

ALCONA COUNTY

RECEIVED/FILED
MICHIGAN DEPT OF STATE
MAR 11 2016
AM 10:01

PRESIDENTIAL PRIMARY - MARCH 8, 2016

| | | REPUBLICAN PARTY | | | | | | | | | | | | | | | | DEMOCRATIC PARTY | | | | | | | |
|------------------|-----------------------------|------------------|----------|------------|----------------|-----------|---------------|----------------|---------------|----------------|---------------|-----------|-------------|---------------|-----------------|-------------|-------|------------------|-------------------------|--------------------|----------------|-------------|-------|-----|--|
| | | | | | | | | | | | | | | | | | | | | | | | | | |
| | Number of Registered voters | Poll Book Totals | Jeb Bush | Ben Carson | Chris Christie | Ted Cruze | Carly Fiorina | Lindsey Graham | Mike Huckabee | John R. Kasich | George Pataki | Rand Paul | Marco Rubio | Rick Santorum | Donald J. Trump | Uncommitted | TOTAL | Hillary Clinton | Roque Rocky De LaFuente | Martin J. O'Malley | Bernie Sanders | Uncommitted | TOTAL | | |
| Alcona Twp | 955 | 379 | 3 | 4 | 1 | 61 | 2 | 0 | 1 | 44 | 0 | 0 | 18 | 1 | 141 | 8 | 284 | 48 | 0 | 0 | 42 | 5 | 95 | | |
| Caledonia Twp | 931 | 291 | 0 | 1 | 1 | 40 | 0 | 0 | 0 | 32 | 1 | 0 | 15 | 0 | 112 | 0 | 202 | 53 | 0 | 1 | 34 | 1 | 89 | | |
| Curtis Twp | 1030 | 366 | 3 | 5 | 0 | 46 | 2 | 0 | 1 | 24 | 0 | 0 | 11 | 0 | 128 | 8 | 228 | 72 | 0 | 0 | 63 | 3 | 138 | | |
| Greenbush Twp | 1251 | 372 | 1 | 5 | 1 | 39 | 0 | 0 | 0 | 46 | 0 | 2 | 17 | 1 | 121 | 2 | 235 | 67 | 0 | 1 | 66 | 3 | 137 | | |
| Gustin Twp | 583 | 157 | 0 | 0 | 0 | 23 | 0 | 0 | 0 | 18 | 1 | 0 | 5 | 0 | 55 | 1 | 103 | 27 | 0 | 0 | 24 | 3 | 54 | | |
| Harrisville Twp | 1149 | 407 | 0 | 5 | 0 | 74 | 0 | 0 | 0 | 61 | 0 | 1 | 20 | 0 | 134 | 2 | 297 | 47 | 0 | 0 | 60 | 3 | 110 | | |
| Hawes Twp | 887 | 252 | 1 | 1 | 0 | 35 | 0 | 0 | 0 | 15 | 0 | 1 | 9 | 0 | 120 | 1 | 183 | 27 | 0 | 0 | 39 | 3 | 69 | | |
| Haynes Twp | 621 | 249 | 0 | 3 | 0 | 52 | 0 | 0 | 0 | 28 | 0 | 2 | 10 | 1 | 91 | 1 | 188 | 26 | 0 | 1 | 33 | 1 | 61 | | |
| Mikado Twp | 787 | 242 | 3 | 1 | 2 | 38 | 0 | 0 | 0 | 21 | 0 | 0 | 15 | 1 | 103 | 1 | 185 | 29 | 0 | 0 | 27 | 1 | 57 | | |
| Millen Twp | 352 | 139 | 1 | 1 | 0 | 19 | 0 | 0 | 0 | 8 | 0 | 2 | 6 | 0 | 38 | 3 | 78 | 29 | 0 | 2 | 29 | 1 | 61 | | |
| Mitchell Twp | 330 | 113 | 0 | 0 | 0 | 16 | 0 | 0 | 0 | 19 | 0 | 0 | 6 | 0 | 47 | 0 | 88 | 14 | 0 | 0 | 10 | 1 | 25 | | |
| City Harrisville | 359 | 128 | 1 | 1 | 0 | 17 | 0 | 0 | 0 | 24 | 0 | 0 | 6 | 0 | 21 | 2 | 72 | 24 | 1 | 0 | 28 | 1 | 54 | | |
| Totals | | 9235 | 3095 | 13 | 27 | 5 | 460 | 4 | 0 | 2 | 340 | 2 | 8 | 138 | 4 | 1111 | 29 | 2143 | 463 | 1 | 5 | 455 | 26 | 950 | |

Statement of Votes Cast

Alger County, MI

2016 Presidential Primary

SOVC For Jurisdiction Wide, All Counters, All Races

OFFICIAL ELECTION RESULTS

Date:03/15/16

Time:14:23:40

Page:1 of 9

| | TURN OUT | | |
|-----------------------------------|----------------|---------------|--------------|
| | Reg. Voters | Cards Cast | % Turnout |
| Jurisdiction Wide | | | |
| City of Munising, Precinct 1 | 1865 | 497 | 26.65% |
| AuTrain Township, Precinct 1 | 1129 | 327 | 28.96% |
| Burt Township, Precinct 1 | 407 | 226 | 55.53% |
| Grand Island Township, Precinct 1 | 29 | 18 | 62.07% |
| Limestone Township, Precinct 1 | 329 | 120 | 36.47% |
| Mathias Township, Precinct 1 | 420 | 121 | 28.81% |
| Munising Township, Precinct 1 | 734 | 263 | 35.83% |
| Munising Township, Precinct 2 | 942 | 311 | 33.01% |
| Onota Township, Precinct 1 | 345 | 120 | 34.78% |
| Rock River Township, Precinct 1 | 989 | 317 | 32.05% |
| Total | 7189 | 2320 | 32.27% |

Statement of Votes Cast

Date:03/15/16

Alger County, MI

Time:14:23:40

2016 Presidential Primary

Page:2 of 9

SOVC For Jurisdiction Wide, All Counters, All Races
OFFICIAL ELECTION RESULTS

| | REP President | | | | | | | | | | |
|-----------------------------------|----------------|------------------|----------------|----------------|-------|------------------|-------|-------------------------|-------|----------------|--------|
| | Reg. Voters | Times Counted | Total Votes | Jeb Bush (REP) | | Ben Carson (REP) | | Chris Christie (REP) | | Ted Cruz (REP) | |
| Jurisdiction Wide | | | | | | | | | | | |
| City of Munising, Precinct 1 | 1865 | 226 | 226 | 2 | 0.88% | 3 | 1.33% | 0 | 0.00% | 51 | 22.57% |
| AuTrain Township, Precinct 1 | 1129 | 197 | 197 | 2 | 1.02% | 3 | 1.52% | 0 | 0.00% | 56 | 28.43% |
| Burt Township, Precinct 1 | 407 | 134 | 132 | 0 | 0.00% | 6 | 4.55% | 0 | 0.00% | 16 | 12.12% |
| Grand Island Township, Precinct 1 | 29 | 5 | 5 | 0 | 0.00% | 0 | 0.00% | 0 | 0.00% | 2 | 40.00% |
| Limestone Township, Precinct 1 | 329 | 68 | 68 | 0 | 0.00% | 0 | 0.00% | 0 | 0.00% | 18 | 26.47% |
| Mathias Township, Precinct 1 | 420 | 59 | 59 | 0 | 0.00% | 1 | 1.69% | 0 | 0.00% | 14 | 23.73% |
| Munising Township, Precinct 1 | 734 | 154 | 154 | 0 | 0.00% | 0 | 0.00% | 1 | 0.65% | 40 | 25.97% |
| Munising Township, Precinct 2 | 942 | 196 | 196 | 0 | 0.00% | 5 | 2.55% | 1 | 0.51% | 39 | 19.90% |
| Onota Township, Precinct 1 | 345 | 62 | 62 | 0 | 0.00% | 0 | 0.00% | 0 | 0.00% | 28 | 45.16% |
| Rock River Township, Precinct 1 | 989 | 172 | 172 | 0 | 0.00% | 2 | 1.16% | 0 | 0.00% | 54 | 31.40% |
| Total | 7189 | 1273 | 1271 | 4 | 0.31% | 20 | 1.57% | 2 | 0.16% | 318 | 25.02% |

Statement of Votes Cast
Alger County, MI
2016 Presidential Primary

Date:03/15/16
Time:14:23:40
Page:3 of 9

SOVC For Jurisdiction Wide, All Counters, All Races
OFFICIAL ELECTION RESULTS

| | REP President | | | | | | | | | |
|-----------------------------------|------------------------|-------|-------------------------|-------|------------------------|-------|-------------------------|--------|------------------------|-------|
| | Carly Fiorina (REP) | | Lindsey Graham (REP) | | Mike Huckabee (REP) | | John R. Kasich (REP) | | George Pataki (REP) | |
| Jurisdiction Wide | | | | | | | | | | |
| City of Munising, Precinct 1 | 0 | 0.00% | 0 | 0.00% | 0 | 0.00% | 55 | 24.34% | 0 | 0.00% |
| AuTrain Township, Precinct 1 | 0 | 0.00% | 0 | 0.00% | 0 | 0.00% | 47 | 23.86% | 0 | 0.00% |
| Burt Township, Precinct 1 | 0 | 0.00% | 0 | 0.00% | 0 | 0.00% | 45 | 34.09% | 0 | 0.00% |
| Grand Island Township, Precinct 1 | 0 | 0.00% | 0 | 0.00% | 0 | 0.00% | 0 | 0.00% | 0 | 0.00% |
| Limestone Township, Precinct 1 | 0 | 0.00% | 0 | 0.00% | 0 | 0.00% | 11 | 16.18% | 0 | 0.00% |
| Mathias Township, Precinct 1 | 0 | 0.00% | 0 | 0.00% | 1 | 1.69% | 13 | 22.03% | 0 | 0.00% |
| Munising Township, Precinct 1 | 1 | 0.65% | 0 | 0.00% | 0 | 0.00% | 24 | 15.58% | 0 | 0.00% |
| Munising Township, Precinct 2 | 0 | 0.00% | 0 | 0.00% | 0 | 0.00% | 40 | 20.41% | 0 | 0.00% |
| Onota Township, Precinct 1 | 0 | 0.00% | 0 | 0.00% | 2 | 3.23% | 8 | 12.90% | 0 | 0.00% |
| Rock River Township, Precinct 1 | 0 | 0.00% | 0 | 0.00% | 1 | 0.58% | 38 | 22.09% | 0 | 0.00% |
| Total | 1 | 0.08% | 0 | 0.00% | 4 | 0.31% | 281 | 22.11% | 0 | 0.00% |

Statement of Votes Cast
Alger County, MI
2016 Presidential Primary
SOVC For Jurisdiction Wide, All Counters, All Races
OFFICIAL ELECTION RESULTS

Date:03/15/16
Time:14:23:40
Page:4 of 9

| | REP President | | | | | | | | | |
|-----------------------------------|-----------------|-------|-------------------|--------|---------------------|-------|-----------------------|--------|-------------|--------|
| | Rand Paul (REP) | | Marco Rubio (REP) | | Rick Santorum (REP) | | Donald J. Trump (REP) | | Uncommitted | |
| Jurisdiction Wide | | | | | | | | | | |
| City of Munising, Precinct 1 | 2 | 0.88% | 23 | 10.18% | 0 | 0.00% | 88 | 38.94% | 2 | 0.88% |
| AuTrain Township, Precinct 1 | 0 | 0.00% | 11 | 5.58% | 0 | 0.00% | 77 | 39.09% | 1 | 0.51% |
| Burt Township, Precinct 1 | 0 | 0.00% | 7 | 5.30% | 0 | 0.00% | 53 | 40.15% | 5 | 3.79% |
| Grand Island Township, Precinct 1 | 0 | 0.00% | 1 | 20.00% | 0 | 0.00% | 1 | 20.00% | 1 | 20.00% |
| Limestone Township, Precinct 1 | 0 | 0.00% | 6 | 8.82% | 0 | 0.00% | 33 | 48.53% | 0 | 0.00% |
| Mathias Township, Precinct 1 | 0 | 0.00% | 4 | 6.78% | 0 | 0.00% | 25 | 42.37% | 1 | 1.69% |
| Munising Township, Precinct 1 | 0 | 0.00% | 17 | 11.04% | 0 | 0.00% | 69 | 44.81% | 2 | 1.30% |
| Munising Township, Precinct 2 | 2 | 1.02% | 11 | 5.61% | 0 | 0.00% | 94 | 47.96% | 4 | 2.04% |
| Onota Township, Precinct 1 | 0 | 0.00% | 7 | 11.29% | 0 | 0.00% | 17 | 27.42% | 0 | 0.00% |
| Rock River Township, Precinct 1 | 1 | 0.58% | 12 | 6.98% | 0 | 0.00% | 61 | 35.47% | 3 | 1.74% |
| Total | 5 | 0.39% | 99 | 7.79% | 0 | 0.00% | 518 | 40.76% | 19 | 1.49% |

Statement of Votes Cast
 Alger County, MI
 2016 Presidential Primary

Date:03/15/16
 Time:14:23:40
 Page:5 of 9

SOVC For Jurisdiction Wide, All Counters, All Races
 OFFICIAL ELECTION RESULTS

| | REP President | |
|-----------------------------------|----------------|-------|
| | Write-In Votes | |
| Jurisdiction Wide | | |
| City of Munising, Precinct 1 | 0 | 0.00% |
| AuTrain Township, Precinct 1 | 0 | 0.00% |
| Burt Township, Precinct 1 | 0 | 0.00% |
| Grand Island Township, Precinct 1 | 0 | 0.00% |
| Limestone Township, Precinct 1 | 0 | 0.00% |
| Mathias Township, Precinct 1 | 0 | 0.00% |
| Munising Township, Precinct 1 | 0 | 0.00% |
| Munising Township, Precinct 2 | 0 | 0.00% |
| Onota Township, Precinct 1 | 0 | 0.00% |
| Rock River Township, Precinct 1 | 0 | 0.00% |
| Total | 0 | 0.00% |

Statement of Votes Cast
 Alger County, MI
 2016 Presidential Primary
 SOVC For Jurisdiction Wide, All Counters, All Races
 OFFICIAL ELECTION RESULTS

Date:03/15/16
 Time:14:23:40
 Page:6 of 9

| | DEM President | | | | | | | | | |
|-----------------------------------|----------------|------------------|----------------|--------------------------|--|-----------------------------|--|-----------------------------|--|-------------------------|
| | Reg. Voters | Times Counted | Total Votes | Hillary Clinton (DEM) | | Rocky De La Fuente (DEM) | | Martin J. O'Malley (DEM) | | Bernie Sanders (DEM) |
| Jurisdiction Wide | | | | | | | | | | |
| City of Munising, Precinct 1 | 1865 | 271 | 270 | 100 37.04% | | 0 0.00% | | 3 1.11% | | 161 59.63% |
| AuTrain Township, Precinct 1 | 1129 | 130 | 129 | 56 43.41% | | 0 0.00% | | 0 0.00% | | 70 54.26% |
| Burt Township, Precinct 1 | 407 | 84 | 83 | 28 33.73% | | 0 0.00% | | 0 0.00% | | 51 61.45% |
| Grand Island Township, Precinct 1 | 29 | 13 | 13 | 6 46.15% | | 0 0.00% | | 0 0.00% | | 7 53.85% |
| Limestone Township, Precinct 1 | 329 | 52 | 52 | 23 44.23% | | 0 0.00% | | 0 0.00% | | 28 53.85% |
| Mathias Township, Precinct 1 | 420 | 62 | 62 | 18 29.03% | | 0 0.00% | | 0 0.00% | | 42 67.74% |
| Munising Township, Precinct 1 | 734 | 109 | 109 | 47 43.12% | | 0 0.00% | | 0 0.00% | | 56 51.38% |
| Munising Township, Precinct 2 | 942 | 115 | 115 | 38 33.04% | | 0 0.00% | | 0 0.00% | | 77 66.96% |
| Onota Township, Precinct 1 | 345 | 58 | 58 | 23 39.66% | | 1 1.72% | | 0 0.00% | | 32 55.17% |
| Rock River Township, Precinct 1 | 989 | 145 | 145 | 45 31.03% | | 0 0.00% | | 0 0.00% | | 98 67.59% |
| Total | 7189 | 1039 | 1036 | 384 37.07% | | 1 0.10% | | 3 0.29% | | 622 60.04% |

Statement of Votes Cast

Alger County, MI

2016 Presidential Primary

SOVC For Jurisdiction Wide, All Counters, All Races

OFFICIAL ELECTION RESULTS

Date:03/15/16

Time:14:23:40

Page:7 of 9

| | DEM President | | | | Burt Twp Sch Prop | | | | | |
|-----------------------------------|---------------|-------|----------------|-------|-------------------|------------------|----------------|-----|--------|-----------|
| | Uncommitted | | Write-In Votes | | Reg. Voters | Times Counted | Total Votes | YES | | NO |
| Jurisdiction Wide | | | | | | | | | | |
| City of Munising, Precinct 1 | 6 | 2.22% | 0 | 0.00% | - | - | - | - | - | - |
| AuTrain Township, Precinct 1 | 3 | 2.33% | 0 | 0.00% | - | - | - | - | - | - |
| Burt Township, Precinct 1 | 4 | 4.82% | 0 | 0.00% | 407 | 226 | 219 | 194 | 88.58% | 25 11.42% |
| Grand Island Township, Precinct 1 | 0 | 0.00% | 0 | 0.00% | - | - | - | - | - | - |
| Limestone Township, Precinct 1 | 1 | 1.92% | 0 | 0.00% | - | - | - | - | - | - |
| Mathias Township, Precinct 1 | 2 | 3.23% | 0 | 0.00% | - | - | - | - | - | - |
| Munising Township, Precinct 1 | 6 | 5.50% | 0 | 0.00% | - | - | - | - | - | - |
| Munising Township, Precinct 2 | 0 | 0.00% | 0 | 0.00% | - | - | - | - | - | - |
| Onota Township, Precinct 1 | 2 | 3.45% | 0 | 0.00% | - | - | - | - | - | - |
| Rock River Township, Precinct 1 | 2 | 1.38% | 0 | 0.00% | - | - | - | - | - | - |
| Total | 26 | 2.51% | 0 | 0.00% | 407 | 226 | 219 | 194 | 88.58% | 25 11.42% |

Statement of Votes Cast
Alger County, MI
2016 Presidential Primary
SOVC For Jurisdiction Wide, All Counters, All Races
OFFICIAL ELECTION RESULTS

Date:03/15/16
Time:14:23:40
Page:8 of 9

THE WHOLE NUMBER OF VOTES GIVEN: REP President
WAS 1271 (OF WHICH)

| | | |
|-----------------------|----------|-----|
| Jeb Bush (REP) | RECEIVED | 4 |
| Ben Carson (REP) | RECEIVED | 20 |
| Chris Christie (REP) | RECEIVED | 2 |
| Ted Cruz (REP) | RECEIVED | 318 |
| Carly Fiorina (REP) | RECEIVED | 1 |
| Lindsey Graham (REP) | RECEIVED | 0 |
| Mike Huckabee (REP) | RECEIVED | 4 |
| John R. Kasich (REP) | RECEIVED | 281 |
| George Pataki (REP) | RECEIVED | 0 |
| Rand Paul (REP) | RECEIVED | 5 |
| Marco Rubio (REP) | RECEIVED | 99 |
| Rick Santorum (REP) | RECEIVED | 0 |
| Donald J. Trump (REP) | RECEIVED | 518 |
| Uncommitted | RECEIVED | 19 |
| Write-In Votes | RECEIVED | 0 |

THE WHOLE NUMBER OF VOTES GIVEN: DEM President
WAS 1036 (OF WHICH)

| | | |
|--------------------------|----------|-----|
| Hillary Clinton (DEM) | RECEIVED | 384 |
| Rocky De La Fuente (DEM) | RECEIVED | 1 |
| Martin J. O'Malley (DEM) | RECEIVED | 3 |
| Bernie Sanders (DEM) | RECEIVED | 622 |
| Uncommitted | RECEIVED | 26 |
| Write-In Votes | RECEIVED | 0 |

THE WHOLE NUMBER OF VOTES GIVEN: Burt Twp Sch Prop
WAS 219 (OF WHICH)

| | | |
|-----|----------|-----|
| YES | RECEIVED | 194 |
| NO | RECEIVED | 25 |

Statement of Votes Cast
Alger County, MI
2016 Presidential Primary
SOVC For Jurisdiction Wide, All Counters, All Races
OFFICIAL ELECTION RESULTS

Date:03/15/16
Time:14:23:40
Page:9 of 9

CERTIFICATE OF DETERMINATION

STATE OF MICHIGAN, } Ss
COUNTY OF ALGER }

We Do Hereby Certify, That the foregoing is a correct transcript of the Statement of the Board of County Canvassers of the County of Alger, of the votes given in such County for the indicated candidates and proposal at the Presidential Primary Election held on March 8, 2016, as appears from the original statement on file in the office of the County Clerk.

In Witness Whereof, We have hereunto set our hands and caused to be affixed the Seal of the Circuit Court for the County of Alger this 15th day of March, 2016.

Ruth M. Hale Board of County Canvassers
John H. Hume
Ruth M. Hale
Robert M. Hume

Attest:

Mary Ann Froberg
Mary Ann Froberg, Alger County Clerk

RECEIVED/FILED
MICHIGAN DEPT OF STATE
2016 MAR 16 AM 11:27
ELECTIONS/GREAT SEAL

| Allegan County Official Vote Totals | | | |
|-------------------------------------|----------------------|--------|--------|
| Candidate | Total County Vote | 2nd CD | 6th CD |
| Bush, Jeb | 165 | 6 | 159 |
| Carson, Ben | 364 | 9 | 355 |
| Christie, Chris | 36 | 0 | 36 |
| Cruz, Ted | 7556 | 110 | 7446 |
| Fiorina, Carly | 15 | 1 | 14 |
| Graham, Lindsey | 6 | 0 | 6 |
| Huckabee, Mike | 39 | 3 | 36 |
| Kasich, John R. | 4658 | 131 | 4527 |
| Pataki, George | 6 | 0 | 6 |
| Paul, Rand | 53 | 1 | 52 |
| Rubio, Marco | 1991 | 74 | 1917 |
| Santorum, Rick | 20 | 0 | 20 |
| Trump, Donald J | 5337 | 56 | 5281 |
| Uncommitted | 240 | 7 | 233 |

| | | | |
|---------------------------|-------|-----|-------|
| Clinton Hillary | 3511 | 78 | 3433 |
| De La Fuente, Roque Rocky | 8 | 0 | 8 |
| O'Malley, Martin J | 8 | 0 | 8 |
| Sanders, Bernie | 5569 | 101 | 5468 |
| Uncommitted | 142 | 1 | 141 |
| Totals: | 29724 | 578 | 29146 |

Allegan County Turn-out
Presidential Primary Election - March 8, 2016

| Township | Registered Voters | Turn-out | % |
|-----------------------|-------------------|---------------|------------|
| Allegan - P1 | 2,184 | 727 | 33% |
| Allegan - P2 | 962 | 299 | 31% |
| Casco | 2,146 | 668 | 31% |
| Cheshire | 1,524 | 433 | 28% |
| Clyde | 1,247 | 399 | 32% |
| Dorr - P1 | 1,475 | 655 | 44% |
| Dorr - P2 | 2,214 | 940 | 42% |
| Dorr - P3 | 1,793 | 620 | 35% |
| Fillmore | 2,009 | 898 | 45% |
| Ganges | 1,988 | 818 | 41% |
| Gunplain - P1 | 2,675 | 996 | 37% |
| Gunplain - P2 | 1,812 | 590 | 33% |
| Heath | 2,474 | 992 | 40% |
| Hopkins | 1,878 | 669 | 36% |
| Laketown - P1 | 1,740 | 734 | 42% |
| Laketown - P2 | 2,138 | 818 | 38% |
| Laketown - P3 | 815 | 293 | 36% |
| Lee | 2,232 | 404 | 18% |
| Leighton - P1 | 2,549 | 960 | 38% |
| Leighton - P2 | 1,417 | 674 | 48% |
| Manlius | 2,150 | 848 | 39% |
| Martin | 1,852 | 589 | 32% |
| Monterey | 1,614 | 542 | 34% |
| Otsego - P1 | 1,979 | 831 | 42% |
| Otsego - P2 | 2,134 | 695 | 33% |
| Overisel | 2,062 | 1007 | 49% |
| Salem - P1 | 1,578 | 691 | 44% |
| Salem - P2 | 1,684 | 611 | 36% |
| Saugatuck | 2,456 | 1128 | 46% |
| Trowbridge | 1,842 | 593 | 32% |
| Valley | 1,441 | 437 | 30% |
| Watson | 1,497 | 437 | 29% |
| Wayland | 2,346 | 827 | 35% |
| Township Total | 61,907 | 22823 | 37% |
| Cities | | | |
| Allegan - P1 | 1,091 | 314 | 29% |
| Allegan - P2 | 2,263 | 653 | 29% |
| Douglas | 1,097 | 493 | 45% |
| Fennville | 827 | 243 | 29% |
| Holland - W4 P9 | 1,280 | 730 | 57% |
| Holland - W5 P11 | 1,316 | 484 | 37% |
| Holland - W5 P12 | 1,298 | 629 | 48% |
| Holland - W5 P13 | 1,536 | 396 | 26% |
| Otsego | 2,641 | 893 | 34% |
| Plainwell | 2,644 | 898 | 34% |
| Saugatuck | 769 | 329 | 43% |
| South Haven | 7 | 6 | 86% |
| Wayland | 2,862 | 922 | 32% |
| City Total | 19,631 | 6,990 | 36% |
| | | | |
| County Total | 81,538 | 29,813 | 37% |

Allegan County
Presidential Primary Election - March 8, 2016
Republican Party Candidates
Statement of Votes

2 of 3

| Township | Jeb Bush | Ben Carson | Chris Christie | Ted Cruz | Carly Fiorina | Lindsey Graham | Mike Huckabee | John R. Kasich |
|---------------------|--------------|--------------|----------------|---------------|---------------|----------------|---------------|----------------|
| Allegan -1 | 3 | 3 | 0 | 127 | 1 | 0 | 3 | 137 |
| Allegan -2 | 2 | 4 | 0 | 61 | 0 | 0 | 0 | 34 |
| Casco | 4 | 2 | 0 | 99 | 0 | 1 | 0 | 114 |
| Cheshire | 2 | 6 | 0 | 80 | 0 | 0 | 1 | 68 |
| Clyde | 2 | 9 | 1 | 70 | 0 | 0 | 0 | 47 |
| Dorr - 1 | 3 | 5 | 1 | 241 | 0 | 1 | 2 | 70 |
| Dorr - 2 | 5 | 9 | 0 | 376 | 1 | 0 | 0 | 114 |
| Dorr - 3 | 3 | 2 | 0 | 226 | 0 | 0 | 0 | 61 |
| Fillmore | 6 | 19 | 0 | 345 | 1 | 0 | 0 | 164 |
| Ganges | 6 | 7 | 4 | 114 | 1 | 0 | 0 | 123 |
| Gunplain | 1 | 14 | 2 | 185 | 0 | 0 | 1 | 173 |
| Gunplain | 2 | 10 | 1 | 117 | 1 | 0 | 0 | 71 |
| Heath | 6 | 19 | 3 | 308 | 0 | 0 | 2 | 160 |
| Hopkins | 1 | 12 | 1 | 206 | 0 | 0 | 0 | 90 |
| Laketown -1 | 1 | 9 | 2 | 201 | 0 | 0 | 0 | 224 |
| Laketown-2 | 10 | 23 | 1 | 264 | 0 | 0 | 3 | 265 |
| Laketown -3 | 0 | 3 | 0 | 74 | 1 | 0 | 0 | 87 |
| Lee | 1 | 3 | 0 | 56 | 0 | 0 | 0 | 35 |
| Leighton - 1 | 6 | 10 | 0 | 407 | 1 | 0 | 1 | 122 |
| Leighton - 2 | 2 | 14 | 0 | 258 | 0 | 0 | 0 | 115 |
| Manlius | 13 | 10 | 1 | 242 | 0 | 0 | 0 | 144 |
| Martin | 8 | 10 | 1 | 168 | 0 | 0 | 0 | 82 |
| Monterey | 0 | 6 | 1 | 172 | 1 | 0 | 0 | 58 |
| Otsego -1 | 4 | 14 | 2 | 132 | 0 | 0 | 4 | 100 |
| Otsego -2 | 7 | 12 | 2 | 120 | 0 | 0 | 0 | 84 |
| Overisel | 7 | 18 | 1 | 454 | 0 | 0 | 3 | 169 |
| Salem -1 | 3 | 11 | 1 | 318 | 0 | 0 | 0 | 107 |
| Salem -2 | 3 | 10 | 0 | 194 | 0 | 0 | 0 | 82 |
| Saugatuck | 6 | 2 | 1 | 122 | 2 | 0 | 1 | 212 |
| Trowbridge | 2 | 7 | 1 | 127 | 0 | 0 | 0 | 87 |
| Valley | 0 | 2 | 0 | 94 | 0 | 0 | 0 | 66 |
| Watson | 3 | 2 | 0 | 120 | 0 | 0 | 2 | 55 |
| Wayland | 2 | 10 | 2 | 245 | 0 | 0 | 1 | 90 |
| Total | 124 | 297 | 29 | 6323 | 10 | 2 | 24 | 3610 |
| % | 0.75% | 1.8% | 0.18% | 38.26% | 0.06% | 0.01% | 0.15% | 21.84% |
| Cities | | | | | | | | |
| Allegan-1 | 1 | 3 | 0 | 49 | 1 | 0 | 1 | 47 |
| Allegan-2 | 2 | 9 | 1 | 124 | 0 | 0 | 2 | 76 |
| Douglas | 3 | 1 | 0 | 24 | 0 | 1 | 0 | 70 |
| Fennville | 2 | 1 | 0 | 25 | 0 | 0 | 1 | 20 |
| Holland-4/9 | 0 | 11 | 0 | 152 | 1 | 0 | 1 | 138 |
| Holland-5/11 | 2 | 11 | 1 | 107 | 0 | 0 | 0 | 87 |
| Holland-5/12 | 6 | 8 | 1 | 161 | 0 | 2 | 3 | 166 |
| Holland-5-13 | 6 | 6 | 0 | 73 | 0 | 0 | 4 | 89 |
| Otsego | 0 | 5 | 1 | 140 | 0 | 0 | 0 | 104 |
| Plainwell | 6 | 2 | 3 | 150 | 1 | 0 | 3 | 109 |
| Saugatuck | 3 | 3 | 0 | 17 | 2 | 0 | 0 | 44 |
| South Haven | 1 | 0 | 0 | 1 | 0 | 0 | 0 | 0 |
| Wayland | 9 | 7 | 0 | 212 | 0 | 1 | 2 | 98 |
| Total | 41 | 67 | 7 | 1235 | 5 | 4 | 17 | 1048 |
| % | 1.03% | 1.69% | 0.18% | 31.16% | 0.13% | 0.10% | 0.43% | 26.44% |
| County Total | 165 | 364 | 36 | 7,558 | 15 | 6 | 41 | 4,658 |
| % | 0.81% | 1.78% | 0.2% | 36.89% | 0.07% | 0.03% | 0.2% | 22.73% |

Allegan County
 Presidential Primary Election - March 8, 2016
 Republican Party Candidates
 Statement of Votes

2 of 3

| Township | George Pataki | Rand Paul | Marco Rubio | Rick Santorum | Donald J. Trump | Uncommitted | Total |
|---------------------|---------------|--------------|---------------|---------------|-----------------|--------------|------------------|
| Allegan -1 | 0 | 0 | 40 | 0 | 134 | 4 | 452 |
| Allegan -2 | 0 | 0 | 20 | 0 | 70 | 1 | 192 |
| Casco | 0 | 1 | 46 | 0 | 134 | 7 | 408 |
| Cheshire | 0 | 1 | 23 | 0 | 77 | 2 | 260 |
| Clyde | 0 | 2 | 18 | 0 | 79 | 5 | 233 |
| Dorr - 1 | 0 | 0 | 38 | 0 | 119 | 4 | 484 |
| Dorr - 2 | 0 | 1 | 52 | 1 | 171 | 4 | 734 |
| Dorr - 3 | 1 | 0 | 31 | 0 | 116 | 4 | 444 |
| Fillmore | 0 | 2 | 100 | 3 | 131 | 5 | 776 |
| Ganges | 0 | 0 | 62 | 0 | 141 | 9 | 467 |
| Gunplain | 0 | 1 | 90 | 0 | 172 | 1 | 640 |
| Gunplain | 0 | 1 | 24 | 1 | 142 | 3 | 373 |
| Heath | 0 | 0 | 81 | 0 | 188 | 7 | 774 |
| Hopkins | 0 | 2 | 33 | 1 | 136 | 2 | 484 |
| Laketown -1 | 0 | 2 | 67 | 0 | 96 | 4 | 606 |
| Laketown-2 | 2 | 0 | 101 | 0 | 172 | 11 | 852 |
| Laketown -3 | 0 | 0 | 24 | 0 | 49 | 0 | 238 |
| Lee | 0 | 1 | 5 | 0 | 104 | 7 | 212 |
| Leighton - 1 | 0 | 0 | 54 | 0 | 174 | 10 | 785 |
| Leighton - 2 | 0 | 1 | 58 | 1 | 132 | 3 | 584 |
| Manlius | 0 | 1 | 55 | 0 | 158 | 7 | 631 |
| Martin | 0 | 5 | 36 | 1 | 117 | 8 | 436 |
| Monterey | 0 | 3 | 33 | 1 | 129 | 3 | 407 |
| Otsego -1 | 0 | 2 | 61 | 1 | 188 | 12 | 520 |
| Otsego -2 | 0 | 1 | 40 | 1 | 138 | 14 | 419 |
| Overisel | 0 | 4 | 82 | 0 | 143 | 5 | 886 |
| Salem -1 | 0 | 2 | 42 | 1 | 121 | 8 | 614 |
| Salem -2 | 1 | 2 | 28 | 0 | 135 | 2 | 457 |
| Saugaluck | 0 | 1 | 47 | 0 | 185 | 13 | 592 |
| Trowbridge | 0 | 0 | 30 | 0 | 144 | 2 | 400 |
| Valley | 0 | 0 | 21 | 1 | 106 | 2 | 292 |
| Watson | 0 | 0 | 28 | 0 | 86 | 1 | 297 |
| Wayland | 0 | 1 | 31 | 0 | 186 | 9 | 577 |
| Total | 4 | 37 | 1501 | 13 | 4373 | 179 | 16,526.00 |
| % | 0.02% | 0.22% | 9.08% | 0.08% | 26.46% | 1.08% | |
| Cities | | | | | | | |
| Allegan-1 | 0 | 0 | 12 | 0 | 53 | 1 | 168 |
| Allegan-2 | 0 | 2 | 36 | 1 | 115 | 5 | 373 |
| Douglas | 0 | 1 | 22 | 0 | 64 | 8 | 194 |
| Fennville | 0 | 0 | 11 | 0 | 48 | 1 | 109 |
| Holland-4/9 | 0 | 2 | 56 | 0 | 54 | 4 | 419 |
| Holland-5/11 | 0 | 1 | 47 | 1 | 59 | 4 | 320 |
| Holland-5/12 | 0 | 2 | 69 | 0 | 61 | 10 | 489 |
| Holland-5-13 | 0 | 0 | 53 | 0 | 40 | 4 | 275 |
| Otsego | 1 | 3 | 57 | 1 | 147 | 10 | 469 |
| Plainwell | 1 | 1 | 64 | 2 | 117 | 4 | 463 |
| Saugaluck | 0 | 0 | 16 | 1 | 43 | 3 | 132 |
| South Haven | 0 | 0 | 1 | 0 | 0 | 0 | 3 |
| Wayland | 0 | 4 | 46 | 1 | 163 | 7 | 550 |
| Total | 2 | 16 | 490 | 7 | 964 | 61 | 3,964 |
| % | 0.05% | 0.40% | 12.36% | 0.18% | 24.32% | 1.54% | 100% |
| County Total | 6 | 53 | 1,991 | 20 | 5337 | 240 | 20,490 |
| % | 0.03% | 0.26% | 9.72% | 0.1% | 26.05% | 1.17% | 100% |

Allegan County
Presidential Primary Election - March 8, 2016
Democratic Party Candidates
Statement of Votes

| Township | Hillary Clinton | Roque Rocky DeLaFuente | Martin J. O'Malley | Bernie Sanders | Uncommitted | Total |
|---------------------|-----------------|------------------------|--------------------|----------------|--------------|--------------|
| Allegan -1 | 107 | 1 | 0 | 154 | 6 | 268 |
| Allegan -2 | 41 | 0 | 0 | 59 | 2 | 102 |
| Casco | 117 | 0 | 0 | 132 | 1 | 250 |
| Cheshire | 62 | 0 | 0 | 110 | 1 | 173 |
| Clyde | 64 | 0 | 0 | 83 | 2 | 149 |
| Dorr - 1 | 67 | 0 | 0 | 92 | 12 | 171 |
| Dorr - 2 | 60 | 0 | 0 | 142 | 4 | 206 |
| Dorr - 3 | 64 | 0 | 0 | 107 | 3 | 174 |
| Fillmore | 38 | 0 | 0 | 79 | 1 | 118 |
| Ganges | 135 | 1 | 0 | 189 | 7 | 332 |
| Gunplain -1 | 145 | 0 | 1 | 196 | 3 | 345 |
| Gunplain -2 | 69 | 0 | 0 | 135 | 3 | 207 |
| Heath | 65 | 1 | 0 | 136 | 2 | 204 |
| Hopkins | 40 | 0 | 0 | 132 | 2 | 174 |
| Laketown -1 | 105 | 0 | 1 | 138 | 1 | 245 |
| Laketown-2 | 73 | 0 | 0 | 137 | 9 | 219 |
| Laketown -3 | 55 | 0 | 0 | 63 | 2 | 120 |
| Lee | 67 | 0 | 1 | 111 | 3 | 182 |
| Leighton - 1 | 50 | 1 | 0 | 121 | 3 | 175 |
| Leighton - 2 | 27 | 0 | 0 | 63 | 0 | 90 |
| Manlius | 87 | 0 | 0 | 120 | 2 | 209 |
| Martin | 35 | 1 | 0 | 104 | 5 | 145 |
| Monterey | 52 | 1 | 0 | 76 | 2 | 131 |
| Otsego -1 | 112 | 0 | 0 | 156 | 5 | 273 |
| Otsego -2 | 127 | 0 | 0 | 119 | 5 | 251 |
| Overisel | 25 | 0 | 0 | 77 | 2 | 104 |
| Salem -1 | 20 | 0 | 0 | 52 | 2 | 74 |
| Salem -2 | 49 | 0 | 0 | 91 | 3 | 143 |
| Saugatuck | 224 | 0 | 0 | 278 | 7 | 509 |
| Trowbridge | 82 | 0 | 0 | 98 | 5 | 185 |
| Valley | 54 | 1 | 0 | 81 | 1 | 137 |
| Watson | 50 | 0 | 0 | 95 | 5 | 150 |
| Wayland | 71 | 0 | 0 | 175 | 4 | 250 |
| Total | 2,439 | 7 | 3 | 3,901 | 115 | 6,465 |
| % | 37.73% | 0.11% | 0.05% | 60.34% | 1.78% | |
| Cities | | | | | | |
| Allegan-1 | 60 | 0 | 0 | 83 | 0 | 143 |
| Allegan-2 | 92 | 1 | 2 | 165 | 4 | 264 |
| Douglas | 174 | 0 | 0 | 115 | 2 | 291 |
| Fennville | 39 | 0 | 0 | 87 | 1 | 127 |
| Holland-4/9 | 73 | 0 | 0 | 101 | 1 | 175 |
| Holland-5/11 | 41 | 0 | 0 | 121 | 1 | 163 |
| Holland-5/12 | 52 | 0 | 0 | 79 | 1 | 132 |
| Holland-5-13 | 48 | 0 | 0 | 70 | 0 | 118 |
| Otsego | 128 | 0 | 0 | 241 | 7 | 376 |
| Plainwell | 137 | 0 | 2 | 269 | 1 | 409 |
| Saugatuck | 103 | 0 | 0 | 87 | 1 | 191 |
| South Haven | 2 | 0 | 0 | 1 | 0 | 3 |
| Wayland | 123 | 0 | 1 | 236 | 8 | 368 |
| Total | 1,072 | 1 | 5 | 1,655 | 27 | 2760 |
| % | 38.84% | 0.04% | 0.18% | 59.96% | 0.98% | |
| County Total | | | | | | |
| % | 38.06% | 0.09% | 0.09% | 60.23% | 1.54% | 100% |

Election Summary Report

Alpena County, MI

2016 Presidential Primary

Summary For Jurisdiction Wide, All Counters, All Races

March 8, 2016

Official Results

Date:03/09/16

Time:07:59:05

Page:1 of 1

Registered Voters 23148 - Cards Cast 6768 29.24%

Num. Report Precinct 17 - Num. Reporting 17 100.00%

| REP President | REP | Total | |
|---------------------|------------|-------|---------|
| Number of Precincts | | 17 | |
| Precincts Reporting | | 17 | 100.0 % |
| Times Counted | 4272/23148 | | 18.5 % |
| Total Votes | | 4270 | |
| Jeb Bush | REP | 24 | 0.56% |
| Ben Carson | REP | 60 | 1.41% |
| Chris Christie | REP | 8 | 0.19% |
| Ted Cruz | REP | 1125 | 26.35% |
| Carly Fiorina | REP | 2 | 0.05% |
| Lindsey Graham | REP | 0 | 0.00% |
| Mike Huckabee | REP | 6 | 0.14% |
| John R. Kasich | REP | 785 | 18.38% |
| George Pataki | REP | 3 | 0.07% |
| Rand Paul | REP | 16 | 0.37% |
| Marco Rubio | REP | 318 | 7.45% |
| Rick Santorum | REP | 3 | 0.07% |
| Donald J. Trump | REP | 1885 | 44.15% |
| Uncommitted | | 35 | 0.82% |
| Write-in Votes | | 0 | 0.00% |

| DEM President | DEM | Total | |
|---------------------|------------|-------|---------|
| Number of Precincts | | 17 | |
| Precincts Reporting | | 17 | 100.0 % |
| Times Counted | 2496/23148 | | 10.8 % |
| Total Votes | | 2492 | |
| Hillary Clinton | DEM | 1102 | 44.22% |
| Rocky De La Fuente | DEM | 4 | 0.16% |
| Martin J. O'Malley | DEM | 11 | 0.44% |
| Bernie Sanders | DEM | 1347 | 54.05% |
| Uncommitted | | 26 | 1.04% |
| Write-in Votes | | 2 | 0.08% |

Statement of Votes Cast
Alpena County, MI
2016 Presidential Primary
SOVC For Jurisdiction Wide, All Counters, All Races
Official Results

Date:03/09/16
Time:08:00:36
Page:1 of 8

| | TURN OUT | | |
|----------------------------------|----------------|---------------|--------------|
| | Reg. Voters | Cards Cast | % Turnout |
| Jurisdiction Wide | | | |
| City of Alpena, Precinct 1 | 2495 | 501 | 20.08% |
| City of Alpena, Precinct 3 | 1346 | 337 | 25.04% |
| City of Alpena, Precinct 4 | 1348 | 409 | 30.34% |
| City of Alpena, Precinct 5 | 1357 | 513 | 37.80% |
| City of Alpena, Precinct 6 | 1578 | 446 | 28.26% |
| Alpena Township, Precinct 1 | 1395 | 338 | 24.23% |
| Alpena Township, Precinct 2 | 1713 | 496 | 28.96% |
| Alpena Township, Precinct 3 | 1702 | 522 | 30.67% |
| Alpena Township, Precinct 4 | 1126 | 292 | 25.93% |
| Alpena Township, Precinct 5 | 1502 | 480 | 31.96% |
| Green Township, Precinct 1 | 921 | 313 | 33.98% |
| Long Rapids Township, Precinct 1 | 803 | 269 | 33.50% |
| Maple Ridge Township, Precinct 1 | 1263 | 345 | 27.32% |
| Ossineke Township, Precinct 1 | 1352 | 436 | 32.25% |
| Sanborn Township, Precinct 1 | 1533 | 525 | 34.25% |
| Wellington Township, Precinct 1 | 188 | 68 | 36.17% |
| Wilson Township, Precinct 1 | 1526 | 478 | 31.32% |
| Total | 23148 | 6768 | 29.24% |

Statement of Votes Cast
Alpena County, MI
2016 Presidential Primary
SOVC For Jurisdiction Wide, All Counters, All Races
Official Results

Date:03/09/16
Time:08:00:36
Page:2 of 8

| | REP President | | | | | | | | | | |
|----------------------------------|---------------|---------------|-------------|----------------|-------|------------------|-------|----------------------|-------|----------------|--------|
| | Reg. Voters | Times Counted | Total Votes | Jeb Bush (REP) | | Ben Carson (REP) | | Chris Christie (REP) | | Ted Cruz (REP) | |
| Jurisdiction Wide | | | | | | | | | | | |
| City of Alpena, Precinct 1 | 2495 | 238 | 238 | 2 | 0.84% | 8 | 3.36% | 0 | 0.00% | 63 | 26.47% |
| City of Alpena, Precinct 3 | 1346 | 191 | 191 | 1 | 0.52% | 4 | 2.09% | 0 | 0.00% | 49 | 25.65% |
| City of Alpena, Precinct 4 | 1348 | 246 | 246 | 2 | 0.81% | 3 | 1.22% | 0 | 0.00% | 60 | 24.39% |
| City of Alpena, Precinct 5 | 1357 | 286 | 286 | 1 | 0.35% | 2 | 0.70% | 0 | 0.00% | 73 | 25.52% |
| City of Alpena, Precinct 6 | 1578 | 226 | 226 | 1 | 0.44% | 3 | 1.33% | 0 | 0.00% | 64 | 28.32% |
| Alpena Township, Precinct 1 | 1395 | 227 | 227 | 0 | 0.00% | 0 | 0.00% | 0 | 0.00% | 54 | 23.79% |
| Alpena Township, Precinct 2 | 1713 | 323 | 323 | 2 | 0.62% | 9 | 2.79% | 1 | 0.31% | 78 | 24.15% |
| Alpena Township, Precinct 3 | 1702 | 338 | 338 | 1 | 0.30% | 1 | 0.30% | 1 | 0.30% | 96 | 28.40% |
| Alpena Township, Precinct 4 | 1126 | 174 | 174 | 0 | 0.00% | 3 | 1.72% | 0 | 0.00% | 31 | 17.82% |
| Alpena Township, Precinct 5 | 1502 | 308 | 307 | 3 | 0.98% | 5 | 1.63% | 0 | 0.00% | 71 | 23.13% |
| Green Township, Precinct 1 | 921 | 209 | 209 | 3 | 1.44% | 1 | 0.48% | 0 | 0.00% | 54 | 25.84% |
| Long Rapids Township, Precinct 1 | 803 | 173 | 172 | 1 | 0.58% | 5 | 2.91% | 0 | 0.00% | 58 | 33.72% |
| Maple Ridge Township, Precinct 1 | 1263 | 235 | 235 | 2 | 0.85% | 4 | 1.70% | 0 | 0.00% | 57 | 24.26% |
| Ossineke Township, Precinct 1 | 1352 | 328 | 328 | 2 | 0.61% | 2 | 0.61% | 2 | 0.61% | 96 | 29.27% |
| Sanborn Township, Precinct 1 | 1533 | 343 | 343 | 2 | 0.58% | 4 | 1.17% | 0 | 0.00% | 85 | 24.78% |
| Wellington Township, Precinct 1 | 188 | 53 | 53 | 0 | 0.00% | 0 | 0.00% | 0 | 0.00% | 16 | 30.19% |
| Wilson Township, Precinct 1 | 1526 | 374 | 374 | 1 | 0.27% | 6 | 1.60% | 4 | 1.07% | 120 | 32.09% |
| Total | 23148 | 4272 | 4270 | 24 | 0.56% | 60 | 1.41% | 8 | 0.19% | 1125 | 26.35% |

Statement of Votes Cast
Alpena County, MI
2016 Presidential Primary
SOVC For Jurisdiction Wide, All Counters, All Races
Official Results

Date:03/09/16
Time:08:00:36
Page:3 of 8

| | REP President | | | | | | | | | |
|----------------------------------|------------------------|-------|-------------------------|-------|------------------------|-------|-------------------------|--------|------------------------|-------|
| | Carly Fiorina (REP) | | Lindsey Graham (REP) | | Mike Huckabee (REP) | | John R. Kasich (REP) | | George Pataki (REP) | |
| Jurisdiction Wide | | | | | | | | | | |
| City of Alpena, Precinct 1 | 0 | 0.00% | 0 | 0.00% | 0 | 0.00% | 29 | 12.18% | 0 | 0.00% |
| City of Alpena, Precinct 3 | 0 | 0.00% | 0 | 0.00% | 0 | 0.00% | 49 | 25.65% | 2 | 1.05% |
| City of Alpena, Precinct 4 | 0 | 0.00% | 0 | 0.00% | 0 | 0.00% | 56 | 22.76% | 0 | 0.00% |
| City of Alpena, Precinct 5 | 0 | 0.00% | 0 | 0.00% | 0 | 0.00% | 74 | 25.87% | 0 | 0.00% |
| City of Alpena, Precinct 6 | 0 | 0.00% | 0 | 0.00% | 1 | 0.44% | 36 | 15.93% | 0 | 0.00% |
| Alpena Township, Precinct 1 | 0 | 0.00% | 0 | 0.00% | 0 | 0.00% | 29 | 12.78% | 0 | 0.00% |
| Alpena Township, Precinct 2 | 0 | 0.00% | 0 | 0.00% | 0 | 0.00% | 64 | 19.81% | 0 | 0.00% |
| Alpena Township, Precinct 3 | 1 | 0.30% | 0 | 0.00% | 0 | 0.00% | 91 | 26.92% | 0 | 0.00% |
| Alpena Township, Precinct 4 | 0 | 0.00% | 0 | 0.00% | 2 | 1.15% | 36 | 20.69% | 0 | 0.00% |
| Alpena Township, Precinct 5 | 0 | 0.00% | 0 | 0.00% | 1 | 0.33% | 57 | 18.57% | 0 | 0.00% |
| Green Township, Precinct 1 | 0 | 0.00% | 0 | 0.00% | 0 | 0.00% | 34 | 16.27% | 0 | 0.00% |
| Long Rapids Township, Precinct 1 | 0 | 0.00% | 0 | 0.00% | 0 | 0.00% | 27 | 15.70% | 0 | 0.00% |
| Maple Ridge Township, Precinct 1 | 0 | 0.00% | 0 | 0.00% | 0 | 0.00% | 32 | 13.62% | 0 | 0.00% |
| Ossineke Township, Precinct 1 | 1 | 0.30% | 0 | 0.00% | 0 | 0.00% | 34 | 10.37% | 0 | 0.00% |
| Sanborn Township, Precinct 1 | 0 | 0.00% | 0 | 0.00% | 1 | 0.29% | 65 | 18.95% | 1 | 0.29% |
| Wellington Township, Precinct 1 | 0 | 0.00% | 0 | 0.00% | 0 | 0.00% | 13 | 24.53% | 0 | 0.00% |
| Wilson Township, Precinct 1 | 0 | 0.00% | 0 | 0.00% | 1 | 0.27% | 59 | 15.78% | 0 | 0.00% |
| Total | 2 | 0.05% | 0 | 0.00% | 6 | 0.14% | 785 | 18.38% | 3 | 0.07% |

Statement of Votes Cast
Alpena County, MI
2016 Presidential Primary
SOVC For Jurisdiction Wide, All Counters, All Races
Official Results

Date:03/09/16

Time:08:00:37

Page:4 of 8

| | REP President | | | | | | | | | |
|----------------------------------|-----------------|-------|-------------------|--------|---------------------|-------|-----------------------|--------|-------------|-------|
| | Rand Paul (REP) | | Marco Rubio (REP) | | Rick Santorum (REP) | | Donald J. Trump (REP) | | Uncommitted | |
| Jurisdiction Wide | | | | | | | | | | |
| City of Alpena, Precinct 1 | 2 | 0.84% | 13 | 5.46% | 0 | 0.00% | 119 | 50.00% | 2 | 0.84% |
| City of Alpena, Precinct 3 | 0 | 0.00% | 17 | 8.90% | 0 | 0.00% | 68 | 35.60% | 1 | 0.52% |
| City of Alpena, Precinct 4 | 1 | 0.41% | 18 | 7.32% | 0 | 0.00% | 104 | 42.28% | 2 | 0.81% |
| City of Alpena, Precinct 5 | 1 | 0.35% | 19 | 6.64% | 0 | 0.00% | 116 | 40.56% | 0 | 0.00% |
| City of Alpena, Precinct 6 | 1 | 0.44% | 26 | 11.50% | 0 | 0.00% | 89 | 39.38% | 5 | 2.21% |
| Alpena Township, Precinct 1 | 0 | 0.00% | 15 | 6.61% | 0 | 0.00% | 126 | 55.51% | 3 | 1.32% |
| Alpena Township, Precinct 2 | 1 | 0.31% | 18 | 5.57% | 0 | 0.00% | 148 | 45.82% | 2 | 0.62% |
| Alpena Township, Precinct 3 | 1 | 0.30% | 32 | 9.47% | 0 | 0.00% | 113 | 33.43% | 1 | 0.30% |
| Alpena Township, Precinct 4 | 0 | 0.00% | 10 | 5.75% | 1 | 0.57% | 91 | 52.30% | 0 | 0.00% |
| Alpena Township, Precinct 5 | 3 | 0.98% | 24 | 7.82% | 1 | 0.33% | 142 | 46.25% | 0 | 0.00% |
| Green Township, Precinct 1 | 0 | 0.00% | 20 | 9.57% | 0 | 0.00% | 93 | 44.50% | 4 | 1.91% |
| Long Rapids Township, Precinct 1 | 0 | 0.00% | 12 | 6.98% | 1 | 0.58% | 65 | 37.79% | 3 | 1.74% |
| Maple Ridge Township, Precinct 1 | 0 | 0.00% | 15 | 6.38% | 0 | 0.00% | 121 | 51.49% | 4 | 1.70% |
| Ossineke Township, Precinct 1 | 4 | 1.22% | 22 | 6.71% | 0 | 0.00% | 162 | 49.39% | 3 | 0.91% |
| Sanborn Township, Precinct 1 | 2 | 0.58% | 29 | 8.45% | 0 | 0.00% | 151 | 44.02% | 3 | 0.87% |
| Wellington Township, Precinct 1 | 0 | 0.00% | 5 | 9.43% | 0 | 0.00% | 19 | 35.85% | 0 | 0.00% |
| Wilson Township, Precinct 1 | 0 | 0.00% | 23 | 6.15% | 0 | 0.00% | 158 | 42.25% | 2 | 0.53% |
| Total | 16 | 0.37% | 318 | 7.45% | 3 | 0.07% | 1885 | 44.15% | 35 | 0.82% |

Statement of Votes Cast
Alpena County, MI
2016 Presidential Primary
SOVC For Jurisdiction Wide, All Counters, All Races
Official Results

Date:03/09/16
Time:08:00:37
Page:5 of 8

| | REP President | |
|----------------------------------|----------------|-------|
| | Write-In Votes | |
| Jurisdiction Wide | | |
| City of Alpena, Precinct 1 | 0 | 0.00% |
| City of Alpena, Precinct 3 | 0 | 0.00% |
| City of Alpena, Precinct 4 | 0 | 0.00% |
| City of Alpena, Precinct 5 | 0 | 0.00% |
| City of Alpena, Precinct 6 | 0 | 0.00% |
| Alpena Township, Precinct 1 | 0 | 0.00% |
| Alpena Township, Precinct 2 | 0 | 0.00% |
| Alpena Township, Precinct 3 | 0 | 0.00% |
| Alpena Township, Precinct 4 | 0 | 0.00% |
| Alpena Township, Precinct 5 | 0 | 0.00% |
| Green Township, Precinct 1 | 0 | 0.00% |
| Long Rapids Township, Precinct 1 | 0 | 0.00% |
| Maple Ridge Township, Precinct 1 | 0 | 0.00% |
| Ossineke Township, Precinct 1 | 0 | 0.00% |
| Sanborn Township, Precinct 1 | 0 | 0.00% |
| Wellington Township, Precinct 1 | 0 | 0.00% |
| Wilson Township, Precinct 1 | 0 | 0.00% |
| Total | 0 | 0.00% |

Statement of Votes Cast
Alpena County, MI
2016 Presidential Primary
SOVC For Jurisdiction Wide, All Counters, All Races
Official Results

Date:03/09/16
Time:08:00:37
Page:6 of 8

| | DEM President | | | | | | | | | |
|----------------------------------|----------------|------------------|----------------|--------------------------|-----------------------------|-----------------------------|-------------------------|--|--|--|
| | Reg. Voters | Times Counted | Total Votes | Hillary Clinton (DEM) | Rocky De La Fuente (DEM) | Martin J. O'Malley (DEM) | Bernie Sanders (DEM) | | | |
| Jurisdiction Wide | | | | | | | | | | |
| City of Alpena, Precinct 1 | 2495 | 263 | 262 | 88 33.59% | 1 0.38% | 0 0.00% | 169 64.50% | | | |
| City of Alpena, Precinct 3 | 1346 | 146 | 145 | 66 45.52% | 1 0.69% | 1 0.69% | 75 51.72% | | | |
| City of Alpena, Precinct 4 | 1348 | 163 | 163 | 64 39.26% | 0 0.00% | 0 0.00% | 98 60.12% | | | |
| City of Alpena, Precinct 5 | 1357 | 227 | 226 | 104 46.02% | 0 0.00% | 0 0.00% | 119 52.65% | | | |
| City of Alpena, Precinct 6 | 1578 | 220 | 220 | 75 34.09% | 0 0.00% | 1 0.45% | 142 64.55% | | | |
| Alpena Township, Precinct 1 | 1395 | 111 | 111 | 44 39.64% | 1 0.90% | 0 0.00% | 66 59.46% | | | |
| Alpena Township, Precinct 2 | 1713 | 173 | 173 | 87 50.29% | 0 0.00% | 0 0.00% | 85 49.13% | | | |
| Alpena Township, Precinct 3 | 1702 | 184 | 183 | 96 52.46% | 0 0.00% | 0 0.00% | 85 46.45% | | | |
| Alpena Township, Precinct 4 | 1126 | 118 | 118 | 64 54.24% | 0 0.00% | 1 0.85% | 50 42.37% | | | |
| Alpena Township, Precinct 5 | 1502 | 172 | 172 | 85 49.42% | 0 0.00% | 0 0.00% | 87 50.58% | | | |
| Green Township, Precinct 1 | 921 | 104 | 104 | 53 50.96% | 0 0.00% | 1 0.96% | 47 45.19% | | | |
| Long Rapids Township, Precinct 1 | 803 | 96 | 96 | 50 52.08% | 0 0.00% | 0 0.00% | 46 47.92% | | | |
| Maple Ridge Township, Precinct 1 | 1263 | 110 | 110 | 55 50.00% | 0 0.00% | 2 1.82% | 53 48.18% | | | |
| Ossineke Township, Precinct 1 | 1352 | 108 | 108 | 46 42.59% | 0 0.00% | 0 0.00% | 59 54.63% | | | |
| Sanborn Township, Precinct 1 | 1533 | 182 | 182 | 74 40.66% | 0 0.00% | 3 1.65% | 102 56.04% | | | |
| Wellington Township, Precinct 1 | 188 | 15 | 15 | 6 40.00% | 0 0.00% | 1 6.67% | 8 53.33% | | | |
| Wilson Township, Precinct 1 | 1526 | 104 | 104 | 45 43.27% | 1 0.96% | 1 0.96% | 56 53.85% | | | |
| Total | 23148 | 2496 | 2492 | 1102 44.22% | 4 0.16% | 11 0.44% | 1347 54.05% | | | |

Statement of Votes Cast
Alpena County, MI
2016 Presidential Primary
SOVC For Jurisdiction Wide, All Counters, All Races
Official Results

Date:03/09/16
Time:08:00:37
Page:7 of 8

| | DEM President | | | |
|----------------------------------|---------------|-------|----------------|-------|
| | Uncommitted | | Write-In Votes | |
| Jurisdiction Wide | | | | |
| City of Alpena, Precinct 1 | 4 | 1.53% | 0 | 0.00% |
| City of Alpena, Precinct 3 | 2 | 1.38% | 0 | 0.00% |
| City of Alpena, Precinct 4 | 1 | 0.61% | 0 | 0.00% |
| City of Alpena, Precinct 5 | 2 | 0.88% | 1 | 0.44% |
| City of Alpena, Precinct 6 | 2 | 0.91% | 0 | 0.00% |
| Alpena Township, Precinct 1 | 0 | 0.00% | 0 | 0.00% |
| Alpena Township, Precinct 2 | 1 | 0.58% | 0 | 0.00% |
| Alpena Township, Precinct 3 | 2 | 1.09% | 0 | 0.00% |
| Alpena Township, Precinct 4 | 2 | 1.69% | 1 | 0.85% |
| Alpena Township, Precinct 5 | 0 | 0.00% | 0 | 0.00% |
| Green Township, Precinct 1 | 3 | 2.88% | 0 | 0.00% |
| Long Rapids Township, Precinct 1 | 0 | 0.00% | 0 | 0.00% |
| Maple Ridge Township, Precinct 1 | 0 | 0.00% | 0 | 0.00% |
| Ossineke Township, Precinct 1 | 3 | 2.78% | 0 | 0.00% |
| Sanborn Township, Precinct 1 | 3 | 1.65% | 0 | 0.00% |
| Wellington Township, Precinct 1 | 0 | 0.00% | 0 | 0.00% |
| Wilson Township, Precinct 1 | 1 | 0.96% | 0 | 0.00% |
| Total | 26 | 1.04% | 2 | 0.08% |

Statement of Votes Cast
Alpena County, MI
2016 Presidential Primary
SOVC For Jurisdiction Wide, All Counters, All Races
Official Results

Date:03/09/16
Time:08:00:37
Page:8 of 8

THE WHOLE NUMBER OF VOTES GIVEN: REP President
WAS 4270 (OF WHICH)

| | | |
|-----------------------|----------|------|
| Jeb Bush (REP) | RECEIVED | 24 |
| Ben Carson (REP) | RECEIVED | 60 |
| Chris Christie (REP) | RECEIVED | 8 |
| Ted Cruz (REP) | RECEIVED | 1125 |
| Carly Fiorina (REP) | RECEIVED | 2 |
| Lindsey Graham (REP) | RECEIVED | 0 |
| Mike Huckabee (REP) | RECEIVED | 6 |
| John R. Kasich (REP) | RECEIVED | 785 |
| George Pataki (REP) | RECEIVED | 3 |
| Rand Paul (REP) | RECEIVED | 16 |
| Marco Rubio (REP) | RECEIVED | 318 |
| Rick Santorum (REP) | RECEIVED | 3 |
| Donald J. Trump (REP) | RECEIVED | 1885 |
| Uncommitted | RECEIVED | 35 |
| Write-In Votes | RECEIVED | 0 |

THE WHOLE NUMBER OF VOTES GIVEN: DEM President
WAS 2492 (OF WHICH)

| | | |
|--------------------------|----------|------|
| Hillary Clinton (DEM) | RECEIVED | 1102 |
| Rocky De La Fuente (DEM) | RECEIVED | 4 |
| Martin J. O'Malley (DEM) | RECEIVED | 11 |
| Bernie Sanders (DEM) | RECEIVED | 1347 |
| Uncommitted | RECEIVED | 26 |
| Write-In Votes | RECEIVED | 2 |

STATE OF MICHIGAN

COUNTY OF ALPENA

The Board of Canvassers of Alpena County having Ascertained and Canvassed the Votes of the several Cities and Townships of this County, of the General Election, held Tuesday, the 8th day of March 2016 A.D. 2016.

In Witness Whereof, We have hereunto set our hands and affixed the
Seal of the Circuit Court for the County of Alpena
this 9 Day of March, 2016

Barbara Boehrner

Burly Boden

Attest:

Bonnie Kuehler
Clerk of Board of Canvassers

Elaine Forties
Chairperson of Board of County Canvassers

Election Summary Report
Antrim County, MI
2016 Presidential Primary

Date:03/14/16
Time:09:25:43
Page:1 of 1

Summary For Jurisdiction Wide, All Counters, All Races

Registered Voters 20404 - Cards Cast 7334 35.94%

Num. Report Precinct 18 - Num. Reporting 16 88.89%

| REP President | | REP | Total | |
|---------------------|-----|------|------------|---------|
| Number of Precincts | | | 16 | |
| Precincts Reporting | | | 16 | 100.0 % |
| Times Counted | | | 4888/19969 | 24.5 % |
| Total Votes | | | 4880 | |
| Jeb Bush | REP | 44 | 0.90% | |
| Ben Carson | REP | 91 | 1.86% | |
| Chris Christie | REP | 17 | 0.35% | |
| Ted Cruz | REP | 1201 | 24.61% | |
| Carly Fiorina | REP | 5 | 0.10% | |
| Lindsey Graham | REP | 4 | 0.08% | |
| Mike Huckabee | REP | 10 | 0.20% | |
| John R. Kasich | REP | 1025 | 21.00% | |
| George Pataki | REP | 2 | 0.04% | |
| Rand Paul | REP | 9 | 0.18% | |
| Marco Rubio | REP | 424 | 8.69% | |
| Rick Santorum | REP | 11 | 0.23% | |
| Donald J. Trump | REP | 1969 | 40.35% | |
| Uncommitted | | 65 | 1.33% | |
| Write-in Votes | | 3 | 0.06% | |

| DEM President | | DEM | Total | |
|---------------------|-----|------|------------|---------|
| Number of Precincts | | | 16 | |
| Precincts Reporting | | | 16 | 100.0 % |
| Times Counted | | | 2404/19969 | 12.0 % |
| Total Votes | | | 2404 | |
| Hillary Clinton | DEM | 867 | 36.06% | |
| Rocky De La Fuente | DEM | 0 | 0.00% | |
| Martin J. O'Malley | DEM | 5 | 0.21% | |
| Bernie Sanders | DEM | 1491 | 62.02% | |
| Uncommitted | | 39 | 1.62% | |
| Write-in Votes | | 2 | 0.08% | |

| Mancelona Sch Prop 1 | | Total | |
|----------------------|--|-----------|--------|
| Number of Precincts | | 7 | |
| Precincts Reporting | | 5 | 71.4 % |
| Times Counted | | 1510/5390 | 28.0 % |
| Total Votes | | 1469 | |
| YES | | 1036 | 70.52% |
| NO | | 433 | 29.48% |

| Mancelona Sch Prop 2 | | Total | |
|----------------------|--|-----------|--------|
| Number of Precincts | | 7 | |
| Precincts Reporting | | 5 | 71.4 % |
| Times Counted | | 1510/5390 | 28.0 % |
| Total Votes | | 1474 | |
| YES | | 1012 | 68.66% |
| NO | | 462 | 31.34% |

Statement of Votes Cast
Antrim County, MI
2016 Presidential Primary

Date:03/14/16
Time:09:26:56
Page:1 of 9

SOVC For Jurisdiction Wide, All Counters, All Races

| | TURN OUT | | |
|-----------------------------------|----------------|---------------|--------------|
| | Reg. Voters | Cards Cast | % Turnout |
| Jurisdiction Wide | | | |
| Banks Township, Precinct 1 | 1328 | 576 | 43.37% |
| Central Lake Township, Precinct 1 | 1961 | 641 | 32.69% |
| Chestonia Township, Precinct 1 | 394 | 124 | 31.47% |
| Custer Township, Precinct 1 | 985 | 348 | 35.33% |
| Echo Township, Precinct 1 | 745 | 263 | 35.30% |
| Elk Rapids Township, Precinct 1 | 2278 | 1039 | 45.61% |
| Forest Home Township, Precinct 1 | 1616 | 702 | 43.44% |
| Helena Township, Precinct 1 | 866 | 364 | 42.03% |
| Jordan Township, Precinct 1 | 720 | 263 | 36.53% |
| Kearney Township, Precinct 1 | 1536 | 550 | 35.81% |
| Mancelona Township, Precinct 1 | 2059 | 503 | 24.43% |
| Mancelona Township, Precinct 2 | 1264 | 354 | 28.01% |
| Milton Township, Precinct 1 | 2097 | 836 | 39.87% |
| Star Township, Precinct 1 | 757 | 236 | 31.18% |
| Torch Lake Township, Precinct 1 | 1101 | 446 | 40.51% |
| Warner Township, Precinct 1 | 262 | 89 | 33.97% |
| KALKASKA Cold Springs Twp P1 | 296 | 0 | 0.00% |
| KALKASKA Rapid River Twp P2 | 139 | 0 | 0.00% |
| Total | 20404 | 7334 | 35.94% |

Statement of Votes Cast
Antrim County, MI
2016 Presidential Primary

Date:03/14/16
Time:09:26:56
Page:2 of 9

SOVC For Jurisdiction Wide, All Counters, All Races

| | REP President | | | | | | | | | | |
|-----------------------------------|---------------|---------------|-------------|----------------|-------|------------------|-------|----------------------|-------|----------------|--------|
| | Reg. Voters | Times Counted | Total Votes | Jeb Bush (REP) | | Ben Carson (REP) | | Chris Christie (REP) | | Ted Cruz (REP) | |
| Jurisdiction Wide | | | | | | | | | | | |
| Banks Township, Precinct 1 | 1328 | 434 | 433 | 8 | 1.85% | 18 | 4.16% | 2 | 0.46% | 175 | 40.42% |
| Central Lake Township, Precinct 1 | 1961 | 441 | 439 | 3 | 0.68% | 8 | 1.82% | 2 | 0.46% | 110 | 25.06% |
| Chestonia Township, Precinct 1 | 394 | 71 | 71 | 0 | 0.00% | 1 | 1.41% | 0 | 0.00% | 20 | 28.17% |
| Custer Township, Precinct 1 | 985 | 253 | 252 | 2 | 0.79% | 1 | 0.40% | 1 | 0.40% | 61 | 24.21% |
| Echo Township, Precinct 1 | 745 | 173 | 173 | 0 | 0.00% | 4 | 2.31% | 0 | 0.00% | 51 | 29.48% |
| Elk Rapids Township, Precinct 1 | 2278 | 672 | 672 | 11 | 1.64% | 15 | 2.23% | 2 | 0.30% | 130 | 19.35% |
| Forest Home Township, Precinct 1 | 1616 | 466 | 466 | 4 | 0.86% | 7 | 1.50% | 3 | 0.64% | 95 | 20.39% |
| Helena Township, Precinct 1 | 866 | 224 | 223 | 2 | 0.90% | 2 | 0.90% | 1 | 0.45% | 41 | 18.39% |
| Jordan Township, Precinct 1 | 720 | 165 | 165 | 2 | 1.21% | 1 | 0.61% | 1 | 0.61% | 52 | 31.52% |
| Kearney Township, Precinct 1 | 1536 | 373 | 372 | 0 | 0.00% | 7 | 1.88% | 0 | 0.00% | 96 | 25.81% |
| Mancelona Township, Precinct 1 | 2059 | 323 | 322 | 3 | 0.93% | 9 | 2.80% | 0 | 0.00% | 78 | 24.22% |
| Mancelona Township, Precinct 2 | 1264 | 220 | 219 | 2 | 0.91% | 1 | 0.46% | 0 | 0.00% | 44 | 20.09% |
| Milton Township, Precinct 1 | 2097 | 564 | 564 | 3 | 0.53% | 7 | 1.24% | 0 | 0.00% | 150 | 26.60% |
| Star Township, Precinct 1 | 757 | 159 | 159 | 2 | 1.26% | 2 | 1.26% | 0 | 0.00% | 32 | 20.13% |
| Torch Lake Township, Precinct 1 | 1101 | 283 | 283 | 2 | 0.71% | 7 | 2.47% | 4 | 1.41% | 46 | 16.25% |
| Warner Township, Precinct 1 | 262 | 67 | 67 | 0 | 0.00% | 1 | 1.49% | 1 | 1.49% | 20 | 29.85% |
| KALKASKA Cold Springs Twp P1 | - | - | - | - | - | - | - | - | - | - | - |
| KALKASKA Rapid River Twp P2 | - | - | - | - | - | - | - | - | - | - | - |
| Total | 19969 | 4888 | 4880 | 44 | 0.90% | 91 | 1.86% | 17 | 0.35% | 1201 | 24.61% |

Statement of Votes Cast
Antrim County, MI
2016 Presidential Primary
SOVC For Jurisdiction Wide, All Counters, All Races

Date:03/14/16

Time:09:26:56

Page:3 of 9

| | REP President | | | | | | | | | |
|-----------------------------------|------------------------|-------|-------------------------|-------|------------------------|-------|-------------------------|--------|------------------------|-------|
| | Carly Fiorina (REP) | | Lindsey Graham (REP) | | Mike Huckabee (REP) | | John R. Kasich (REP) | | George Pataki (REP) | |
| Jurisdiction Wide | | | | | | | | | | |
| Banks Township, Precinct 1 | 0 | 0.00% | 1 | 0.23% | 1 | 0.23% | 61 | 14.09% | 1 | 0.23% |
| Central Lake Township, Precinct 1 | 0 | 0.00% | 2 | 0.46% | 1 | 0.23% | 103 | 23.46% | 0 | 0.00% |
| Chestonia Township, Precinct 1 | 0 | 0.00% | 0 | 0.00% | 0 | 0.00% | 6 | 8.45% | 0 | 0.00% |
| Custer Township, Precinct 1 | 0 | 0.00% | 0 | 0.00% | 1 | 0.40% | 49 | 19.44% | 0 | 0.00% |
| Echo Township, Precinct 1 | 0 | 0.00% | 1 | 0.58% | 0 | 0.00% | 32 | 18.50% | 0 | 0.00% |
| Elk Rapids Township, Precinct 1 | 2 | 0.30% | 0 | 0.00% | 0 | 0.00% | 186 | 27.68% | 1 | 0.15% |
| Forest Home Township, Precinct 1 | 0 | 0.00% | 0 | 0.00% | 0 | 0.00% | 108 | 23.18% | 0 | 0.00% |
| Helena Township, Precinct 1 | 1 | 0.45% | 0 | 0.00% | 0 | 0.00% | 58 | 26.01% | 0 | 0.00% |
| Jordan Township, Precinct 1 | 0 | 0.00% | 0 | 0.00% | 0 | 0.00% | 19 | 11.52% | 0 | 0.00% |
| Kearney Township, Precinct 1 | 1 | 0.27% | 0 | 0.00% | 4 | 1.08% | 81 | 21.77% | 0 | 0.00% |
| Mancelona Township, Precinct 1 | 0 | 0.00% | 0 | 0.00% | 0 | 0.00% | 38 | 11.80% | 0 | 0.00% |
| Mancelona Township, Precinct 2 | 0 | 0.00% | 0 | 0.00% | 0 | 0.00% | 34 | 15.53% | 0 | 0.00% |
| Milton Township, Precinct 1 | 0 | 0.00% | 0 | 0.00% | 2 | 0.35% | 138 | 24.47% | 0 | 0.00% |
| Star Township, Precinct 1 | 0 | 0.00% | 0 | 0.00% | 0 | 0.00% | 20 | 12.58% | 0 | 0.00% |
| Torch Lake Township, Precinct 1 | 1 | 0.35% | 0 | 0.00% | 1 | 0.35% | 85 | 30.04% | 0 | 0.00% |
| Warner Township, Precinct 1 | 0 | 0.00% | 0 | 0.00% | 0 | 0.00% | 7 | 10.45% | 0 | 0.00% |
| KALKASKA Cold Springs Twp P1 | - | - | - | - | - | - | - | - | - | - |
| KALKASKA Rapid River Twp P2 | - | - | - | - | - | - | - | - | - | - |
| Total | 5 | 0.10% | 4 | 0.08% | 10 | 0.20% | 1025 | 21.00% | 2 | 0.04% |

Statement of Votes Cast
Antrim County, MI
2016 Presidential Primary
SOVC For Jurisdiction Wide, All Counters, All Races

Date:03/14/16

Time:09:26:56

Page:4 of 9

| | REP President | | | | | | | | | |
|-----------------------------------|-----------------|-------|-------------------|--------|---------------------|-------|-----------------------|--------|-------------|-------|
| | Rand Paul (REP) | | Marco Rubio (REP) | | Rick Santorum (REP) | | Donald J. Trump (REP) | | Uncommitted | |
| Jurisdiction Wide | | | | | | | | | | |
| Banks Township, Precinct 1 | 1 | 0.23% | 28 | 6.47% | 0 | 0.00% | 127 | 29.33% | 10 | 2.31% |
| Central Lake Township, Precinct 1 | 0 | 0.00% | 27 | 6.15% | 3 | 0.68% | 174 | 39.64% | 4 | 0.91% |
| Chestonia Township, Precinct 1 | 0 | 0.00% | 4 | 5.63% | 0 | 0.00% | 40 | 56.34% | 0 | 0.00% |
| Custer Township, Precinct 1 | 1 | 0.40% | 18 | 7.14% | 1 | 0.40% | 114 | 45.24% | 3 | 1.19% |
| Echo Township, Precinct 1 | 1 | 0.58% | 14 | 8.09% | 0 | 0.00% | 68 | 39.31% | 2 | 1.16% |
| Elk Rapids Township, Precinct 1 | 2 | 0.30% | 92 | 13.69% | 2 | 0.30% | 221 | 32.89% | 8 | 1.19% |
| Forest Home Township, Precinct 1 | 2 | 0.43% | 58 | 12.45% | 1 | 0.21% | 180 | 38.63% | 8 | 1.72% |
| Helena Township, Precinct 1 | 0 | 0.00% | 26 | 11.66% | 1 | 0.45% | 88 | 39.46% | 3 | 1.35% |
| Jordan Township, Precinct 1 | 0 | 0.00% | 5 | 3.03% | 0 | 0.00% | 83 | 50.30% | 2 | 1.21% |
| Kearney Township, Precinct 1 | 0 | 0.00% | 44 | 11.83% | 1 | 0.27% | 132 | 35.48% | 5 | 1.34% |
| Mancelona Township, Precinct 1 | 0 | 0.00% | 20 | 6.21% | 2 | 0.62% | 165 | 51.24% | 7 | 2.17% |
| Mancelona Township, Precinct 2 | 0 | 0.00% | 13 | 5.94% | 0 | 0.00% | 123 | 56.16% | 2 | 0.91% |
| Milton Township, Precinct 1 | 1 | 0.18% | 48 | 8.51% | 0 | 0.00% | 213 | 37.77% | 2 | 0.35% |
| Star Township, Precinct 1 | 0 | 0.00% | 4 | 2.52% | 0 | 0.00% | 95 | 59.75% | 4 | 2.52% |
| Torch Lake Township, Precinct 1 | 1 | 0.35% | 21 | 7.42% | 0 | 0.00% | 112 | 39.58% | 3 | 1.06% |
| Warner Township, Precinct 1 | 0 | 0.00% | 2 | 2.99% | 0 | 0.00% | 34 | 50.75% | 2 | 2.99% |
| KALKASKA Cold Springs Twp P1 | - | - | - | - | - | - | - | - | - | - |
| KALKASKA Rapid River Twp P2 | - | - | - | - | - | - | - | - | - | - |
| Total | 9 | 0.18% | 424 | 8.69% | 11 | 0.23% | 1969 | 40.35% | 65 | 1.33% |

Statement of Votes Cast
Antrim County, MI
2016 Presidential Primary

Date:03/14/16
Time:09:26:56
Page:5 of 9

SOVC For Jurisdiction Wide, All Counters, All Races

| | REP President | |
|-----------------------------------|----------------|-------|
| | Write-In Votes | |
| Jurisdiction Wide | | |
| Banks Township, Precinct 1 | 0 | 0.00% |
| Central Lake Township, Precinct 1 | 2 | 0.46% |
| Chestonia Township, Precinct 1 | 0 | 0.00% |
| Custer Township, Precinct 1 | 0 | 0.00% |
| Echo Township, Precinct 1 | 0 | 0.00% |
| Elk Rapids Township, Precinct 1 | 0 | 0.00% |
| Forest Home Township, Precinct 1 | 0 | 0.00% |
| Helena Township, Precinct 1 | 0 | 0.00% |
| Jordan Township, Precinct 1 | 0 | 0.00% |
| Kearney Township, Precinct 1 | 1 | 0.27% |
| Mancelona Township, Precinct 1 | 0 | 0.00% |
| Mancelona Township, Precinct 2 | 0 | 0.00% |
| Milton Township, Precinct 1 | 0 | 0.00% |
| Star Township, Precinct 1 | 0 | 0.00% |
| Torch Lake Township, Precinct 1 | 0 | 0.00% |
| Warner Township, Precinct 1 | 0 | 0.00% |
| KALKASKA Cold Springs Twp P1 | - | - |
| KALKASKA Rapid River Twp P2 | - | - |
| Total | 3 | 0.06% |

Statement of Votes Cast
Antrim County, MI
2016 Presidential Primary

Date:03/14/16
Time:09:26:56
Page:6 of 9

SOVC For Jurisdiction Wide, All Counters, All Races

| | DEM President | | | | | | | | | | |
|-----------------------------------|---------------|---------------|-------------|-----------------------|--------|--------------------------|-------|--------------------------|-------|----------------------|--------|
| | Reg. Voters | Times Counted | Total Votes | Hillary Clinton (DEM) | | Rocky De La Fuente (DEM) | | Martin J. O'Malley (DEM) | | Bernie Sanders (DEM) | |
| Jurisdiction Wide | | | | | | | | | | | |
| Banks Township, Precinct 1 | 1328 | 142 | 142 | 51 | 35.92% | 0 | 0.00% | 0 | 0.00% | 86 | 60.56% |
| Central Lake Township, Precinct 1 | 1961 | 200 | 200 | 74 | 37.00% | 0 | 0.00% | 0 | 0.00% | 124 | 62.00% |
| Chestonia Township, Precinct 1 | 394 | 51 | 51 | 14 | 27.45% | 0 | 0.00% | 0 | 0.00% | 37 | 72.55% |
| Custer Township, Precinct 1 | 985 | 88 | 88 | 31 | 35.23% | 0 | 0.00% | 0 | 0.00% | 57 | 64.77% |
| Echo Township, Precinct 1 | 745 | 90 | 90 | 29 | 32.22% | 0 | 0.00% | 1 | 1.11% | 57 | 63.33% |
| Elk Rapids Township, Precinct 1 | 2278 | 367 | 367 | 139 | 37.87% | 0 | 0.00% | 0 | 0.00% | 216 | 58.86% |
| Forest Home Township, Precinct 1 | 1616 | 236 | 236 | 77 | 32.63% | 0 | 0.00% | 1 | 0.42% | 152 | 64.41% |
| Helena Township, Precinct 1 | 866 | 134 | 134 | 54 | 40.30% | 0 | 0.00% | 0 | 0.00% | 79 | 58.96% |
| Jordan Township, Precinct 1 | 720 | 98 | 98 | 37 | 37.76% | 0 | 0.00% | 0 | 0.00% | 60 | 61.22% |
| Kearney Township, Precinct 1 | 1536 | 177 | 177 | 54 | 30.51% | 0 | 0.00% | 0 | 0.00% | 121 | 68.36% |
| Mancelona Township, Precinct 1 | 2059 | 163 | 163 | 60 | 36.81% | 0 | 0.00% | 2 | 1.23% | 99 | 60.74% |
| Mancelona Township, Precinct 2 | 1264 | 124 | 124 | 50 | 40.32% | 0 | 0.00% | 0 | 0.00% | 71 | 57.26% |
| Milton Township, Precinct 1 | 2097 | 272 | 272 | 82 | 30.15% | 0 | 0.00% | 0 | 0.00% | 188 | 69.12% |
| Star Township, Precinct 1 | 757 | 77 | 77 | 34 | 44.16% | 0 | 0.00% | 1 | 1.30% | 41 | 53.25% |
| Torch Lake Township, Precinct 1 | 1101 | 163 | 163 | 79 | 48.47% | 0 | 0.00% | 0 | 0.00% | 83 | 50.92% |
| Warner Township, Precinct 1 | 262 | 22 | 22 | 2 | 9.09% | 0 | 0.00% | 0 | 0.00% | 20 | 90.91% |
| KALKASKA Cold Springs Twp P1 | - | - | - | - | - | - | - | - | - | - | - |
| KALKASKA Rapid River Twp P2 | - | - | - | - | - | - | - | - | - | - | - |
| Total | 19969 | 2404 | 2404 | 867 | 36.06% | 0 | 0.00% | 5 | 0.21% | 1491 | 62.02% |

Statement of Votes Cast
Antrim County, MI
2016 Presidential Primary
SOVC For Jurisdiction Wide, All Counters, All Races

Date:03/14/16
Time:09:26:56
Page:7 of 9

| | DEM President | | | | Mancelona Sch Prop 1 | | | | | |
|-----------------------------------|---------------|-------|----------------|-------|----------------------|---------------|-------------|------|--------|------------|
| | Uncommitted | | Write-In Votes | | Reg. Voters | Times Counted | Total Votes | YES | | NO |
| Jurisdiction Wide | | | | | | | | | | |
| Banks Township, Precinct 1 | 5 | 3.52% | 0 | 0.00% | - | - | - | - | - | - |
| Central Lake Township, Precinct 1 | 2 | 1.00% | 0 | 0.00% | - | - | - | - | - | - |
| Chestonia Township, Precinct 1 | 0 | 0.00% | 0 | 0.00% | 113 | 42 | 39 | 29 | 74.36% | 10 25.64% |
| Custer Township, Precinct 1 | 0 | 0.00% | 0 | 0.00% | 653 | 247 | 243 | 153 | 62.96% | 90 37.04% |
| Echo Township, Precinct 1 | 2 | 2.22% | 1 | 1.11% | - | - | - | - | - | - |
| Elk Rapids Township, Precinct 1 | 12 | 3.27% | 0 | 0.00% | - | - | - | - | - | - |
| Forest Home Township, Precinct 1 | 6 | 2.54% | 0 | 0.00% | - | - | - | - | - | - |
| Helena Township, Precinct 1 | 1 | 0.75% | 0 | 0.00% | 866 | 364 | 352 | 262 | 74.43% | 90 25.57% |
| Jordan Township, Precinct 1 | 1 | 1.02% | 0 | 0.00% | - | - | - | - | - | - |
| Kearney Township, Precinct 1 | 2 | 1.13% | 0 | 0.00% | - | - | - | - | - | - |
| Mancelona Township, Precinct 1 | 2 | 1.23% | 0 | 0.00% | 2059 | 503 | 489 | 353 | 72.19% | 136 27.81% |
| Mancelona Township, Precinct 2 | 2 | 1.61% | 1 | 0.81% | 1264 | 354 | 346 | 239 | 69.08% | 107 30.92% |
| Milton Township, Precinct 1 | 2 | 0.74% | 0 | 0.00% | - | - | - | - | - | - |
| Star Township, Precinct 1 | 1 | 1.30% | 0 | 0.00% | - | - | - | - | - | - |
| Torch Lake Township, Precinct 1 | 1 | 0.61% | 0 | 0.00% | - | - | - | - | - | - |
| Warner Township, Precinct 1 | 0 | 0.00% | 0 | 0.00% | - | - | - | - | - | - |
| KALKASKA Cold Springs Twp P1 | - | - | - | - | 296 | 0 | 0 | 0 | - | 0 |
| KALKASKA Rapid River Twp P2 | - | - | - | - | 139 | 0 | 0 | 0 | - | 0 |
| Total | 39 | 1.62% | 2 | 0.08% | 5390 | 1510 | 1469 | 1036 | 70.52% | 433 29.48% |

Statement of Votes Cast
Antrim County, MI
2016 Presidential Primary

Date:03/14/16
Time:09:26:56
Page:8 of 9

SOVC For Jurisdiction Wide, All Counters, All Races

| | Mancelona Sch Prop 2 | | | | | | |
|-----------------------------------|----------------------|------------------|----------------|------|--------|-----|--------|
| | Reg. Voters | Times Counted | Total Votes | YES | | NO | |
| Jurisdiction Wide | | | | | | | |
| Banks Township, Precinct 1 | - | - | - | - | - | - | - |
| Central Lake Township, Precinct 1 | - | - | - | - | - | - | - |
| Chestonia Township, Precinct 1 | 113 | 42 | 40 | 27 | 67.50% | 13 | 32.50% |
| Custer Township, Precinct 1 | 653 | 247 | 242 | 143 | 59.09% | 99 | 40.91% |
| Echo Township, Precinct 1 | - | - | - | - | - | - | - |
| Elk Rapids Township, Precinct 1 | - | - | - | - | - | - | - |
| Forest Home Township, Precinct 1 | - | - | - | - | - | - | - |
| Helena Township, Precinct 1 | 866 | 364 | 354 | 266 | 75.14% | 88 | 24.86% |
| Jordan Township, Precinct 1 | - | - | - | - | - | - | - |
| Kearney Township, Precinct 1 | - | - | - | - | - | - | - |
| Mancelona Township, Precinct 1 | 2059 | 503 | 491 | 350 | 71.28% | 141 | 28.72% |
| Mancelona Township, Precinct 2 | 1264 | 354 | 347 | 226 | 65.13% | 121 | 34.87% |
| Milton Township, Precinct 1 | - | - | - | - | - | - | - |
| Star Township, Precinct 1 | - | - | - | - | - | - | - |
| Torch Lake Township, Precinct 1 | - | - | - | - | - | - | - |
| Warner Township, Precinct 1 | - | - | - | - | - | - | - |
| KALKASKA Cold Springs Twp P1 | 296 | 0 | 0 | 0 | - | 0 | - |
| KALKASKA Rapid River Twn P2 | 139 | 0 | 0 | 0 | - | 0 | - |
| Total | 5390 | 1510 | 1474 | 1012 | 68.66% | 462 | 31.34% |

Statement of Votes Cast
Antrim County, MI
2016 Presidential Primary
SOVC For Jurisdiction Wide, All Counters, All Races

Date:03/14/16
Time:09:26:56
Page:9 of 9

THE WHOLE NUMBER OF VOTES GIVEN: REP President
WAS 4880 (OF WHICH)

| | | |
|-----------------------|----------|------|
| Jeb Bush (REP) | RECEIVED | 44 |
| Ben Carson (REP) | RECEIVED | 91 |
| Chris Christie (REP) | RECEIVED | 17 |
| Ted Cruz (REP) | RECEIVED | 1201 |
| Carly Fiorina (REP) | RECEIVED | 5 |
| Lindsey Graham (REP) | RECEIVED | 4 |
| Mike Huckabee (REP) | RECEIVED | 10 |
| John R. Kasich (REP) | RECEIVED | 1025 |
| George Pataki (REP) | RECEIVED | 2 |
| Rand Paul (REP) | RECEIVED | 9 |
| Marco Rubio (REP) | RECEIVED | 424 |
| Rick Santorum (REP) | RECEIVED | 11 |
| Donald J. Trump (REP) | RECEIVED | 1969 |
| Uncommitted | RECEIVED | 65 |
| Write-In Votes | RECEIVED | 3 |

THE WHOLE NUMBER OF VOTES GIVEN: DEM President
WAS 2404 (OF WHICH)

| | | |
|--------------------------|----------|------|
| Hillary Clinton (DEM) | RECEIVED | 867 |
| Rocky De La Fuente (DEM) | RECEIVED | 0 |
| Martin J. O'Malley (DEM) | RECEIVED | 5 |
| Bernie Sanders (DEM) | RECEIVED | 1491 |
| Uncommitted | RECEIVED | 39 |
| Write-In Votes | RECEIVED | 2 |

THE WHOLE NUMBER OF VOTES GIVEN: Mancelona Sch Prop 1
WAS 1469 (OF WHICH)

| | | |
|-----|----------|------|
| YES | RECEIVED | 1036 |
| NO | RECEIVED | 433 |

THE WHOLE NUMBER OF VOTES GIVEN: Mancelona Sch Prop 2
WAS 1474 (OF WHICH)

| | | |
|-----|----------|------|
| YES | RECEIVED | 1012 |
| NO | RECEIVED | 462 |

Election Summary Report
Arenac County, MI
2016 Presidential Primary
Summary For Jurisdiction Wide, All Counters, All Races

Date:03/08/16
Time:23:58:23
Page:1 of 1

Registered Voters 12009 - Cards Cast 3580 29.81%

Num. Report Precinct 17 - Num. Reporting 17 100.00%

| REP President | | REP | Total | |
|---------------------|-----|------------|--------|---------|
| Number of Precincts | | | 17 | |
| Precincts Reporting | | | 17 | 100.0 % |
| Times Counted | | 2228/12009 | 18.6 % | |
| Total Votes | | 2224 | | |
| Jeb Bush | REP | 21 | 0.94% | |
| Ben Carson | REP | 34 | 1.53% | |
| Chris Christie | REP | 4 | 0.18% | |
| Ted Cruz | REP | 472 | 21.22% | |
| Carly Fiorina | REP | 3 | 0.13% | |
| Lindsey Graham | REP | 2 | 0.09% | |
| Mike Huckabee | REP | 3 | 0.13% | |
| John R. Kasich | REP | 328 | 14.75% | |
| George Pataki | REP | 0 | 0.00% | |
| Rand Paul | REP | 4 | 0.18% | |
| Marco Rubio | REP | 178 | 8.00% | |
| Rick Santorum | REP | 2 | 0.09% | |
| Donald J. Trump | REP | 1141 | 51.30% | |
| Uncommitted | | 32 | 1.44% | |
| Write-in Votes | | 0 | 0.00% | |

| Moffat Twp Prop 1 | | Total | |
|---------------------|--|---------|---------|
| Number of Precincts | | 1 | |
| Precincts Reporting | | 1 | 100.0 % |
| Times Counted | | 375/953 | 39.3 % |
| Total Votes | | 366 | |
| YES | | 265 | 72.40% |
| NO | | 101 | 27.60% |

| Moffat Twp Prop 2 | | Total | |
|---------------------|--|---------|---------|
| Number of Precincts | | 1 | |
| Precincts Reporting | | 1 | 100.0 % |
| Times Counted | | 375/953 | 39.3 % |
| Total Votes | | 370 | |
| YES | | 304 | 82.16% |
| NO | | 66 | 17.84% |

| DEM President | | DEM | Total | |
|---------------------|-----|------------|--------|---------|
| Number of Precincts | | | 17 | |
| Precincts Reporting | | | 17 | 100.0 % |
| Times Counted | | 1295/12009 | 10.8 % | |
| Total Votes | | 1290 | | |
| Hillary Clinton | DEM | 595 | 46.12% | |
| Rocky De La Fuente | DEM | 3 | 0.23% | |
| Martin J. O'Malley | DEM | 5 | 0.39% | |
| Bernie Sanders | DEM | 663 | 51.40% | |
| Uncommitted | | 24 | 1.86% | |
| Write-in Votes | | 0 | 0.00% | |

| County Sheriff Prop | | Total | |
|---------------------|--|------------|---------|
| Number of Precincts | | 17 | |
| Precincts Reporting | | 17 | 100.0 % |
| Times Counted | | 3580/12009 | 29.8 % |
| Total Votes | | 3501 | |
| YES | | 1922 | 54.90% |
| NO | | 1579 | 45.10% |

| Omer Water Debt Prop | | Total | |
|----------------------|--|--------|---------|
| Number of Precincts | | 1 | |
| Precincts Reporting | | 1 | 100.0 % |
| Times Counted | | 84/214 | 39.3 % |
| Total Votes | | 83 | |
| YES | | 52 | 62.65% |
| NO | | 31 | 37.35% |

| REPUBLICAN | | | | | | | | | | | | | | | |
|-----------------------|-----------|----------|------------|----------------|----------|---------------|----------------|---------------|----------------|---------------|-----------|-------------|---------------|----------------|-------------|
| | POLL BOOK | JEB BUSH | BEN CARSON | CHRIS CHRISTIE | TED CRUZ | CARLY FIORINA | LINDSEY GRAHAM | MIKE HUCKABEE | JOHN R. KASICH | GEORGE PATAKI | RAND PAUL | MARCO RUBIO | RICK SANTORUM | DONALD J TRUMP | UNCOMMITTED |
| Adams Township | 118 | 0 | 1 | 0 | 21 | 0 | 0 | 0 | 12 | 0 | 2 | 1 | 0 | 38 | 1 |
| Arenac Township | 209 | 2 | 0 | 0 | 24 | 0 | 0 | 0 | 17 | 0 | 0 | 7 | 0 | 72 | 3 |
| AuGres Township | 258 | 1 | 1 | 0 | 33 | 0 | 0 | 0 | 31 | 0 | 0 | 11 | 0 | 89 | 2 |
| Clayton Township | 194 | 1 | 3 | 0 | 22 | 0 | 0 | 1 | 11 | 0 | 0 | 8 | 0 | 67 | 1 |
| Deep River Township | 457 | 1 | 4 | 0 | 74 | 0 | 0 | 1 | 36 | 0 | 1 | 17 | 0 | 129 | 2 |
| Lincoln Township | 181 | 0 | 1 | 1 | 28 | 0 | 0 | 0 | 15 | 0 | 0 | 16 | 0 | 57 | 1 |
| Mason Township | 125 | 1 | 2 | 0 | 13 | 0 | 0 | 0 | 6 | 0 | 0 | 5 | 0 | 48 | 0 |
| Moffatt Township | 375 | 4 | 9 | 0 | 34 | 1 | 0 | 0 | 38 | 0 | 0 | 16 | 0 | 131 | 4 |
| Sims Township | 285 | 1 | 0 | 0 | 30 | 0 | 0 | 0 | 38 | 0 | 0 | 24 | 1 | 103 | 4 |
| Standish Township | 422 | 0 | 3 | 1 | 55 | 0 | 0 | 0 | 24 | 0 | 0 | 19 | 1 | 112 | 4 |
| Turner Township | 121 | 1 | 1 | 1 | 14 | 0 | 0 | 0 | 10 | 0 | 0 | 6 | 0 | 45 | 0 |
| Whitney Twp | 266 | 2 | 1 | 1 | 37 | 2 | 1 | 0 | 35 | 0 | 1 | 21 | 0 | 82 | 1 |
| AuGres City | 221 | 4 | 3 | 0 | 26 | 0 | 1 | 0 | 20 | 0 | 0 | 12 | 0 | 69 | 4 |
| Omer City | 84 | 0 | 1 | 0 | 8 | 0 | 0 | 0 | 11 | 0 | 0 | 3 | 0 | 26 | 0 |
| Standish City Ward #1 | 70 | 0 | 0 | 0 | 13 | 0 | 0 | 1 | 9 | 0 | 0 | 2 | 0 | 14 | 1 |
| Standish City Ward #2 | 116 | 2 | 2 | 0 | 23 | 0 | 0 | 0 | 8 | 0 | 0 | 4 | 0 | 35 | 3 |
| Standish City Ward #3 | 78 | 1 | 2 | 0 | 17 | 0 | 0 | 0 | 7 | 0 | 0 | 6 | 0 | 24 | 1 |
| Clerk Official Totals | 3,580 | 21 | 34 | 4 | 472 | 3 | 2 | 3 | 328 | 0 | 4 | 178 | 2 | 1,141 | 32 |

| | DEMOCRAT | | | | |
|-----------------------|-----------------|--------------------------|--------------------|----------------|-------------|
| | HILLARY CLINTON | ROQUE ROCKY DE LA FUENTE | MARTIN J. O'MALLEY | BERNIE SANDERS | UNCOMMITTED |
| Adams Township | 11 | 0 | 0 | 29 | 0 |
| Arenac Township | 40 | 0 | 2 | 36 | 3 |
| Augres Township | 43 | 0 | 0 | 38 | 1 |
| Clayton Township | 30 | 0 | 0 | 45 | 1 |
| Deep River Township | 85 | 2 | 1 | 95 | 5 |
| Lincoln Township | 28 | 0 | 0 | 33 | 0 |
| Mason Township | 21 | 0 | 0 | 23 | 4 |
| Moffatt Township | 62 | 0 | 0 | 54 | 2 |
| Sims Township | 35 | 1 | 1 | 41 | 2 |
| Standish Township | 97 | 0 | 1 | 100 | 1 |
| Turner Township | 13 | 0 | 0 | 27 | 1 |
| Whitney Twp | 41 | 0 | 0 | 37 | 1 |
| Augres City | 43 | 0 | 0 | 36 | 2 |
| Omer City | 18 | 0 | 0 | 11 | 0 |
| Standish City Ward #1 | 9 | 0 | 0 | 19 | 0 |
| Standish City Ward #2 | 11 | 0 | 0 | 27 | 1 |
| Standish City Ward #3 | 8 | 0 | 0 | 12 | 0 |
| Clerk Official Totals | 595 | 3 | 5 | 663 | 24 |

Election Summary Report
Baraga County, MI
2016 Presidential Primary

Date:03/08/16
Time:20:46:19
Page:1 of 1

Summary For Jurisdiction Wide, All Counters, All Races

Registered Voters 6354 - Cards Cast 1764 27.76%

Num. Report Precinct 8 - Num. Reporting 8 100.00%

| REP President | | REP | Total | |
|---------------------|-----|-----------|-------|---------|
| Number of Precincts | | | 8 | |
| Precincts Reporting | | | 8 | 100.0 % |
| Times Counted | | 1057/6354 | | 16.6 % |
| Total Votes | | | 1055 | |
| Jeb Bush | REP | | 5 | 0.47% |
| Ben Carson | REP | | 19 | 1.80% |
| Chris Christie | REP | | 1 | 0.09% |
| Ted Cruz | REP | | 239 | 22.65% |
| Carly Fiorina | REP | | 1 | 0.09% |
| Lindsey Graham | REP | | 2 | 0.19% |
| Mike Huckabee | REP | | 3 | 0.28% |
| John R. Kasich | REP | | 197 | 18.67% |
| George Pataki | REP | | 1 | 0.09% |
| Rand Paul | REP | | 3 | 0.28% |
| Marco Rubio | REP | | 96 | 9.10% |
| Rick Santorum | REP | | 2 | 0.19% |
| Donald J. Trump | REP | | 468 | 44.36% |
| Uncommitted | | | 17 | 1.61% |
| Write-in Votes | | | 1 | 0.09% |

| DEM President | | DEM | Total | |
|---------------------|-----|----------|-------|---------|
| Number of Precincts | | | 8 | |
| Precincts Reporting | | | 8 | 100.0 % |
| Times Counted | | 676/6354 | | 10.6 % |
| Total Votes | | | 670 | |
| Hillary Clinton | DEM | | 270 | 40.30% |
| Rocky De La Fuente | DEM | | 0 | 0.00% |
| Martin J. O'Malley | DEM | | 3 | 0.45% |
| Bernie Sanders | DEM | | 371 | 55.37% |
| Uncommitted | | | 25 | 3.73% |
| Write-in Votes | | | 1 | 0.15% |

| L Anse Twp Ambulance | | Total | |
|----------------------|--|----------|---------|
| Number of Precincts | | 1 | |
| Precincts Reporting | | 1 | 100.0 % |
| Times Counted | | 815/3030 | 26.9 % |
| Total Votes | | 801 | |
| YES | | 618 | 77.15% |
| NO | | 183 | 22.85% |

| L Anse Twp Fire | | Total | |
|---------------------|--|----------|---------|
| Number of Precincts | | 1 | |
| Precincts Reporting | | 1 | 100.0 % |
| Times Counted | | 815/3030 | 26.9 % |
| Total Votes | | 803 | |
| YES | | 615 | 76.59% |
| NO | | 188 | 23.41% |

Statement of Votes Cast
Baraga County, MI
2016 Presidential Primary

Date:03/08/16
Time:20:46:28
Page:1 of 8

SOVC For Jurisdiction Wide, All Counters, All Races

| | TURN OUT | | |
|--------------------------------|----------------|---------------|--------------|
| | Reg. Voters | Cards Cast | % Turnout |
| Jurisdiction Wide | | | |
| Arvon Township, Precinct 1 | 432 | 154 | 35.65% |
| Baraga Township, Precinct 1 | 1204 | 263 | 21.84% |
| Baraga Township, Precinct 2 | 354 | 125 | 35.31% |
| Baraga Township, Precinct 3 | 305 | 101 | 33.11% |
| Baraga Township, Precinct 4 | 425 | 109 | 25.65% |
| Covington Township, Precinct 1 | 363 | 121 | 33.33% |
| L Anse Township, Precinct 1 | 3030 | 815 | 26.90% |
| Spurr Township, Precinct 1 | 241 | 76 | 31.54% |
| Total | 6354 | 1764 | 27.76% |

Statement of Votes Cast
Baraga County, MI
2016 Presidential Primary
SOVC For Jurisdiction Wide, All Counters, All Races

Date:03/08/16
Time:20:46:28
Page:2 of 8

| | REP President | | | | | | | | | | |
|--------------------------------|---------------|---------------|-------------|----------------|-------|------------------|-------|----------------------|-------|----------------|--------|
| | Reg. Voters | Times Counted | Total Votes | Jeb Bush (REP) | | Ben Carson (REP) | | Chris Christie (REP) | | Ted Cruz (REP) | |
| Jurisdiction Wide | | | | | | | | | | | |
| Arvon Township, Precinct 1 | 432 | 111 | 111 | 0 | 0.00% | 1 | 0.90% | 0 | 0.00% | 26 | 23.42% |
| Baraga Township, Precinct 1 | 1204 | 131 | 131 | 2 | 1.53% | 3 | 2.29% | 0 | 0.00% | 24 | 18.32% |
| Baraga Township, Precinct 2 | 354 | 89 | 89 | 1 | 1.12% | 1 | 1.12% | 0 | 0.00% | 24 | 26.97% |
| Baraga Township, Precinct 3 | 305 | 66 | 66 | 0 | 0.00% | 0 | 0.00% | 0 | 0.00% | 30 | 45.45% |
| Baraga Township, Precinct 4 | 425 | 68 | 68 | 0 | 0.00% | 1 | 1.47% | 0 | 0.00% | 15 | 22.06% |
| Covington Township, Precinct 1 | 363 | 89 | 89 | 0 | 0.00% | 1 | 1.12% | 0 | 0.00% | 14 | 15.73% |
| L Anse Township, Precinct 1 | 3030 | 456 | 454 | 2 | 0.44% | 9 | 1.98% | 1 | 0.22% | 93 | 20.48% |
| Spurr Township, Precinct 1 | 241 | 47 | 47 | 0 | 0.00% | 3 | 6.38% | 0 | 0.00% | 13 | 27.66% |
| Total | 6354 | 1057 | 1055 | 5 | 0.47% | 19 | 1.80% | 1 | 0.09% | 239 | 22.65% |

Statement of Votes Cast
Baraga County, MI
2016 Presidential Primary
SOVC For Jurisdiction Wide, All Counters, All Races

Date:03/08/16
Time:20:46:28
Page:3 of 8

| | REP President | | | | | |
|--------------------------------|------------------------|-------------------------|------------------------|-------------------------|------------------------|-----------------|
| | Carly Fiorina (REP) | Lindsey Graham (REP) | Mike Huckabee (REP) | John R. Kasich (REP) | George Pataki (REP) | Rand Paul (REP) |
| Jurisdiction Wide | | | | | | |
| Arvon Township, Precinct 1 | 0 0.00% | 0 0.00% | 0 0.00% | 18 16.22% | 0 0.00% | 0 0.00% |
| Baraga Township, Precinct 1 | 0 0.00% | 0 0.00% | 0 0.00% | 23 17.56% | 0 0.00% | 0 0.00% |
| Baraga Township, Precinct 2 | 0 0.00% | 0 0.00% | 0 0.00% | 20 22.47% | 0 0.00% | 0 0.00% |
| Baraga Township, Precinct 3 | 0 0.00% | 0 0.00% | 0 0.00% | 10 15.15% | 0 0.00% | 0 0.00% |
| Baraga Township, Precinct 4 | 0 0.00% | 0 0.00% | 0 0.00% | 9 13.24% | 1 1.47% | 0 0.00% |
| Covington Township, Precinct 1 | 0 0.00% | 1 1.12% | 0 0.00% | 25 28.09% | 0 0.00% | 0 0.00% |
| L. Anse Township, Precinct 1 | 1 0.22% | 1 0.22% | 3 0.66% | 81 17.84% | 0 0.00% | 3 0.66% |
| Spurr Township, Precinct 1 | 0 0.00% | 0 0.00% | 0 0.00% | 11 23.40% | 0 0.00% | 0 0.00% |
| Total | 1 0.09% | 2 0.19% | 3 0.28% | 197 18.67% | 1 0.09% | 3 0.28% |

Statement of Votes Cast
Baraga County, MI
2016 Presidential Primary
SOVC For Jurisdiction Wide, All Counters, All Races

Date:03/08/16
Time:20:46:28
Page:4 of 8

| | REP President | | | | | | | | | |
|--------------------------------|----------------------|--------|------------------------|-------|--------------------------|--------|-------------|-------|----------------|-------|
| | Marco Rubio (REP) | | Rick Santorum (REP) | | Donald J. Trump (REP) | | Uncommitted | | Write-In Votes | |
| Jurisdiction Wide | | | | | | | | | | |
| Arvon Township, Precinct 1 | 7 | 6.31% | 0 | 0.00% | 55 | 49.55% | 4 | 3.60% | 0 | 0.00% |
| Baraga Township, Precinct 1 | 12 | 9.16% | 1 | 0.76% | 66 | 50.38% | 0 | 0.00% | 0 | 0.00% |
| Baraga Township, Precinct 2 | 11 | 12.36% | 0 | 0.00% | 31 | 34.83% | 1 | 1.12% | 0 | 0.00% |
| Baraga Township, Precinct 3 | 7 | 10.61% | 0 | 0.00% | 19 | 28.79% | 0 | 0.00% | 0 | 0.00% |
| Baraga Township, Precinct 4 | 7 | 10.29% | 0 | 0.00% | 34 | 50.00% | 1 | 1.47% | 0 | 0.00% |
| Covington Township, Precinct 1 | 3 | 3.37% | 0 | 0.00% | 45 | 50.56% | 0 | 0.00% | 0 | 0.00% |
| L. Anse Township, Precinct 1 | 44 | 9.69% | 1 | 0.22% | 203 | 44.71% | 11 | 2.42% | 1 | 0.22% |
| Spurr Township, Precinct 1 | 5 | 10.64% | 0 | 0.00% | 15 | 31.91% | 0 | 0.00% | 0 | 0.00% |
| Total | 96 | 9.10% | 2 | 0.19% | 468 | 44.36% | 17 | 1.61% | 1 | 0.09% |

Statement of Votes Cast
Baraga County, MI
2016 Presidential Primary
SOVC For Jurisdiction Wide, All Counters, All Races

Date:03/08/16
Time:20:46:28
Page:5 of 8

| | DEM President | | | | | | | | | |
|--------------------------------|----------------|------------------|----------------|--------------------------|------------------------------|-----------------------------|-------------------------|--|--|--|
| | Reg. Voters | Times Counted | Total Votes | Hillary Clinton (DEM) | Rocky De La Fuentes (DEM) | Martin J. O'Malley (DEM) | Bernie Sanders (DEM) | | | |
| Jurisdiction Wide | | | | | | | | | | |
| Arvon Township, Precinct 1 | 432 | 43 | 43 | 25 58.14% | 0 0.00% | 0 0.00% | 16 37.21% | | | |
| Baraga Township, Precinct 1 | 1204 | 132 | 132 | 58 43.94% | 0 0.00% | 0 0.00% | 71 53.79% | | | |
| Baraga Township, Precinct 2 | 354 | 36 | 36 | 9 25.00% | 0 0.00% | 0 0.00% | 26 72.22% | | | |
| Baraga Township, Precinct 3 | 305 | 35 | 35 | 9 25.71% | 0 0.00% | 0 0.00% | 24 68.57% | | | |
| Baraga Township, Precinct 4 | 425 | 41 | 41 | 15 36.59% | 0 0.00% | 0 0.00% | 25 60.98% | | | |
| Covington Township, Precinct 1 | 363 | 32 | 32 | 12 37.50% | 0 0.00% | 0 0.00% | 19 59.38% | | | |
| L. Anse Township, Precinct 1 | 3030 | 328 | 322 | 122 37.89% | 0 0.00% | 3 0.93% | 181 56.21% | | | |
| Spurr Township, Precinct 1 | 241 | 29 | 29 | 20 68.97% | 0 0.00% | 0 0.00% | 9 31.03% | | | |
| Total | 6354 | 676 | 670 | 270 40.30% | 0 0.00% | 3 0.45% | 371 55.37% | | | |

Statement of Votes Cast
Baraga County, MI
2016 Presidential Primary
SOVC For Jurisdiction Wide, All Counters, All Races

Date:03/08/16
Time:20:46:28
Page:6 of 8

| | DEM President | | | | L Anse Twp Ambulance | | | | | | |
|--------------------------------|---------------|-------|----------------|-------|----------------------|------------------|----------------|-----|--------|-----|--------|
| | Uncommitted | | Write-In Votes | | Reg. Voters | Times Counted | Total Votes | YES | | NO | |
| Jurisdiction Wide | | | | | | | | | | | |
| Arvon Township, Precinct 1 | 2 | 4.65% | 0 | 0.00% | - | - | - | - | - | - | - |
| Baraga Township, Precinct 1 | 3 | 2.27% | 0 | 0.00% | - | - | - | - | - | - | - |
| Baraga Township, Precinct 2 | 1 | 2.78% | 0 | 0.00% | - | - | - | - | - | - | - |
| Baraga Township, Precinct 3 | 2 | 5.71% | 0 | 0.00% | - | - | - | - | - | - | - |
| Baraga Township, Precinct 4 | 1 | 2.44% | 0 | 0.00% | - | - | - | - | - | - | - |
| Covington Township, Precinct 1 | 1 | 3.13% | 0 | 0.00% | - | - | - | - | - | - | - |
| L Anse Township, Precinct 1 | 15 | 4.66% | 1 | 0.31% | 3030 | 815 | 801 | 618 | 77.15% | 183 | 22.85% |
| Spurr Township, Precinct 1 | 0 | 0.00% | 0 | 0.00% | - | - | - | - | - | - | - |
| Total | 25 | 3.73% | 1 | 0.15% | 3030 | 815 | 801 | 618 | 77.15% | 183 | 22.85% |

Statement of Votes Cast
Baraga County, MI
2016 Presidential Primary

Date:03/08/16
Time:20:46:28
Page:7 of 8

SOVC For Jurisdiction Wide, All Counters, All Races

| | L Anse Twp Fire | | | | | | |
|--------------------------------|-----------------|------------------|----------------|-----|--------|-----|--------|
| | Reg. Voters | Times Counted | Total Votes | YES | | NO | |
| Jurisdiction Wide | | | | | | | |
| Arvon Township, Precinct 1 | - | - | - | - | - | - | - |
| Baraga Township, Precinct 1 | - | - | - | - | - | - | - |
| Baraga Township, Precinct 2 | - | - | - | - | - | - | - |
| Baraga Township, Precinct 3 | - | - | - | - | - | - | - |
| Baraga Township, Precinct 4 | - | - | - | - | - | - | - |
| Covington Township, Precinct 1 | - | - | - | - | - | - | - |
| L Anse Township, Precinct 1 | 3030 | 815 | 803 | 615 | 76.59% | 188 | 23.41% |
| Spurr Township, Precinct 1 | - | - | - | - | - | - | - |
| Total | 3030 | 815 | 803 | 615 | 76.59% | 188 | 23.41% |

Statement of Votes Cast
Baraga County, MI
2016 Presidential Primary
SOVC For Jurisdiction Wide, All Counters, All Races

Date:03/08/16
Time:20:46:28
Page:8 of 8

THE WHOLE NUMBER OF VOTES GIVEN: REP President
WAS 1055 (OF WHICH)

| | | |
|-----------------------|----------|-----|
| Jeb Bush (REP) | RECEIVED | 5 |
| Ben Carson (REP) | RECEIVED | 19 |
| Chris Christie (REP) | RECEIVED | 1 |
| Ted Cruz (REP) | RECEIVED | 239 |
| Carly Fiorina (REP) | RECEIVED | 1 |
| Lindsey Graham (REP) | RECEIVED | 2 |
| Mike Huckabee (REP) | RECEIVED | 3 |
| John R. Kasich (REP) | RECEIVED | 197 |
| George Pataki (REP) | RECEIVED | 1 |
| Rand Paul (REP) | RECEIVED | 3 |
| Marco Rubio (REP) | RECEIVED | 96 |
| Rick Santorum (REP) | RECEIVED | 2 |
| Donald J. Trump (REP) | RECEIVED | 468 |
| Uncommitted | RECEIVED | 17 |
| Write-In Votes | RECEIVED | 1 |

THE WHOLE NUMBER OF VOTES GIVEN: DEM President
WAS 670 (OF WHICH)

| | | |
|--------------------------|----------|-----|
| Hillary Clinton (DEM) | RECEIVED | 270 |
| Rocky De La Fuente (DEM) | RECEIVED | 0 |
| Martin J. O'Malley (DEM) | RECEIVED | 3 |
| Bernie Sanders (DEM) | RECEIVED | 371 |
| Uncommitted | RECEIVED | 25 |
| Write-In Votes | RECEIVED | 1 |

THE WHOLE NUMBER OF VOTES GIVEN: L Anse Twp Ambulance
WAS 801 (OF WHICH)

| | | |
|-----|----------|-----|
| YES | RECEIVED | 618 |
| NO | RECEIVED | 183 |

THE WHOLE NUMBER OF VOTES GIVEN: L Anse Twp Fire
WAS 803 (OF WHICH)

| | | |
|-----|----------|-----|
| YES | RECEIVED | 615 |
| NO | RECEIVED | 188 |

Statement of Votes Cast
Barry County, MI
2016 Presidential Primary
SOVC For Jurisdiction Wide, All Counters, All Races
Official

Date:03/11/16
Time:11:36:56
Page:1 of 7

| | TURN OUT | | |
|---------------------------------------|----------------|---------------|--------------|
| | Reg. Voters | Cards Cast | % Turnout |
| Jurisdiction Wide | | | |
| Assyria Township, Precinct 1 | 0 | 514 | |
| Baltimore Township, Precinct 1 | 0 | 503 | |
| Barry Township, Precinct 1 | 0 | 461 | |
| Barry Township, Precinct 2 | 0 | 500 | |
| Carlton Township, Precinct 1 | 0 | 673 | |
| Castleton Township, Precinct 1 | 0 | 623 | |
| Hastings Charter Township, Precinct 1 | 0 | 784 | |
| Hope Township, Precinct 1 | 0 | 822 | |
| Irving Township, Precinct 1 | 0 | 240 | |
| Irving Township, Precinct 2 | 0 | 678 | |
| Johnstown Township, Precinct 1 | 0 | 783 | |
| Maple Grove Township, Precinct 1 | 0 | 358 | |
| Orangeville Township, Precinct 1 | 0 | 806 | |
| Prairieville Township, Precinct 1 | 0 | 475 | |
| Prairieville Township, Precinct 2 | 0 | 457 | |
| Rutland Charter Township, Precinct 1 | 0 | 485 | |
| Rutland Charter Township, Precinct 2 | 0 | 603 | |
| Thornapple Township, Precinct 1 | 0 | 809 | |
| Thornapple Township, Precinct 2 | 0 | 643 | |
| Thornapple Township, Precinct 3 | 0 | 790 | |
| Woodland Township, Precinct 1 | 0 | 558 | |
| Yankee Springs Township, Precinct 1 | 0 | 766 | |
| Yankee Springs Township, Precinct 2 | 0 | 624 | |
| City of Hastings, Ward 1, Precinct 1 | 0 | 454 | |
| City of Hastings, Ward 2, Precinct 2 | 0 | 293 | |
| City of Hastings, Ward 3, Precinct 3 | 0 | 309 | |
| City of Hastings, Ward 4, Precinct 4 | 0 | 472 | |
| Total | 0 | 15483 | |

Statement of Votes Cast
Barry County, MI
2016 Presidential Primary
SOVC For Jurisdiction Wide, All Counters, All Races
Official

Date:03/11/16
Time:11:36:56
Page:2 of 7

| | REP President | | | | | | | | | | | |
|---------------------------------------|----------------|------------------|----------------|----------------|-------|------------------|-------|-------------------------|-------|----------------|--------|--|
| | Reg. Voters | Times Counted | Total Votes | Jeb Bush (REP) | | Ben Carson (REP) | | Chris Christie (REP) | | Ted Cruz (REP) | | |
| Jurisdiction Wide | | | | | | | | | | | | |
| Assyria Township, Precinct 1 | 0 | 403 | 403 | 3 | 0.74% | 23 | 5.71% | 2 | 0.50% | 164 | 40.69% | |
| Baltimore Township, Precinct 1 | 0 | 353 | 353 | 1 | 0.28% | 3 | 0.85% | 2 | 0.57% | 130 | 36.83% | |
| Barry Township, Precinct 1 | 0 | 323 | 323 | 0 | 0.00% | 6 | 1.86% | 0 | 0.00% | 105 | 32.51% | |
| Barry Township, Precinct 2 | 0 | 322 | 322 | 6 | 1.86% | 6 | 1.86% | 0 | 0.00% | 90 | 27.95% | |
| Carlton Township, Precinct 1 | 0 | 498 | 498 | 8 | 1.61% | 14 | 2.81% | 0 | 0.00% | 162 | 32.53% | |
| Castleton Township, Precinct 1 | 0 | 405 | 404 | 2 | 0.50% | 10 | 2.48% | 1 | 0.25% | 133 | 32.92% | |
| Hastings Charter Township, Precinct 1 | 0 | 527 | 527 | 3 | 0.57% | 16 | 3.04% | 3 | 0.57% | 145 | 27.51% | |
| Hope Township, Precinct 1 | 0 | 510 | 510 | 8 | 1.57% | 7 | 1.37% | 2 | 0.39% | 145 | 28.43% | |
| Irving Township, Precinct 1 | 0 | 197 | 197 | 1 | 0.51% | 5 | 2.54% | 0 | 0.00% | 69 | 35.03% | |
| Irving Township, Precinct 2 | 0 | 514 | 514 | 2 | 0.39% | 10 | 1.95% | 1 | 0.19% | 212 | 41.25% | |
| Johnstown Township, Precinct 1 | 0 | 536 | 536 | 8 | 1.49% | 14 | 2.61% | 3 | 0.56% | 158 | 29.48% | |
| Maple Grove Township, Precinct 1 | 0 | 277 | 277 | 3 | 1.08% | 6 | 2.17% | 2 | 0.72% | 97 | 35.02% | |
| Orangeville Township, Precinct 1 | 0 | 507 | 507 | 2 | 0.39% | 11 | 2.17% | 1 | 0.20% | 133 | 26.23% | |
| Prairieville Township, Precinct 1 | 0 | 286 | 285 | 0 | 0.00% | 12 | 4.21% | 9 | 3.16% | 87 | 30.53% | |
| Prairieville Township, Precinct 2 | 0 | 278 | 278 | 1 | 0.36% | 2 | 0.72% | 2 | 0.72% | 79 | 28.42% | |
| Rutland Charter Township, Precinct 1 | 0 | 314 | 314 | 4 | 1.27% | 8 | 2.55% | 2 | 0.64% | 101 | 32.17% | |
| Rutland Charter Township, Precinct 2 | 0 | 402 | 402 | 4 | 1.00% | 6 | 1.49% | 0 | 0.00% | 131 | 32.59% | |
| Thornapple Township, Precinct 1 | 0 | 657 | 657 | 3 | 0.46% | 16 | 2.44% | 0 | 0.00% | 279 | 42.47% | |
| Thornapple Township, Precinct 2 | 0 | 471 | 471 | 1 | 0.21% | 13 | 2.76% | 5 | 1.06% | 178 | 37.79% | |
| Thornapple Township, Precinct 3 | 0 | 497 | 497 | 4 | 0.80% | 10 | 2.01% | 0 | 0.00% | 171 | 34.41% | |
| Woodland Township, Precinct 1 | 0 | 407 | 407 | 0 | 0.00% | 7 | 1.72% | 0 | 0.00% | 134 | 32.92% | |
| Yankee Springs Township, Precinct 1 | 0 | 537 | 537 | 4 | 0.74% | 16 | 2.98% | 0 | 0.00% | 172 | 32.03% | |
| Yankee Springs Township, Precinct 2 | 0 | 445 | 445 | 7 | 1.57% | 8 | 1.80% | 3 | 0.67% | 106 | 23.82% | |
| City of Hastings, Ward 1, Precinct 1 | 0 | 284 | 284 | 1 | 0.35% | 7 | 2.46% | 0 | 0.00% | 95 | 33.45% | |
| City of Hastings, Ward 2, Precinct 2 | 0 | 158 | 158 | 2 | 1.27% | 5 | 3.16% | 0 | 0.00% | 56 | 35.44% | |
| City of Hastings, Ward 3, Precinct 3 | 0 | 164 | 164 | 3 | 1.83% | 4 | 2.44% | 0 | 0.00% | 41 | 25.00% | |
| City of Hastings, Ward 4, Precinct 4 | 0 | 299 | 299 | 4 | 1.34% | 6 | 2.01% | 0 | 0.00% | 76 | 25.42% | |
| Total | 0 | 10571 | 10569 | 85 | 0.80% | 251 | 2.37% | 38 | 0.36% | 3449 | 32.63% | |

Statement of Votes Cast
Barry County, MI
2016 Presidential Primary
SOVC For Jurisdiction Wide, All Counters, All Races
Official

Date:03/11/16
Time:11:36:56
Page:3 of 7

| | REP President | | | | | | | | | |
|---------------------------------------|------------------------|-------|-------------------------|-------|------------------------|-------|-------------------------|--------|------------------------|-------|
| | Carly Fiorina (REP) | | Lindsey Graham (REP) | | Mike Huckabee (REP) | | John R. Kasich (REP) | | George Pataki (REP) | |
| Jurisdiction Wide | | | | | | | | | | |
| Assyria Township, Precinct 1 | 0 | 0.00% | 0 | 0.00% | 2 | 0.50% | 57 | 14.14% | 0 | 0.00% |
| Baltimore Township, Precinct 1 | 0 | 0.00% | 0 | 0.00% | 0 | 0.00% | 68 | 19.26% | 0 | 0.00% |
| Barry Township, Precinct 1 | 0 | 0.00% | 0 | 0.00% | 2 | 0.62% | 80 | 24.77% | 0 | 0.00% |
| Barry Township, Precinct 2 | 0 | 0.00% | 0 | 0.00% | 0 | 0.00% | 72 | 22.36% | 0 | 0.00% |
| Carlton Township, Precinct 1 | 0 | 0.00% | 0 | 0.00% | 2 | 0.40% | 115 | 23.09% | 0 | 0.00% |
| Castleton Township, Precinct 1 | 1 | 0.25% | 0 | 0.00% | 3 | 0.74% | 66 | 16.34% | 0 | 0.00% |
| Hastings Charter Township, Precinct 1 | 0 | 0.00% | 0 | 0.00% | 3 | 0.57% | 123 | 23.34% | 0 | 0.00% |
| Hope Township, Precinct 1 | 0 | 0.00% | 2 | 0.39% | 0 | 0.00% | 99 | 19.41% | 0 | 0.00% |
| Irving Township, Precinct 1 | 0 | 0.00% | 0 | 0.00% | 0 | 0.00% | 38 | 19.29% | 0 | 0.00% |
| Irving Township, Precinct 2 | 0 | 0.00% | 0 | 0.00% | 0 | 0.00% | 95 | 18.48% | 0 | 0.00% |
| Johnstown Township, Precinct 1 | 0 | 0.00% | 0 | 0.00% | 2 | 0.37% | 84 | 15.67% | 0 | 0.00% |
| Maple Grove Township, Precinct 1 | 0 | 0.00% | 0 | 0.00% | 0 | 0.00% | 41 | 14.80% | 0 | 0.00% |
| Orangeville Township, Precinct 1 | 0 | 0.00% | 0 | 0.00% | 2 | 0.39% | 96 | 18.93% | 1 | 0.20% |
| Prairieville Township, Precinct 1 | 2 | 0.70% | 0 | 0.00% | 0 | 0.00% | 56 | 19.65% | 0 | 0.00% |
| Prairieville Township, Precinct 2 | 0 | 0.00% | 0 | 0.00% | 0 | 0.00% | 69 | 24.82% | 0 | 0.00% |
| Rutland Charter Township, Precinct 1 | 0 | 0.00% | 0 | 0.00% | 0 | 0.00% | 57 | 18.15% | 0 | 0.00% |
| Rutland Charter Township, Precinct 2 | 2 | 0.50% | 1 | 0.25% | 0 | 0.00% | 100 | 24.88% | 0 | 0.00% |
| Thornapple Township, Precinct 1 | 0 | 0.00% | 0 | 0.00% | 1 | 0.15% | 128 | 19.48% | 1 | 0.15% |
| Thornapple Township, Precinct 2 | 0 | 0.00% | 0 | 0.00% | 2 | 0.42% | 105 | 22.29% | 0 | 0.00% |
| Thornapple Township, Precinct 3 | 0 | 0.00% | 0 | 0.00% | 0 | 0.00% | 106 | 21.33% | 0 | 0.00% |
| Woodland Township, Precinct 1 | 1 | 0.25% | 0 | 0.00% | 1 | 0.25% | 106 | 26.04% | 0 | 0.00% |
| Yankee Springs Township, Precinct 1 | 0 | 0.00% | 0 | 0.00% | 1 | 0.19% | 93 | 17.32% | 0 | 0.00% |
| Yankee Springs Township, Precinct 2 | 0 | 0.00% | 0 | 0.00% | 1 | 0.22% | 76 | 17.08% | 0 | 0.00% |
| City of Hastings, Ward 1, Precinct 1 | 0 | 0.00% | 0 | 0.00% | 3 | 1.06% | 73 | 25.70% | 0 | 0.00% |
| City of Hastings, Ward 2, Precinct 2 | 0 | 0.00% | 0 | 0.00% | 0 | 0.00% | 32 | 20.25% | 0 | 0.00% |
| City of Hastings, Ward 3, Precinct 3 | 0 | 0.00% | 0 | 0.00% | 0 | 0.00% | 49 | 29.88% | 0 | 0.00% |
| City of Hastings, Ward 4, Precinct 4 | 0 | 0.00% | 0 | 0.00% | 0 | 0.00% | 107 | 35.79% | 0 | 0.00% |
| Total | 6 | 0.06% | 3 | 0.03% | 25 | 0.24% | 2191 | 20.73% | 2 | 0.02% |

Statement of Votes Cast
Barry County, MI
2016 Presidential Primary
SOVC For Jurisdiction Wide, All Counters, All Races
Official

Date:03/11/16
Time:11:36:56
Page:4 of 7

| | REP President | | | | | | | | | |
|---------------------------------------|-----------------|-------|-------------------|--------|---------------------|-------|-----------------------|--------|-------------|-------|
| | Rand Paul (REP) | | Marco Rubio (REP) | | Rick Santorum (REP) | | Donald J. Trump (REP) | | Uncommitted | |
| Jurisdiction Wide | | | | | | | | | | |
| Assyria Township, Precinct 1 | 1 | 0.25% | 19 | 4.71% | 0 | 0.00% | 131 | 32.51% | 1 | 0.25% |
| Baltimore Township, Precinct 1 | 0 | 0.00% | 23 | 6.52% | 0 | 0.00% | 123 | 34.84% | 3 | 0.85% |
| Barry Township, Precinct 1 | 2 | 0.62% | 26 | 8.05% | 1 | 0.31% | 99 | 30.65% | 2 | 0.62% |
| Barry Township, Precinct 2 | 2 | 0.62% | 15 | 4.66% | 0 | 0.00% | 128 | 39.75% | 3 | 0.93% |
| Carlton Township, Precinct 1 | 1 | 0.20% | 40 | 8.03% | 0 | 0.00% | 152 | 30.52% | 4 | 0.80% |
| Castleton Township, Precinct 1 | 0 | 0.00% | 25 | 6.19% | 0 | 0.00% | 162 | 40.10% | 1 | 0.25% |
| Hastings Charter Township, Precinct 1 | 2 | 0.38% | 48 | 9.11% | 0 | 0.00% | 177 | 33.59% | 6 | 1.14% |
| Hope Township, Precinct 1 | 1 | 0.20% | 41 | 8.04% | 1 | 0.20% | 194 | 38.04% | 9 | 1.76% |
| Irving Township, Precinct 1 | 1 | 0.51% | 22 | 11.17% | 2 | 1.02% | 58 | 29.44% | 1 | 0.51% |
| Irving Township, Precinct 2 | 3 | 0.58% | 45 | 8.75% | 0 | 0.00% | 144 | 28.02% | 2 | 0.39% |
| Johnstown Township, Precinct 1 | 2 | 0.37% | 29 | 5.41% | 2 | 0.37% | 229 | 42.72% | 4 | 0.75% |
| Maple Grove Township, Precinct 1 | 0 | 0.00% | 20 | 7.22% | 1 | 0.36% | 107 | 38.63% | 0 | 0.00% |
| Orangeville Township, Precinct 1 | 0 | 0.00% | 38 | 7.50% | 0 | 0.00% | 221 | 43.59% | 2 | 0.39% |
| Prairieville Township, Precinct 1 | 0 | 0.00% | 25 | 8.77% | 0 | 0.00% | 89 | 31.23% | 5 | 1.75% |
| Prairieville Township, Precinct 2 | 0 | 0.00% | 35 | 12.59% | 0 | 0.00% | 88 | 31.65% | 2 | 0.72% |
| Rutland Charter Township, Precinct 1 | 4 | 1.27% | 26 | 8.28% | 0 | 0.00% | 110 | 35.03% | 2 | 0.64% |
| Rutland Charter Township, Precinct 2 | 2 | 0.50% | 35 | 8.71% | 0 | 0.00% | 119 | 29.60% | 2 | 0.50% |
| Thornapple Township, Precinct 1 | 4 | 0.61% | 56 | 8.52% | 0 | 0.00% | 158 | 24.05% | 10 | 1.52% |
| Thornapple Township, Precinct 2 | 0 | 0.00% | 35 | 7.43% | 1 | 0.21% | 125 | 26.54% | 6 | 1.27% |
| Thornapple Township, Precinct 3 | 0 | 0.00% | 49 | 9.86% | 1 | 0.20% | 140 | 28.17% | 16 | 3.22% |
| Woodland Township, Precinct 1 | 0 | 0.00% | 24 | 5.90% | 0 | 0.00% | 132 | 32.43% | 2 | 0.49% |
| Yankee Springs Township, Precinct 1 | 2 | 0.37% | 58 | 10.80% | 0 | 0.00% | 179 | 33.33% | 12 | 2.23% |
| Yankee Springs Township, Precinct 2 | 1 | 0.22% | 54 | 12.13% | 0 | 0.00% | 170 | 38.20% | 18 | 4.04% |
| City of Hastings, Ward 1, Precinct 1 | 5 | 1.76% | 32 | 11.27% | 2 | 0.70% | 66 | 23.24% | 0 | 0.00% |
| City of Hastings, Ward 2, Precinct 2 | 0 | 0.00% | 11 | 6.96% | 0 | 0.00% | 51 | 32.28% | 1 | 0.63% |
| City of Hastings, Ward 3, Precinct 3 | 0 | 0.00% | 12 | 7.32% | 0 | 0.00% | 55 | 33.54% | 0 | 0.00% |
| City of Hastings, Ward 4, Precinct 4 | 0 | 0.00% | 32 | 10.70% | 2 | 0.67% | 71 | 23.75% | 1 | 0.33% |
| Total | 33 | 0.31% | 875 | 8.28% | 13 | 0.12% | 3478 | 32.91% | 115 | 1.09% |

Statement of Votes Cast
Barry County, MI
2016 Presidential Primary
SOVC For Jurisdiction Wide, All Counters, All Races
Official

Date:03/11/16
Time:11:36:56
Page:5 of 7

| | REP President | |
|---------------------------------------|----------------|-------|
| | Write-In Votes | |
| Jurisdiction Wide | | |
| Assyria Township, Precinct 1 | 0 | 0.00% |
| Baltimore Township, Precinct 1 | 0 | 0.00% |
| Barry Township, Precinct 1 | 0 | 0.00% |
| Barry Township, Precinct 2 | 0 | 0.00% |
| Carlton Township, Precinct 1 | 0 | 0.00% |
| Castleton Township, Precinct 1 | 0 | 0.00% |
| Hastings Charter Township, Precinct 1 | 1 | 0.19% |
| Hope Township, Precinct 1 | 1 | 0.20% |
| Irving Township, Precinct 1 | 0 | 0.00% |
| Irving Township, Precinct 2 | 0 | 0.00% |
| Johnstown Township, Precinct 1 | 1 | 0.19% |
| Maple Grove Township, Precinct 1 | 0 | 0.00% |
| Orangeville Township, Precinct 1 | 0 | 0.00% |
| Prairieville Township, Precinct 1 | 0 | 0.00% |
| Prairieville Township, Precinct 2 | 0 | 0.00% |
| Rutland Charter Township, Precinct 1 | 0 | 0.00% |
| Rutland Charter Township, Precinct 2 | 0 | 0.00% |
| Thornapple Township, Precinct 1 | 1 | 0.15% |
| Thornapple Township, Precinct 2 | 0 | 0.00% |
| Thornapple Township, Precinct 3 | 0 | 0.00% |
| Woodland Township, Precinct 1 | 0 | 0.00% |
| Yankee Springs Township, Precinct 1 | 0 | 0.00% |
| Yankee Springs Township, Precinct 2 | 1 | 0.22% |
| City of Hastings, Ward 1, Precinct 1 | 0 | 0.00% |
| City of Hastings, Ward 2, Precinct 2 | 0 | 0.00% |
| City of Hastings, Ward 3, Precinct 3 | 0 | 0.00% |
| City of Hastings, Ward 4, Precinct 4 | 0 | 0.00% |
| Total | 5 | 0.05% |

Statement of Votes Cast
Barry County, MI
2016 Presidential Primary
SOVC For Jurisdiction Wide, All Counters, All Races
Official

Date:03/11/16
Time:11:36:56
Page:6 of 7

| | DEM President | | | | | | | | | | |
|---------------------------------------|---------------|---------------|-------------|-----------------------|--------|--------------------------|-------|--------------------------|-------|----------------------|--------|
| | Reg. Voters | Times Counted | Total Votes | Hillary Clinton (DEM) | | Rocky De La Fuente (DEM) | | Martin J. O'Malley (DEM) | | Bernie Sanders (DEM) | |
| Jurisdiction Wide | | | | | | | | | | | |
| Assyria Township, Precinct 1 | 0 | 111 | 111 | 48 | 43.24% | 0 | 0.00% | 0 | 0.00% | 63 | 56.76% |
| Baltimore Township, Precinct 1 | 0 | 150 | 150 | 57 | 38.00% | 1 | 0.67% | 0 | 0.00% | 89 | 59.33% |
| Barry Township, Precinct 1 | 0 | 138 | 138 | 48 | 34.78% | 0 | 0.00% | 0 | 0.00% | 89 | 64.49% |
| Barry Township, Precinct 2 | 0 | 178 | 177 | 68 | 38.42% | 0 | 0.00% | 1 | 0.56% | 104 | 58.76% |
| Carlton Township, Precinct 1 | 0 | 175 | 175 | 57 | 32.57% | 0 | 0.00% | 2 | 1.14% | 114 | 65.14% |
| Castleton Township, Precinct 1 | 0 | 218 | 218 | 83 | 38.07% | 0 | 0.00% | 1 | 0.46% | 128 | 58.72% |
| Hastings Charter Township, Precinct 1 | 0 | 257 | 257 | 90 | 35.02% | 0 | 0.00% | 0 | 0.00% | 160 | 62.26% |
| Hope Township, Precinct 1 | 0 | 312 | 311 | 112 | 36.01% | 0 | 0.00% | 0 | 0.00% | 192 | 61.74% |
| Irving Township, Precinct 1 | 0 | 43 | 43 | 10 | 23.26% | 0 | 0.00% | 1 | 2.33% | 32 | 74.42% |
| Irving Township, Precinct 2 | 0 | 164 | 164 | 46 | 28.05% | 0 | 0.00% | 0 | 0.00% | 114 | 69.51% |
| Johnstown Township, Precinct 1 | 0 | 247 | 247 | 112 | 45.34% | 0 | 0.00% | 1 | 0.40% | 131 | 53.04% |
| Maple Grove Township, Precinct 1 | 0 | 81 | 81 | 21 | 25.93% | 0 | 0.00% | 1 | 1.23% | 59 | 72.84% |
| Orangeville Township, Precinct 1 | 0 | 299 | 299 | 120 | 40.13% | 0 | 0.00% | 0 | 0.00% | 178 | 59.53% |
| Prairieville Township, Precinct 1 | 0 | 189 | 189 | 84 | 44.44% | 0 | 0.00% | 0 | 0.00% | 103 | 54.50% |
| Prairieville Township, Precinct 2 | 0 | 179 | 178 | 63 | 35.39% | 1 | 0.56% | 0 | 0.00% | 112 | 62.92% |
| Rutland Charter Township, Precinct 1 | 0 | 171 | 169 | 69 | 40.83% | 0 | 0.00% | 1 | 0.59% | 98 | 57.99% |
| Rutland Charter Township, Precinct 2 | 0 | 201 | 201 | 71 | 35.32% | 0 | 0.00% | 0 | 0.00% | 122 | 60.70% |
| Thornapple Township, Precinct 1 | 0 | 152 | 152 | 41 | 26.97% | 0 | 0.00% | 0 | 0.00% | 108 | 71.05% |
| Thornapple Township, Precinct 2 | 0 | 172 | 171 | 56 | 32.75% | 0 | 0.00% | 1 | 0.58% | 113 | 66.08% |
| Thornapple Township, Precinct 3 | 0 | 293 | 292 | 80 | 27.40% | 0 | 0.00% | 0 | 0.00% | 205 | 70.21% |
| Woodland Township, Precinct 1 | 0 | 151 | 151 | 62 | 41.06% | 0 | 0.00% | 1 | 0.66% | 88 | 58.28% |
| Yankee Springs Township, Precinct 1 | 0 | 229 | 229 | 74 | 32.31% | 0 | 0.00% | 0 | 0.00% | 147 | 64.19% |
| Yankee Springs Township, Precinct 2 | 0 | 179 | 178 | 66 | 37.08% | 0 | 0.00% | 0 | 0.00% | 108 | 60.67% |
| City of Hastings, Ward 1, Precinct 1 | 0 | 170 | 170 | 66 | 38.82% | 0 | 0.00% | 1 | 0.59% | 102 | 60.00% |
| City of Hastings, Ward 2, Precinct 2 | 0 | 135 | 135 | 42 | 31.11% | 0 | 0.00% | 0 | 0.00% | 93 | 68.89% |
| City of Hastings, Ward 3, Precinct 3 | 0 | 145 | 145 | 38 | 26.21% | 0 | 0.00% | 1 | 0.69% | 105 | 72.41% |
| City of Hastings, Ward 4, Precinct 4 | 0 | 173 | 173 | 52 | 30.06% | 0 | 0.00% | 0 | 0.00% | 121 | 69.94% |
| Total | 0 | 4912 | 4904 | 1736 | 35.40% | 2 | 0.04% | 12 | 0.24% | 3078 | 62.77% |

Statement of Votes Cast
Barry County, MI
2016 Presidential Primary
SOVC For Jurisdiction Wide, All Counters, All Races
Official

Date:03/11/16
Time:11:36:56
Page:7 of 7

| | DEM President | | | |
|---------------------------------------|---------------|-------|----------------|-------|
| | Uncommitted | | Write-In Votes | |
| Jurisdiction Wide | | | | |
| Assyria Township, Precinct 1 | 0 | 0.00% | 0 | 0.00% |
| Baltimore Township, Precinct 1 | 3 | 2.00% | 0 | 0.00% |
| Barry Township, Precinct 1 | 1 | 0.72% | 0 | 0.00% |
| Barry Township, Precinct 2 | 4 | 2.26% | 0 | 0.00% |
| Carlton Township, Precinct 1 | 2 | 1.14% | 0 | 0.00% |
| Castleton Township, Precinct 1 | 6 | 2.75% | 0 | 0.00% |
| Hastings Charter Township, Precinct 1 | 7 | 2.72% | 0 | 0.00% |
| Hope Township, Precinct 1 | 7 | 2.25% | 0 | 0.00% |
| Irving Township, Precinct 1 | 0 | 0.00% | 0 | 0.00% |
| Irving Township, Precinct 2 | 3 | 1.83% | 1 | 0.61% |
| Johnstown Township, Precinct 1 | 3 | 1.21% | 0 | 0.00% |
| Maple Grove Township, Precinct 1 | 0 | 0.00% | 0 | 0.00% |
| Orangeville Township, Precinct 1 | 1 | 0.33% | 0 | 0.00% |
| Prairieville Township, Precinct 1 | 1 | 0.53% | 1 | 0.53% |
| Prairieville Township, Precinct 2 | 2 | 1.12% | 0 | 0.00% |
| Rutland Charter Township, Precinct 1 | 1 | 0.59% | 0 | 0.00% |
| Rutland Charter Township, Precinct 2 | 8 | 3.98% | 0 | 0.00% |
| Thornapple Township, Precinct 1 | 3 | 1.97% | 0 | 0.00% |
| Thornapple Township, Precinct 2 | 1 | 0.58% | 0 | 0.00% |
| Thornapple Township, Precinct 3 | 7 | 2.40% | 0 | 0.00% |
| Woodland Township, Precinct 1 | 0 | 0.00% | 0 | 0.00% |
| Yankee Springs Township, Precinct 1 | 8 | 3.49% | 0 | 0.00% |
| Yankee Springs Township, Precinct 2 | 4 | 2.25% | 0 | 0.00% |
| City of Hastings, Ward 1, Precinct 1 | 1 | 0.59% | 0 | 0.00% |
| City of Hastings, Ward 2, Precinct 2 | 0 | 0.00% | 0 | 0.00% |
| City of Hastings, Ward 3, Precinct 3 | 1 | 0.69% | 0 | 0.00% |
| City of Hastings, Ward 4, Precinct 4 | 0 | 0.00% | 0 | 0.00% |
| Total | 74 | 1.51% | 2 | 0.04% |

RUN DATE:03/11/16 09:37 AM

| | RVT E O O G T T I E A S R L T S E R E D | BCR A A E L S P B C T A A O L S T L T A O L T S | BCD A A E L S M L T U O B L T S I C A N | BCN A A O L S N L T P L T O O C T R S A T I C | A V T T O U O T R T I E N A S R O L A U N T |
|-------------------------------|--|---|---|--|--|
| 0001 Auburn City Pct 1 | 1513 | 577 | 359 | 218 | 0 38.14 |
| 0002 Bay City Ward 1 Pct 1 | 2544 | 807 | 334 | 473 | 0 31.72 |
| 0003 Bay City Ward 2 Pct 1 | 2607 | 917 | 362 | 555 | 0 35.17 |
| 0004 Bay City Ward 3, Pct 1 | 2510 | 669 | 232 | 437 | 0 26.65 |
| 0005 Bay City Ward 4, Pct 1 | 2671 | 618 | 216 | 402 | 0 23.14 |
| 0006 Bay City Ward 5, Pct 1 | 2817 | 958 | 373 | 585 | 0 34.01 |
| 0007 Bay City Ward 6, Pct 1 | 2614 | 673 | 278 | 395 | 0 25.75 |
| 0008 Bay City Ward 7, Pct 1 | 2553 | 748 | 305 | 443 | 0 29.30 |
| 0009 Bay City Ward 8, Pct 1 | 2545 | 750 | 284 | 466 | 0 29.47 |
| 0010 Bay City Ward 9, Pct 1 | 2591 | 766 | 300 | 466 | 0 29.56 |
| 0011 Essexville City, Pct 1 | 1361 | 532 | 249 | 283 | 0 39.09 |
| 0012 Essexville City, Pct 2 | 1379 | 560 | 286 | 274 | 0 40.61 |
| 0013 Midland City Wd 1, Pct 6 | 128 | 30 | 13 | 17 | 0 23.44 |
| 0014 Pinconning City, Pct 1 | 841 | 236 | 117 | 119 | 0 28.06 |
| 0015 Bangor Twp, Pct 1 | 1409 | 500 | 286 | 214 | 0 35.49 |
| 0016 Bangor Twp, Pct 2 | 1929 | 662 | 368 | 294 | 0 34.32 |
| 0017 Bangor Twp, Pct 3 | 1946 | 585 | 280 | 305 | 0 30.06 |
| 0018 Bangor Twp, Pct 4 | 1664 | 550 | 298 | 252 | 0 33.05 |
| 0019 Bangor Twp, Pct 5 | 2702 | 853 | 416 | 437 | 0 31.57 |
| 0020 Bangor Twp, Pct 6 | 1937 | 684 | 396 | 288 | 0 35.31 |
| 0021 Beaver Township Pct 1 | 2044 | 891 | 518 | 324 | 49 43.59 |
| 0022 Frankenlust Twp Pct 1 | 2840 | 1140 | 778 | 362 | 0 40.14 |
| 0023 Fraser Twp, Pct 1 | 2343 | 747 | 415 | 332 | 0 31.88 |
| 0024 Garfield Twp, Pct 1 | 1323 | 417 | 229 | 188 | 0 31.52 |
| 0025 Gibson Twp, Pct 1 | 834 | 245 | 132 | 113 | 0 29.38 |
| 0026 Hampton Twp, Pct 1 | 902 | 398 | 199 | 199 | 0 44.12 |
| 0027 Hampton Twp, Pct 2 | 1415 | 525 | 288 | 237 | 0 37.10 |
| 0028 Hampton Twp, Pct 3 | 1447 | 546 | 271 | 275 | 0 37.73 |
| 0029 Hampton Twp, Pct 4 | 1767 | 571 | 217 | 354 | 0 32.31 |
| 0030 Hampton Twp, Pct 5 | 1353 | 440 | 210 | 230 | 0 32.52 |
| 0031 Kawkawlin Twp, Pct 1 | 2017 | 686 | 355 | 321 | 10 34.01 |
| 0032 Kawkawlin Twp, Pct 2 | 1574 | 588 | 334 | 236 | 18 37.36 |
| 0033 Merritt Twp, Pct 1 | 1022 | 410 | 263 | 147 | 0 40.12 |
| 0034 Monitor Twp, Pct 1 | 1132 | 336 | 163 | 173 | 0 29.68 |
| 0035 Monitor Twp, Pct 2 | 1918 | 704 | 388 | 316 | 0 36.70 |
| 0036 Monitor Twp, Pct 3 | 1521 | 657 | 411 | 246 | 0 43.20 |
| 0037 Monitor Twp, Pct 4 | 1301 | 582 | 337 | 245 | 0 44.73 |
| 0038 Monitor Twp, Pct 5 | 1662 | 662 | 381 | 281 | 0 39.83 |
| 0039 Monitor Twp, Pct 6 | 980 | 417 | 253 | 164 | 0 42.55 |
| 0040 Mt. Forest Twp, Pct 1 | 1086 | 313 | 209 | 104 | 0 28.82 |
| 0041 Pinconning Twp, Pct 1 | 1798 | 587 | 363 | 224 | 0 32.65 |
| 0042 Portsmouth Twp, Pct 1 | 1101 | 410 | 225 | 185 | 0 37.24 |
| 0043 Portsmouth Twp, Pct 2 | 1626 | 544 | 277 | 267 | 0 33.46 |
| 0044 Williams Twp, Pct 1 | 1824 | 755 | 458 | 297 | 0 41.39 |
| 0045 Williams Twp, Pct 2 | 1341 | 441 | 264 | 177 | 0 32.89 |
| 0046 Williams Twp, Pct 3 | 528 | 197 | 116 | 81 | 0 37.31 |

RECEIVED/FILED
MICHIGAN DEPT OF STATE
2016 MAR 14 AM 10:00
ELECTIONS/GREAT SEAL

| | | | | | | |
|------------------|-------|-------|-------|-------|----|-------|
| CANDIDATE TOTALS | 78960 | 26884 | 13806 | 13001 | 77 | 34.05 |
|------------------|-------|-------|-------|-------|----|-------|

NAME HEADING CANVASS

BAY COUNTY, MICHIGAN
PRESIDENTIAL PRIMARY
MARCH 8, 2016
Republican

OFFICIAL RESULTS

RUN DATE:03/11/16 09:37 AM

PRESIDENT OF THE UNITED STATES

Vote for not more than 1

| | C C h h B C e a n r | | | C F a i r o l r | | | M H i u k c e k | | | J R K o . a h s o t | | | R S i a c n k t | | |
|-------------------------------|---------------------------------|-----|-----|--------------------------|-----|-----|--------------------------|-----|-----|------------------------------|-----|-----|--------------------------|-----|-----|
| | J B | s s | T C | T C | y i | s a | a b | n i | c g | k e | R P | a a | r b | c i | u m |
| | b s | o n | i e | z | a | y | e | e | h | e i | n u | d l | o o | | |
| | h | n | e | z | a | y | e | e | h | e i | n u | d l | o o | | |
| 0001 Auburn City Pct 1 | 4 | 12 | 1 | 91 | 1 | 0 | 1 | 70 | 0 | 1 | 45 | 0 | | | |
| 0002 Bay City Ward 1 Pct 1 | 6 | 11 | 0 | 69 | 0 | 0 | 0 | 67 | 0 | 3 | 34 | 0 | | | |
| 0003 Bay City Ward 2 Pct 1 | 2 | 6 | 0 | 89 | 1 | 0 | 1 | 92 | 0 | 1 | 33 | 0 | | | |
| 0004 Bay City Ward 3, Pct 1 | 2 | 5 | 0 | 64 | 0 | 0 | 1 | 33 | 0 | 0 | 16 | 0 | | | |
| 0005 Bay City Ward 4, Pct 1 | 0 | 10 | 1 | 49 | 0 | 1 | 0 | 30 | 0 | 0 | 17 | 0 | | | |
| 0006 Bay City Ward 5, Pct 1 | 5 | 7 | 0 | 74 | 0 | 0 | 0 | 55 | 0 | 3 | 42 | 0 | | | |
| 0007 Bay City Ward 6, Pct 1 | 3 | 5 | 0 | 89 | 0 | 0 | 2 | 29 | 0 | 0 | 24 | 0 | | | |
| 0008 Bay City Ward 7, Pct 1 | 2 | 8 | 1 | 72 | 1 | 0 | 0 | 48 | 0 | 0 | 27 | 0 | | | |
| 0009 Bay City Ward 8, Pct 1 | 4 | 2 | 0 | 71 | 0 | 1 | 2 | 36 | 0 | 0 | 27 | 0 | | | |
| 0010 Bay City Ward 9, Pct 1 | 4 | 9 | 2 | 84 | 0 | 0 | 0 | 34 | 0 | 2 | 28 | 1 | | | |
| 0011 Essexville City, Pct 1 | 2 | 6 | 0 | 52 | 0 | 0 | 1 | 51 | 1 | 3 | 24 | 0 | | | |
| 0012 Essexville City, Pct 2 | 6 | 2 | 1 | 89 | 1 | 0 | 0 | 58 | 0 | 0 | 28 | 2 | | | |
| 0013 Midland City Wd 1, Pct 6 | 0 | 0 | 0 | 3 | 0 | 0 | 0 | 1 | 0 | 0 | 4 | 0 | | | |
| 0014 Pinconning City, Pct 1 | 1 | 2 | 1 | 18 | 0 | 0 | 0 | 24 | 0 | 0 | 10 | 1 | | | |
| 0015 Bangor Twp, Pct 1 | 1 | 4 | 0 | 62 | 0 | 0 | 0 | 56 | 0 | 0 | 23 | 1 | | | |
| 0016 Bangor Twp, Pct 2 | 3 | 5 | 2 | 90 | 0 | 0 | 1 | 52 | 1 | 0 | 34 | 1 | | | |
| 0017 Bangor Twp, Pct 3 | 1 | 3 | 1 | 86 | 0 | 0 | 2 | 53 | 0 | 1 | 22 | 0 | | | |
| 0018 Bangor Twp, Pct 4 | 4 | 2 | 0 | 84 | 0 | 0 | 0 | 42 | 0 | 4 | 24 | 0 | | | |
| 0019 Bangor Twp, Pct 5 | 0 | 4 | 2 | 78 | 0 | 0 | 0 | 75 | 0 | 2 | 31 | 0 | | | |
| 0020 Bangor Twp, Pct 6 | 4 | 2 | 0 | 95 | 0 | 0 | 1 | 79 | 0 | 1 | 35 | 0 | | | |
| 0021 Beaver Township Pct 1 | 1 | 6 | 2 | 166 | 0 | 0 | 1 | 84 | 1 | 2 | 38 | 0 | | | |
| 0022 Frankenlust Twp Pct 1 | 4 | 8 | 5 | 179 | 0 | 0 | 0 | 149 | 0 | 0 | 96 | 0 | | | |
| 0023 Fraser Twp, Pct 1 | 2 | 10 | 0 | 108 | 1 | 0 | 0 | 57 | 0 | 2 | 23 | 1 | | | |
| 0024 Garfield Twp, Pct 1 | 0 | 3 | 1 | 62 | 1 | 0 | 0 | 35 | 0 | 0 | 17 | 1 | | | |
| 0025 Gibson Twp, Pct 1 | 0 | 3 | 0 | 37 | 0 | 0 | 0 | 21 | 1 | 0 | 6 | 0 | | | |
| 0026 Hampton Twp, Pct 1 | 4 | 2 | 1 | 50 | 0 | 0 | 1 | 38 | 0 | 0 | 25 | 0 | | | |
| 0027 Hampton Twp, Pct 2 | 5 | 8 | 2 | 71 | 0 | 0 | 0 | 60 | 0 | 1 | 29 | 0 | | | |
| 0028 Hampton Twp, Pct 3 | 5 | 4 | 0 | 64 | 0 | 0 | 0 | 42 | 0 | 3 | 19 | 0 | | | |
| 0029 Hampton Twp, Pct 4 | 5 | 2 | 0 | 49 | 1 | 0 | 0 | 21 | 1 | 1 | 24 | 0 | | | |
| 0030 Hampton Twp, Pct 5 | 3 | 3 | 0 | 65 | 0 | 1 | 0 | 38 | 0 | 0 | 15 | 0 | | | |
| 0031 Kawkawlin Twp, Pct 1 | 3 | 4 | 0 | 111 | 0 | 0 | 0 | 56 | 0 | 3 | 26 | 1 | | | |
| 0032 Kawkawlin Twp, Pct 2 | 2 | 2 | 0 | 60 | 1 | 0 | 0 | 82 | 0 | 2 | 18 | 0 | | | |
| 0033 Merritt Twp, Pct 1 | 2 | 4 | 0 | 53 | 0 | 0 | 1 | 32 | 0 | 1 | 28 | 0 | | | |
| 0034 Monitor Twp, Pct 1 | 2 | 1 | 0 | 38 | 1 | 0 | 1 | 27 | 0 | 0 | 14 | 0 | | | |
| 0035 Monitor Twp, Pct 2 | 3 | 7 | 1 | 104 | 1 | 0 | 1 | 58 | 0 | 2 | 46 | 0 | | | |
| 0036 Monitor Twp, Pct 3 | 4 | 2 | 0 | 149 | 0 | 0 | 0 | 64 | 0 | 2 | 33 | 0 | | | |
| 0037 Monitor Twp, Pct 4 | 10 | 8 | 5 | 89 | 0 | 0 | 1 | 47 | 1 | 0 | 50 | 1 | | | |
| 0038 Monitor Twp, Pct 5 | 2 | 2 | 0 | 130 | 0 | 0 | 1 | 62 | 0 | 0 | 32 | 0 | | | |
| 0039 Monitor Twp, Pct 6 | 3 | 2 | 1 | 65 | 0 | 0 | 0 | 53 | 0 | 1 | 25 | 1 | | | |
| 0040 Mt. Forest Twp, Pct 1 | 1 | 4 | 0 | 58 | 0 | 0 | 0 | 21 | 0 | 1 | 17 | 1 | | | |
| 0041 Pinconning Twp, Pct 1 | 3 | 6 | 0 | 118 | 1 | 0 | 2 | 34 | 0 | 1 | 20 | 0 | | | |
| 0042 Portsmouth Twp, Pct 1 | 1 | 0 | 0 | 59 | 0 | 0 | 0 | 28 | 0 | 1 | 21 | 0 | | | |
| 0043 Portsmouth Twp, Pct 2 | 4 | 4 | 0 | 72 | 0 | 0 | 0 | 56 | 0 | 0 | 17 | 1 | | | |
| 0044 Williams Twp, Pct 1 | 1 | 9 | 1 | 149 | 0 | 0 | 1 | 100 | 0 | 1 | 43 | 2 | | | |
| 0045 Williams Twp, Pct 2 | 2 | 4 | 0 | 80 | 1 | 1 | 0 | 39 | 0 | 0 | 24 | 2 | | | |
| 0046 Williams Twp, Pct 3 | 1 | 2 | 1 | 36 | 1 | 0 | 0 | 15 | 0 | 0 | 14 | 0 | | | |

RUN DATE:03/11/16 09:37 AM

PRESIDENT OF THE UNITED STATES

Vote for not more than 1

(CONTINUED FROM PREVIOUS PAGE)

| | JB | BC | CC | TC | CF | LG | MH | JRK | GP | RP | MR | RS |
|-------------------|-----|------|-----|-------|-----|-----|-----|-------|-----|-----|------|-----|
| | eu | ea | hh | er | ai | ir | iu | ek | oa | ea | au | ia |
| | bs | nr | rr | ss | ro | na | kc | ah | si | ot | rb | cn |
| | h | on | ie | du | ly | dh | ab | ns | ic | ra | aa | oo |
| CANDIDATE TOTALS | 127 | 215 | 32 | 3631 | 13 | 4 | 22 | 2304 | 6 | 45 | 1248 | 17 |
| CANDIDATE PERCENT | .92 | 1.56 | .23 | 26.34 | .09 | .02 | .15 | 16.71 | .04 | .32 | 9.05 | .12 |

PRESIDENT OF THE UNITED STATES

Vote for not more than 1

| | DJT | U | W |
|-------------------------------|-----|----|---|
| | o.r | n | R |
| | n | c | I |
| | u | m | T |
| | a | t | E |
| | l | p | I |
| | d | d | N |
| 0001 Auburn City Pct 1 | 115 | 16 | 0 |
| 0002 Bay City Ward 1 Pct 1 | 129 | 15 | 0 |
| 0003 Bay City Ward 2 Pct 1 | 128 | 7 | 2 |
| 0004 Bay City Ward 3, Pct 1 | 108 | 3 | 0 |
| 0005 Bay City Ward 4, Pct 1 | 100 | 7 | 1 |
| 0006 Bay City Ward 5, Pct 1 | 171 | 13 | 0 |
| 0007 Bay City Ward 6, Pct 1 | 120 | 5 | 0 |
| 0008 Bay City Ward 7, Pct 1 | 138 | 6 | 1 |
| 0009 Bay City Ward 8, Pct 1 | 132 | 9 | 0 |
| 0010 Bay City Ward 9, Pct 1 | 131 | 4 | 1 |
| 0011 Essexville City, Pct 1 | 101 | 7 | 0 |
| 0012 Essexville City, Pct 2 | 89 | 10 | 0 |
| 0013 Midland City Wd 1, Pct 6 | 5 | 0 | 0 |
| 0014 Pinconning City, Pct 1 | 58 | 2 | 0 |
| 0015 Bangor Twp, Pct 1 | 134 | 3 | 0 |
| 0016 Bangor Twp, Pct 2 | 161 | 18 | 0 |
| 0017 Bangor Twp, Pct 3 | 104 | 6 | 0 |
| 0018 Bangor Twp, Pct 4 | 119 | 15 | 0 |
| 0019 Bangor Twp, Pct 5 | 213 | 10 | 1 |
| 0020 Bangor Twp, Pct 6 | 160 | 18 | 1 |
| 0021 Beaver Township Pct 1 | 207 | 9 | 0 |
| 0022 Frankenlust Twp Pct 1 | 314 | 23 | 0 |
| 0023 Fraser Twp, Pct 1 | 205 | 6 | 0 |
| 0024 Garfield Twp, Pct 1 | 107 | 2 | 0 |
| 0025 Gibson Twp, Pct 1 | 64 | 0 | 0 |
| 0026 Hampton Twp, Pct 1 | 72 | 6 | 0 |
| 0027 Hampton Twp, Pct 2 | 100 | 12 | 0 |
| 0028 Hampton Twp, Pct 3 | 125 | 9 | 0 |
| 0029 Hampton Twp, Pct 4 | 103 | 10 | 0 |
| 0030 Hampton Twp, Pct 5 | 83 | 2 | 0 |

RUN DATE:03/11/16 09:37 AM

PRESIDENT OF THE UNITED STATES

Vote for not more than 1

U
n
c
o
m
W
R
D J T m I
o . r i T
n u t E
a m t
l p e I
d d N

(CONTINUED FROM PREVIOUS PAGE)

| | | | |
|----------------------------|-------|------|-----|
| 0031 Kawkawlin Twp, Pct 1 | 138 | 12 | 0 |
| 0032 Kawkawlin Twp, Pct 2 | 159 | 6 | 0 |
| 0033 Merritt Twp, Pct 1 | 132 | 9 | 0 |
| 0034 Monitor Twp, Pct 1 | 72 | 7 | 0 |
| 0035 Monitor Twp, Pct 2 | 158 | 7 | 0 |
| 0036 Monitor Twp, Pct 3 | 152 | 5 | 0 |
| 0037 Monitor Twp, Pct 4 | 113 | 11 | 0 |
| 0038 Monitor Twp, Pct 5 | 143 | 7 | 0 |
| 0039 Monitor Twp, Pct 6 | 92 | 10 | 0 |
| 0040 Mt. Forest Twp, Pct 1 | 104 | 2 | 0 |
| 0041 Pinconning Twp, Pct 1 | 172 | 5 | 0 |
| 0042 Portsmouth Twp, Pct 1 | 105 | 9 | 1 |
| 0043 Portsmouth Twp, Pct 2 | 112 | 11 | 0 |
| 0044 Williams Twp, Pct 1 | 136 | 14 | 0 |
| 0045 Williams Twp, Pct 2 | 108 | 3 | 0 |
| 0046 Williams Twp, Pct 3 | 46 | 0 | 0 |
| CANDIDATE TOTALS | 5738 | 371 | 8 |
| CANDIDATE PERCENT | 20.81 | 1.34 | .02 |

RUN DATE:03/11/16 09:37 AM

PRESIDENT OF THE UNITED STATES

Vote for not more than 1

| | R R F | | U | | | |
|-------------------------------|-------|-----------|-------|-------|-------|-------|
| | o o u | | n | | | |
| | q c e | | c | | | |
| | u k n | M J O | o | W | | |
| H C | e y t | a . ' B S | m | R | | |
| i l | e r M | e a m | I | | | |
| l i | D t a | r n i | T | | | |
| l n | e i l | n d t | E | | | |
| a t | n l | i e | - | | | |
| r o | L | e | e | I | | |
| y n | a | y | s | d | N | |
| | | | | | | |
| 0001 Auburn City Pct 1 | 105 | 0 | 0 | 105 | 5 | 0 |
| 0002 Bay City Ward 1 Pct 1 | 184 | 0 | 1 | 277 | 11 | 0 |
| 0003 Bay City Ward 2 Pct 1 | 212 | 1 | 1 | 332 | 7 | 1 |
| 0004 Bay City Ward 3, Pct 1 | 179 | 0 | 0 | 240 | 12 | 0 |
| 0005 Bay City Ward 4, Pct 1 | 185 | 0 | 0 | 195 | 18 | 2 |
| 0006 Bay City Ward 5, Pct 1 | 286 | 0 | 0 | 257 | 38 | 0 |
| 0007 Bay City Ward 6, Pct 1 | 158 | 1 | 3 | 216 | 13 | 0 |
| 0008 Bay City Ward 7, Pct 1 | 181 | 1 | 0 | 247 | 12 | 0 |
| 0009 Bay City Ward 8, Pct 1 | 197 | 1 | 2 | 252 | 13 | 1 |
| 0010 Bay City Ward 9, Pct 1 | 218 | 0 | 2 | 218 | 28 | 0 |
| 0011 Essexville City, Pct 1 | 122 | 2 | 2 | 142 | 10 | 1 |
| 0012 Essexville City, Pct 2 | 122 | 1 | 0 | 138 | 7 | 0 |
| 0013 Midland City Wd 1, Pct 6 | 3 | 0 | 0 | 13 | 1 | 0 |
| 0014 Pinconning City, Pct 1 | 51 | 0 | 0 | 61 | 7 | 0 |
| 0015 Bangor Twp, Pct 1 | 109 | 0 | 0 | 96 | 9 | 0 |
| 0016 Bangor Twp, Pct 2 | 131 | 1 | 0 | 143 | 16 | 0 |
| 0017 Bangor Twp, Pct 3 | 117 | 0 | 0 | 172 | 12 | 0 |
| 0018 Bangor Twp, Pct 4 | 121 | 0 | 2 | 116 | 10 | 1 |
| 0019 Bangor Twp, Pct 5 | 199 | 2 | 2 | 216 | 15 | 0 |
| 0020 Bangor Twp, Pct 6 | 154 | 0 | 1 | 112 | 15 | 1 |
| 0021 Beaver Township Pct 1 | 128 | 2 | 3 | 161 | 25 | 0 |
| 0022 Frankenlust Twp Pct 1 | 183 | 0 | 1 | 163 | 15 | 0 |
| 0023 Fraser Twp, Pct 1 | 179 | 0 | 0 | 145 | 7 | 0 |
| 0024 Garfield Twp, Pct 1 | 91 | 1 | 0 | 88 | 5 | 0 |
| 0025 Gibson Twp, Pct 1 | 42 | 0 | 0 | 71 | 0 | 0 |
| 0026 Hampton Twp, Pct 1 | 101 | 0 | 0 | 90 | 8 | 0 |
| 0027 Hampton Twp, Pct 2 | 118 | 0 | 2 | 108 | 9 | 0 |
| 0028 Hampton Twp, Pct 3 | 161 | 1 | 0 | 100 | 11 | 1 |
| 0029 Hampton Twp, Pct 4 | 171 | 0 | 2 | 167 | 11 | 0 |
| 0030 Hampton Twp, Pct 5 | 116 | 0 | 0 | 98 | 15 | 0 |
| 0031 Kawkawlin Twp, Pct 1 | 157 | 0 | 1 | 148 | 14 | 0 |
| 0032 Kawkawlin Twp, Pct 2 | 116 | 0 | 3 | 106 | 8 | 0 |
| 0033 Merritt Twp, Pct 1 | 71 | 0 | 1 | 63 | 12 | 0 |
| 0034 Monitor Twp, Pct 1 | 80 | 1 | 1 | 84 | 7 | 0 |
| 0035 Monitor Twp, Pct 2 | 154 | 0 | 2 | 140 | 17 | 0 |
| 0036 Monitor Twp, Pct 3 | 116 | 0 | 1 | 115 | 12 | 0 |
| 0037 Monitor Twp, Pct 4 | 139 | 0 | 2 | 83 | 20 | 1 |
| 0038 Monitor Twp, Pct 5 | 129 | 0 | 2 | 136 | 13 | 0 |
| 0039 Monitor Twp, Pct 6 | 90 | 0 | 0 | 66 | 7 | 0 |
| 0040 Mt. Forest Twp, Pct 1 | 35 | 0 | 0 | 63 | 5 | 0 |
| 0041 Pinconning Twp, Pct 1 | 108 | 0 | 0 | 102 | 13 | 0 |
| 0042 Portsmouth Twp, Pct 1 | 96 | 0 | 0 | 83 | 6 | 0 |
| 0043 Portsmouth Twp, Pct 2 | 132 | 0 | 2 | 111 | 22 | 0 |
| 0044 Williams Twp, Pct 1 | 96 | 0 | 1 | 177 | 21 | 1 |
| 0045 Williams Twp, Pct 2 | 72 | 1 | 1 | 95 | 7 | 0 |
| 0046 Williams Twp, Pct 3 | 22 | 0 | 0 | 52 | 6 | 0 |

RUN DATE:03/11/16 09:37 AM

PRESIDENT OF THE UNITED STATES

Vote for not more than 1

| | | | | | | |
|-------------------|-------|-------|-------|-------|-------|-----|
| | R R F | | | U | | |
| | o o u | | | n | | |
| | q c e | | | c | | |
| | u k n | M J O | | o | W | |
| H C | e y t | a . ' | B S | m | R | |
| i l | e r | M | e a | m | I | |
| l i | D | t a | r n | i | T | |
| l n | e | i l | n d | t | E | |
| a t | | n l | i e | t | | |
| r o | L | e | e r | e | I | |
| y n | a | y | s | d | N | |
| | ----- | ----- | ----- | ----- | ----- | |
| CANDIDATE TOTALS | 5937 | 16 | 41 | 6363 | 555 | 10 |
| CANDIDATE PERCENT | 45.94 | .12 | .31 | 49.24 | 4.29 | .07 |

(CONTINUED FROM PREVIOUS PAGE)

RUN DATE:03/11/16 09:37 AM

BEAVER TWP FIRE MILLAGE

Vote for not more than 1

| | Y E S ----- | N O ----- |
|----------------------------|----------------------|-----------------|
| 0021 Beaver Township Pct 1 | 539 | 339 |
| CANDIDATE TOTALS | 539 | 339 |
| CANDIDATE PERCENT | 61.38 | 38.61 |

BEAVER TWP ROAD MILLAGE PROPOSAL

Vote for not more than 1

| | Y E S ----- | N O ----- |
|----------------------------|----------------------|-----------------|
| 0021 Beaver Township Pct 1 | 462 | 418 |
| CANDIDATE TOTALS | 462 | 418 |
| CANDIDATE PERCENT | 52.50 | 47.50 |


KAWKAWLIN TWP FIRE MILLAGE

Vote for not more than 1


| | Y E S ----- | N O ----- |
|---------------------------|----------------------|-----------------|
| 0031 Kawkawlin Twp, Pct 1 | 509 | 159 |
| 0032 Kawkawlin Twp, Pct 2 | 430 | 145 |
| CANDIDATE TOTALS | 939 | 304 |
| CANDIDATE PERCENT | 75.54 | 24.45 |

WE THE UNDERSIGNED DO HEREBY CERTIFY
THE ABOVE RESULTS TO BE A TRUE AND
ACCURATE ACCOUNT OF THE ELECTION
HELD ON TUESDAY MARCH 8, 2016.


Matthew Lance, Chairman



Walter Wozniak, Jr. Board Member


Kevin Lorentz, Jr., Board Member


Janice Pierson, Board Member

DATED: March 9, 2016

A TRUE COPY ATTEST:


Cynthia A. Luczak, Clerk of the County of Bay,
State of Michigan

PRESIDENT OF THE UNITED STATES

| | J e e b B u s h | B e e n C a r s o n | C h r i s C h r i s t i e | T e d C r i z | C a r i F i o r i n a | L i n d s e y G r a h a m | M i k e H u c k a b e e | J o h n R . K a s s i c h | G e o r g e P a t a k i | R a n d P a u l | M a r c o R u b i o | R i c k S a n t o m | D o n a l J . T r i u m p | U n c o m m i t t e d |
|------------------------|--------------------------------------|--|---|---------------------------------|---|---|--|---|--|--------------------------------------|--|--|---|---|
| Auburn City Pct 1 | 4 | 12 | 1 | 91 | 1 | 0 | 1 | 70 | 0 | 1 | 45 | 0 | 115 | 16 |
| Bay City Ward 1 Pct 1 | 6 | 11 | 0 | 69 | 0 | 0 | 0 | 67 | 0 | 3 | 34 | 0 | 129 | 15 |
| Bay City Ward 2 Pct 1 | 2 | 6 | 0 | 89 | 1 | 0 | 1 | 92 | 0 | 1 | 33 | 0 | 128 | 7 |
| Bay City Ward 3, Pct 1 | 2 | 5 | 0 | 64 | 0 | 0 | 1 | 33 | 0 | 0 | 16 | 0 | 108 | 3 |
| Bay City Ward 4, Pct 1 | 0 | 10 | 1 | 49 | 0 | 1 | 0 | 30 | 0 | 0 | 17 | 0 | 100 | 7 |
| Bay City Ward 5, Pct 1 | 5 | 7 | 0 | 74 | 0 | 0 | 0 | 55 | 0 | 3 | 42 | 0 | 171 | 13 |
| Bay City Ward 6, Pct 1 | 3 | 5 | 0 | 89 | 0 | 0 | 2 | 29 | 0 | 0 | 24 | 0 | 120 | 5 |
| Bay City Ward 7, Pct 1 | 2 | 8 | 1 | 72 | 1 | 0 | 0 | 48 | 0 | 0 | 27 | 0 | 138 | 6 |
| Bay City Ward 8, Pct 1 | 4 | 2 | 0 | 71 | 0 | 1 | 2 | 36 | 0 | 0 | 27 | 0 | 132 | 9 |
| Bay City Ward 9, Pct 1 | 4 | 9 | 2 | 84 | 0 | 0 | 0 | 34 | 0 | 2 | 28 | 1 | 131 | 4 |
| Essexville City, Pct 1 | 2 | 6 | 0 | 52 | 0 | 0 | 1 | 51 | 1 | 3 | 24 | 0 | 101 | 7 |
| Essexville City, Pct 2 | 6 | 2 | 1 | 89 | 1 | 0 | 0 | 58 | 0 | 0 | 28 | 2 | 89 | 10 |
| Midland City Wd 1, Pct | 0 | 0 | 0 | 3 | 0 | 0 | 0 | 1 | 0 | 0 | 4 | 0 | 5 | 0 |
| Pinconning City, Pct 1 | 1 | 2 | 1 | 18 | 0 | 0 | 0 | 24 | 0 | 0 | 10 | 1 | 58 | 2 |
| Bangor Twp, Pct 1 | 1 | 4 | 0 | 62 | 0 | 0 | 0 | 56 | 0 | 0 | 23 | 1 | 134 | 3 |
| Bangor Twp, Pct 2 | 3 | 5 | 2 | 90 | 0 | 0 | 1 | 52 | 1 | 0 | 34 | 1 | 161 | 18 |
| Bangor Twp, Pct 3 | 1 | 3 | 1 | 86 | 0 | 0 | 2 | 53 | 0 | 1 | 22 | 0 | 104 | 6 |
| Bangor Twp, Pct 4 | 4 | 2 | 0 | 84 | 0 | 0 | 0 | 42 | 0 | 4 | 24 | 0 | 119 | 15 |
| Bangor Twp, Pct 5 | 0 | 4 | 2 | 78 | 0 | 0 | 0 | 75 | 0 | 2 | 31 | 0 | 213 | 10 |
| Bangor Twp, Pct 6 | 4 | 2 | 0 | 95 | 0 | 0 | 1 | 79 | 0 | 1 | 35 | 0 | 160 | 18 |
| Beaver Township Pct 1 | 1 | 6 | 2 | 166 | 0 | 0 | 1 | 84 | 1 | 2 | 38 | 0 | 207 | 9 |
| Frankenlust Twp Pct 1 | 4 | 8 | 5 | 179 | 0 | 0 | 0 | 149 | 0 | 0 | 96 | 0 | 314 | 23 |
| Fraser Twp, Pct 1 | 2 | 10 | 0 | 108 | 1 | 0 | 0 | 57 | 0 | 2 | 23 | 1 | 205 | 6 |
| Garfield Twp, Pct 1 | 0 | 3 | 1 | 62 | 1 | 0 | 0 | 35 | 0 | 0 | 17 | 1 | 107 | 2 |
| Gibson Twp, Pct 1 | 0 | 3 | 0 | 37 | 0 | 0 | 0 | 21 | 1 | 0 | 6 | 0 | 64 | 0 |
| Hampton Twp, Pct 1 | 4 | 2 | 1 | 50 | 0 | 0 | 1 | 38 | 0 | 0 | 25 | 0 | 72 | 6 |
| Hampton Twp, Pct 2 | 5 | 8 | 2 | 71 | 0 | 0 | 0 | 60 | 0 | 1 | 29 | 0 | 100 | 12 |
| Hampton Twp, Pct 3 | 5 | 4 | 0 | 64 | 0 | 0 | 0 | 42 | 0 | 3 | 19 | 0 | 125 | 9 |
| Hampton Twp, Pct 4 | 5 | 2 | 0 | 49 | 1 | 0 | 0 | 21 | 1 | 1 | 24 | 0 | 103 | 10 |
| Hampton Twp, Pct 5 | 3 | 3 | 0 | 65 | 0 | 1 | 0 | 38 | 0 | 0 | 15 | 0 | 83 | 2 |
| Kawkawlin Twp, Pct 1 | 3 | 4 | 0 | 111 | 0 | 0 | 0 | 56 | 0 | 3 | 26 | 1 | 138 | 12 |
| Kawkawlin Twp, Pct 2 | 2 | 2 | 0 | 60 | 1 | 0 | 0 | 82 | 0 | 2 | 18 | 0 | 159 | 6 |
| Meritt Twp, Pct 1 | 2 | 4 | 0 | 53 | 0 | 0 | 1 | 32 | 0 | 1 | 28 | 0 | 132 | 9 |
| Monitor Twp, Pct 1 | 2 | 1 | 0 | 38 | 1 | 0 | 1 | 27 | 0 | 0 | 14 | 0 | 72 | 7 |
| Monitor Twp, Pct 2 | 3 | 7 | 1 | 104 | 1 | 0 | 1 | 58 | 0 | 2 | 46 | 0 | 158 | 7 |
| Monitor Twp, Pct 3 | 4 | 2 | 0 | 149 | 0 | 0 | 0 | 64 | 0 | 2 | 33 | 0 | 152 | 5 |
| Monitor Twp, Pct 4 | 10 | 8 | 5 | 89 | 0 | 0 | 1 | 47 | 1 | 0 | 50 | 1 | 113 | 11 |
| Monitor Twp, Pct 5 | 2 | 2 | 0 | 130 | 0 | 0 | 1 | 62 | 0 | 0 | 32 | 0 | 143 | 7 |

| | | | | | | | | | | | | | | |
|-----------------------|-----|-----|----|------|----|---|----|------|---|----|------|----|------|-----|
| Monitor Twp, Pct 6 | 3 | 2 | 1 | 65 | 0 | 0 | 0 | 53 | 0 | 1 | 25 | 1 | 92 | 10 |
| Mt. Forest Twp, Pct 1 | 1 | 4 | 0 | 58 | 0 | 0 | 0 | 21 | 0 | 1 | 17 | 1 | 104 | 2 |
| Pinconning Twp, Pct 1 | 3 | 6 | 0 | 118 | 1 | 0 | 2 | 34 | 0 | 1 | 20 | 0 | 172 | 5 |
| Portsmouth Twp, Pct 1 | 1 | 0 | 0 | 59 | 0 | 0 | 0 | 28 | 0 | 1 | 21 | 0 | 105 | 9 |
| Portsmouth Twp, Pct 2 | 4 | 4 | 0 | 72 | 0 | 0 | 0 | 56 | 0 | 0 | 17 | 1 | 112 | 11 |
| Williams Twp, Pct 1 | 1 | 9 | 1 | 149 | 0 | 0 | 1 | 100 | 0 | 1 | 43 | 2 | 136 | 14 |
| Williams Twp, Pct 2 | 2 | 4 | 0 | 80 | 1 | 1 | 0 | 39 | 0 | 0 | 24 | 2 | 108 | 3 |
| Williams Twp, Pct 3 | 1 | 2 | 1 | 36 | 1 | 0 | 0 | 15 | 0 | 0 | 14 | 0 | 46 | 0 |
| TOTALS | 127 | 215 | 32 | 3631 | 13 | 4 | 22 | 2304 | 6 | 45 | 1248 | 17 | 5738 | 371 |

PRESIDENT OF THE UNITED STATES

| | Union Comm. District | Beerline Sae | Johnson M. O. | D. Lee | Herlihy |
|--------------------------|----------------------|--------------|---------------|--------|---------|
| | | 5 | 11 | 1 | 1 |
| | | 105 | 277 | 0 | 105 |
| Auburn City Pct 1 | 105 | 0 | 1 | 0 | 184 |
| Bay City Ward 1 Pct 1 | 184 | 0 | 1 | 0 | 184 |
| Bay City Ward 2 Pct 1 | 212 | 1 | 1 | 0 | 179 |
| Bay City Ward 3 Pct 1 | 179 | 0 | 0 | 0 | 185 |
| Bay City Ward 4, Pct 1 | 185 | 0 | 0 | 0 | 156 |
| Bay City Ward 5, Pct 1 | 286 | 0 | 0 | 0 | 156 |
| Bay City Ward 6, Pct 1 | 156 | 1 | 3 | 1 | 181 |
| Bay City Ward 7, Pct 1 | 181 | 1 | 0 | 1 | 197 |
| Bay City Ward 8, Pct 1 | 197 | 1 | 2 | 0 | 218 |
| Essexville City, Pct 1 | 218 | 2 | 2 | 2 | 122 |
| Essexville City, Pct 2 | 122 | 2 | 2 | 1 | 122 |
| Midland City Wd 1, Pct 3 | 3 | 0 | 0 | 0 | 51 |
| Pittscombing City, Pct 1 | 51 | 0 | 0 | 0 | 109 |
| Bangor Twp, Pct 1 | 109 | 0 | 0 | 0 | 131 |
| Bangor Twp, Pct 2 | 131 | 1 | 0 | 0 | 117 |
| Bangor Twp, Pct 3 | 117 | 0 | 0 | 0 | 121 |
| Bangor Twp, Pct 4 | 121 | 0 | 2 | 0 | 199 |
| Bangor Twp, Pct 5 | 199 | 2 | 2 | 0 | 154 |
| Bangor Twp, Pct 6 | 154 | 0 | 1 | 2 | 183 |
| Beaver Township Pct 1 | 183 | 2 | 3 | 0 | 179 |
| Frankenlust Twp Pct 1 | 179 | 0 | 1 | 0 | 91 |
| Fraser Twp, Pct 1 | 91 | 1 | 0 | 1 | 42 |
| Garfield Twp, Pct 1 | 42 | 0 | 0 | 0 | 101 |
| Hampton Twp, Pct 1 | 101 | 0 | 0 | 0 | 118 |
| Hampton Twp, Pct 2 | 118 | 0 | 2 | 0 | 161 |
| Hampton Twp, Pct 3 | 161 | 1 | 0 | 1 | 171 |
| Hampton Twp, Pct 4 | 171 | 0 | 2 | 0 | 116 |
| Hampton Twp, Pct 5 | 116 | 0 | 0 | 0 | 157 |
| Kawkawlin Twp, Pct 1 | 157 | 0 | 1 | 0 | 116 |
| Kawkawlin Twp, Pct 2 | 116 | 0 | 3 | 0 | 71 |
| Merritt Twp, Pct 1 | 71 | 0 | 1 | 0 | 80 |
| Monitor Twp, Pct 1 | 80 | 1 | 1 | 0 | 154 |
| Monitor Twp, Pct 2 | 154 | 0 | 2 | 0 | 139 |
| Monitor Twp, Pct 3 | 139 | 0 | 1 | 0 | 139 |
| Monitor Twp, Pct 4 | 139 | 0 | 2 | 0 | 129 |
| Monitor Twp, Pct 5 | 129 | 0 | 2 | 0 | 139 |

| | | | | | |
|-----------------------|------|----|----|------|-----|
| Monitor Twp, Pct 6 | 90 | 0 | 0 | 66 | 7 |
| Mt. Forest Twp, Pct 1 | 35 | 0 | 0 | 63 | 5 |
| Pinconning Twp, Pct 1 | 108 | 0 | 0 | 102 | 13 |
| Portsmouth Twp, Pct 1 | 96 | 0 | 0 | 83 | 6 |
| Portsmouth Twp, Pct 2 | 132 | 0 | 2 | 111 | 22 |
| Williams Twp, Pct 1 | 96 | 0 | 1 | 177 | 21 |
| Williams Twp, Pct 2 | 72 | 1 | 1 | 95 | 7 |
| Williams Twp, Pct 3 | 22 | 0 | 0 | 52 | 6 |
| TOTALS | 5937 | 16 | 41 | 6363 | 555 |

| | BEAVER TWP FIRE MILLAGE | BEAVER TWP ROAD MILLAGE PROPOSAL | KAWKAWLIN TWP FIRE MILLAGE | |
|-----------------------|----------------------------|--|-------------------------------|--------------------|
| BEAVER TOWNSHIP Pct 1 | Y E S 539 | N O S 339 | Y E S 418 | Y E S 509 |
| Kawkawlin Twp, Pct 1 | | | | 159 |
| Kawkawlin Twp, Pct 2 | | | | 430 |
| TOTALS | 539 | 339 | 418 | 939 |
| | | | | 304 |

WE THE UNDERSIGNED DO HEREBY CERTIFY
THE ABOVE RESULTS TO BE A TRUE AND
ACCURATE ACCOUNT OF THE ELECTION
HELD ON TUESDAY MARCH 8, 2016.




Matthew Lance, Chairman



Walter Wozniak, Jr. Board Member



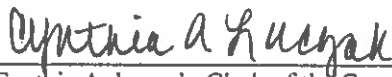
Kevin Lorentz, Jr., Board Member



Janice Pierson, Board Member

DATED: March 9, 2016

A TRUE COPY ATTEST:



Cynthia A. Luczak, Clerk of the County of Bay,
State of Michigan

SUMMARY REPORT

RUN DATE:03/11/16 09:38 AM

BAY COUNTY, MICHIGAN
PRESIDENTIAL PRIMARY
MARCH 8, 2016
STATISTICS

OFFICIAL RESULTS

VOTES PERCENT

| | | |
|-------------------------------------|--------|--------|
| PRECINCTS COUNTED (OF 46) | 46 | 100.00 |
| REGISTERED VOTERS - TOTAL | 78,960 | |
| BALLOTS CAST - TOTAL | 26,884 | |
| BALLOTS CAST - REPUBLICAN | 13,806 | 51.35 |
| BALLOTS CAST - DEMOCRATIC | 13,001 | 48.36 |
| BALLOTS CAST - NONPARTISAN. | 77 | .29 |
| VOTER TURNOUT - TOTAL | | 34.05 |

SUMMARY REPORT

BAY COUNTY, MICHIGAN
PRESIDENTIAL PRIMARY
MARCH 8, 2016
Republican

OFFICIAL RESULTS

RUN DATE:03/11/16 09:38 AM

VOTES PERCENT

PRESIDENT OF THE UNITED STATES

Vote for not more than 1

| | | |
|---------------------------|-------|-------|
| Jeb Bush. | 127 | .92 |
| Ben Carson | 215 | 1.56 |
| Chris Christie. | 32 | .23 |
| Ted Cruz. | 3,631 | 26.35 |
| Carly Fiorina | 13 | .09 |
| Lindsey Graham. | 4 | .03 |
| Mike Huckabee | 22 | .16 |
| John R. Kasich. | 2,304 | 16.72 |
| George Pataki | 6 | .04 |
| Rand Paul | 45 | .33 |
| Marco Rubio. | 1,248 | 9.06 |
| Rick Santorum | 17 | .12 |
| Donald J. Trump | 5,738 | 41.64 |
| Uncommitted. | 371 | 2.69 |
| WRITE-IN. | 8 | .06 |

SUMMARY REPORT

BAY COUNTY, MICHIGAN
PRESIDENTIAL PRIMARY
MARCH 8, 2016
Democratic

OFFICIAL RESULTS

RUN DATE:03/11/16 09:38 AM

VOTES PERCENT

PRESIDENT OF THE UNITED STATES

Vote for not more than 1

| | | |
|------------------------------------|-------|-------|
| Hillary Clinton | 5,937 | 45.94 |
| Roque Rocky De La Fuente | 16 | .12 |
| Martin J. O'Malley | 41 | .32 |
| Bernie Sanders. | 6,363 | 49.24 |
| Uncommitted. | 555 | 4.30 |
| WRITE-IN. | 10 | .08 |

March 8, 2016

Summary Report

Benzie County

13q 13

| | | |
|--|---------------|----------------|
| Registration & Turnout | 14,726 | Voters |
| Polling Place Turnout | 5,708 | 38.76% |
| AVCB Turnout | 0 | 0.00% |
| Election Day Manual Entry Turnout | 0 | 0.00% |
| County Clerk Turnout | 0 | 0.00% |
| Modems Turnout | 0 | 0.00% |
| Total ... | 5,708 | 38.76% |
| NonPartisan Registration & Turnout | 0 | Voters |
| Polling Place Turnout | 0 | 0.00% |
| AVCB Turnout | 0 | 0.00% |
| Election Day Manual Entry Turnout | 0 | 0.00% |
| County Clerk Turnout | 0 | 0.00% |
| Modems Turnout | 0 | 0.00% |
| Total ... | 0 | 0.00% |
| Republican Party Registration & Turnout | 0 | Voters |
| Polling Place Turnout | 3,157 | 0.00% |
| AVCB Turnout | 0 | 0.00% |
| Election Day Manual Entry Turnout | 0 | 0.00% |
| County Clerk Turnout | 0 | 0.00% |
| Modems Turnout | 0 | 0.00% |
| Total ... | 3,157 | 0.00% |
| Democratic Party Registration & Turnout | 0 | Voters |
| Polling Place Turnout | 2,551 | 0.00% |
| AVCB Turnout | 0 | 0.00% |
| Election Day Manual Entry Turnout | 0 | 0.00% |
| County Clerk Turnout | 0 | 0.00% |
| Modems Turnout | 0 | 0.00% |
| Total ... | 2,551 | 0.00% |
| Rep - President of the United States | 0/13 | 0.00% |
| Jeb Bush | 23 | 0.73% |
| Ben Carson | 52 | 1.65% |
| Chris Christie | 8 | 0.25% |
| Ted Cruz | 782 | 24.84% |
| Carly Fiorina | 4 | 0.13% |
| Lindsey Graham | 2 | 0.06% |
| Mike Huckabee | 7 | 0.22% |
| John R. Kasich | 674 | 21.41% |
| George Pataki | 1 | 0.03% |
| Rand Paul | 7 | 0.22% |
| Marco Rubio | 264 | 8.39% |
| Rick Santorum | 7 | 0.22% |
| Donald J. Trump | 1,278 | 40.60% |
| Uncommitted | 39 | 1.24% |
| Total ... | 3,148 | 100.00% |
| Dem - President of the United States | 0/13 | 0.00% |
| Hillary Clinton | 853 | 33.48% |
| Roque Rocky De La Fuente | 0 | 0.00% |
| Martin J. O'Malley | 2 | 0.08% |
| Bernie Sanders | 1,650 | 64.76% |

Benzie_March_2016_E

March 8, 2016

Summary Report

Benzie County

| | | |
|--|-------------|--------------|
| Dem - President of the United States (continued...) | 0/13 | 0.00% |
| Uncommitted | 43 | 1.69% |
| Total ... | 2,548 | 100.00% |

Benzie_March_2016_E

March 8, 2016

Precinct Report

Benzie County

Almira Township

Registration & Turnout 2,928

| | | |
|-----------------------------------|--------------|---------------|
| Polling Place Turnout | 1,158 | 39.55% |
| AVCB Turnout | 0 | 0.00% |
| Election Day Manual Entry Turnout | 0 | 0.00% |
| County Clerk Turnout | 0 | 0.00% |
| Modems Turnout | 0 | 0.00% |
| Total... | 1,158 | 39.55% |

NonPartisan Registration & Turnout 0

| | | |
|-----------------------------------|----------|--------------|
| Polling Place Turnout | 0 | 0.00% |
| AVCB Turnout | 0 | 0.00% |
| Election Day Manual Entry Turnout | 0 | 0.00% |
| County Clerk Turnout | 0 | 0.00% |
| Modems Turnout | 0 | 0.00% |
| Total... | 0 | 0.00% |

Republican Party Registration & Turnout 0

| | | |
|-----------------------------------|------------|--------------|
| Polling Place Turnout | 681 | 0.00% |
| AVCB Turnout | 0 | 0.00% |
| Election Day Manual Entry Turnout | 0 | 0.00% |
| County Clerk Turnout | 0 | 0.00% |
| Modems Turnout | 0 | 0.00% |
| Total... | 681 | 0.00% |

Democratic Party Registration & Turnout 0

| | | |
|-----------------------------------|------------|--------------|
| Polling Place Turnout | 477 | 0.00% |
| AVCB Turnout | 0 | 0.00% |
| Election Day Manual Entry Turnout | 0 | 0.00% |
| County Clerk Turnout | 0 | 0.00% |
| Modems Turnout | 0 | 0.00% |
| Total... | 477 | 0.00% |

Rep - President of the United States (Started)

| | | |
|-----------------|------------|----------------|
| Jeb Bush | 3 | 0.44% |
| Ben Carson | 9 | 1.33% |
| Chris Christie | 0 | 0.00% |
| Ted Cruz | 215 | 31.71% |
| Carly Fiorina | 0 | 0.00% |
| Lindsey Graham | 0 | 0.00% |
| Mike Huckabee | 0 | 0.00% |
| John R. Kasich | 124 | 18.29% |
| George Pataki | 0 | 0.00% |
| Rand Paul | 2 | 0.29% |
| Marco Rubio | 56 | 8.26% |
| Rick Santorum | 1 | 0.15% |
| Donald J. Trump | 263 | 38.79% |
| Uncommitted | 5 | 0.74% |
| Total... | 678 | 100.00% |

Dem - President of the United States (Started)

| | | |
|--------------------------|------------|----------------|
| Hillary Clinton | 124 | 26.00% |
| Roque Rocky De La Fuente | 0 | 0.00% |
| Martin J. O'Malley | 0 | 0.00% |
| Bernie Sanders | 343 | 71.91% |
| Uncommitted | 10 | 2.10% |
| Total... | 477 | 100.00% |

March 8, 2016

Precinct Report

Benzie County

Benzonia Township**Registration & Turnout** 2,319

| | | |
|-----------------------------------|------------|---------------|
| Polling Place Turnout | 863 | 37.21% |
| AVCB Turnout | 0 | 0.00% |
| Election Day Manual Entry Turnout | 0 | 0.00% |
| County Clerk Turnout | 0 | 0.00% |
| Modems Turnout | 0 | 0.00% |
| Total... | 863 | 37.21% |

NonPartisan Registration & Turnout 0

| | | |
|-----------------------------------|----------|--------------|
| Polling Place Turnout | 0 | 0.00% |
| AVCB Turnout | 0 | 0.00% |
| Election Day Manual Entry Turnout | 0 | 0.00% |
| County Clerk Turnout | 0 | 0.00% |
| Modems Turnout | 0 | 0.00% |
| Total... | 0 | 0.00% |

Republican Party Registration & Turnout 0

| | | |
|-----------------------------------|------------|--------------|
| Polling Place Turnout | 431 | 0.00% |
| AVCB Turnout | 0 | 0.00% |
| Election Day Manual Entry Turnout | 0 | 0.00% |
| County Clerk Turnout | 0 | 0.00% |
| Modems Turnout | 0 | 0.00% |
| Total... | 431 | 0.00% |

Democratic Party Registration & Turnout 0

| | | |
|-----------------------------------|------------|--------------|
| Polling Place Turnout | 432 | 0.00% |
| AVCB Turnout | 0 | 0.00% |
| Election Day Manual Entry Turnout | 0 | 0.00% |
| County Clerk Turnout | 0 | 0.00% |
| Modems Turnout | 0 | 0.00% |
| Total... | 432 | 0.00% |

Rep - President of the United States (Started)

| | | |
|-----------------|------------|----------------|
| Jeb Bush | 2 | 0.46% |
| Ben Carson | 7 | 1.62% |
| Chris Christie | 1 | 0.23% |
| Ted Cruz | 93 | 21.58% |
| Carly Fiorina | 0 | 0.00% |
| Lindsey Graham | 0 | 0.00% |
| Mike Huckabee | 1 | 0.23% |
| John R. Kasich | 104 | 24.13% |
| George Pataki | 0 | 0.00% |
| Rand Paul | 0 | 0.00% |
| Marco Rubio | 36 | 8.35% |
| Rick Santorum | 0 | 0.00% |
| Donald J. Trump | 180 | 41.76% |
| Uncommitted | 7 | 1.62% |
| Total... | 431 | 100.00% |

Dem - President of the United States (Started)

| | | |
|--------------------------|------------|----------------|
| Hillary Clinton | 146 | 33.87% |
| Roque Rocky De La Fuente | 0 | 0.00% |
| Martin J. O'Malley | 1 | 0.23% |
| Bernie Sanders | 281 | 65.20% |
| Uncommitted | 3 | 0.70% |
| Total... | 431 | 100.00% |

Benzie_March_2016_E

March 8, 2016

Precinct Report

Benzie County

Blaine Township

Registration & Turnout 480

| | | |
|-----------------------------------|------------|---------------|
| Polling Place Turnout | 196 | 40.83% |
| AVCB Turnout | 0 | 0.00% |
| Election Day Manual Entry Turnout | 0 | 0.00% |
| County Clerk Turnout | 0 | 0.00% |
| Modems Turnout | 0 | 0.00% |
| Total... | 196 | 40.83% |

NonPartisan Registration & Turnout 0

| | | |
|-----------------------------------|----------|--------------|
| Polling Place Turnout | 0 | 0.00% |
| AVCB Turnout | 0 | 0.00% |
| Election Day Manual Entry Turnout | 0 | 0.00% |
| County Clerk Turnout | 0 | 0.00% |
| Modems Turnout | 0 | 0.00% |
| Total... | 0 | 0.00% |

Republican Party Registration & Turnout 0

| | | |
|-----------------------------------|------------|--------------|
| Polling Place Turnout | 118 | 0.00% |
| AVCB Turnout | 0 | 0.00% |
| Election Day Manual Entry Turnout | 0 | 0.00% |
| County Clerk Turnout | 0 | 0.00% |
| Modems Turnout | 0 | 0.00% |
| Total... | 118 | 0.00% |

Democratic Party Registration & Turnout 0

| | | |
|-----------------------------------|-----------|--------------|
| Polling Place Turnout | 78 | 0.00% |
| AVCB Turnout | 0 | 0.00% |
| Election Day Manual Entry Turnout | 0 | 0.00% |
| County Clerk Turnout | 0 | 0.00% |
| Modems Turnout | 0 | 0.00% |
| Total... | 78 | 0.00% |

Rep - President of the United States (Started)

| | | |
|-----------------|------------|----------------|
| Jeb Bush | 0 | 0.00% |
| Ben Carson | 1 | 0.85% |
| Chris Christie | 0 | 0.00% |
| Ted Cruz | 27 | 22.88% |
| Carly Fiorina | 0 | 0.00% |
| Lindsey Graham | 0 | 0.00% |
| Mike Huckabee | 0 | 0.00% |
| John R. Kasich | 34 | 28.81% |
| George Pataki | 0 | 0.00% |
| Rand Paul | 0 | 0.00% |
| Marco Rubio | 9 | 7.63% |
| Rick Santorum | 1 | 0.85% |
| Donald J. Trump | 44 | 37.29% |
| Uncommitted | 2 | 1.69% |
| Total... | 118 | 100.00% |

Dem - President of the United States (Started)

| | | |
|--------------------------|-----------|--------------|
| Hillary Clinton | 30 | 38.46% |
| Roque Rocky De La Fuente | 0 | 0.00% |
| Martin J. O'Malley | 0 | 0.00% |
| Bernie Sanders | 48 | 61.54% |
| Uncommitted | 0 | 0.00% |
| Total... | 78 | 0.00% |

Benzie_March_2016_E

March 8, 2016

Precinct Report

Benzie County

Colfax Township

Registration & Turnout 533

| | | |
|-----------------------------------|------------|---------------|
| Polling Place Turnout | 165 | 30.96% |
| AVCB Turnout | 0 | 0.00% |
| Election Day Manual Entry Turnout | 0 | 0.00% |
| County Clerk Turnout | 0 | 0.00% |
| Modems Turnout | 0 | 0.00% |
| Total... | 165 | 30.96% |

NonPartisan Registration & Turnout 0

| | | |
|-----------------------------------|----------|--------------|
| Polling Place Turnout | 0 | 0.00% |
| AVCB Turnout | 0 | 0.00% |
| Election Day Manual Entry Turnout | 0 | 0.00% |
| County Clerk Turnout | 0 | 0.00% |
| Modems Turnout | 0 | 0.00% |
| Total... | 0 | 0.00% |

Republican Party Registration & Turnout 0

| | | |
|-----------------------------------|-----------|--------------|
| Polling Place Turnout | 93 | 0.00% |
| AVCB Turnout | 0 | 0.00% |
| Election Day Manual Entry Turnout | 0 | 0.00% |
| County Clerk Turnout | 0 | 0.00% |
| Modems Turnout | 0 | 0.00% |
| Total... | 93 | 0.00% |

Democratic Party Registration & Turnout 0

| | | |
|-----------------------------------|-----------|--------------|
| Polling Place Turnout | 72 | 0.00% |
| AVCB Turnout | 0 | 0.00% |
| Election Day Manual Entry Turnout | 0 | 0.00% |
| County Clerk Turnout | 0 | 0.00% |
| Modems Turnout | 0 | 0.00% |
| Total... | 72 | 0.00% |

Rep - President of the United States (Started)

| | | |
|-----------------|-----------|--------------|
| Jeb Bush | 0 | 0.00% |
| Ben Carson | 0 | 0.00% |
| Chris Christie | 0 | 0.00% |
| Ted Cruz | 29 | 31.18% |
| Carly Fiorina | 0 | 0.00% |
| Lindsey Graham | 0 | 0.00% |
| Mike Huckabee | 0 | 0.00% |
| John R. Kasich | 12 | 12.90% |
| George Pataki | 0 | 0.00% |
| Rand Paul | 0 | 0.00% |
| Marco Rubio | 5 | 5.38% |
| Rick Santorum | 0 | 0.00% |
| Donald J. Trump | 47 | 50.54% |
| Uncommitted | 0 | 0.00% |
| Total... | 93 | 0.00% |

Dem - President of the United States (Started)

| | | |
|--------------------------|-----------|----------------|
| Hillary Clinton | 19 | 26.39% |
| Roque Rocky De La Fuente | 0 | 0.00% |
| Martin J. O'Malley | 0 | 0.00% |
| Bernie Sanders | 52 | 72.22% |
| Uncommitted | 1 | 1.39% |
| Total... | 72 | 100.00% |

March 8, 2016

Precinct Report

Benzie County

Crystal Lake Township**Registration & Turnout** 1,057

| | | |
|-----------------------------------|------------|---------------|
| Polling Place Turnout | 439 | 41.53% |
| AVCB Turnout | 0 | 0.00% |
| Election Day Manual Entry Turnout | 0 | 0.00% |
| County Clerk Turnout | 0 | 0.00% |
| Modems Turnout | 0 | 0.00% |
| Total... | 439 | 41.53% |

NonPartisan Registration & Turnout 0

| | | |
|-----------------------------------|----------|--------------|
| Polling Place Turnout | 0 | 0.00% |
| AVCB Turnout | 0 | 0.00% |
| Election Day Manual Entry Turnout | 0 | 0.00% |
| County Clerk Turnout | 0 | 0.00% |
| Modems Turnout | 0 | 0.00% |
| Total... | 0 | 0.00% |

Republican Party Registration & Turnout 0

| | | |
|-----------------------------------|------------|--------------|
| Polling Place Turnout | 224 | 0.00% |
| AVCB Turnout | 0 | 0.00% |
| Election Day Manual Entry Turnout | 0 | 0.00% |
| County Clerk Turnout | 0 | 0.00% |
| Modems Turnout | 0 | 0.00% |
| Total... | 224 | 0.00% |

Democratic Party Registration & Turnout 0

| | | |
|-----------------------------------|------------|--------------|
| Polling Place Turnout | 215 | 0.00% |
| AVCB Turnout | 0 | 0.00% |
| Election Day Manual Entry Turnout | 0 | 0.00% |
| County Clerk Turnout | 0 | 0.00% |
| Modems Turnout | 0 | 0.00% |
| Total... | 215 | 0.00% |

Rep - President of the United States (Started)

| | | |
|-----------------|------------|----------------|
| Jeb Bush | 4 | 1.80% |
| Ben Carson | 2 | 0.90% |
| Chris Christie | 2 | 0.90% |
| Ted Cruz | 37 | 16.67% |
| Carly Fiorina | 2 | 0.90% |
| Lindsey Graham | 0 | 0.00% |
| Mike Huckabee | 1 | 0.45% |
| John R. Kasich | 54 | 24.32% |
| George Pataki | 0 | 0.00% |
| Rand Paul | 1 | 0.45% |
| Marco Rubio | 27 | 12.16% |
| Rick Santorum | 0 | 0.00% |
| Donald J. Trump | 90 | 40.54% |
| Uncommitted | 2 | 0.90% |
| Total... | 222 | 100.00% |

Dem - President of the United States (Started)

| | | |
|--------------------------|------------|----------------|
| Hillary Clinton | 98 | 45.58% |
| Roque Rocky De La Fuente | 0 | 0.00% |
| Martin J. O'Malley | 1 | 0.47% |
| Bernie Sanders | 114 | 53.02% |
| Uncommitted | 2 | 0.93% |
| Total... | 215 | 100.00% |

March 8, 2016

Precinct Report

Benzie County

Gilmore Township**Registration & Turnout** 646

| | | |
|-----------------------------------|------------|---------------|
| Polling Place Turnout | 288 | 44.58% |
| AVCB Turnout | 0 | 0.00% |
| Election Day Manual Entry Turnout | 0 | 0.00% |
| County Clerk Turnout | 0 | 0.00% |
| Modems Turnout | 0 | 0.00% |
| Total... | 288 | 44.58% |

NonPartisan Registration & Turnout 0

| | | |
|-----------------------------------|----------|--------------|
| Polling Place Turnout | 0 | 0.00% |
| AVCB Turnout | 0 | 0.00% |
| Election Day Manual Entry Turnout | 0 | 0.00% |
| County Clerk Turnout | 0 | 0.00% |
| Modems Turnout | 0 | 0.00% |
| Total... | 0 | 0.00% |

Republican Party Registration & Turnout 0

| | | |
|-----------------------------------|------------|--------------|
| Polling Place Turnout | 132 | 0.00% |
| AVCB Turnout | 0 | 0.00% |
| Election Day Manual Entry Turnout | 0 | 0.00% |
| County Clerk Turnout | 0 | 0.00% |
| Modems Turnout | 0 | 0.00% |
| Total... | 132 | 0.00% |

Democratic Party Registration & Turnout 0

| | | |
|-----------------------------------|------------|--------------|
| Polling Place Turnout | 156 | 0.00% |
| AVCB Turnout | 0 | 0.00% |
| Election Day Manual Entry Turnout | 0 | 0.00% |
| County Clerk Turnout | 0 | 0.00% |
| Modems Turnout | 0 | 0.00% |
| Total... | 156 | 0.00% |

Rep - President of the United States (Started)

| | | |
|-----------------|------------|----------------|
| Jeb Bush | 3 | 2.27% |
| Ben Carson | 7 | 5.30% |
| Chris Christie | 0 | 0.00% |
| Ted Cruz | 30 | 22.73% |
| Carly Fiorina | 0 | 0.00% |
| Lindsey Graham | 1 | 0.76% |
| Mike Huckabee | 1 | 0.76% |
| John R. Kasich | 23 | 17.42% |
| George Pataki | 0 | 0.00% |
| Rand Paul | 0 | 0.00% |
| Marco Rubio | 7 | 5.30% |
| Rick Santorum | 0 | 0.00% |
| Donald J. Trump | 58 | 43.94% |
| Uncommitted | 2 | 1.52% |
| Total... | 132 | 100.00% |

Dem - President of the United States (Started)

| | | |
|--------------------------|------------|----------------|
| Hillary Clinton | 62 | 39.74% |
| Roque Rocky De La Fuente | 0 | 0.00% |
| Martin J. O'Malley | 0 | 0.00% |
| Bernie Sanders | 92 | 58.97% |
| Uncommitted | 2 | 1.28% |
| Total... | 156 | 100.00% |

Benzie_March_2016_E

March 8, 2016

Precinct Report

Benzie County

Homestead Township

Registration & Turnout 1,909

| | | |
|-----------------------------------|------------|---------------|
| Polling Place Turnout | 647 | 33.89% |
| AVCB Turnout | 0 | 0.00% |
| Election Day Manual Entry Turnout | 0 | 0.00% |
| County Clerk Turnout | 0 | 0.00% |
| Modems Turnout | 0 | 0.00% |
| Total... | 647 | 33.89% |

NonPartisan Registration & Turnout 0

| | | |
|-----------------------------------|----------|--------------|
| Polling Place Turnout | 0 | 0.00% |
| AVCB Turnout | 0 | 0.00% |
| Election Day Manual Entry Turnout | 0 | 0.00% |
| County Clerk Turnout | 0 | 0.00% |
| Modems Turnout | 0 | 0.00% |
| Total... | 0 | 0.00% |

Republican Party Registration & Turnout 0

| | | |
|-----------------------------------|------------|--------------|
| Polling Place Turnout | 360 | 0.00% |
| AVCB Turnout | 0 | 0.00% |
| Election Day Manual Entry Turnout | 0 | 0.00% |
| County Clerk Turnout | 0 | 0.00% |
| Modems Turnout | 0 | 0.00% |
| Total... | 360 | 0.00% |

Democratic Party Registration & Turnout 0

| | | |
|-----------------------------------|------------|--------------|
| Polling Place Turnout | 287 | 0.00% |
| AVCB Turnout | 0 | 0.00% |
| Election Day Manual Entry Turnout | 0 | 0.00% |
| County Clerk Turnout | 0 | 0.00% |
| Modems Turnout | 0 | 0.00% |
| Total... | 287 | 0.00% |

Rep - President of the United States (Started)

| | | |
|-----------------|------------|----------------|
| Jeb Bush | 2 | 0.56% |
| Ben Carson | 12 | 3.34% |
| Chris Christie | 2 | 0.56% |
| Ted Cruz | 94 | 26.18% |
| Carly Fiorina | 0 | 0.00% |
| Lindsey Graham | 0 | 0.00% |
| Mike Huckabee | 1 | 0.28% |
| John R. Kasich | 56 | 15.60% |
| George Pataki | 1 | 0.28% |
| Rand Paul | 2 | 0.56% |
| Marco Rubio | 29 | 8.08% |
| Rick Santorum | 1 | 0.28% |
| Donald J. Trump | 149 | 41.50% |
| Uncommitted | 10 | 2.79% |
| Total... | 359 | 100.00% |

Dem - President of the United States (Started)

| | | |
|--------------------------|------------|----------------|
| Hillary Clinton | 60 | 21.05% |
| Roque Rocky De La Fuente | 0 | 0.00% |
| Martin J. O'Malley | 0 | 0.00% |
| Bernie Sanders | 214 | 75.09% |
| Uncommitted | 11 | 3.86% |
| Total... | 285 | 100.00% |

Benzie_March_2016_E

March 8, 2016

Precinct Report

Benzie County

Inland Township

Registration & Turnout 1,637

| | | |
|-----------------------------------|------------|---------------|
| Polling Place Turnout | 656 | 40.07% |
| AVCB Turnout | 0 | 0.00% |
| Election Day Manual Entry Turnout | 0 | 0.00% |
| County Clerk Turnout | 0 | 0.00% |
| Modems Turnout | 0 | 0.00% |
| Total... | 656 | 40.07% |

NonPartisan Registration & Turnout 0

| | | |
|-----------------------------------|----------|--------------|
| Polling Place Turnout | 0 | 0.00% |
| AVCB Turnout | 0 | 0.00% |
| Election Day Manual Entry Turnout | 0 | 0.00% |
| County Clerk Turnout | 0 | 0.00% |
| Modems Turnout | 0 | 0.00% |
| Total... | 0 | 0.00% |

Republican Party Registration & Turnout 0

| | | |
|-----------------------------------|------------|--------------|
| Polling Place Turnout | 403 | 0.00% |
| AVCB Turnout | 0 | 0.00% |
| Election Day Manual Entry Turnout | 0 | 0.00% |
| County Clerk Turnout | 0 | 0.00% |
| Modems Turnout | 0 | 0.00% |
| Total... | 403 | 0.00% |

Democratic Party Registration & Turnout 0

| | | |
|-----------------------------------|------------|--------------|
| Polling Place Turnout | 253 | 0.00% |
| AVCB Turnout | 0 | 0.00% |
| Election Day Manual Entry Turnout | 0 | 0.00% |
| County Clerk Turnout | 0 | 0.00% |
| Modems Turnout | 0 | 0.00% |
| Total... | 253 | 0.00% |

Rep - President of the United States (Started)

| | | |
|-----------------|------------|----------------|
| Jeb Bush | 2 | 0.50% |
| Ben Carson | 6 | 1.49% |
| Chris Christie | 2 | 0.50% |
| Ted Cruz | 107 | 26.62% |
| Carly Fiorina | 1 | 0.25% |
| Lindsey Graham | 0 | 0.00% |
| Mike Huckabee | 1 | 0.25% |
| John R. Kasich | 70 | 17.41% |
| George Pataki | 0 | 0.00% |
| Rand Paul | 1 | 0.25% |
| Marco Rubio | 27 | 6.72% |
| Rick Santorum | 2 | 0.50% |
| Donald J. Trump | 178 | 44.28% |
| Uncommitted | 5 | 1.24% |
| Total... | 402 | 100.00% |

Dem - President of the United States (Started)

| | | |
|--------------------------|------------|----------------|
| Hillary Clinton | 88 | 34.78% |
| Roque Rocky De La Fuente | 0 | 0.00% |
| Martin J. O'Malley | 0 | 0.00% |
| Bernie Sanders | 158 | 62.45% |
| Uncommitted | 7 | 2.77% |
| Total... | 253 | 100.00% |

March 8, 2016

Precinct Report

Benzie County

Joyfield Township**Registration & Turnout** 625

| | | |
|-----------------------------------|------------|---------------|
| Polling Place Turnout | 251 | 40.16% |
| AVCB Turnout | 0 | 0.00% |
| Election Day Manual Entry Turnout | 0 | 0.00% |
| County Clerk Turnout | 0 | 0.00% |
| Modems Turnout | 0 | 0.00% |
| Total... | 251 | 40.16% |

NonPartisan Registration & Turnout 0

| | | |
|-----------------------------------|----------|--------------|
| Polling Place Turnout | 0 | 0.00% |
| AVCB Turnout | 0 | 0.00% |
| Election Day Manual Entry Turnout | 0 | 0.00% |
| County Clerk Turnout | 0 | 0.00% |
| Modems Turnout | 0 | 0.00% |
| Total... | 0 | 0.00% |

Republican Party Registration & Turnout 0

| | | |
|-----------------------------------|------------|--------------|
| Polling Place Turnout | 144 | 0.00% |
| AVCB Turnout | 0 | 0.00% |
| Election Day Manual Entry Turnout | 0 | 0.00% |
| County Clerk Turnout | 0 | 0.00% |
| Modems Turnout | 0 | 0.00% |
| Total... | 144 | 0.00% |

Democratic Party Registration & Turnout 0

| | | |
|-----------------------------------|------------|--------------|
| Polling Place Turnout | 107 | 0.00% |
| AVCB Turnout | 0 | 0.00% |
| Election Day Manual Entry Turnout | 0 | 0.00% |
| County Clerk Turnout | 0 | 0.00% |
| Modems Turnout | 0 | 0.00% |
| Total... | 107 | 0.00% |

Rep - President of the United States (Started)

| | | |
|-----------------|------------|--------------|
| Jeb Bush | 1 | 0.69% |
| Ben Carson | 1 | 0.69% |
| Chris Christie | 0 | 0.00% |
| Ted Cruz | 49 | 34.03% |
| Carly Fiorina | 1 | 0.69% |
| Lindsey Graham | 0 | 0.00% |
| Mike Huckabee | 0 | 0.00% |
| John R. Kasich | 23 | 15.97% |
| George Pataki | 0 | 0.00% |
| Rand Paul | 0 | 0.00% |
| Marco Rubio | 9 | 6.25% |
| Rick Santorum | 0 | 0.00% |
| Donald J. Trump | 60 | 41.67% |
| Uncommitted | 0 | 0.00% |
| Total... | 144 | 0.00% |

Dem - President of the United States (Started)

| | | |
|--------------------------|------------|----------------|
| Hillary Clinton | 36 | 33.64% |
| Roque Rocky De La Fuente | 0 | 0.00% |
| Martin J. O'Malley | 0 | 0.00% |
| Bernie Sanders | 70 | 65.42% |
| Uncommitted | 1 | 0.93% |
| Total... | 107 | 100.00% |

March 8, 2016

Precinct Report

Benzie County

Lake Township**Registration & Turnout** 756

| | | |
|-----------------------------------|------------|---------------|
| Polling Place Turnout | 314 | 41.53% |
| AVCB Turnout | 0 | 0.00% |
| Election Day Manual Entry Turnout | 0 | 0.00% |
| County Clerk Turnout | 0 | 0.00% |
| Modems Turnout | 0 | 0.00% |
| Total... | 314 | 41.53% |

NonPartisan Registration & Turnout 0

| | | |
|-----------------------------------|----------|--------------|
| Polling Place Turnout | 0 | 0.00% |
| AVCB Turnout | 0 | 0.00% |
| Election Day Manual Entry Turnout | 0 | 0.00% |
| County Clerk Turnout | 0 | 0.00% |
| Modems Turnout | 0 | 0.00% |
| Total... | 0 | 0.00% |

Republican Party Registration & Turnout 0

| | | |
|-----------------------------------|------------|--------------|
| Polling Place Turnout | 190 | 0.00% |
| AVCB Turnout | 0 | 0.00% |
| Election Day Manual Entry Turnout | 0 | 0.00% |
| County Clerk Turnout | 0 | 0.00% |
| Modems Turnout | 0 | 0.00% |
| Total... | 190 | 0.00% |

Democratic Party Registration & Turnout 0

| | | |
|-----------------------------------|------------|--------------|
| Polling Place Turnout | 124 | 0.00% |
| AVCB Turnout | 0 | 0.00% |
| Election Day Manual Entry Turnout | 0 | 0.00% |
| County Clerk Turnout | 0 | 0.00% |
| Modems Turnout | 0 | 0.00% |
| Total... | 124 | 0.00% |

Rep - President of the United States (Started)

| | | |
|-----------------|------------|----------------|
| Jeb Bush | 2 | 1.05% |
| Ben Carson | 0 | 0.00% |
| Chris Christie | 1 | 0.53% |
| Ted Cruz | 22 | 11.58% |
| Carly Fiorina | 0 | 0.00% |
| Lindsey Graham | 0 | 0.00% |
| Mike Huckabee | 0 | 0.00% |
| John R. Kasich | 71 | 37.37% |
| George Pataki | 0 | 0.00% |
| Rand Paul | 0 | 0.00% |
| Marco Rubio | 34 | 17.89% |
| Rick Santorum | 1 | 0.53% |
| Donald J. Trump | 58 | 30.53% |
| Uncommitted | 1 | 0.53% |
| Total... | 190 | 100.00% |

Dem - President of the United States (Started)

| | | |
|--------------------------|------------|----------------|
| Hillary Clinton | 63 | 50.81% |
| Roque Rocky De La Fuente | 0 | 0.00% |
| Martin J. O'Malley | 0 | 0.00% |
| Bernie Sanders | 59 | 47.58% |
| Uncommitted | 2 | 1.61% |
| Total... | 124 | 100.00% |

March 8, 2016

Precinct Report

Benzie County

Platte Township

Registration & Turnout 312

| | | |
|-----------------------------------|------------|---------------|
| Polling Place Turnout | 157 | 50.32% |
| AVCB Turnout | 0 | 0.00% |
| Election Day Manual Entry Turnout | 0 | 0.00% |
| County Clerk Turnout | 0 | 0.00% |
| Modems Turnout | 0 | 0.00% |
| Total... | 157 | 50.32% |

NonPartisan Registration & Turnout 0

| | | |
|-----------------------------------|----------|--------------|
| Polling Place Turnout | 0 | 0.00% |
| AVCB Turnout | 0 | 0.00% |
| Election Day Manual Entry Turnout | 0 | 0.00% |
| County Clerk Turnout | 0 | 0.00% |
| Modems Turnout | 0 | 0.00% |
| Total... | 0 | 0.00% |

Republican Party Registration & Turnout 0

| | | |
|-----------------------------------|-----------|--------------|
| Polling Place Turnout | 72 | 0.00% |
| AVCB Turnout | 0 | 0.00% |
| Election Day Manual Entry Turnout | 0 | 0.00% |
| County Clerk Turnout | 0 | 0.00% |
| Modems Turnout | 0 | 0.00% |
| Total... | 72 | 0.00% |

Democratic Party Registration & Turnout 0

| | | |
|-----------------------------------|-----------|--------------|
| Polling Place Turnout | 85 | 0.00% |
| AVCB Turnout | 0 | 0.00% |
| Election Day Manual Entry Turnout | 0 | 0.00% |
| County Clerk Turnout | 0 | 0.00% |
| Modems Turnout | 0 | 0.00% |
| Total... | 85 | 0.00% |

Rep - President of the United States (Started)

| | | |
|-----------------|-----------|--------------|
| Jeb Bush | 2 | 2.78% |
| Ben Carson | 0 | 0.00% |
| Chris Christie | 0 | 0.00% |
| Ted Cruz | 22 | 30.56% |
| Carly Fiorina | 0 | 0.00% |
| Lindsey Graham | 1 | 1.39% |
| Mike Huckabee | 0 | 0.00% |
| John R. Kasich | 9 | 12.50% |
| George Pataki | 0 | 0.00% |
| Rand Paul | 0 | 0.00% |
| Marco Rubio | 4 | 5.56% |
| Rick Santorum | 0 | 0.00% |
| Donald J. Trump | 34 | 47.22% |
| Uncommitted | 0 | 0.00% |
| Total... | 72 | 0.00% |

Dem - President of the United States (Started)

| | | |
|--------------------------|-----------|----------------|
| Hillary Clinton | 21 | 24.71% |
| Roque Rocky De La Fuente | 0 | 0.00% |
| Martin J. O'Malley | 0 | 0.00% |
| Bernie Sanders | 62 | 72.94% |
| Uncommitted | 2 | 2.35% |
| Total... | 85 | 100.00% |

March 8, 2016

Precinct Report

Benzie County

Weldon Township**Registration & Turnout** 481

| | | |
|-----------------------------------|------------|---------------|
| Polling Place Turnout | 173 | 35.97% |
| AVCB Turnout | 0 | 0.00% |
| Election Day Manual Entry Turnout | 0 | 0.00% |
| County Clerk Turnout | 0 | 0.00% |
| Modems Turnout | 0 | 0.00% |
| Total... | 173 | 35.97% |

NonPartisan Registration & Turnout 0

| | | |
|-----------------------------------|----------|--------------|
| Polling Place Turnout | 0 | 0.00% |
| AVCB Turnout | 0 | 0.00% |
| Election Day Manual Entry Turnout | 0 | 0.00% |
| County Clerk Turnout | 0 | 0.00% |
| Modems Turnout | 0 | 0.00% |
| Total... | 0 | 0.00% |

Republican Party Registration & Turnout 0

| | | |
|-----------------------------------|------------|--------------|
| Polling Place Turnout | 106 | 0.00% |
| AVCB Turnout | 0 | 0.00% |
| Election Day Manual Entry Turnout | 0 | 0.00% |
| County Clerk Turnout | 0 | 0.00% |
| Modems Turnout | 0 | 0.00% |
| Total... | 106 | 0.00% |

Democratic Party Registration & Turnout 0

| | | |
|-----------------------------------|-----------|--------------|
| Polling Place Turnout | 67 | 0.00% |
| AVCB Turnout | 0 | 0.00% |
| Election Day Manual Entry Turnout | 0 | 0.00% |
| County Clerk Turnout | 0 | 0.00% |
| Modems Turnout | 0 | 0.00% |
| Total... | 67 | 0.00% |

Rep - President of the United States (Started)

| | | |
|-----------------|------------|----------------|
| Jeb Bush | 0 | 0.00% |
| Ben Carson | 2 | 1.89% |
| Chris Christie | 0 | 0.00% |
| Ted Cruz | 21 | 19.81% |
| Carly Fiorina | 0 | 0.00% |
| Lindsey Graham | 0 | 0.00% |
| Mike Huckabee | 2 | 1.89% |
| John R. Kasich | 22 | 20.75% |
| George Pataki | 0 | 0.00% |
| Rand Paul | 0 | 0.00% |
| Marco Rubio | 7 | 6.60% |
| Rick Santorum | 0 | 0.00% |
| Donald J. Trump | 50 | 47.17% |
| Uncommitted | 2 | 1.89% |
| Total... | 106 | 100.00% |

Dem - President of the United States (Started)

| | | |
|--------------------------|-----------|----------------|
| Hillary Clinton | 22 | 32.84% |
| Roque Rocky De La Fuente | 0 | 0.00% |
| Martin J. O'Malley | 0 | 0.00% |
| Bernie Sanders | 44 | 65.67% |
| Uncommitted | 1 | 1.49% |
| Total... | 67 | 100.00% |

March 8, 2016

Precinct Report

Benzie County

City of Frankfort**Registration & Turnout** 1,043

| | | |
|-----------------------------------|------------|---------------|
| Polling Place Turnout | 401 | 38.45% |
| AVCB Turnout | 0 | 0.00% |
| Election Day Manual Entry Turnout | 0 | 0.00% |
| County Clerk Turnout | 0 | 0.00% |
| Modems Turnout | 0 | 0.00% |
| Total... | 401 | 38.45% |

NonPartisan Registration & Turnout 0

| | | |
|-----------------------------------|----------|--------------|
| Polling Place Turnout | 0 | 0.00% |
| AVCB Turnout | 0 | 0.00% |
| Election Day Manual Entry Turnout | 0 | 0.00% |
| County Clerk Turnout | 0 | 0.00% |
| Modems Turnout | 0 | 0.00% |
| Total... | 0 | 0.00% |

Republican Party Registration & Turnout 0

| | | |
|-----------------------------------|------------|--------------|
| Polling Place Turnout | 203 | 0.00% |
| AVCB Turnout | 0 | 0.00% |
| Election Day Manual Entry Turnout | 0 | 0.00% |
| County Clerk Turnout | 0 | 0.00% |
| Modems Turnout | 0 | 0.00% |
| Total... | 203 | 0.00% |

Democratic Party Registration & Turnout 0

| | | |
|-----------------------------------|------------|--------------|
| Polling Place Turnout | 198 | 0.00% |
| AVCB Turnout | 0 | 0.00% |
| Election Day Manual Entry Turnout | 0 | 0.00% |
| County Clerk Turnout | 0 | 0.00% |
| Modems Turnout | 0 | 0.00% |
| Total... | 198 | 0.00% |

Rep - President of the United States (Started)

| | | |
|-----------------|------------|----------------|
| Jeb Bush | 2 | 1.00% |
| Ben Carson | 5 | 2.49% |
| Chris Christie | 0 | 0.00% |
| Ted Cruz | 36 | 17.91% |
| Carly Fiorina | 0 | 0.00% |
| Lindsey Graham | 0 | 0.00% |
| Mike Huckabee | 0 | 0.00% |
| John R. Kasich | 72 | 35.82% |
| George Pataki | 0 | 0.00% |
| Rand Paul | 1 | 0.50% |
| Marco Rubio | 14 | 6.97% |
| Rick Santorum | 1 | 0.50% |
| Donald J. Trump | 67 | 33.33% |
| Uncommitted | 3 | 1.49% |
| Total... | 201 | 100.00% |

Dem - President of the United States (Started)

| | | |
|--------------------------|------------|----------------|
| Hillary Clinton | 84 | 42.42% |
| Roque Rocky De La Fuente | 0 | 0.00% |
| Martin J. O'Malley | 0 | 0.00% |
| Bernie Sanders | 113 | 57.07% |
| Uncommitted | 1 | 0.51% |
| Total... | 198 | 100.00% |

Michigan March 2016 Presidential Primary Election

| 3/8/2016 | | | | | | | | | | | | |
|--------------------|--------------------------|------------------|------------------|-------------------------|---------------------|-----------------------|---------------------------|---------------------|--------------------------|---------------------------|--------------------------|---|
| Local Zeros Page | | | | | | | | | | | | |
| Local Results Page | | | | | | | | | | | | |
| EM Test Homepage | | | | | | | | | | | | |
| Order | Precinct | # of Reg. Voters | Poll Book Totals | % Voters (per Precinct) | Jeb Bush Republican | Ben Carson Republican | Chris Christie Republican | Ted Cruz Republican | Carly Fiorina Republican | Lindsey Graham Republican | Mike Huckabee Republican | |
| 1 | City of Benton Harbor #1 | 5200001 | 2792 | 264 | 9.46% | 0 | 0 | 6 | 0 | 0 | 0 | 0 |
| 2 | City of Benton Harbor #2 | 5200002 | 1988 | 172 | 8.65% | 0 | 0 | 2 | 0 | 0 | 0 | 0 |
| 3 | City of Benton Harbor #3 | 5200003 | 2510 | 267 | 10.64% | 0 | 0 | 0 | 0 | 0 | 0 | 0 |
| 4 | City of Benton Harbor #4 | 5200004 | 2547 | 274 | 10.76% | 1 | 1 | 3 | 0 | 0 | 0 | 0 |
| 5 | AVCB | 5200901 | N/A | 161 | N/A | 3 | 0 | 2 | 0 | 0 | 0 | 0 |
| 6 | City of Bridgman | 5400001 | 1717 | 541 | 31.51% | 9 | 0 | 103 | 0 | 0 | 0 | 0 |
| 7 | City of Buchanan #1 | 5600001 | 1940 | 450 | 23.20% | 2 | 1 | 103 | 2 | 0 | 1 | 1 |
| 8 | City of Buchanan #2 | 5600002 | 1368 | 383 | 28.00% | 3 | 0 | 78 | 0 | 0 | 0 | 0 |
| 9 | City of Coloma | 5800001 | 1172 | 326 | 27.82% | 2 | 0 | 54 | 1 | 0 | 0 | 0 |
| 10 | City of New Buffalo | 6000001 | 1649 | 458 | 27.77% | 4 | 1 | 47 | 1 | 0 | 1 | 1 |
| 11 | City of Niles #1 | 6200001 | 2037 | 351 | 17.23% | 4 | 0 | 72 | 0 | 0 | 0 | 0 |
| 12 | City of Niles #2 | 6200002 | 2383 | 529 | 22.20% | 5 | 4 | 110 | 0 | 0 | 1 | 1 |
| 13 | City of Niles #3 | 6200003 | 2290 | 403 | 17.60% | 1 | 0 | 71 | 0 | 0 | 1 | 1 |
| 14 | City of Niles #4 | 6200004 | 2360 | 678 | 28.73% | 6 | 2 | 167 | 1 | 1 | 3 | 3 |
| 15 | City of St. Joseph #1 | 6400001 | 2399 | 719 | 29.97% | 2 | 0 | 96 | 0 | 0 | 1 | 1 |
| 16 | City of St. Joseph #2 | 6400002 | 2258 | 740 | 32.77% | 1 | 3 | 115 | 0 | 0 | 0 | 0 |
| 17 | City of St. Joseph #3 | 6400003 | 2022 | 566 | 27.99% | 1 | 0 | 66 | 0 | 0 | 0 | 0 |
| 18 | AVCB | 6400901 | N/A | 413 | N/A | 17 | 3 | 43 | 0 | 0 | 0 | 0 |
| 19 | City of Watervliet | 6600001 | 1235 | 301 | 24.37% | 0 | 1 | 58 | 1 | 0 | 0 | 0 |
| 20 | Bainbridge | 0200001 | 2045 | 747 | 36.53% | 8 | 4 | 177 | 0 | 0 | 2 | 2 |
| 21 | Baroda | 0400001 | 2206 | 751 | 34.04% | 12 | 2 | 160 | 0 | 0 | 4 | 4 |
| 22 | Benton Charter #1 | 0600001 | 2786 | 507 | 18.20% | 2 | 1 | 51 | 0 | 0 | 1 | 1 |
| 23 | Benton Charter #2 | 0600002 | 2193 | 256 | 11.67% | 0 | 1 | 11 | 0 | 0 | 0 | 0 |
| 24 | Benton Charter #3 | 0600003 | 1102 | 311 | 28.22% | 2 | 1 | 29 | 1 | 0 | 0 | 0 |
| 25 | Benton Charter #4 | 0600004 | 1595 | 464 | 29.09% | 7 | 3 | 58 | 0 | 0 | 0 | 0 |
| 26 | Benton Charter #5 | 0600005 | 2506 | 399 | 15.92% | 2 | 0 | 35 | 0 | 0 | 0 | 0 |
| 27 | Benton Charter #6 | 0600006 | 2498 | 442 | 17.68% | 4 | 0 | 26 | 0 | 0 | 0 | 0 |
| 28 | Berrien #1 | 0800001 | 1864 | 651 | 34.92% | 2 | 2 | 170 | 0 | 0 | 0 | 0 |
| 29 | Berrien #2 | 0800002 | 1617 | 447 | 27.64% | 4 | 0 | 117 | 0 | 0 | 0 | 0 |
| 30 | Bertrand | 1000001 | 2161 | 693 | 32.07% | 3 | 3 | 211 | 1 | 0 | 0 | 0 |
| 31 | Buchanan | 1200001 | 2562 | 839 | 32.75% | 5 | 2 | 236 | 3 | 0 | 1 | 1 |
| 32 | Chikaming | 1400001 | 2649 | 998 | 37.67% | 7 | 1 | 180 | 2 | 0 | 2 | 2 |
| 33 | Coloma Charter #1 | 1600001 | 2225 | 641 | 28.81% | 4 | 1 | 134 | 0 | 0 | 0 | 0 |
| 34 | Coloma Charter #2 | 1600002 | 1866 | 510 | 27.33% | 2 | 2 | 90 | 0 | 0 | 2 | 2 |
| 35 | Gallen | 1800001 | 1196 | 389 | 32.53% | 0 | 1 | 64 | 1 | 0 | 0 | 0 |
| 36 | Hagar #1 | 2000001 | 1260 | 399 | 31.67% | 1 | 0 | 53 | 0 | 0 | 0 | 0 |
| 37 | Hagar #2 | 2000002 | 1470 | 433 | 29.46% | 2 | 1 | 61 | 0 | 0 | 1 | 1 |
| 38 | Lake Charter | 2200001 | 2448 | 922 | 37.66% | 6 | 4 | 163 | 1 | 0 | 1 | 1 |
| 39 | Lincoln Charter #1 | 2400001 | 2442 | 807 | 33.05% | 2 | 2 | 200 | 0 | 1 | 2 | 2 |
| 40 | Lincoln Charter #2 | 2400002 | 1707 | 467 | 27.38% | 3 | 0 | 102 | 1 | 0 | 0 | 0 |
| 41 | Lincoln Charter #3 | 2400003 | 2527 | 661 | 26.16% | 1 | 1 | 137 | 1 | 0 | 1 | 1 |
| 42 | Lincoln Charter #4 | 2400004 | 2155 | 748 | 34.71% | 1 | 0 | 191 | 0 | 0 | 0 | 0 |
| 43 | Lincoln Charter #5 | 2400005 | 1403 | 454 | 32.36% | 0 | 0 | 107 | 0 | 0 | 1 | 1 |
| 44 | Lincoln Charter #6 | 2400006 | 1342 | 363 | 27.05% | 0 | 0 | 70 | 0 | 0 | 2 | 2 |
| 45 | AVCB | 2400901 | N/A | 1024 | N/A | 24 | 11 | 105 | 2 | 0 | 1 | 1 |
| 46 | New Buffalo | 2600001 | 1987 | 540 | 27.18% | 1 | 0 | 46 | 0 | 1 | 2 | 2 |

| | | | | | | | | | | | |
|--------------------|--------------------------|------------------|------------------|-------------------------|---------------------|-----------------------|---------------------------|---------------------|--------------------------|---------------------------|--------------------------|
| 3/8/2016 | | | | | | | | | | | |
| Local Zeros Page | | | | | | | | | | | |
| Local Results Page | | | | | | | | | | | |
| EM Test Homepage | | | | | | | | | | | |
| Order | Precinct | # of Reg. Voters | Poll Book Totals | % Voters (Per Precinct) | Jeb Bush Republican | Ben Carson Republican | Chris Christie Republican | Ted Cruz Republican | Carly Fiorina Republican | Lindsey Graham Republican | Mike Huckabee Republican |
| | 47 Niles Charter #1 | 2800001 | 1939 | 32.96% | 2 | 7 | 0 | 164 | 0 | 1 | 0 |
| | 48 Niles Charter #2 | 2800002 | 1889 | 20.96% | 0 | 7 | 1 | 90 | 0 | 1 | 0 |
| | 49 Niles Charter #3 | 2800003 | 2584 | 25.64% | 3 | 9 | 0 | 166 | 0 | 0 | 1 |
| | 50 Niles Charter #4 | 2800004 | 2557 | 22.92% | 2 | 5 | 0 | 117 | 0 | 0 | 3 |
| | 51 Niles Charter #5 | 2800005 | 1908 | 37.11% | 4 | 7 | 1 | 170 | 1 | 1 | 1 |
| | 52 Oronoko Charter #1 | 3000001 | 2035 | 45.16% | 8 | 51 | 4 | 196 | 0 | 0 | 1 |
| | 53 Oronoko Charter #2 | 3000002 | 1269 | 28.20% | 10 | 17 | 0 | 56 | 0 | 0 | 1 |
| | 54 Oronoko Charter #3 | 3000003 | 2303 | 22.58% | 6 | 34 | 0 | 107 | 0 | 0 | 1 |
| | 55 Pilestone | 3200001 | 1720 | 29.01% | 4 | 5 | 0 | 126 | 0 | 0 | 1 |
| | 56 Royallton #1 | 3400001 | 1771 | 41.05% | 6 | 14 | 1 | 151 | 0 | 0 | 0 |
| | 57 Royallton #2 | 3400002 | 2057 | 35.39% | 1 | 1 | 1 | 167 | 0 | 0 | 2 |
| | 58 St. Joseph Charter #1 | 3800001 | 2689 | 26.29% | 4 | 1 | 1 | 96 | 0 | 0 | 0 |
| | 59 St. Joseph Charter #2 | 3800002 | 1734 | 29.87% | 0 | 3 | 0 | 99 | 0 | 0 | 0 |
| | 60 St. Joseph Charter #3 | 3800003 | 1413 | 32.13% | 3 | 5 | 0 | 112 | 0 | 0 | 0 |
| | 61 St. Joseph Charter #4 | 3800004 | 2634 | 29.08% | 0 | 8 | 0 | 176 | 0 | 0 | 0 |
| | 62 AVCB 3800901 | N/A | 554 | N/A | 21 | 20 | 4 | 72 | 0 | 0 | 1 |
| | 63 Sodis | 3600001 | 1799 | 29.63% | 6 | 5 | 0 | 119 | 0 | 0 | 1 |
| | 64 Three Oaks | 4000001 | 2334 | 25.24% | 3 | 5 | 0 | 98 | 0 | 0 | 0 |
| | 65 Waterliet | 4200001 | 2380 | 24.37% | 1 | 5 | 0 | 111 | 3 | 0 | 0 |
| | 66 Weesaw | 4400001 | 1620 | 26.98% | 2 | 4 | 1 | 71 | 0 | 0 | 0 |
| | Totals | 124914 | 35697 | | 252 | 481 | 73 | 6835 | 25 | 8 | 48 |
| | Registered Voters | 124914 | | | | | | | | | |
| | % of Voter Turnout | 28.58% | | | | | | | | | |

| March 2016 Presidential Primary Election | | | | | | | | | |
|--|------------------|------------------|-------------------------|---------------------------|--------------------------|----------------------|------------------------|--------------------------|----------------------------|
| President of the United States | | | | | | | | | |
| 1 position per party | | | | | | | | | |
| Precinct | # of Reg. Voters | Poll Book Totals | % Voters (Per Precinct) | John R. Kasich Republican | George Pataki Republican | Rand Paul Republican | Marco Rubio Republican | Rick Santorum Republican | Donald J. Trump Republican |
| City of Benton Harbor #1 | 5200001 | 2792 | 9.46% | 2 | 0 | 0 | 0 | 0 | 6 |
| City of Benton Harbor #2 | 5200002 | 1988 | 8.65% | 0 | 0 | 0 | 0 | 0 | 3 |
| City of Benton Harbor #3 | 5200003 | 2510 | 10.64% | 1 | 0 | 1 | 0 | 0 | 0 |
| City of Benton Harbor #4 | 5200004 | 2347 | 10.76% | 5 | 0 | 0 | 6 | 0 | 8 |
| AVCB | 5200901 | N/A | N/A | 1 | 0 | 0 | 0 | 0 | 1 |
| City of Bridgman | 5400001 | 1717 | 31.51% | 82 | 0 | 2 | 41 | 2 | 130 |
| City of Buchanan #1 | 5600001 | 1940 | 23.20% | 39 | 0 | 2 | 17 | 1 | 87 |
| City of Buchanan #2 | 5600002 | 1368 | 28.00% | 28 | 0 | 0 | 21 | 0 | 89 |
| City of Coloma | 5800001 | 1172 | 27.82% | 46 | 0 | 0 | 21 | 1 | 89 |
| City of New Buffalo | 6000001 | 1649 | 27.77% | 58 | 0 | 0 | 27 | 0 | 109 |
| City of Niles #1 | 6200001 | 2037 | 17.23% | 18 | 0 | 0 | 11 | 0 | 60 |
| City of Niles #2 | 6200002 | 2383 | 22.20% | 27 | 0 | 0 | 22 | 0 | 95 |
| City of Niles #3 | 6200003 | 2290 | 17.60% | 19 | 0 | 1 | 13 | 0 | 81 |
| City of Niles #4 | 6200004 | 2360 | 28.73% | 63 | 1 | 1 | 42 | 1 | 133 |
| City of St. Joseph #1 | 6400001 | 2399 | 29.97% | 137 | 0 | 1 | 51 | 0 | 123 |
| City of St. Joseph #2 | 6400002 | 2258 | 32.77% | 121 | 0 | 3 | 46 | 1 | 109 |
| City of St. Joseph #3 | 6400003 | 2022 | 27.99% | 79 | 0 | 2 | 45 | 0 | 81 |
| AVCB | 6400901 | N/A | N/A | 48 | 0 | 0 | 62 | 0 | 87 |
| City of Watervliet | 6600001 | 1235 | 24.37% | 30 | 0 | 1 | 14 | 1 | 85 |
| Bainbridge | 0200001 | 2045 | 36.53% | 102 | 0 | 1 | 66 | 2 | 214 |
| Baroda | 0400001 | 2206 | 34.04% | 95 | 0 | 0 | 53 | 0 | 220 |
| Benton Charter #1 | 0600001 | 2786 | 18.20% | 20 | 0 | 0 | 26 | 0 | 99 |
| Benton Charter #2 | 0600002 | 2193 | 11.67% | 3 | 0 | 0 | 4 | 0 | 25 |
| Benton Charter #3 | 0600003 | 1102 | 28.22% | 16 | 0 | 1 | 16 | 0 | 50 |
| Benton Charter #4 | 0600004 | 1595 | 29.09% | 62 | 0 | 1 | 14 | 0 | 85 |
| Benton Charter #5 | 0600005 | 2506 | 15.92% | 17 | 0 | 0 | 15 | 1 | 62 |
| Benton Charter #6 | 0600006 | 2498 | 17.69% | 6 | 0 | 0 | 6 | 1 | 30 |
| Berrien #1 | 0800001 | 1864 | 34.82% | 97 | 0 | 1 | 37 | 0 | 129 |
| Berrien #2 | 0800002 | 1617 | 27.64% | 59 | 1 | 2 | 34 | 0 | 106 |
| Bertrand | 1000001 | 2161 | 32.07% | 80 | 0 | 1 | 36 | 0 | 177 |
| Buchanan | 1200001 | 2562 | 32.75% | 80 | 0 | 0 | 40 | 3 | 212 |
| Chikaming | 1400001 | 2649 | 37.67% | 136 | 0 | 2 | 66 | 0 | 178 |
| Coloma Charter #1 | 1600001 | 2225 | 28.81% | 70 | 0 | 2 | 40 | 1 | 162 |
| Coloma Charter #2 | 1600002 | 1866 | 27.33% | 54 | 3 | 1 | 39 | 0 | 168 |
| Gallen | 1800001 | 1196 | 32.53% | 22 | 0 | 0 | 15 | 1 | 112 |
| Hagar #1 | 2000001 | 1260 | 31.67% | 48 | 0 | 1 | 25 | 1 | 139 |
| Hagar #2 | 2000002 | 1470 | 29.46% | 62 | 0 | 0 | 26 | 1 | 135 |
| Lake Charter | 2200001 | 2448 | 37.66% | 99 | 1 | 1 | 74 | 2 | 288 |
| Lincoln Charter #1 | 2400001 | 2442 | 33.05% | 153 | 0 | 2 | 62 | 0 | 181 |
| Lincoln Charter #2 | 2400002 | 1707 | 27.36% | 83 | 0 | 1 | 26 | 0 | 108 |
| Lincoln Charter #3 | 2400003 | 2527 | 28.16% | 123 | 0 | 1 | 41 | 1 | 143 |
| Lincoln Charter #4 | 2400004 | 2155 | 34.71% | 168 | 0 | 2 | 64 | 0 | 149 |
| Lincoln Charter #5 | 2400005 | 1403 | 32.36% | 80 | 0 | 0 | 22 | 0 | 100 |
| Lincoln Charter #6 | 2400006 | 1342 | 27.05% | 55 | 0 | 2 | 22 | 0 | 111 |
| AVCB | 2400901 | N/A | N/A | 120 | 2 | 1 | 154 | 2 | 242 |
| New Buffalo | 2600001 | 1987 | 27.18% | 87 | 0 | 2 | 37 | 0 | 140 |
| TOTALS | | | | | | | | | |

| President of the United States | | | | | | | | | |
|--------------------------------|------------------|------------------|-------------------------|---------------------------|--------------------------|----------------------|------------------------|--------------------------|----------------------------|
| 1 position per party | | | | | | | | | |
| Precinct | # of Reg. Voters | Poll Book Totals | % Voters (Per Precinct) | John R. Kasich Republican | George Pataki Republican | Rand Paul Republican | Marco Rubio Republican | Rick Santorum Republican | Donald J. Trump Republican |
| Niles Charter #1 | 2800001 | 1939 | 32.96% | 54 | 0 | 0 | 40 | 2 | 168 |
| Niles Charter #2 | 2800002 | 1689 | 20.96% | 13 | 0 | 1 | 16 | 0 | 71 |
| Niles Charter #3 | 2800003 | 2594 | 25.64% | 42 | 0 | 1 | 36 | 0 | 148 |
| Niles Charter #4 | 2800004 | 2557 | 22.92% | 50 | 1 | 2 | 28 | 0 | 147 |
| Niles Charter #5 | 2800005 | 1908 | 37.11% | 92 | 0 | 0 | 41 | 0 | 147 |
| Oronoko Charter #1 | 3000001 | 2035 | 45.16% | 130 | 1 | 1 | 86 | 0 | 179 |
| Oronoko Charter #2 | 3000002 | 1259 | 28.20% | 41 | 0 | 1 | 22 | 1 | 48 |
| Oronoko Charter #3 | 3000003 | 2303 | 22.56% | 49 | 0 | 2 | 37 | 2 | 47 |
| Pipestone | 3200001 | 1720 | 29.01% | 48 | 0 | 1 | 32 | 0 | 151 |
| Royalton #1 | 3400001 | 1771 | 41.05% | 124 | 0 | 2 | 88 | 0 | 162 |
| Royalton #2 | 3400002 | 2057 | 35.39% | 119 | 0 | 2 | 74 | 0 | 195 |
| St. Joseph Charter #1 | 3800001 | 2689 | 26.29% | 74 | 0 | 1 | 16 | 2 | 114 |
| St. Joseph Charter #2 | 3800002 | 1734 | 29.87% | 89 | 0 | 1 | 31 | 0 | 120 |
| St. Joseph Charter #3 | 3800003 | 1413 | 32.13% | 75 | 0 | 1 | 27 | 0 | 88 |
| St. Joseph Charter #4 | 3800004 | 2634 | 29.08% | 156 | 2 | 1 | 60 | 0 | 152 |
| AVCB | 3800901 | N/A | N/A | 92 | 1 | 1 | 108 | 2 | 212 |
| Sodus | 3600001 | 1799 | 29.63% | 69 | 0 | 0 | 40 | 0 | 137 |
| Three Oaks | 4000001 | 2334 | 25.24% | 60 | 0 | 3 | 41 | 0 | 141 |
| Waterliel | 4200001 | 2380 | 24.37% | 74 | 0 | 2 | 44 | 1 | 178 |
| Weesaw | 4400001 | 1620 | 26.98% | 37 | 0 | 2 | 35 | 1 | 147 |
| Totals | | 124914 | 35697 | 4289 | 13 | 60 | 2401 | 35 | 7891 |
| Registered Voters | | 124914 | | | | | | | |
| % of Voter Turnout | | 28.58% | | | | | | | |
| | | | | TOTALS | | | | | |
| | | | | | | | | | 22214 |

Official Results

3/21/2016 11:56 AM

| Local Zeros Page | | | | | | | | | | Watervliet City Fire Millage Renew | |
|-----------------------|---------|------------------------|------------------------|-------------------------------|--------------------------------|---|-----------------------------------|-------------------------------|--------------|---------------------------------------|-----------|
| Test Results Page | | | | | | | | | | | |
| Precinct | | | | | | | | | | | |
| | | # of Reg. Voters | Poll Book Totals | % Voters (Per Precinct) | Hillary Clinton Democrat | Roque Rocky De La Fuente Democrat | Martin J. O'Malley Democrat | Bernie Sanders Democrat | TOTALS | Yes | No |
| Niles Charter #1 | 2800001 | 1939 | 639 | 32.96% | 101 | 1 | 0 | 83 | 185 | 0 | 0 |
| Niles Charter #2 | 2800002 | 1689 | 354 | 20.96% | 75 | 0 | 0 | 66 | 141 | 0 | 0 |
| Niles Charter #3 | 2800003 | 2594 | 665 | 25.64% | 128 | 0 | 0 | 111 | 239 | 0 | 0 |
| Niles Charter #4 | 2800004 | 2557 | 586 | 22.92% | 100 | 0 | 0 | 111 | 211 | 0 | 0 |
| Niles Charter #5 | 2800005 | 1908 | 708 | 37.11% | 115 | 0 | 1 | 103 | 219 | 0 | 0 |
| Oronoko Charter #1 | 3000001 | 2035 | 919 | 45.16% | 107 | 0 | 0 | 128 | 235 | 0 | 0 |
| Oronoko Charter #2 | 3000002 | 1259 | 355 | 28.20% | 63 | 0 | 0 | 81 | 144 | 0 | 0 |
| Oronoko Charter #3 | 3000003 | 2303 | 520 | 22.58% | 109 | 0 | 0 | 106 | 215 | 0 | 0 |
| Pipestone | 3200001 | 1720 | 499 | 29.01% | 56 | 0 | 1 | 70 | 127 | 0 | 0 |
| Royalton #1 | 3400001 | 1771 | 727 | 41.05% | 76 | 1 | 1 | 84 | 162 | 0 | 0 |
| Royalton #2 | 3400002 | 2057 | 728 | 35.39% | 76 | 0 | 0 | 73 | 149 | 0 | 0 |
| St. Joseph Charter #1 | 3800001 | 2689 | 707 | 26.29% | 243 | 0 | 3 | 138 | 384 | 0 | 0 |
| St. Joseph Charter #2 | 3800002 | 1734 | 518 | 29.87% | 69 | 0 | 0 | 105 | 174 | 0 | 0 |
| St. Joseph Charter #3 | 3800003 | 1413 | 454 | 32.13% | 52 | 0 | 0 | 86 | 138 | 0 | 0 |
| St. Joseph Charter #4 | 3800004 | 2634 | 766 | 29.08% | 94 | 0 | 1 | 112 | 207 | 0 | 0 |
| AVCB | 3800901 | N/A | 554 | N/A | 172 | 0 | 1 | 43 | 216 | 0 | 0 |
| Sodus | 3600001 | 1799 | 533 | 29.63% | 72 | 0 | 0 | 62 | 134 | 0 | 0 |
| Three Oaks | 4000001 | 2334 | 589 | 25.24% | 100 | 0 | 0 | 130 | 230 | 0 | 0 |
| Watervliet | 4200001 | 2380 | 580 | 24.37% | 64 | 0 | 0 | 87 | 151 | 0 | 0 |
| Weesaw | 4400001 | 1620 | 437 | 26.98% | 42 | 1 | 2 | 70 | 115 | 0 | 0 |
| Totals | | 124914 | 35697 | | 6698 | 9 | 35 | 6668 | 12710 | 229 | 64 |
| Registered Voters | | 124914 | | | | | | | | | |
| % of Voter Turnout | | 28.56% | | | | | | | | | |

| March 2016 Presidential Primary Election | | | | | Watervliet City | | Baroda Township | |
|--|------------------|------------------|-------------------------|--------|------------------------|----|--|----|
| | | | | | Police Millage Renewal | | Request to Reset Township General Operating Mi | |
| Precinct | # of Reg. Voters | Poll Book Totals | % Voters (Per Precinct) | TOTALS | Yes | No | Yes | No |
| City of Benton Harbor #1 | 5200001 | 2792 | 264 | 9.46% | 0 | 0 | 0 | 0 |
| City of Benton Harbor #2 | 5200002 | 1988 | 172 | 8.65% | 0 | 0 | 0 | 0 |
| City of Benton Harbor #3 | 5200003 | 2510 | 267 | 10.64% | 0 | 0 | 0 | 0 |
| City of Benton Harbor #4 | 5200004 | 2547 | 274 | 10.76% | 0 | 0 | 0 | 0 |
| AVCB 5200901 | N/A | | 161 | N/A | 0 | 0 | 0 | 0 |
| City of Bridgman | 5400001 | 1717 | 541 | 31.51% | 0 | 0 | 0 | 0 |
| City of Buchanan #1 | 5600001 | 1940 | 450 | 23.20% | 0 | 0 | 0 | 0 |
| City of Buchanan #2 | 5600002 | 1368 | 383 | 28.00% | 0 | 0 | 0 | 0 |
| City of Coloma | 5800001 | 1172 | 326 | 27.82% | 0 | 0 | 0 | 0 |
| City of New Buffalo | 6000001 | 1649 | 458 | 27.77% | 0 | 0 | 0 | 0 |
| City of Niles #1 | 6200001 | 2037 | 351 | 17.23% | 0 | 0 | 0 | 0 |
| City of Niles #2 | 6200002 | 2383 | 529 | 22.20% | 0 | 0 | 0 | 0 |
| City of Niles #3 | 6200003 | 2290 | 403 | 17.60% | 0 | 0 | 0 | 0 |
| City of Niles #4 | 6200004 | 2360 | 678 | 28.73% | 0 | 0 | 0 | 0 |
| City of St. Joseph #1 | 6400001 | 2398 | 719 | 29.97% | 0 | 0 | 0 | 0 |
| City of St. Joseph #2 | 6400002 | 2258 | 740 | 32.77% | 0 | 0 | 0 | 0 |
| City of St. Joseph #3 | 6400003 | 2022 | 566 | 27.99% | 0 | 0 | 0 | 0 |
| AVCB 6400901 | N/A | | 413 | N/A | 0 | 0 | 0 | 0 |
| City of Watervliet | 6600001 | 1235 | 301 | 24.37% | 293 | 0 | 292 | 0 |
| Bainbridge | 0200001 | 2045 | 747 | 36.53% | 0 | 0 | 0 | 0 |
| Baroda | 0400001 | 2208 | 731 | 34.04% | 0 | 0 | 0 | 0 |
| Benton Charter #1 | 0600001 | 2768 | 507 | 18.20% | 0 | 0 | 0 | 0 |
| Benton Charter #2 | 0600002 | 2193 | 256 | 11.67% | 0 | 0 | 0 | 0 |
| Benton Charter #3 | 0600003 | 1102 | 311 | 28.22% | 0 | 0 | 0 | 0 |
| Benton Charter #4 | 0600004 | 1595 | 464 | 29.09% | 0 | 0 | 0 | 0 |
| Benton Charter #5 | 0600005 | 2506 | 399 | 15.92% | 0 | 0 | 0 | 0 |
| Benton Charter #6 | 0600006 | 2498 | 442 | 17.69% | 0 | 0 | 0 | 0 |
| Berrien #1 | 0800001 | 1864 | 651 | 34.92% | 0 | 0 | 0 | 0 |
| Berrien #2 | 0800002 | 1617 | 447 | 27.64% | 0 | 0 | 0 | 0 |
| Bertrand | 1000001 | 2161 | 693 | 32.07% | 0 | 0 | 0 | 0 |
| Buchanan | 1200001 | 2562 | 839 | 32.75% | 0 | 0 | 0 | 0 |
| Chikaming | 1400001 | 2049 | 996 | 37.67% | 0 | 0 | 0 | 0 |
| Coloma Charter #1 | 1600001 | 2225 | 641 | 28.81% | 0 | 0 | 0 | 0 |
| Coloma Charter #2 | 1600002 | 1866 | 510 | 27.33% | 0 | 0 | 0 | 0 |
| Gallen | 1800001 | 1196 | 389 | 32.53% | 0 | 0 | 0 | 0 |
| Hager #1 | 2000001 | 1260 | 309 | 31.67% | 0 | 0 | 0 | 0 |
| Hager #2 | 2000002 | 1470 | 433 | 29.46% | 0 | 0 | 0 | 0 |
| Lake Charter | 2200001 | 2448 | 922 | 37.66% | 0 | 0 | 0 | 0 |
| Lincoln Charter #1 | 2400001 | 2442 | 807 | 33.05% | 0 | 0 | 0 | 0 |
| Lincoln Charter #2 | 2400002 | 1707 | 467 | 27.36% | 0 | 0 | 0 | 0 |
| Lincoln Charter #3 | 2400003 | 2527 | 661 | 26.16% | 0 | 0 | 0 | 0 |
| Lincoln Charter #4 | 2400004 | 2155 | 748 | 34.71% | 0 | 0 | 0 | 0 |
| Lincoln Charter #5 | 2400005 | 1403 | 454 | 32.36% | 0 | 0 | 0 | 0 |
| Lincoln Charter #6 | 2400006 | 1342 | 363 | 27.05% | 0 | 0 | 0 | 0 |
| AVCB 2400901 | N/A | | 1024 | N/A | 0 | 0 | 0 | 0 |
| New Buffalo | 2600001 | 1987 | 540 | 27.18% | 0 | 0 | 0 | 0 |

| Local Zeros Page | | | | Waterliet City | | | | Baroda Township | | | |
|-----------------------|---------|------------------------|------------------------|-------------------------------|--------|-----|--------|---|--------|-----|--|
| Call Results Page | | | | Police Millage Renewal | | | | Request to Reset Township General Operating M | | | |
| Test Homestead | | | | | | | | | | | |
| Precinct | | # of Reg. Voters | Poll Book Totals | % Voters (Per Precinct) | TOTALS | | TOTALS | | TOTALS | | |
| Niles Charter #1 | 2800001 | 1939 | 639 | 32.96% | 0 | 0 | 0 | 0 | 0 | 0 | |
| Niles Charter #2 | 2800002 | 1689 | 354 | 20.96% | 0 | 0 | 0 | 0 | 0 | 0 | |
| Niles Charter #3 | 2800003 | 2594 | 665 | 25.64% | 0 | 0 | 0 | 0 | 0 | 0 | |
| Niles Charter #4 | 2800004 | 2557 | 586 | 22.92% | 0 | 0 | 0 | 0 | 0 | 0 | |
| Niles Charter #5 | 2800005 | 1908 | 708 | 37.11% | 0 | 0 | 0 | 0 | 0 | 0 | |
| Oronoko Charter #1 | 3000001 | 2035 | 919 | 45.16% | 0 | 0 | 0 | 0 | 0 | 0 | |
| Oronoko Charter #2 | 3000002 | 1259 | 355 | 28.20% | 0 | 0 | 0 | 0 | 0 | 0 | |
| Oronoko Charter #3 | 3000003 | 2303 | 520 | 22.58% | 0 | 0 | 0 | 0 | 0 | 0 | |
| Pipestone | 3200001 | 1720 | 499 | 29.01% | 0 | 0 | 0 | 0 | 0 | 0 | |
| Royalton #1 | 3400001 | 1771 | 727 | 41.05% | 0 | 0 | 0 | 0 | 0 | 0 | |
| Royalton #2 | 3400002 | 2057 | 728 | 35.39% | 0 | 0 | 0 | 0 | 0 | 0 | |
| St. Joseph Charter #1 | 3800001 | 2689 | 707 | 26.29% | 0 | 0 | 0 | 0 | 0 | 0 | |
| St. Joseph Charter #2 | 3800002 | 1734 | 518 | 29.87% | 0 | 0 | 0 | 0 | 0 | 0 | |
| St. Joseph Charter #3 | 3800003 | 1413 | 454 | 32.13% | 0 | 0 | 0 | 0 | 0 | 0 | |
| St. Joseph Charter #4 | 3800004 | 2834 | 766 | 29.08% | 0 | 0 | 0 | 0 | 0 | 0 | |
| AVCB | 3800901 | N/A | 554 | N/A | 0 | 0 | 0 | 0 | 0 | 0 | |
| Sodus | 3600001 | 1799 | 533 | 29.63% | 0 | 0 | 0 | 0 | 0 | 0 | |
| Three Oaks | 4000001 | 2334 | 589 | 25.24% | 0 | 0 | 0 | 0 | 0 | 0 | |
| Waterliet | 4200001 | 2380 | 580 | 24.37% | 0 | 0 | 0 | 0 | 0 | 0 | |
| Weesaw | 4400001 | 1620 | 437 | 26.98% | 0 | 0 | 0 | 0 | 0 | 0 | |
| Totals | | 124914 | 35697 | | 293 | 215 | 77 | 292 | 379 | 342 | |
| Registered Voters | | 124914 | | | | | | | | | |
| % of Voter Turnout | | 28.58% | | | | | | | | | |

| March 2016 Presidential Primary Election | | | | | | | | | | Chikaming Township Public Safety Millage Renewal | | | | Gallen Township Road Millage Proposition | | | |
|--|---------|------------------------|------------------------|-------------------------------|-----|-----|-----|---|---|---|---|---|---|---|---|---|---|
| Local Zeros Page | | | | | | | | | | | | | | | | | |
| Cal Results Page | | | | | | | | | | | | | | | | | |
| Test Homepage | | | | | | | | | | | | | | | | | |
| Precinct | | # of Reg. Voters | Poll Book Totals | % Voters (Per Precinct) | | | | | | | | | | | | | |
| City of Benton Harbor #1 | 5200001 | 2792 | 264 | 9.46% | 0 | 0 | 0 | 0 | 0 | 0 | 0 | 0 | 0 | 0 | 0 | 0 | 0 |
| City of Benton Harbor #2 | 5200002 | 1988 | 172 | 8.65% | 0 | 0 | 0 | 0 | 0 | 0 | 0 | 0 | 0 | 0 | 0 | 0 | 0 |
| City of Benton Harbor #3 | 5200003 | 2510 | 267 | 10.64% | 0 | 0 | 0 | 0 | 0 | 0 | 0 | 0 | 0 | 0 | 0 | 0 | 0 |
| City of Benton Harbor #4 | 5200004 | 2547 | 274 | 10.76% | 0 | 0 | 0 | 0 | 0 | 0 | 0 | 0 | 0 | 0 | 0 | 0 | 0 |
| AVCB | 5200901 | N/A | 161 | N/A | 0 | 0 | 0 | 0 | 0 | 0 | 0 | 0 | 0 | 0 | 0 | 0 | 0 |
| City of Bridgman | 5400001 | 1717 | 541 | 31.51% | 0 | 0 | 0 | 0 | 0 | 0 | 0 | 0 | 0 | 0 | 0 | 0 | 0 |
| City of Buchanan #1 | 5600001 | 1940 | 450 | 23.20% | 0 | 0 | 0 | 0 | 0 | 0 | 0 | 0 | 0 | 0 | 0 | 0 | 0 |
| City of Buchanan #2 | 5600002 | 1368 | 383 | 28.00% | 0 | 0 | 0 | 0 | 0 | 0 | 0 | 0 | 0 | 0 | 0 | 0 | 0 |
| City of Coloma | 5800001 | 1172 | 326 | 27.82% | 0 | 0 | 0 | 0 | 0 | 0 | 0 | 0 | 0 | 0 | 0 | 0 | 0 |
| City of New Buffalo | 6000001 | 1649 | 458 | 27.77% | 0 | 0 | 0 | 0 | 0 | 0 | 0 | 0 | 0 | 0 | 0 | 0 | 0 |
| City of Niles #1 | 6200001 | 2037 | 351 | 17.23% | 0 | 0 | 0 | 0 | 0 | 0 | 0 | 0 | 0 | 0 | 0 | 0 | 0 |
| City of Niles #2 | 6200002 | 2383 | 529 | 22.20% | 0 | 0 | 0 | 0 | 0 | 0 | 0 | 0 | 0 | 0 | 0 | 0 | 0 |
| City of Niles #3 | 6200003 | 2290 | 403 | 17.60% | 0 | 0 | 0 | 0 | 0 | 0 | 0 | 0 | 0 | 0 | 0 | 0 | 0 |
| City of Niles #4 | 6200004 | 2360 | 678 | 28.73% | 0 | 0 | 0 | 0 | 0 | 0 | 0 | 0 | 0 | 0 | 0 | 0 | 0 |
| City of St. Joseph #1 | 6400001 | 2398 | 719 | 29.97% | 0 | 0 | 0 | 0 | 0 | 0 | 0 | 0 | 0 | 0 | 0 | 0 | 0 |
| City of St. Joseph #2 | 6400002 | 2258 | 740 | 32.77% | 0 | 0 | 0 | 0 | 0 | 0 | 0 | 0 | 0 | 0 | 0 | 0 | 0 |
| City of St. Joseph #3 | 6400003 | 2022 | 566 | 27.99% | 0 | 0 | 0 | 0 | 0 | 0 | 0 | 0 | 0 | 0 | 0 | 0 | 0 |
| AVCB | 6400901 | N/A | 413 | N/A | 0 | 0 | 0 | 0 | 0 | 0 | 0 | 0 | 0 | 0 | 0 | 0 | 0 |
| City of Watervliet | 6600001 | 1235 | 301 | 24.37% | 0 | 0 | 0 | 0 | 0 | 0 | 0 | 0 | 0 | 0 | 0 | 0 | 0 |
| Bainbridge | 0200001 | 2045 | 747 | 36.53% | 0 | 0 | 0 | 0 | 0 | 0 | 0 | 0 | 0 | 0 | 0 | 0 | 0 |
| Baroda | 0400001 | 2206 | 751 | 34.04% | 721 | 0 | 0 | 0 | 0 | 0 | 0 | 0 | 0 | 0 | 0 | 0 | 0 |
| Benton Charter #1 | 0600001 | 2786 | 507 | 18.20% | 0 | 0 | 0 | 0 | 0 | 0 | 0 | 0 | 0 | 0 | 0 | 0 | 0 |
| Benton Charter #2 | 0600002 | 2193 | 256 | 11.67% | 0 | 0 | 0 | 0 | 0 | 0 | 0 | 0 | 0 | 0 | 0 | 0 | 0 |
| Benton Charter #3 | 0600003 | 1102 | 311 | 28.22% | 0 | 0 | 0 | 0 | 0 | 0 | 0 | 0 | 0 | 0 | 0 | 0 | 0 |
| Benton Charter #4 | 0600004 | 1595 | 464 | 29.09% | 0 | 0 | 0 | 0 | 0 | 0 | 0 | 0 | 0 | 0 | 0 | 0 | 0 |
| Benton Charter #5 | 0600005 | 2506 | 399 | 15.92% | 0 | 0 | 0 | 0 | 0 | 0 | 0 | 0 | 0 | 0 | 0 | 0 | 0 |
| Benton Charter #6 | 0600006 | 2498 | 442 | 17.69% | 0 | 0 | 0 | 0 | 0 | 0 | 0 | 0 | 0 | 0 | 0 | 0 | 0 |
| Berrien #1 | 0800001 | 1864 | 651 | 34.92% | 0 | 0 | 0 | 0 | 0 | 0 | 0 | 0 | 0 | 0 | 0 | 0 | 0 |
| Berrien #2 | 0800002 | 1617 | 447 | 27.64% | 0 | 0 | 0 | 0 | 0 | 0 | 0 | 0 | 0 | 0 | 0 | 0 | 0 |
| Bertrand | 1000001 | 2161 | 693 | 32.07% | 0 | 0 | 0 | 0 | 0 | 0 | 0 | 0 | 0 | 0 | 0 | 0 | 0 |
| Buchanan | 1200001 | 2562 | 839 | 32.75% | 0 | 0 | 0 | 0 | 0 | 0 | 0 | 0 | 0 | 0 | 0 | 0 | 0 |
| Chikaming | 1400001 | 2649 | 998 | 37.67% | 711 | 219 | 830 | 0 | 0 | 0 | 0 | 0 | 0 | 0 | 0 | 0 | 0 |
| Coloma Charter #1 | 1600001 | 2225 | 641 | 28.81% | 0 | 0 | 0 | 0 | 0 | 0 | 0 | 0 | 0 | 0 | 0 | 0 | 0 |
| Coloma Charter #2 | 1600002 | 1866 | 510 | 27.33% | 0 | 0 | 0 | 0 | 0 | 0 | 0 | 0 | 0 | 0 | 0 | 0 | 0 |
| Gallen | 1800001 | 1196 | 389 | 32.53% | 0 | 0 | 0 | 0 | 0 | 0 | 0 | 0 | 0 | 0 | 0 | 0 | 0 |
| Hagar #1 | 2000001 | 1260 | 398 | 31.67% | 0 | 0 | 0 | 0 | 0 | 0 | 0 | 0 | 0 | 0 | 0 | 0 | 0 |
| Hagar #2 | 2000002 | 1470 | 433 | 29.46% | 0 | 0 | 0 | 0 | 0 | 0 | 0 | 0 | 0 | 0 | 0 | 0 | 0 |
| Lake Charter | 2200001 | 2448 | 922 | 37.66% | 0 | 0 | 0 | 0 | 0 | 0 | 0 | 0 | 0 | 0 | 0 | 0 | 0 |
| Lincoln Charter #1 | 2400001 | 2442 | 807 | 33.05% | 0 | 0 | 0 | 0 | 0 | 0 | 0 | 0 | 0 | 0 | 0 | 0 | 0 |
| Lincoln Charter #2 | 2400002 | 1707 | 467 | 27.36% | 0 | 0 | 0 | 0 | 0 | 0 | 0 | 0 | 0 | 0 | 0 | 0 | 0 |
| Lincoln Charter #3 | 2400003 | 2527 | 661 | 26.16% | 0 | 0 | 0 | 0 | 0 | 0 | 0 | 0 | 0 | 0 | 0 | 0 | 0 |
| Lincoln Charter #4 | 2400004 | 2155 | 748 | 34.71% | 0 | 0 | 0 | 0 | 0 | 0 | 0 | 0 | 0 | 0 | 0 | 0 | 0 |
| Lincoln Charter #5 | 2400005 | 1403 | 454 | 32.36% | 0 | 0 | 0 | 0 | 0 | 0 | 0 | 0 | 0 | 0 | 0 | 0 | 0 |
| Lincoln Charter #6 | 2400006 | 1342 | 363 | 27.05% | 0 | 0 | 0 | 0 | 0 | 0 | 0 | 0 | 0 | 0 | 0 | 0 | 0 |
| AVCB | 2400901 | N/A | 1024 | N/A | 0 | 0 | 0 | 0 | 0 | 0 | 0 | 0 | 0 | 0 | 0 | 0 | 0 |
| New Buffalo | 2600001 | 1987 | 540 | 27.18% | 0 | 0 | 0 | 0 | 0 | 0 | 0 | 0 | 0 | 0 | 0 | 0 | 0 |

Page 10

Official Results

3/21/2016 11:56 AM

| March 2016 Presidential Primary Election | | | | | | | | | |
|--|------------------|------------------|---------------------|-----|-----|--------|-----|-----|--------|
| Benton Harbor Area Schools | | | | | | | | | |
| Operating Millage Renewal Proposal - I | | | | | | | | | |
| Precinct | # of Reg. Voters | Poll Book Totals | % Voters (Precinct) | Yes | No | TOTALS | Yes | No | TOTALS |
| City of Benton Harbor #1 | 5200001 | 2792 | 9.46% | 209 | 30 | 239 | 101 | 42 | 233 |
| City of Benton Harbor #2 | 5200002 | 1888 | 8.65% | 124 | 26 | 150 | 113 | 32 | 145 |
| City of Benton Harbor #3 | 5200003 | 2510 | 10.64% | 205 | 44 | 249 | 193 | 51 | 244 |
| City of Benton Harbor #4 | 5200004 | 2547 | 10.76% | 176 | 64 | 240 | 156 | 76 | 232 |
| AVCB 5200901 | N/A | 161 | N/A | 95 | 57 | 152 | 84 | 63 | 147 |
| City of Bridgman | 5400001 | 1717 | 31.51% | 0 | 0 | 0 | 0 | 0 | 0 |
| City of Buchanan #1 | 5600001 | 1940 | 23.20% | 0 | 0 | 0 | 0 | 0 | 0 |
| City of Buchanan #2 | 5600002 | 1368 | 28.00% | 0 | 0 | 0 | 0 | 0 | 0 |
| City of Coloma | 5800001 | 1172 | 27.82% | 0 | 0 | 0 | 0 | 0 | 0 |
| City of New Buffalo | 6000001 | 1649 | 27.77% | 0 | 0 | 0 | 0 | 0 | 0 |
| City of Niles #1 | 6200001 | 2037 | 17.23% | 0 | 0 | 0 | 0 | 0 | 0 |
| City of Niles #2 | 6200002 | 2383 | 22.20% | 0 | 0 | 0 | 0 | 0 | 0 |
| City of Niles #3 | 6200003 | 2290 | 17.60% | 0 | 0 | 0 | 0 | 0 | 0 |
| City of Niles #4 | 6200004 | 2360 | 28.73% | 0 | 0 | 0 | 0 | 0 | 0 |
| City of St. Joseph #1 | 6400001 | 2399 | 29.97% | 2 | 0 | 2 | 2 | 0 | 2 |
| City of St. Joseph #2 | 6400002 | 2258 | 32.77% | 0 | 0 | 0 | 0 | 0 | 0 |
| City of St. Joseph #3 | 6400003 | 2022 | 27.99% | 0 | 0 | 0 | 0 | 0 | 0 |
| AVCB 6400901 | N/A | 413 | N/A | 2 | 0 | 2 | 1 | 1 | 2 |
| City of Watervliet | 6600001 | 1235 | 24.37% | 0 | 0 | 0 | 0 | 0 | 0 |
| Bainbridge | 0200001 | 2045 | 36.53% | 84 | 82 | 166 | 55 | 110 | 165 |
| Baroda | 0400001 | 2206 | 34.04% | 0 | 0 | 0 | 0 | 0 | 0 |
| Benton Charter #1 | 0600001 | 2786 | 18.20% | 283 | 160 | 443 | 223 | 207 | 430 |
| Benton Charter #2 | 0600002 | 2193 | 11.67% | 166 | 62 | 228 | 152 | 77 | 229 |
| Benton Charter #3 | 0600003 | 1102 | 28.22% | 191 | 99 | 290 | 163 | 123 | 286 |
| Benton Charter #4 | 0600004 | 1595 | 29.09% | 302 | 127 | 429 | 246 | 174 | 420 |
| Benton Charter #5 | 0600005 | 2508 | 15.92% | 239 | 127 | 366 | 203 | 161 | 364 |
| Benton Charter #6 | 0600006 | 2498 | 17.69% | 307 | 111 | 418 | 286 | 129 | 415 |
| Berrien #1 | 0800001 | 1864 | 34.92% | 0 | 0 | 0 | 0 | 0 | 0 |
| Berrien #2 | 0800002 | 1617 | 27.64% | 0 | 0 | 0 | 0 | 0 | 0 |
| Bertrand | 1000001 | 2161 | 32.07% | 0 | 0 | 0 | 0 | 0 | 0 |
| Buchanan | 1200001 | 2562 | 32.75% | 0 | 0 | 0 | 0 | 0 | 0 |
| Chikaming | 1400001 | 2649 | 37.67% | 0 | 0 | 0 | 0 | 0 | 0 |
| Coloma Charter #1 | 1600001 | 2225 | 28.81% | 0 | 0 | 0 | 0 | 0 | 0 |
| Coloma Charter #2 | 1600002 | 1866 | 27.33% | 0 | 0 | 0 | 0 | 0 | 0 |
| Gallen | 1800001 | 1196 | 32.53% | 0 | 0 | 0 | 0 | 0 | 0 |
| Hager #1 | 2000001 | 1260 | 31.07% | 107 | 62 | 169 | 86 | 82 | 168 |
| Hager #2 | 2000002 | 1470 | 29.46% | 0 | 0 | 0 | 0 | 0 | 0 |
| Lake Charter | 2200001 | 2448 | 37.66% | 0 | 0 | 0 | 0 | 0 | 0 |
| Lincoln Charter #1 | 2400001 | 2442 | 33.05% | 0 | 0 | 0 | 0 | 0 | 0 |
| Lincoln Charter #2 | 2400002 | 1707 | 27.36% | 0 | 0 | 0 | 0 | 0 | 0 |
| Lincoln Charter #3 | 2400003 | 2527 | 26.16% | 0 | 0 | 0 | 0 | 0 | 0 |
| Lincoln Charter #4 | 2400004 | 2155 | 34.71% | 0 | 0 | 0 | 0 | 0 | 0 |
| Lincoln Charter #5 | 2400005 | 1403 | 32.36% | 0 | 0 | 0 | 0 | 0 | 0 |
| Lincoln Charter #6 | 2400006 | 1342 | 27.05% | 0 | 0 | 0 | 0 | 0 | 0 |
| AVCB 2400901 | N/A | 1024 | N/A | 0 | 0 | 0 | 0 | 0 | 0 |
| New Buffalo | 2600001 | 1987 | 27.18% | 0 | 0 | 0 | 0 | 0 | 0 |

Official Results

3/21/2016 11:56 AM

| Local Zeros Page | | | | Benton Harbor Area Schools | | | | Benton Harbor Area Schools | | | |
|---------------------------|---------|------------------------|------------------------|--|-------------|-------------|-------------|---------------------------------|-------------|-------------|--|
| Cell Results Page | | | | Operating Millage Renewal Proposal - I | | | | Operating Millage Proposal - II | | | |
| Test Homage Page | | | | | | | | | | | |
| Precinct | | # of Reg. Voters | Poll Book Totals | % Voters (Per Precinct) | Yes | No | TOTALS | Yes | No | TOTALS | |
| Niles Charter #1 | 2800001 | 1939 | 639 | 32.96% | 0 | 0 | 0 | 0 | 0 | 0 | |
| Niles Charter #2 | 2800002 | 1089 | 354 | 20.96% | 0 | 0 | 0 | 0 | 0 | 0 | |
| Niles Charter #3 | 2800003 | 2594 | 665 | 25.64% | 0 | 0 | 0 | 0 | 0 | 0 | |
| Niles Charter #4 | 2800004 | 2557 | 586 | 22.92% | 0 | 0 | 0 | 0 | 0 | 0 | |
| Niles Charter #5 | 2800005 | 1908 | 708 | 37.11% | 0 | 0 | 0 | 0 | 0 | 0 | |
| Oronoko Charter #1 | 3000001 | 2035 | 919 | 45.16% | 0 | 0 | 0 | 0 | 0 | 0 | |
| Oronoko Charter #2 | 3000002 | 1259 | 355 | 28.20% | 0 | 0 | 0 | 0 | 0 | 0 | |
| Oronoko Charter #3 | 3000003 | 2303 | 520 | 22.58% | 0 | 0 | 0 | 0 | 0 | 0 | |
| Pilestone | 3200001 | 1720 | 499 | 29.01% | 0 | 0 | 0 | 0 | 0 | 0 | |
| Royalton #1 | 3400001 | 1771 | 727 | 41.05% | 0 | 0 | 0 | 0 | 0 | 0 | |
| Royalton #2 | 3400002 | 2057 | 728 | 35.39% | 0 | 0 | 0 | 0 | 0 | 0 | |
| St. Joseph Charter #1 | 3800001 | 2689 | 707 | 26.29% | 477 | 187 | 664 | 415 | 231 | 646 | |
| St. Joseph Charter #2 | 3800002 | 1734 | 518 | 29.87% | 0 | 0 | 0 | 0 | 0 | 0 | |
| St. Joseph Charter #3 | 3800003 | 1413 | 454 | 32.13% | 0 | 0 | 0 | 0 | 0 | 0 | |
| St. Joseph Charter #4 | 3800004 | 2634 | 766 | 28.08% | 0 | 0 | 0 | 0 | 0 | 0 | |
| AVCB | 3800901 | N/A | 554 | N/A | 146 | 59 | 205 | 122 | 85 | 207 | |
| Sodus | 3600001 | 1799 | 533 | 29.63% | 236 | 170 | 406 | 182 | 223 | 405 | |
| Three Oaks | 4000001 | 2334 | 589 | 25.24% | 0 | 0 | 0 | 0 | 0 | 0 | |
| Watervliet | 4200001 | 2380 | 580 | 24.37% | 0 | 0 | 0 | 0 | 0 | 0 | |
| Weesaw | 4400001 | 1620 | 437 | 26.98% | 0 | 0 | 0 | 0 | 0 | 0 | |
| Totals | | 124914 | 35697 | | 3351 | 1467 | 4818 | 2873 | 1867 | 4740 | |
| Registered Voters | | 124914 | | | | | | | | | |
| % of Voter Turnout | | 28.58% | | | | | | | | | |

REGISTRATION & TURNOUT
MI County

| | |
|--------------------------------|------------|
| Completed Precincts: | 0 of 1 |
| Total Registration | 2,792 |
| Polling Place Ballots Cast | 0 0.00% |
| Manual Data Entry Ballots Cast | 0 0.00% |
| SPR Host Ballots Cast | 264 9.46% |
| Clerk Ballots Cast | 0 0.00% |
| AV Counting Group Ballots Cast | 48 1.72% |
| Total Ballots Cast | 312 11.17% |

REGISTRATION & TURNOUT
Non Partisan

| | |
|--------------------------------|----------|
| Completed Precincts: | 0 of 1 |
| Total Registration | 0 |
| Polling Place Ballots Cast | 0 0.00% |
| Manual Data Entry Ballots Cast | 0 0.00% |
| SPR Host Ballots Cast | 0 0.00% |
| Clerk Ballots Cast | 0 0.00% |
| AV Counting Group Ballots Cast | 48 0.00% |
| Total Ballots Cast | 48 0.00% |

REGISTRATION & TURNOUT
Republican

| | |
|--------------------------------|----------|
| Completed Precincts: | 0 of 1 |
| Total Registration | 0 |
| Polling Place Ballots Cast | 0 0.00% |
| Manual Data Entry Ballots Cast | 0 0.00% |
| SPR Host Ballots Cast | 14 0.00% |
| Clerk Ballots Cast | 0 0.00% |
| AV Counting Group Ballots Cast | 0 0.00% |
| Total Ballots Cast | 14 0.00% |

REGISTRATION & TURNOUT
Democratic

| | |
|----------------------------|---------|
| Completed Precincts: | 0 of 1 |
| Total Registration | 0 |
| Polling Place Ballots Cast | 0 0.00% |

REGISTRATION & TURNOUT
Democratic

| | |
|--------------------------------|-----------|
| Completed Precincts: | 0 of 1 |
| Total Registration | 0 |
| Manual Data Entry Ballots Cast | 0 0.00% |
| SPR Host Ballots Cast | 250 0.00% |
| Clerk Ballots Cast | 0 0.00% |
| AV Counting Group Ballots Cast | 0 0.00% |
| Total Ballots Cast | 250 0.00% |

REP - President of the United States

| | |
|----------------------|----------|
| Completed Precincts: | 1 of 1 |
| Ted Cruz | 7 41.18% |
| Donald J. Trump | 7 41.18% |
| John R. Kasich | 2 11.76% |
| Jeb Bush | 1 5.88% |
| Ben Carson | 0 0.00% |
| Chris Christie | 0 0.00% |
| Carly Fiorina | 0 0.00% |
| Lindsey Graham | 0 0.00% |
| Mike Huckabee | 0 0.00% |
| George Palaki | 0 0.00% |
| Rand Paul | 0 0.00% |
| Marco Rubio | 0 0.00% |
| Rick Santorum | 0 0.00% |
| Uncommitted | 0 0.00% |
| Write-In | 0 0.00% |

DEM - President of the United States

| | |
|--------------------------|------------|
| Completed Precincts: | 1 of 1 |
| Hillary Clinton | 226 76.87% |
| Bernie Sanders | 67 22.79% |
| Uncommitted | 1 0.34% |
| Rogue Rocky De La Fuente | 0 0.00% |
| Marin J. O'Malley | 0 0.00% |
| Write-In | 0 0.00% |

Benton Harbor School Operating Millage Renewal

| | |
|----------------------|------------|
| Completed Precincts: | 1 of 1 |
| YES | 238 83.51% |
| NO | 47 16.49% |

Benton Harbor School Operating Millage

| | |
|----------------------|------------|
| Completed Precincts: | 1 of 1 |
| YES | 216 77.70% |
| NO | 62 22.30% |

| REGISTRATION & TURNOUT | |
|--------------------------------|-----------|
| MI County | |
| Completed Precincts: | 0 of 1 |
| Total Registration | 1,988 |
| Polling Place Ballots Cast | 0 0.00% |
| Manual Data Entry Ballots Cast | 0 0.00% |
| SPR Host Ballots Cast | 172 8.65% |
| Clerk Ballots Cast | 0 0.00% |
| AV Counting Group Ballots Cast | 17 0.86% |
| Total Ballots Cast | 189 9.51% |

| REGISTRATION & TURNOUT | |
|--------------------------------|-----------|
| Democratic | |
| Completed Precincts: | 0 of 1 |
| Total Registration | 0 |
| Manual Data Entry Ballots Cast | 0 0.00% |
| SPR Host Ballots Cast | 166 0.00% |
| Clerk Ballots Cast | 0 0.00% |
| AV Counting Group Ballots Cast | 0 0.00% |
| Total Ballots Cast | 166 0.00% |

| Benton Harbor School Operating Millage Renewal | |
|--|------------|
| Completed Precincts: | 1 of 1 |
| YES | 133 79.64% |
| NO | 34 20.36% |

| REGISTRATION & TURNOUT | |
|--------------------------------|----------|
| Non Partisan | |
| Completed Precincts: | 0 of 1 |
| Total Registration | 0 |
| Polling Place Ballots Cast | 0 0.00% |
| Manual Data Entry Ballots Cast | 0 0.00% |
| SPR Host Ballots Cast | 0 0.00% |
| Clerk Ballots Cast | 0 0.00% |
| AV Counting Group Ballots Cast | 17 0.00% |
| Total Ballots Cast | 17 0.00% |

| REP - President of the United States | |
|--------------------------------------|----------|
| Completed Precincts: | 1 of 1 |
| Donald J. Trump | 3 60.00% |
| Ted Cruz | 2 40.00% |
| Jeb Bush | 0 0.00% |
| Ben Carson | 0 0.00% |
| Chris Christie | 0 0.00% |
| Carly Fiorina | 0 0.00% |
| Lindsey Graham | 0 0.00% |
| Mike Huckabee | 0 0.00% |
| John R. Kasich | 0 0.00% |
| George Pataki | 0 0.00% |
| Rand Paul | 0 0.00% |
| Marco Rubio | 0 0.00% |
| Rick Santorum | 0 0.00% |
| Uncommitted | 0 0.00% |
| Write-In | 0 0.00% |

| Benton Harbor School Operating Millage | |
|--|------------|
| Completed Precincts: | 1 of 1 |
| YES | 123 76.40% |
| NO | 38 23.60% |

| REGISTRATION & TURNOUT | |
|--------------------------------|---------|
| Republican | |
| Completed Precincts: | 0 of 1 |
| Total Registration | 0 |
| Polling Place Ballots Cast | 0 0.00% |
| Manual Data Entry Ballots Cast | 0 0.00% |
| SPR Host Ballots Cast | 6 0.00% |
| Clerk Ballots Cast | 0 0.00% |
| AV Counting Group Ballots Cast | 0 0.00% |
| Total Ballots Cast | 6 0.00% |

| DEM - President of the United States | |
|--------------------------------------|------------|
| Completed Precincts: | 1 of 1 |
| Hillary Clinton | 133 73.89% |
| Bernie Sanders | 43 23.89% |
| Uncommitted | 4 2.22% |
| Roque Rocky De La Fuente | 0 0.00% |
| Martin J. O'Malley | 0 0.00% |
| Write-In | 0 0.00% |

| REGISTRATION & TURNOUT | |
|----------------------------|---------|
| Democratic | |
| Completed Precincts: | 0 of 1 |
| Total Registration | 0 |
| Polling Place Ballots Cast | 0 0.00% |

| REGISTRATION & TURNOUT | |
|--------------------------------|------------|
| MI County | |
| Completed Precincts: | 0 of 1 |
| Total Registration | 2,510 |
| Polling Place Ballots Cast | 0 0.00% |
| Manual Data Entry Ballots Cast | 0 0.00% |
| SPR Host Ballots Cast | 267 10.64% |
| Clerk Ballots Cast | 0 0.00% |
| AV Counting Group Ballots Cast | 70 2.79% |
| Total Ballots Cast | 337 13.43% |

| REGISTRATION & TURNOUT | |
|--------------------------------|-----------|
| Democratic | |
| Completed Precincts: | 0 of 1 |
| Total Registration | 0 |
| Manual Data Entry Ballots Cast | 0 0.00% |
| SPR Host Ballots Cast | 263 0.00% |
| Clerk Ballots Cast | 0 0.00% |
| AV Counting Group Ballots Cast | 0 0.00% |
| Total Ballots Cast | 263 0.00% |

| Benton Harbor School Operating Millage Renewal | |
|--|------------|
| Completed Precincts: | 1 of 1 |
| YES | 250 79.11% |
| NO | 66 20.89% |

| REGISTRATION & TURNOUT | |
|--------------------------------|----------|
| Non Partisan | |
| Completed Precincts: | 0 of 1 |
| Total Registration | 0 |
| Polling Place Ballots Cast | 0 0.00% |
| Manual Data Entry Ballots Cast | 0 0.00% |
| SPR Host Ballots Cast | 1 0.00% |
| Clerk Ballots Cast | 0 0.00% |
| AV Counting Group Ballots Cast | 70 0.00% |
| Total Ballots Cast | 71 0.00% |

| REP - President of the United States | |
|--------------------------------------|----------|
| Completed Precincts: | 1 of 1 |
| Uncommitted | 3 37.50% |
| Jeb Bush | 2 25.00% |
| Chris Christie | 1 12.50% |
| John R. Kasich | 1 12.50% |
| Rand Paul | 1 12.50% |
| Ben Carson | 0 0.00% |
| Ted Cruz | 0 0.00% |
| Carly Fiorina | 0 0.00% |
| Lindsey Graham | 0 0.00% |
| Mike Huckabee | 0 0.00% |
| George Pataki | 0 0.00% |
| Marco Rubio | 0 0.00% |
| Rick Santorum | 0 0.00% |
| Donald J. Trump | 0 0.00% |
| Write-In | 0 0.00% |

| Benton Harbor School Operating Millage | |
|--|------------|
| Completed Precincts: | 1 of 1 |
| YES | 228 74.51% |
| NO | 78 25.49% |

| REGISTRATION & TURNOUT | |
|--------------------------------|---------|
| Republican | |
| Completed Precincts: | 0 of 1 |
| Total Registration | 0 |
| Polling Place Ballots Cast | 0 0.00% |
| Manual Data Entry Ballots Cast | 0 0.00% |
| SPR Host Ballots Cast | 3 0.00% |
| Clerk Ballots Cast | 0 0.00% |
| AV Counting Group Ballots Cast | 0 0.00% |
| Total Ballots Cast | 3 0.00% |

| DEM - President of the United States | |
|--------------------------------------|------------|
| Completed Precincts: | 1 of 1 |
| Hillary Clinton | 263 81.17% |
| Bernie Sanders | 57 17.59% |
| Uncommitted | 3 0.93% |
| Martin J. O'Malley | 1 0.31% |
| Roque Rocky De La Fuente | 0 0.00% |
| Write-In | 0 0.00% |

| REGISTRATION & TURNOUT | |
|----------------------------|---------|
| Democratic | |
| Completed Precincts: | 0 of 1 |
| Total Registration | 0 |
| Polling Place Ballots Cast | 0 0.00% |

| REGISTRATION & TURNOUT | | REGISTRATION & TURNOUT | | REGISTRATION & TURNOUT | |
|--------------------------------|--|--------------------------------|--|--|--|
| MI County | | Democratic | | Benton Harbor School Operating Millage Renewal | |
| Completed Precincts: | | Completed Precincts: | | Completed Precincts: | |
| Total Registration | | Total Registration | | Total Registration | |
| 0 of 1 | | 0 of 1 | | 1 of 1 | |
| 2,547 | | 0 | | 188 71.76% | |
| Polling Place Ballots Cast | | Manual Data Entry Ballots Cast | | YES | |
| 0 0.00% | | 0 0.00% | | NO | |
| Manual Data Entry Ballots Cast | | SPR Host Ballots Cast | | 188 71.76% | |
| 0 0.00% | | 250 0.00% | | 74 28.24% | |
| SPR Host Ballots Cast | | Clerk Ballots Cast | | Benton Harbor School Operating Millage | |
| 274 10.76% | | 0 0.00% | | | |
| Clerk Ballots Cast | | AV Counting Group Ballots Cast | | | |
| 0 0.00% | | 0 0.00% | | | |
| AV Counting Group Ballots Cast | | Total Ballots Cast | | | |
| 26 1.02% | | 250 0.00% | | | |
| Total Ballots Cast | | | | | |
| 300 11.78% | | | | | |

| REGISTRATION & TURNOUT | | REP - President of the United States | |
|--------------------------------|--|--------------------------------------|--|
| Non Partisan | | Completed Precincts: | |
| Completed Precincts: | | 1 of 1 | |
| Total Registration | | YES | |
| 0 of 1 | | NO | |
| 0 | | 170 66.41% | |
| Polling Place Ballots Cast | | 86 33.59% | |
| 0 0.00% | | | |
| Manual Data Entry Ballots Cast | | | |
| 0 0.00% | | | |
| SPR Host Ballots Cast | | | |
| 2 0.00% | | | |
| Clerk Ballots Cast | | | |
| 0 0.00% | | | |
| AV Counting Group Ballots Cast | | | |
| 26 0.00% | | | |
| Total Ballots Cast | | | |
| 28 0.00% | | | |

| REGISTRATION & TURNOUT | | DEM - President of the United States | |
|--------------------------------|--|--------------------------------------|--|
| Republican | | Completed Precincts: | |
| Completed Precincts: | | 1 of 1 | |
| Total Registration | | YES | |
| 0 of 1 | | NO | |
| 0 | | 170 66.41% | |
| Polling Place Ballots Cast | | 86 33.59% | |
| 0 0.00% | | | |
| Manual Data Entry Ballots Cast | | | |
| 0 0.00% | | | |
| SPR Host Ballots Cast | | | |
| 22 0.00% | | | |
| Clerk Ballots Cast | | | |
| 0 0.00% | | | |
| AV Counting Group Ballots Cast | | | |
| 0 0.00% | | | |
| Total Ballots Cast | | | |
| 22 0.00% | | | |

| REGISTRATION & TURNOUT | | DEM - President of the United States | |
|--------------------------------|--|--------------------------------------|--|
| Democratic | | Completed Precincts: | |
| Completed Precincts: | | 1 of 1 | |
| Total Registration | | YES | |
| 0 of 1 | | NO | |
| 0 | | 170 66.41% | |
| Polling Place Ballots Cast | | 86 33.59% | |
| 0 0.00% | | | |
| Manual Data Entry Ballots Cast | | | |
| 0 0.00% | | | |
| SPR Host Ballots Cast | | | |
| 22 0.00% | | | |
| Clerk Ballots Cast | | | |
| 0 0.00% | | | |
| AV Counting Group Ballots Cast | | | |
| 0 0.00% | | | |
| Total Ballots Cast | | | |
| 22 0.00% | | | |

| REGISTRATION & TURNOUT | | DEM - President of the United States | |
|----------------------------|--|--------------------------------------|--|
| Democratic | | Completed Precincts: | |
| Completed Precincts: | | 1 of 1 | |
| Total Registration | | YES | |
| 0 of 1 | | NO | |
| 0 | | 170 66.41% | |
| Polling Place Ballots Cast | | 86 33.59% | |
| 0 0.00% | | | |

MI County
City of Bridgman Precinct 1

Berrien County Michigan
City of Bridgman Precinct 1

Berrien_March2016_E
City of Buchanan Precinct 1 March 8, 2016

| REGISTRATION & TURNOUT | |
|--------------------------------|------------|
| MI County | |
| Completed Precincts: | 0 of 1 |
| Total Registration | 1,717 |
| Polling Place Ballots Cast | 0 0.00% |
| Manual Data Entry Ballots Cast | 0 0.00% |
| SPR Host Ballots Cast | 541 31.51% |
| Clerk Ballots Cast | 0 0.00% |
| AV Counting Group Ballots Cast | 0 0.00% |
| Total Ballots Cast | 541 31.51% |

| REGISTRATION & TURNOUT | |
|--------------------------------|-----------|
| Democratic | |
| Completed Precincts: | 0 of 1 |
| Total Registration | 0 |
| Manual Data Entry Ballots Cast | 0 0.00% |
| SPR Host Ballots Cast | 152 0.00% |
| Clerk Ballots Cast | 0 0.00% |
| AV Counting Group Ballots Cast | 0 0.00% |
| Total Ballots Cast | 152 0.00% |

| REGISTRATION & TURNOUT | |
|--------------------------------|------------|
| MI County | |
| Completed Precincts: | 0 of 1 |
| Total Registration | 1,940 |
| Polling Place Ballots Cast | 0 0.00% |
| Manual Data Entry Ballots Cast | 0 0.00% |
| SPR Host Ballots Cast | 450 23.20% |
| Clerk Ballots Cast | 0 0.00% |
| AV Counting Group Ballots Cast | 0 0.00% |
| Total Ballots Cast | 450 23.20% |

| REGISTRATION & TURNOUT | |
|--------------------------------|---------|
| Non Partisan | |
| Completed Precincts: | 0 of 1 |
| Total Registration | 0 |
| Polling Place Ballots Cast | 0 0.00% |
| Manual Data Entry Ballots Cast | 0 0.00% |
| SPR Host Ballots Cast | 0 0.00% |
| Clerk Ballots Cast | 0 0.00% |
| AV Counting Group Ballots Cast | 0 0.00% |
| Total Ballots Cast | 0 0.00% |

| REP - President of the United States | |
|--------------------------------------|------------|
| Completed Precincts: | 1 of 1 |
| Donald J. Trump | 130 33.42% |
| Ted Cruz | 103 26.48% |
| John R. Kasich | 82 21.08% |
| Marco Rubio | 41 10.54% |
| Uncommitted | 14 3.60% |
| Jeb Bush | 9 2.31% |
| Ben Carson | 5 1.29% |
| Rand Paul | 2 0.51% |
| Rick Santorum | 2 0.51% |
| Mike Huckabee | 1 0.26% |
| Chris Christie | 0 0.00% |
| Carly Fiorina | 0 0.00% |
| Lindsey Graham | 0 0.00% |
| George Pataki | 0 0.00% |
| Write-In | 0 0.00% |

| REGISTRATION & TURNOUT | |
|--------------------------------|---------|
| Non Partisan | |
| Completed Precincts: | 0 of 1 |
| Total Registration | 0 |
| Polling Place Ballots Cast | 0 0.00% |
| Manual Data Entry Ballots Cast | 0 0.00% |
| SPR Host Ballots Cast | 0 0.00% |
| Clerk Ballots Cast | 0 0.00% |
| AV Counting Group Ballots Cast | 0 0.00% |
| Total Ballots Cast | 0 0.00% |

| REGISTRATION & TURNOUT | |
|--------------------------------|-----------|
| Republican | |
| Completed Precincts: | 0 of 1 |
| Total Registration | 0 |
| Polling Place Ballots Cast | 0 0.00% |
| Manual Data Entry Ballots Cast | 0 0.00% |
| SPR Host Ballots Cast | 389 0.00% |
| Clerk Ballots Cast | 0 0.00% |
| AV Counting Group Ballots Cast | 0 0.00% |
| Total Ballots Cast | 389 0.00% |

| DEM - President of the United States | |
|--------------------------------------|-----------|
| Completed Precincts: | 1 of 1 |
| Bernie Sanders | 83 54.61% |
| Hillary Clinton | 67 44.08% |
| Uncommitted | 2 1.32% |
| Roque Rocky De La Fuente | 0 0.00% |
| Martin J. O'Malley | 0 0.00% |
| Write-In | 0 0.00% |

| REGISTRATION & TURNOUT | |
|--------------------------------|-----------|
| Republican | |
| Completed Precincts: | 0 of 1 |
| Total Registration | 0 |
| Polling Place Ballots Cast | 0 0.00% |
| Manual Data Entry Ballots Cast | 0 0.00% |
| SPR Host Ballots Cast | 261 0.00% |
| Clerk Ballots Cast | 0 0.00% |
| AV Counting Group Ballots Cast | 0 0.00% |
| Total Ballots Cast | 261 0.00% |

| REGISTRATION & TURNOUT | |
|----------------------------|---------|
| Democratic | |
| Completed Precincts: | 0 of 1 |
| Total Registration | 0 |
| Polling Place Ballots Cast | 0 0.00% |

| REGISTRATION & TURNOUT | |
|----------------------------|---------|
| Democratic | |
| Completed Precincts: | 0 of 1 |
| Total Registration | 0 |
| Polling Place Ballots Cast | 0 0.00% |

| REGISTRATION & TURNOUT | |
|----------------------------|---------|
| Democratic | |
| Completed Precincts: | 0 of 1 |
| Total Registration | 0 |
| Polling Place Ballots Cast | 0 0.00% |

| REGISTRATION & TURNOUT | | REGISTRATION & TURNOUT | | REGISTRATION & TURNOUT | |
|--|--|--|--|--|--|
| Democratic | | MI County | | Democratic | |
| Completed Precincts: 0 of 1 | | Completed Precincts: 0 of 1 | | Completed Precincts: 0 of 1 | |
| Total Registration 0 | | Total Registration 1,368 | | Total Registration 0 | |
| Manual Data Entry Ballots Cast 0 0.00% | | Manual Data Entry Ballots Cast 0 0.00% | | Manual Data Entry Ballots Cast 0 0.00% | |
| SPR Host Ballots Cast 189 0.00% | | SPR Host Ballots Cast 0 0.00% | | SPR Host Ballots Cast 151 0.00% | |
| Clerk Ballots Cast 0 0.00% | | Clerk Ballots Cast 363 28.00% | | Clerk Ballots Cast 0 0.00% | |
| AV Counting Group Ballots Cast 0 0.00% | | AV Counting Group Ballots Cast 0 0.00% | | AV Counting Group Ballots Cast 0 0.00% | |
| Total Ballots Cast 189 0.00% | | Total Ballots Cast 363 28.00% | | Total Ballots Cast 151 0.00% | |

| REP - President of the United States | | REGISTRATION & TURNOUT | | REP - President of the United States | |
|--|--|--|--|--|--|
| Completed Precincts: 1 of 1 | | Non Partisan | | Completed Precincts: 1 of 1 | |
| Total Registration | | Completed Precincts: 0 of 1 | | Total Registration | |
| Total Registration 0 | | Total Registration 0 | | Total Registration 0 | |
| Polling Place Ballots Cast 0 0.00% | | Manual Data Entry Ballots Cast 0 0.00% | | Manual Data Entry Ballots Cast 0 0.00% | |
| Manual Data Entry Ballots Cast 39 14.94% | | SPR Host Ballots Cast 0 0.00% | | SPR Host Ballots Cast 28 12.07% | |
| SPR Host Ballots Cast 17 6.51% | | Clerk Ballots Cast 0 0.00% | | Clerk Ballots Cast 21 9.05% | |
| Clerk Ballots Cast 5 1.92% | | AV Counting Group Ballots Cast 0 0.00% | | AV Counting Group Ballots Cast 6 2.59% | |
| AV Counting Group Ballots Cast 2 0.77% | | Total Ballots Cast 0 0.00% | | Total Ballots Cast 5 2.16% | |
| Total Ballots Cast 2 0.77% | | Total Ballots Cast 0 0.00% | | Total Ballots Cast 3 1.29% | |
| DEM - President of the United States | | REGISTRATION & TURNOUT | | DEM - President of the United States | |
| Republican | | Completed Precincts: 0 of 1 | | Completed Precincts: 1 of 1 | |
| Total Registration 0 | | Total Registration 0 | | Total Registration 0 | |
| Polling Place Ballots Cast 0 0.00% | | Manual Data Entry Ballots Cast 0 0.00% | | Manual Data Entry Ballots Cast 78 51.66% | |
| Manual Data Entry Ballots Cast 0 0.00% | | SPR Host Ballots Cast 232 0.00% | | SPR Host Ballots Cast 70 46.36% | |
| SPR Host Ballots Cast 0 0.00% | | Clerk Ballots Cast 0 0.00% | | Clerk Ballots Cast 2 1.32% | |
| Clerk Ballots Cast 0 0.00% | | AV Counting Group Ballots Cast 0 0.00% | | AV Counting Group Ballots Cast 1 0.65% | |
| AV Counting Group Ballots Cast 0 0.00% | | Total Ballots Cast 232 0.00% | | Total Ballots Cast 78 51.66% | |
| Total Ballots Cast 0 0.00% | | Total Ballots Cast 232 0.00% | | Total Ballots Cast 70 46.36% | |

| DEM - President of the United States | | REGISTRATION & TURNOUT | | DEM - President of the United States | |
|--|--|--|--|--|--|
| Completed Precincts: 1 of 1 | | Democratic | | Completed Precincts: 1 of 1 | |
| Total Registration 0 | | Completed Precincts: 0 of 1 | | Total Registration 0 | |
| Total Registration 0 | | Total Registration 0 | | Total Registration 0 | |
| Polling Place Ballots Cast 0 0.00% | | Manual Data Entry Ballots Cast 0 0.00% | | Manual Data Entry Ballots Cast 78 51.66% | |
| Manual Data Entry Ballots Cast 0 0.00% | | SPR Host Ballots Cast 232 0.00% | | SPR Host Ballots Cast 70 46.36% | |
| SPR Host Ballots Cast 0 0.00% | | Clerk Ballots Cast 0 0.00% | | Clerk Ballots Cast 2 1.32% | |
| Clerk Ballots Cast 0 0.00% | | AV Counting Group Ballots Cast 0 0.00% | | AV Counting Group Ballots Cast 1 0.65% | |
| AV Counting Group Ballots Cast 0 0.00% | | Total Ballots Cast 232 0.00% | | Total Ballots Cast 78 51.66% | |
| Total Ballots Cast 0 0.00% | | Total Ballots Cast 232 0.00% | | Total Ballots Cast 70 46.36% | |

| REGISTRATION & TURNOUT | |
|--------------------------------|------------|
| MI County | |
| Completed Precincts: | 0 of 1 |
| Total Registration | 1,172 |
| Polling Place Ballots Cast | 0 0.00% |
| Manual Data Entry Ballots Cast | 0 0.00% |
| SPR Host Ballots Cast | 326 27.82% |
| Clerk Ballots Cast | 0 0.00% |
| AV Counting Group Ballots Cast | 0 0.00% |
| Total Ballots Cast | 326 27.82% |

| REGISTRATION & TURNOUT | |
|--------------------------------|-----------|
| Democratic | |
| Completed Precincts: | 0 of 1 |
| Total Registration | 0 |
| Manual Data Entry Ballots Cast | 0 0.00% |
| SPR Host Ballots Cast | 104 0.00% |
| Clerk Ballots Cast | 0 0.00% |
| AV Counting Group Ballots Cast | 0 0.00% |
| Total Ballots Cast | 104 0.00% |

| REGISTRATION & TURNOUT | |
|--------------------------------|------------|
| MI County | |
| Completed Precincts: | 0 of 1 |
| Total Registration | 1,649 |
| Polling Place Ballots Cast | 0 0.00% |
| Manual Data Entry Ballots Cast | 0 0.00% |
| SPR Host Ballots Cast | 458 27.77% |
| Clerk Ballots Cast | 0 0.00% |
| AV Counting Group Ballots Cast | 0 0.00% |
| Total Ballots Cast | 458 27.77% |

| REGISTRATION & TURNOUT | |
|--------------------------------|---------|
| Non Partisan | |
| Completed Precincts: | 0 of 1 |
| Total Registration | 0 |
| Polling Place Ballots Cast | 0 0.00% |
| Manual Data Entry Ballots Cast | 0 0.00% |
| SPR Host Ballots Cast | 0 0.00% |
| Clerk Ballots Cast | 0 0.00% |
| AV Counting Group Ballots Cast | 0 0.00% |
| Total Ballots Cast | 0 0.00% |

| REP - President of the United States | |
|--------------------------------------|-----------|
| Completed Precincts: | 1 of 1 |
| Donald J. Trump | 89 40.09% |
| Ted Cruz | 54 24.32% |
| John R. Kasich | 46 20.72% |
| Marco Rubio | 21 9.46% |
| Ben Carson | 6 2.70% |
| Jeb Bush | 2 0.90% |
| Uncommitted | 2 0.90% |
| Carly Fiorina | 1 0.45% |
| Rick Santorum | 1 0.45% |
| Chris Christie | 0 0.00% |
| Lindsey Graham | 0 0.00% |
| Mike Huckabee | 0 0.00% |
| George Pataki | 0 0.00% |
| Rand Paul | 0 0.00% |
| Write-In | 0 0.00% |

| REGISTRATION & TURNOUT | |
|--------------------------------|---------|
| Non Partisan | |
| Completed Precincts: | 0 of 1 |
| Total Registration | 0 |
| Polling Place Ballots Cast | 0 0.00% |
| Manual Data Entry Ballots Cast | 0 0.00% |
| SPR Host Ballots Cast | 0 0.00% |
| Clerk Ballots Cast | 0 0.00% |
| AV Counting Group Ballots Cast | 0 0.00% |
| Total Ballots Cast | 0 0.00% |

| REGISTRATION & TURNOUT | |
|--------------------------------|-----------|
| Republican | |
| Completed Precincts: | 0 of 1 |
| Total Registration | 0 |
| Polling Place Ballots Cast | 0 0.00% |
| Manual Data Entry Ballots Cast | 0 0.00% |
| SPR Host Ballots Cast | 222 0.00% |
| Clerk Ballots Cast | 0 0.00% |
| AV Counting Group Ballots Cast | 0 0.00% |
| Total Ballots Cast | 222 0.00% |

| DEM - President of the United States | |
|--------------------------------------|-----------|
| Completed Precincts: | 1 of 1 |
| Bernie Sanders | 68 66.02% |
| Hillary Clinton | 34 33.01% |
| Uncommitted | 1 0.97% |
| Roque Rocky De La Fuente | 0 0.00% |
| Martin J. O'Malley | 0 0.00% |
| Write-In | 0 0.00% |

| REGISTRATION & TURNOUT | |
|--------------------------------|-----------|
| Republican | |
| Completed Precincts: | 0 of 1 |
| Total Registration | 0 |
| Polling Place Ballots Cast | 0 0.00% |
| Manual Data Entry Ballots Cast | 0 0.00% |
| SPR Host Ballots Cast | 260 0.00% |
| Clerk Ballots Cast | 0 0.00% |
| AV Counting Group Ballots Cast | 0 0.00% |
| Total Ballots Cast | 260 0.00% |

| REGISTRATION & TURNOUT | |
|----------------------------|---------|
| Democratic | |
| Completed Precincts: | 0 of 1 |
| Total Registration | 0 |
| Polling Place Ballots Cast | 0 0.00% |

| REGISTRATION & TURNOUT | |
|----------------------------|---------|
| Democratic | |
| Completed Precincts: | 0 of 1 |
| Total Registration | 0 |
| Polling Place Ballots Cast | 0 0.00% |

| REGISTRATION & TURNOUT | |
|----------------------------|---------|
| Democratic | |
| Completed Precincts: | 0 of 1 |
| Total Registration | 0 |
| Polling Place Ballots Cast | 0 0.00% |

REGISTRATION & TURNOUT
Democratic

| | |
|--------------------------------|-----------|
| Completed Precincts: | 0 of 1 |
| Total Registration | 0 |
| Manual Data Entry Ballots Cast | 0 0.00% |
| SPR Host Ballots Cast | 198 0.00% |
| Clerk Ballots Cast | 0 0.00% |
| AV Counting Group Ballots Cast | 0 0.00% |
| Total Ballots Cast | 198 0.00% |

REGISTRATION & TURNOUT
MI County

| | |
|--------------------------------|------------|
| Completed Precincts: | 0 of 1 |
| Total Registration | 2,037 |
| Polling Place Ballots Cast | 0 0.00% |
| Manual Data Entry Ballots Cast | 0 0.00% |
| SPR Host Ballots Cast | 351 17.23% |
| Clerk Ballots Cast | 0 0.00% |
| AV Counting Group Ballots Cast | 0 0.00% |
| Total Ballots Cast | 351 17.23% |

REGISTRATION & TURNOUT
Democratic

| | |
|--------------------------------|-----------|
| Completed Precincts: | 0 of 1 |
| Total Registration | 0 |
| Manual Data Entry Ballots Cast | 0 0.00% |
| SPR Host Ballots Cast | 184 0.00% |
| Clerk Ballots Cast | 0 0.00% |
| AV Counting Group Ballots Cast | 0 0.00% |
| Total Ballots Cast | 184 0.00% |

REP - President of the United States

Completed Precincts: 1 of 1

| | |
|-----------------|------------|
| Donald J. Trump | 109 41.92% |
| John R. Kasich | 58 22.31% |
| Ted Cruz | 47 18.08% |
| Marco Rubio | 27 10.38% |
| Uncommitted | 6 2.31% |
| Ben Carson | 5 1.92% |
| Jeb Bush | 4 1.54% |
| Chris Christie | 1 0.38% |
| Carly Fiorina | 1 0.38% |
| Mike Huckabee | 1 0.38% |
| Write-In | 1 0.38% |
| Lindsey Graham | 0 0.00% |
| George Pataki | 0 0.00% |
| Rand Paul | 0 0.00% |
| Rick Santorum | 0 0.00% |

REGISTRATION & TURNOUT
Non Partisan

Completed Precincts: 0 of 1

| | |
|--------------------------------|---------|
| Total Registration | 0 |
| Polling Place Ballots Cast | 0 0.00% |
| Manual Data Entry Ballots Cast | 0 0.00% |
| SPR Host Ballots Cast | 0 0.00% |
| Clerk Ballots Cast | 0 0.00% |
| AV Counting Group Ballots Cast | 0 0.00% |
| Total Ballots Cast | 0 0.00% |

REGISTRATION & TURNOUT
Republican

Completed Precincts: 0 of 1

| | |
|--------------------|---|
| Total Registration | 0 |
|--------------------|---|

DEM - President of the United States

Completed Precincts: 1 of 1

| | |
|--------------------------|-----------|
| Bernie Sanders | 97 48.99% |
| Hillary Clinton | 93 46.97% |
| Uncommitted | 7 3.54% |
| Martin J. O'Malley | 1 0.51% |
| Roque Rocky De La Fuente | 0 0.00% |
| Write-In | 0 0.00% |

REGISTRATION & TURNOUT
Democratic

Completed Precincts: 0 of 1

| | |
|----------------------------|---------|
| Total Registration | 0 |
| Polling Place Ballots Cast | 0 0.00% |

REP - President of the United States

Completed Precincts: 1 of 1

| | |
|-----------------|-----------|
| Ted Cruz | 72 43.11% |
| Donald J. Trump | 60 35.93% |
| John R. Kasich | 18 10.78% |
| Marco Rubio | 11 6.59% |
| Jeb Bush | 4 2.40% |
| Ben Carson | 1 0.60% |
| Uncommitted | 1 0.60% |
| Chris Christie | 0 0.00% |
| Carly Fiorina | 0 0.00% |
| Lindsey Graham | 0 0.00% |
| Mike Huckabee | 0 0.00% |
| George Pataki | 0 0.00% |
| Rand Paul | 0 0.00% |
| Rick Santorum | 0 0.00% |
| Write-In | 0 0.00% |

DEM - President of the United States

Completed Precincts: 1 of 1

| | |
|--------------------------|-----------|
| Bernie Sanders | 99 53.80% |
| Hillary Clinton | 82 44.57% |
| Uncommitted | 3 1.63% |
| Roque Rocky De La Fuente | 0 0.00% |
| Martin J. O'Malley | 0 0.00% |
| Write-In | 0 0.00% |

| REGISTRATION & TURNOUT | |
|--------------------------------|------------|
| MI County | |
| Completed Precincts: | 0 of 1 |
| Total Registration | 2,383 |
| Polling Place Ballots Cast | 0 0.00% |
| Manual Data Entry Ballots Cast | 0 0.00% |
| SPR Host Ballots Cast | 529 22.20% |
| Clerk Ballots Cast | 0 0.00% |
| AV Counting Group Ballots Cast | 0 0.00% |
| Total Ballots Cast | 529 22.20% |

| REGISTRATION & TURNOUT | |
|--------------------------------|-----------|
| Democratic | |
| Completed Precincts: | 0 of 1 |
| Total Registration | 0 |
| Manual Data Entry Ballots Cast | 0 0.00% |
| SPR Host Ballots Cast | 253 0.00% |
| Clerk Ballots Cast | 0 0.00% |
| AV Counting Group Ballots Cast | 0 0.00% |
| Total Ballots Cast | 253 0.00% |

| REGISTRATION & TURNOUT | |
|--------------------------------|------------|
| MI County | |
| Completed Precincts: | 0 of 1 |
| Total Registration | 2,290 |
| Polling Place Ballots Cast | 0 0.00% |
| Manual Data Entry Ballots Cast | 0 0.00% |
| SPR Host Ballots Cast | 403 17.60% |
| Clerk Ballots Cast | 0 0.00% |
| AV Counting Group Ballots Cast | 0 0.00% |
| Total Ballots Cast | 403 17.60% |

| REGISTRATION & TURNOUT | |
|--------------------------------|---------|
| Non Partisan | |
| Completed Precincts: | 0 of 1 |
| Total Registration | 0 |
| Polling Place Ballots Cast | 0 0.00% |
| Manual Data Entry Ballots Cast | 0 0.00% |
| SPR Host Ballots Cast | 0 0.00% |
| Clerk Ballots Cast | 0 0.00% |
| AV Counting Group Ballots Cast | 0 0.00% |
| Total Ballots Cast | 0 0.00% |

| REP - President of the United States | |
|--------------------------------------|------------|
| Completed Precincts: | 1 of 1 |
| Ted Cruz | 110 40.00% |
| Donald J. Trump | 95 34.55% |
| John R. Kasich | 27 9.82% |
| Marco Rubio | 22 8.00% |
| Ben Carson | 9 3.27% |
| Jeb Bush | 5 1.82% |
| Chris Christie | 4 1.45% |
| Uncommitted | 2 0.73% |
| Mike Huckabee | 1 0.36% |
| Carly Fiorina | 0 0.00% |
| Lindsey Graham | 0 0.00% |
| George Pataki | 0 0.00% |
| Rand Paul | 0 0.00% |
| Rick Santorum | 0 0.00% |
| Write-In | 0 0.00% |

| REGISTRATION & TURNOUT | |
|--------------------------------|---------|
| Non Partisan | |
| Completed Precincts: | 0 of 1 |
| Total Registration | 0 |
| Polling Place Ballots Cast | 0 0.00% |
| Manual Data Entry Ballots Cast | 0 0.00% |
| SPR Host Ballots Cast | 0 0.00% |
| Clerk Ballots Cast | 0 0.00% |
| AV Counting Group Ballots Cast | 0 0.00% |
| Total Ballots Cast | 0 0.00% |

| REGISTRATION & TURNOUT | |
|--------------------------------|-----------|
| Republican | |
| Completed Precincts: | 0 of 1 |
| Total Registration | 0 |
| Polling Place Ballots Cast | 0 0.00% |
| Manual Data Entry Ballots Cast | 0 0.00% |
| SPR Host Ballots Cast | 276 0.00% |
| Clerk Ballots Cast | 0 0.00% |
| AV Counting Group Ballots Cast | 0 0.00% |
| Total Ballots Cast | 276 0.00% |

| DEM - President of the United States | |
|--------------------------------------|------------|
| Completed Precincts: | 1 of 1 |
| Bernie Sanders | 135 53.36% |
| Hillary Clinton | 112 44.27% |
| Uncommitted | 5 1.98% |
| Martin J. O'Malley | 1 0.40% |
| Roque Rocky De La Fuente | 0 0.00% |
| Write-In | 0 0.00% |

| REGISTRATION & TURNOUT | |
|--------------------------------|-----------|
| Republican | |
| Completed Precincts: | 0 of 1 |
| Total Registration | 0 |
| Polling Place Ballots Cast | 0 0.00% |
| Manual Data Entry Ballots Cast | 0 0.00% |
| SPR Host Ballots Cast | 198 0.00% |
| Clerk Ballots Cast | 0 0.00% |
| AV Counting Group Ballots Cast | 0 0.00% |
| Total Ballots Cast | 198 0.00% |

| REGISTRATION & TURNOUT | |
|----------------------------|---------|
| Democratic | |
| Completed Precincts: | 0 of 1 |
| Total Registration | 0 |
| Polling Place Ballots Cast | 0 0.00% |

| DEM - President of the United States | |
|--------------------------------------|------------|
| Completed Precincts: | 1 of 1 |
| Bernie Sanders | 135 53.36% |
| Hillary Clinton | 112 44.27% |
| Uncommitted | 5 1.98% |
| Martin J. O'Malley | 1 0.40% |
| Roque Rocky De La Fuente | 0 0.00% |
| Write-In | 0 0.00% |

| REGISTRATION & TURNOUT | |
|----------------------------|---------|
| Democratic | |
| Completed Precincts: | 0 of 1 |
| Total Registration | 0 |
| Polling Place Ballots Cast | 0 0.00% |

REGISTRATION & TURNOUT
Democratic

| | |
|--------------------------------|-----------|
| Completed Precincts: | 0 of 1 |
| Total Registration | 0 |
| Manual Data Entry Ballots Cast | 0 0.00% |
| SPR Host Ballots Cast | 205 0.00% |
| Clerk Ballots Cast | 0 0.00% |
| AV Counting Group Ballots Cast | 0 0.00% |
| Total Ballots Cast | 205 0.00% |

REGISTRATION & TURNOUT
MI County

| | |
|--------------------------------|------------|
| Completed Precincts: | 0 of 1 |
| Total Registration | 2,360 |
| Polling Place Ballots Cast | 0 0.00% |
| Manual Data Entry Ballots Cast | 0 0.00% |
| SPR Host Ballots Cast | 678 28.73% |
| Clerk Ballots Cast | 0 0.00% |
| AV Counting Group Ballots Cast | 0 0.00% |
| Total Ballots Cast | 678 28.73% |

REGISTRATION & TURNOUT
Democratic

| | |
|--------------------------------|-----------|
| Completed Precincts: | 0 of 1 |
| Total Registration | 0 |
| Manual Data Entry Ballots Cast | 0 0.00% |
| SPR Host Ballots Cast | 243 0.00% |
| Clerk Ballots Cast | 0 0.00% |
| AV Counting Group Ballots Cast | 0 0.00% |
| Total Ballots Cast | 243 0.00% |

REP - President of the United States

Completed Precincts: 1 of 1

| | |
|-----------------|-----------|
| Donald J. Trump | 81 41.12% |
| Ted Cruz | 71 36.04% |
| John R. Kasich | 19 9.64% |
| Marco Rubio | 13 6.60% |
| Uncommitted | 5 2.54% |
| Ben Carson | 4 2.03% |
| Jeb Bush | 1 0.51% |
| Mike Huckabee | 1 0.51% |
| Rand Paul | 1 0.51% |
| Write-In | 1 0.51% |
| Chris Christie | 0 0.00% |
| Carly Fiorina | 0 0.00% |
| Lindsey Graham | 0 0.00% |
| George Pataki | 0 0.00% |
| Rick Santorum | 0 0.00% |

REGISTRATION & TURNOUT
Non Partisan

| | |
|--------------------------------|---------|
| Completed Precincts: | 0 of 1 |
| Total Registration | 0 |
| Polling Place Ballots Cast | 0 0.00% |
| Manual Data Entry Ballots Cast | 0 0.00% |
| SPR Host Ballots Cast | 0 0.00% |
| Clerk Ballots Cast | 0 0.00% |
| AV Counting Group Ballots Cast | 0 0.00% |
| Total Ballots Cast | 0 0.00% |

REGISTRATION & TURNOUT
Republican

| | |
|----------------------|--------|
| Completed Precincts: | 0 of 1 |
| Total Registration | 0 |

REP - President of the United States

Completed Precincts: 1 of 1

| | |
|-----------------|------------|
| Ted Cruz | 167 38.39% |
| Donald J. Trump | 133 30.57% |
| John R. Kasich | 63 14.48% |
| Marco Rubio | 42 9.66% |
| Ben Carson | 8 1.84% |
| Jeb Bush | 6 1.38% |
| Uncommitted | 5 1.15% |
| Mike Huckabee | 3 0.69% |
| Chris Christie | 2 0.46% |
| Carly Fiorina | 1 0.23% |
| Lindsey Graham | 1 0.23% |
| George Pataki | 1 0.23% |
| Rand Paul | 1 0.23% |
| Rick Santorum | 1 0.23% |
| Write-In | 1 0.23% |

DEM - President of the United States

Completed Precincts: 1 of 1

| | |
|--------------------------|------------|
| Hillary Clinton | 101 49.75% |
| Bernie Sanders | 96 47.29% |
| Uncommitted | 5 2.46% |
| Martin J. O'Malley | 1 0.49% |
| Roque Rocky De La Fuente | 0 0.00% |
| Write-In | 0 0.00% |

REGISTRATION & TURNOUT
Democratic

| | |
|----------------------------|---------|
| Completed Precincts: | 0 of 1 |
| Total Registration | 0 |
| Polling Place Ballots Cast | 0 0.00% |

DEM - President of the United States

Completed Precincts: 1 of 1

| | |
|--------------------------|------------|
| Bernie Sanders | 136 55.97% |
| Hillary Clinton | 105 43.21% |
| Uncommitted | 2 0.82% |
| Roque Rocky De La Fuente | 0 0.00% |
| Martin J. O'Malley | 0 0.00% |
| Write-In | 0 0.00% |

| REGISTRATION & TURNOUT | | | REGISTRATION & TURNOUT | | | Benton Harbor School Operating Millage Renewal | | |
|--|--|--|--|--|--|--|--|--|
| MI County | | | Democratic | | | | | |
| Completed Precincts: 0 of 1 | | | Completed Precincts: 0 of 1 | | | Completed Precincts: 1 of 1 | | |
| Total Registration 2,399 | | | Total Registration 0 | | | YES 4 100.00% | | |
| Polling Place Ballots Cast 0 0.00% | | | Manual Data Entry Ballots Cast 0 0.00% | | | NO 0 0.00% | | |
| Manual Data Entry Ballots Cast 0 0.00% | | | SPR Host Ballots Cast 293 0.00% | | | | | |
| SPR Host Ballots Cast 719 29.97% | | | Clerk Ballots Cast 0 0.00% | | | | | |
| Clerk Ballots Cast 0 0.00% | | | AV Counting Group Ballots Cast 0 0.00% | | | | | |
| AV Counting Group Ballots Cast 175 7.29% | | | Total Ballots Cast 293 0.00% | | | | | |
| Total Ballots Cast 894 37.27% | | | | | | | | |

| REGISTRATION & TURNOUT | | | REP - President of the United States | | | Benton Harbor School Operating Millage | | |
|--|--|--|--------------------------------------|--|--|--|--|--|
| Non Partisan | | | | | | | | |
| Completed Precincts: 0 of 1 | | | Completed Precincts: 1 of 1 | | | Completed Precincts: 1 of 1 | | |
| Total Registration 0 | | | | | | YES 3 75.00% | | |
| Polling Place Ballots Cast 0 0.00% | | | Donald J. Trump 163 29.58% | | | NO 1 25.00% | | |
| Manual Data Entry Ballots Cast 0 0.00% | | | John R. Kasich 158 28.68% | | | | | |
| SPR Host Ballots Cast 0 0.00% | | | Ted Cruz 111 20.15% | | | | | |
| Clerk Ballots Cast 0 0.00% | | | Marco Rubio 80 14.52% | | | | | |
| AV Counting Group Ballots Cast 175 0.00% | | | Uncommitted 18 3.27% | | | | | |
| Total Ballots Cast 175 0.00% | | | Jeb Bush 11 2.00% | | | | | |
| | | | Ben Carson 8 1.45% | | | | | |
| | | | Mike Huckabee 1 0.18% | | | | | |
| | | | Rand Paul 1 0.18% | | | | | |
| | | | Chris Christie 0 0.00% | | | | | |
| | | | Cathy Fiorina 0 0.00% | | | | | |
| | | | Lindsey Graham 0 0.00% | | | | | |
| | | | George Pataki 0 0.00% | | | | | |
| | | | Rick Santorum 0 0.00% | | | | | |
| | | | Write-In 0 0.00% | | | | | |

| REGISTRATION & TURNOUT | | | DEM - President of the United States | | |
|--|--|--|--------------------------------------|--|--|
| Republican | | | | | |
| Completed Precincts: 0 of 1 | | | Completed Precincts: 1 of 1 | | |
| Total Registration 0 | | | | | |
| Polling Place Ballots Cast 0 0.00% | | | | | |
| Manual Data Entry Ballots Cast 0 0.00% | | | | | |
| SPR Host Ballots Cast 426 0.00% | | | | | |
| Clerk Ballots Cast 0 0.00% | | | | | |
| AV Counting Group Ballots Cast 0 0.00% | | | | | |
| Total Ballots Cast 426 0.00% | | | | | |

| REGISTRATION & TURNOUT | | | Benton Harbor School Operating Millage | | |
|------------------------------------|--|--|--|--|--|
| Democratic | | | | | |
| Completed Precincts: 0 of 1 | | | | | |
| Total Registration 0 | | | | | |
| Polling Place Ballots Cast 0 0.00% | | | | | |

City of St. Joseph Precinct 3March 8, 2016

| REGISTRATION & TURNOUT | |
|--------------------------------|------------|
| MI County | |
| Total Registration | 2,022 |
| Completed Precincts: | 0 of 1 |
| Polling Place Ballots Cast | 0 0.00% |
| Manual Data Entry Ballots Cast | 0 0.00% |
| SPR Host Ballots Cast | 566 27.99% |
| Clerk Ballots Cast | 0 0.00% |
| AV Counting Group Ballots Cast | 105 5.19% |
| Total Ballots Cast | 671 33.18% |

| REGISTRATION & TURNOUT | |
|--------------------------------|-----------|
| Non Partisan | |
| Completed Precincts: | 0 of 1 |
| Total Registration | 0 |
| Polling Place Ballots Cast | 0 0.00% |
| Manual Data Entry Ballots Cast | 0 0.00% |
| SPR Host Ballots Cast | 0 0.00% |
| Clerk Ballots Cast | 0 0.00% |
| AV Counting Group Ballots Cast | 105 0.00% |
| Total Ballots Cast | 105 0.00% |

| REGISTRATION & TURNOUT | | | | | |
|--------------------------------|-----|----------------------|--------|-------|--|
| Republican | | | | | |
| Total Registration | | Completed Precincts: | 0 of 1 | | |
| | | | | 0 | |
| Polling Place Ballots Cast | 0 | | | 0.00% | |
| Manual Data Entry Ballots Cast | 0 | | | 0.00% | |
| SPR Host Ballots Cast | 280 | | | 0.00% | |
| Clerk Ballots Cast | 0 | | | 0.00% | |
| AV Counting Group Ballots Cast | 0 | | | 0.00% | |
| Total Ballots Cast | 280 | | | 0.00% | |

| REGISTRATION & TURNOUT | |
|---------------------------|--------|
| Democratic | |
| Completed Precincts: | 0 of 1 |
| Total Registration | 0 |
| Pollin Place Ballots Cast | 0 |
| | 0.000% |

| REGISTRATION & TURNOUT | |
|--------------------------------|-----------|
| Democratic | |
| Completed Precincts: | 0 of 1 |
| Total Registration | 0 |
| Manual Data Entry Ballots Cast | 0 0.00% |
| SPR Host Ballots Cast | 286 0.00% |
| Clerk Ballots Cast | 0 0.00% |
| AV Counting Group Ballots Cast | 0 0.00% |
| Total Ballots Cast | 286 0.00% |

| REGISTRATION & TURNOUT | |
|--------------------------------|---------|
| MI County | |
| Completed Precincts: | 0 of 1 |
| Total Registration | 100 |
| Polling Place Ballots Cast | 0 0.00% |
| Manual Data Entry Ballots Cast | 0 0.00% |
| SPR Host Ballots Cast | 0 0.00% |
| Clerk Ballots Cast | 0 0.00% |
| AV Counting Group Ballots Cast | 0 0.00% |
| Total Ballots Cast | 0 0.00% |

| REGISTRATION & TURNOUT | |
|--------------------------------|------------|
| MI County | |
| Completed Precincts: | 0 of 1 |
| Total Registration | 1,235 |
| Polling Place Ballots Cast | 0 0.00% |
| Manual Data Entry Ballots Cast | 0 0.00% |
| SPR Host Ballots Cast | 301 24.37% |
| Clerk Ballots Cast | 0 0.00% |
| AV Counting Group Ballots Cast | 0 0.00% |
| Total Ballots Cast | 301 24.37% |

| REP - President of the United States | |
|--------------------------------------|------------|
| Completed Precincts: | 1 of 1 |
| Donald J. Trump | 101 28.86% |
| John R. Kasich | 91 26.00% |
| Ted Cruz | 80 22.86% |
| Marco Rubio | 58 16.57% |
| Uncommitted | 8 2.29% |
| Jeb Bush | 6 1.71% |
| Ben Carson | 4 1.14% |
| Rand Paul | 2 0.57% |
| Chris Christie | 0 0.00% |
| Carly Fiorina | 0 0.00% |
| Lindsey Graham | 0 0.00% |
| Mike Huckabee | 0 0.00% |
| George Pataki | 0 0.00% |
| Rick Santorum | 0 0.00% |
| Write-In | 0 0.00% |

| REGISTRATION & TURNOUT | |
|------------------------|---------|
| Non Partisan | |
| Completed Precincts: | 0 of 1 |
| Total Registration | 0 |
| Total Ballots Cast | 0 0.00% |
| REGISTRATION & TURNOUT | |
| Republican | |
| Completed Precincts: | 0 of 1 |
| Total Registration | 0 |
| Total Ballots Cast | 0 0.00% |

| REGISTRATION & TURNOUT | |
|--------------------------------|-----------|
| Non Partisan | |
| Completed Precincts: | 0 of 1 |
| Total Registration | 0 |
| Polling Place Ballots Cast | 0 0.00% |
| Manual Data Entry Ballots Cast | 0 0.00% |
| SPR Host Ballots Cast | 12 0.00% |
| Clerk Ballots Cast | 0 0.00% |
| AV Counting Group Ballots Cast | 0 0.00% |
| Total Ballots Cast | 12 0.00% |
| REGISTRATION & TURNOUT | |
| Republican | |
| Completed Precincts: | 0 of 1 |
| Total Registration | 0 |
| Polling Place Ballots Cast | 0 0.00% |
| Manual Data Entry Ballots Cast | 0 0.00% |
| SPR Host Ballots Cast | 201 0.00% |
| Clerk Ballots Cast | 0 0.00% |
| AV Counting Group Ballots Cast | 0 0.00% |
| Total Ballots Cast | 201 0.00% |

| DEM - President of the United States | |
|--------------------------------------|------------|
| Completed Precincts: | 1 of 1 |
| Bernie Sanders | 171 53.27% |
| Hillary Clinton | 145 45.17% |
| Uncommitted | 4 1.25% |
| Martin J. O'Malley | 1 0.31% |
| Roque Rocky De La Fuente | 0 0.00% |
| Write-In | 0 0.00% |

| REGISTRATION & TURNOUT | |
|------------------------|---------|
| Democratic | |
| Completed Precincts: | 0 of 1 |
| Total Registration | 0 |
| Total Ballots Cast | 0 0.00% |

| REGISTRATION & TURNOUT | |
|--------------------------------|-----------|
| Democratic | |
| Completed Precincts: | 0 of 1 |
| Total Registration | 0 |
| Polling Place Ballots Cast | 0 0.00% |
| Manual Data Entry Ballots Cast | 0 0.00% |
| SPR Host Ballots Cast | 201 0.00% |
| Clerk Ballots Cast | 0 0.00% |
| AV Counting Group Ballots Cast | 0 0.00% |
| Total Ballots Cast | 201 0.00% |

| REGISTRATION & TURNOUT | | City of Watervliet Fire Millage | | REGISTRATION & TURNOUT | |
|--------------------------------|--------|---------------------------------|--------|--------------------------------|--------|
| Democratic | | | | MI County | |
| Completed Precincts: | 0 of 1 | Completed Precincts: | 1 of 1 | Completed Precincts: | 0 of 1 |
| Total Registration | 0 | | | Total Registration | 2,045 |
| Manual Data Entry Ballots Cast | 0 | | | Polling Place Ballots Cast | 0 |
| SPR Host Ballots Cast | 88 | | | Manual Data Entry Ballots Cast | 0 |
| Clerk Ballots Cast | 0 | | | SPR Host Ballots Cast | 747 |
| AV Counting Group Ballots Cast | 0 | | | Clerk Ballots Cast | 0 |
| Total Ballots Cast | 88 | | | AV Counting Group Ballots Cast | 0 |
| | 0.00% | | | Total Ballots Cast | 747 |
| | 0.00% | | | | 36.53% |

| REGISTRATION & TURNOUT | | City of Watervliet Police Millage | | REGISTRATION & TURNOUT | |
|--------------------------------------|--------|-----------------------------------|--------|--------------------------------|--------|
| REP - President of the United States | | | | Non Partisan | |
| Completed Precincts: | 1 of 1 | Completed Precincts: | 1 of 1 | Completed Precincts: | 0 of 1 |
| | | | | Total Registration | 0 |
| Donald J. Trump | 85 | | | Polling Place Ballots Cast | 0 |
| Ted Cruz | 58 | | | Manual Data Entry Ballots Cast | 0 |
| John R. Kasich | 30 | | | SPR Host Ballots Cast | 2 |
| Marco Rubio | 14 | | | Clerk Ballots Cast | 0 |
| Ben Carson | 6 | | | AV Counting Group Ballots Cast | 0 |
| Mike Huckabee | 2 | | | Total Ballots Cast | 2 |
| Uncommitted | 2 | | | | 0.00% |
| Chris Christie | 1 | | | | 0.00% |
| Carty Fiorina | 1 | | | | 0.00% |
| Rand Paul | 1 | | | | 0.00% |
| Rick Santorum | 1 | | | | 0.00% |
| Jeb Bush | 0 | | | | 0.00% |
| Lindsey Graham | 0 | | | | 0.00% |
| George Pataki | 0 | | | | 0.00% |
| Write-In | 0 | | | | 0.00% |

| REGISTRATION & TURNOUT | | City of Watervliet Fire Millage | | REGISTRATION & TURNOUT | |
|--------------------------------------|--------|---------------------------------|--------|--------------------------------|--------|
| DEM - President of the United States | | | | Republican | |
| Completed Precincts: | 1 of 1 | Completed Precincts: | 1 of 1 | Completed Precincts: | 0 of 1 |
| | | | | Total Registration | 0 |
| Donald J. Trump | 85 | | | Polling Place Ballots Cast | 0 |
| Ted Cruz | 58 | | | Manual Data Entry Ballots Cast | 0 |
| John R. Kasich | 30 | | | SPR Host Ballots Cast | 605 |
| Marco Rubio | 14 | | | Clerk Ballots Cast | 0 |
| Ben Carson | 6 | | | AV Counting Group Ballots Cast | 0 |
| Mike Huckabee | 2 | | | Total Ballots Cast | 605 |
| Uncommitted | 2 | | | | 0.00% |
| Chris Christie | 1 | | | | 0.00% |
| Carty Fiorina | 1 | | | | 0.00% |
| Rand Paul | 1 | | | | 0.00% |
| Rick Santorum | 1 | | | | 0.00% |
| Jeb Bush | 0 | | | | 0.00% |
| Lindsey Graham | 0 | | | | 0.00% |
| George Pataki | 0 | | | | 0.00% |
| Write-In | 0 | | | | 0.00% |

| REGISTRATION & TURNOUT | | City of Watervliet Fire Millage | | REGISTRATION & TURNOUT | |
|--------------------------------------|--------|---------------------------------|--------|--------------------------------|--------|
| DEM - President of the United States | | | | Democratic | |
| Completed Precincts: | 1 of 1 | Completed Precincts: | 1 of 1 | Completed Precincts: | 0 of 1 |
| | | | | Total Registration | 0 |
| Bernie Sanders | 46 | | | Polling Place Ballots Cast | 0 |
| Hillary Clinton | 40 | | | Manual Data Entry Ballots Cast | 0 |
| Uncommitted | 1 | | | SPR Host Ballots Cast | 605 |
| Roque Rocky De La Fuente | 0 | | | Clerk Ballots Cast | 0 |
| Martin J. O'Malley | 0 | | | AV Counting Group Ballots Cast | 0 |
| Write-In | 0 | | | Total Ballots Cast | 605 |
| | 0.00% | | | | 0.00% |
| | 0.00% | | | | 0.00% |
| | 0.00% | | | | 0.00% |
| | 0.00% | | | | 0.00% |

| REGISTRATION & TURNOUT | | City of Watervliet Fire Millage | | REGISTRATION & TURNOUT | |
|----------------------------|--------|---------------------------------|--------|----------------------------|--------|
| Democratic | | | | Democratic | |
| Completed Precincts: | 0 of 1 | Completed Precincts: | 1 of 1 | Completed Precincts: | 0 of 1 |
| Total Registration | 0 | | | Total Registration | 0 |
| Polling Place Ballots Cast | 0 | | | Polling Place Ballots Cast | 0 |
| | 0.00% | | | | 0.00% |

| REGISTRATION & TURNOUT | | |
|--------------------------------------|-----|--------|
| Democratic | | |
| Completed Precincts: 0 of 1 | | |
| Total Registration | 0 | |
| Manual Data Entry Ballots Cast | | |
| SPR Host Ballots Cast | 140 | 0.00% |
| Clerk Ballots Cast | 0 | 0.00% |
| AV Counting Group Ballots Cast | 0 | 0.00% |
| Total Ballots Cast | 140 | 0.00% |
| REP - President of the United States | | |
| Completed Precincts: 1 of 1 | | |
| Donald J. Trump | 214 | 35.49% |
| Ted Cruz | 177 | 29.35% |
| John R. Kasich | 102 | 16.92% |
| Marco Rubio | 66 | 10.95% |
| Uncommitted | 19 | 3.15% |
| Jeb Bush | 8 | 1.33% |
| Ben Carson | 8 | 1.33% |
| Chris Christie | 4 | 0.66% |
| Mike Huckabee | 2 | 0.33% |
| Rick Santorum | 2 | 0.33% |
| Rand Paul | 1 | 0.17% |
| Cathy Fiorina | 0 | 0.00% |
| Lindsey Graham | 0 | 0.00% |
| George Pataki | 0 | 0.00% |
| Write-In | 0 | 0.00% |
| DEM - President of the United States | | |
| Completed Precincts: 1 of 1 | | |
| Bernie Sanders | 74 | 52.86% |
| Hillary Clinton | 53 | 37.86% |
| Uncommitted | 12 | 8.57% |
| Write-In | 1 | 0.71% |
| Roque Rocky De La Fuente | 0 | 0.00% |
| Martin J. O'Malley | 0 | 0.00% |

| | |
|--|------------|
| Benton Harbor School Operating Millage Renewal | |
| Completed Precincts: | 1 of 1 |
| YES | 84 50.60% |
| NO | 82 49.40% |
| Benton Harbor School Operating Millage | |
| Completed Precincts: | 1 of 1 |
| YES | 110 66.67% |
| NO | 55 33.33% |

| REGISTRATION & TURNOUT | | |
|--------------------------------|----------------------|--------|
| MI County | | |
| | Completed Precincts: | 0 of 1 |
| Total Registration | | 100 |
| Polling Place Ballots Cast | 0 | 0.00% |
| Manual Data Entry Ballots Cast | 0 | 0.00% |
| SPR Host Ballots Cast | 0 | 0.00% |
| Clerk Ballots Cast | 0 | 0.00% |
| AV Counting Group Ballots Cast | 0 | 0.00% |
| Total Ballots Cast | 0 | 0.00% |

| | |
|------------------------|---------|
| REGISTRATION & TURNOUT | |
| Non Partisan | |
| Completed Precincts: | 0 of 1 |
| Total Registration | 0 |
| Total Ballots Cast | 0 0.00% |

| REGISTRATION & TURNOUT | |
|------------------------|---------|
| Republican | |
| Completed Precincts: | 0 of 1 |
| Total Registration | 0 |
| Total Ballots Cast | 0 0.00% |

REGISTRATION & TURNOUT

| | |
|------------------------|---------|
| REGISTRATION & TURNOUT | |
| Democratic | |
| Completed Precincts: | 0 of 1 |
| Total Registration | 0 |
| Total Ballots Cast | 0 0.00% |

Baroda Township Precinct 1

| Baroda Township Operating Millage | | |
|-----------------------------------|--------|--------|
| Completed Precincts: | 1 of 1 | |
| YES | 379 | 52.57% |
| NO | 342 | 47.43% |

Berrien_March2016_E

| | |
|--|------------|
| Benton Harbor School Operating Millage Renewal | |
| Completed Precincts: 1 of 1 | |
| YES | 283 63.88% |
| NO | 160 36.12% |
| Benton Harbor School Operating Millage | |
| Completed Precincts: 1 of 1 | |
| YES | 223 51.86% |
| NO | 207 48.14% |

| REGISTRATION & TURNOUT | | REGISTRATION & TURNOUT | | REGISTRATION & TURNOUT | |
|--------------------------------|--|--------------------------------|--|--|--|
| MI County | | Democratic | | Benton Harbor School Operating Millage Renewal | |
| Completed Precincts: | | Completed Precincts: | | Completed Precincts: | |
| Total Registration | | Total Registration | | Total Registration | |
| 0 of 1 | | 0 of 1 | | 1 of 1 | |
| 2,193 | | 0 | | 166 72.81% | |
| Polling Place Ballots Cast | | Manual Data Entry Ballots Cast | | YES | |
| 0 0.00% | | 0 0.00% | | NO | |
| Manual Data Entry Ballots Cast | | SPR Host Ballots Cast | | 166 72.81% | |
| 0 0.00% | | 205 0.00% | | 62 27.19% | |
| SPR Host Ballots Cast | | Clerk Ballots Cast | | Benton Harbor School Operating Millage | |
| 256 11.67% | | 0 0.00% | | | |
| Clerk Ballots Cast | | AV Counting Group Ballots Cast | | | |
| 0 0.00% | | 0 0.00% | | | |
| AV Counting Group Ballots Cast | | Total Ballots Cast | | | |
| 0 0.00% | | 205 0.00% | | | |
| Total Ballots Cast | | | | | |
| 256 11.67% | | | | | |

| REGISTRATION & TURNOUT | | REP - President of the United States | |
|--------------------------------|--|--------------------------------------|--|
| Non Partisan | | Completed Precincts: | |
| Completed Precincts: | | 1 of 1 | |
| Total Registration | | YES | |
| 0 of 1 | | NO | |
| 0 | | 152 66.38% | |
| Polling Place Ballots Cast | | 77 33.62% | |
| 0 0.00% | | | |
| Manual Data Entry Ballots Cast | | | |
| 0 0.00% | | | |
| SPR Host Ballots Cast | | | |
| 4 0.00% | | | |
| Clerk Ballots Cast | | | |
| 0 0.00% | | | |
| AV Counting Group Ballots Cast | | | |
| 0 0.00% | | | |
| Total Ballots Cast | | | |
| 4 0.00% | | | |

| REGISTRATION & TURNOUT | | DEM - President of the United States | |
|--------------------------------|--|--------------------------------------|--|
| Republican | | Completed Precincts: | |
| Completed Precincts: | | 1 of 1 | |
| Total Registration | | YES | |
| 0 of 1 | | NO | |
| 0 | | 25 53.19% | |
| Polling Place Ballots Cast | | 11 23.40% | |
| 0 0.00% | | 4 8.51% | |
| Manual Data Entry Ballots Cast | | 3 6.38% | |
| 0 0.00% | | 2 4.26% | |
| SPR Host Ballots Cast | | 1 2.13% | |
| 4 0.00% | | 1 2.13% | |
| Clerk Ballots Cast | | 0 0.00% | |
| AV Counting Group Ballots Cast | | 0 0.00% | |
| 0 0.00% | | 0 0.00% | |
| Total Ballots Cast | | 0 0.00% | |
| 4 0.00% | | 0 0.00% | |

| REGISTRATION & TURNOUT | | DEM - President of the United States | |
|--------------------------------|--|--------------------------------------|--|
| Democratic | | Completed Precincts: | |
| Completed Precincts: | | 1 of 1 | |
| Total Registration | | YES | |
| 0 of 1 | | NO | |
| 0 | | 153 75.37% | |
| Polling Place Ballots Cast | | 45 22.17% | |
| 0 0.00% | | 3 1.48% | |
| Manual Data Entry Ballots Cast | | 1 0.49% | |
| 0 0.00% | | 1 0.49% | |
| SPR Host Ballots Cast | | 0 0.00% | |
| 47 0.00% | | 0 0.00% | |
| Clerk Ballots Cast | | | |
| 0 0.00% | | | |
| AV Counting Group Ballots Cast | | | |
| 0 0.00% | | | |
| Total Ballots Cast | | | |
| 47 0.00% | | | |

| REGISTRATION & TURNOUT | | DEM - President of the United States | |
|--------------------------------|--|--------------------------------------|--|
| Democratic | | Completed Precincts: | |
| Completed Precincts: | | 0 of 1 | |
| Total Registration | | YES | |
| 0 of 1 | | NO | |
| 0 | | 153 75.37% | |
| Polling Place Ballots Cast | | 45 22.17% | |
| 0 0.00% | | 3 1.48% | |
| Manual Data Entry Ballots Cast | | 1 0.49% | |
| 0 0.00% | | 1 0.49% | |
| SPR Host Ballots Cast | | 0 0.00% | |
| 47 0.00% | | 0 0.00% | |
| Clerk Ballots Cast | | | |
| 0 0.00% | | | |
| AV Counting Group Ballots Cast | | | |
| 0 0.00% | | | |
| Total Ballots Cast | | | |
| 47 0.00% | | | |

REGISTRATION & TURNOUT
MI County

| | |
|--------------------------------|------------|
| Completed Precincts: | 0 of 1 |
| Total Registration | 1,102 |
| Polling Place Ballots Cast | 0 0.00% |
| Manual Data Entry Ballots Cast | 0 0.00% |
| SPR Host Ballots Cast | 311 28.22% |
| Clerk Ballots Cast | 0 0.00% |
| AV Counting Group Ballots Cast | 0 0.00% |
| Total Ballots Cast | 311 28.22% |

REGISTRATION & TURNOUT
Non Partisan

| | |
|--------------------------------|---------|
| Completed Precincts: | 0 of 1 |
| Total Registration | 0 |
| Polling Place Ballots Cast | 0 0.00% |
| Manual Data Entry Ballots Cast | 0 0.00% |
| SPR Host Ballots Cast | 7 0.00% |
| Clerk Ballots Cast | 0 0.00% |
| AV Counting Group Ballots Cast | 0 0.00% |
| Total Ballots Cast | 7 0.00% |

REGISTRATION & TURNOUT
Republican

| | |
|--------------------------------|-----------|
| Completed Precincts: | 0 of 1 |
| Total Registration | 0 |
| Polling Place Ballots Cast | 0 0.00% |
| Manual Data Entry Ballots Cast | 0 0.00% |
| SPR Host Ballots Cast | 123 0.00% |
| Clerk Ballots Cast | 0 0.00% |
| AV Counting Group Ballots Cast | 0 0.00% |
| Total Ballots Cast | 123 0.00% |

REGISTRATION & TURNOUT
Democratic

| | |
|----------------------------|---------|
| Completed Precincts: | 0 of 1 |
| Total Registration | 0 |
| Polling Place Ballots Cast | 0 0.00% |

REGISTRATION & TURNOUT
Democratic

| | |
|--------------------------------|-----------|
| Completed Precincts: | 0 of 1 |
| Total Registration | 0 |
| Manual Data Entry Ballots Cast | 0 0.00% |
| SPR Host Ballots Cast | 181 0.00% |
| Clerk Ballots Cast | 0 0.00% |
| AV Counting Group Ballots Cast | 0 0.00% |
| Total Ballots Cast | 181 0.00% |

REP - President of the United States

| | |
|----------------------|-----------|
| Completed Precincts: | 1 of 1 |
| Donald J. Trump | 50 40.98% |
| Ted Cruz | 29 23.77% |
| John R. Kasich | 16 13.11% |
| Marco Rubio | 16 13.11% |
| Uncommitted | 5 4.10% |
| Ben Carson | 2 1.64% |
| Jeb Bush | 1 0.82% |
| Chris Christie | 1 0.82% |
| Carly Fiorina | 1 0.82% |
| Rand Paul | 1 0.82% |
| Lindsey Graham | 0 0.00% |
| Mike Huckabee | 0 0.00% |
| George Pataki | 0 0.00% |
| Rick Santorum | 0 0.00% |
| Write-In | 0 0.00% |

DEM - President of the United States

| | |
|--------------------------|------------|
| Completed Precincts: | 1 of 1 |
| Hillary Clinton | 113 62.78% |
| Bernie Sanders | 64 35.56% |
| Uncommitted | 3 1.67% |
| Rogue Rocky De La Fuente | 0 0.00% |
| Martin J. O'Malley | 0 0.00% |
| Write-In | 0 0.00% |

Benton Harbor School Operating Millage Renewal

| | |
|----------------------|------------|
| Completed Precincts: | 1 of 1 |
| YES | 191 65.86% |
| NO | 99 34.14% |

Benton Harbor School Operating Millage

| | |
|----------------------|------------|
| Completed Precincts: | 1 of 1 |
| YES | 163 56.99% |
| NO | 123 43.01% |

REGISTRATION & TURNOUT
MI County

Completed Precincts:

Total Registration

0 of 1
1,595

Polling Place Ballots Cast

Manual Data Entry Ballots Cast

SPR Host Ballots Cast

Clerk Ballots Cast

AV Counting Group Ballots Cast

Total Ballots Cast

0 0.00%
0 0.00%
464 29.09%
0 0.00%
0 0.00%
464 29.09%

REGISTRATION & TURNOUT
Non Partisan

Completed Precincts:

Total Registration

0 of 1
0

Polling Place Ballots Cast

Manual Data Entry Ballots Cast

SPR Host Ballots Cast

Clerk Ballots Cast

AV Counting Group Ballots Cast

Total Ballots Cast

0 0.00%
0 0.00%
5 0.00%
0 0.00%
0 0.00%
5 0.00%

REGISTRATION & TURNOUT
Republican

Completed Precincts:

Total Registration

0 of 1
0

Polling Place Ballots Cast

Manual Data Entry Ballots Cast

SPR Host Ballots Cast

Clerk Ballots Cast

AV Counting Group Ballots Cast

Total Ballots Cast

0 0.00%
0 0.00%
240 0.00%
0 0.00%
0 0.00%
240 0.00%

REGISTRATION & TURNOUT
Democratic

Completed Precincts:

Total Registration

0 of 1
0

Polling Place Ballots Cast

0 0.00%

REGISTRATION & TURNOUT
Democratic

Completed Precincts:

Total Registration

0 of 1
0

Manual Data Entry Ballots Cast

SPR Host Ballots Cast

Clerk Ballots Cast

AV Counting Group Ballots Cast

Total Ballots Cast

0 0.00%
219 0.00%
0 0.00%
0 0.00%
219 0.00%

REP - President of the United States

Completed Precincts:

1 of 1

Donald J. Trump

John R. Kasich

Ted Cruz

Marco Rubio

Jeb Bush

Ben Carson

Uncommitted

Lindsey Graham

Rand Paul

Chris Christie

Cathy Fiorina

Mike Huckabee

George Pataki

Rick Santorum

Write-In

85 35.71%
62 26.05%
58 24.37%
14 5.88%
7 2.94%
5 2.10%
5 2.10%
1 0.42%
1 0.42%
0 0.00%
0 0.00%
0 0.00%
0 0.00%
0 0.00%
0 0.00%

DEM - President of the United States

Completed Precincts:

1 of 1

Hillary Clinton

Bernie Sanders

Martin J. O'Malley

Uncommitted

Roque Rocky De La Fuente

Write-In

152 69.72%
62 28.44%
2 0.92%
2 0.92%
0 0.00%
0 0.00%

Benton Harbor School Operating Millage Renewal

Completed Precincts:

1 of 1

YES 302 70.40%

NO 127 29.60%

Benton Harbor School Operating Millage

Completed Precincts:

1 of 1

YES 246 58.57%

NO 174 41.43%

| REGISTRATION & TURNOUT | | REGISTRATION & TURNOUT | | Benton Harbor School Operating Millage Renewal | |
|--|--|--|--|--|--|
| MI County | | Democratic | | | |
| Completed Precincts: 0 of 1 | | Completed Precincts: 0 of 1 | | Completed Precincts: 1 of 1 | |
| Total Registration 2,506 | | Total Registration 0 | | YES 239 65.30% | |
| Polling Place Ballots Cast 0 0.00% | | Manual Data Entry Ballots Cast 0 0.00% | | NO 127 34.70% | |
| Manual Data Entry Ballots Cast 0 0.00% | | SPR Host Ballots Cast 247 0.00% | | | |
| SPR Host Ballots Cast 399 15.92% | | Clerk Ballots Cast 0 0.00% | | | |
| Clerk Ballots Cast 0 0.00% | | AV Counting Group Ballots Cast 0 0.00% | | | |
| AV Counting Group Ballots Cast 0 0.00% | | Total Ballots Cast 247 0.00% | | | |
| Total Ballots Cast 399 15.92% | | | | | |

| REGISTRATION & TURNOUT | | REP - President of the United States | | Benton Harbor School Operating Millage | |
|--|--|--------------------------------------|--|--|--|
| Non Partisan | | | | | |
| Completed Precincts: 0 of 1 | | Completed Precincts: 1 of 1 | | Completed Precincts: 1 of 1 | |
| Total Registration 0 | | | | YES 203 55.77% | |
| Polling Place Ballots Cast 0 0.00% | | Donald J. Trump 62 43.06% | | NO 161 44.23% | |
| Manual Data Entry Ballots Cast 0 0.00% | | Ted Cruz 35 24.31% | | | |
| SPR Host Ballots Cast 8 0.00% | | John R. Kasich 17 11.81% | | | |
| Clerk Ballots Cast 0 0.00% | | Marco Rubio 15 10.42% | | | |
| AV Counting Group Ballots Cast 0 0.00% | | Uncommitted 6 4.17% | | | |
| Total Ballots Cast 8 0.00% | | Chris Christie 3 2.08% | | | |
| | | Jeb Bush 2 1.39% | | | |
| | | Ben Carson 2 1.39% | | | |
| | | Rick Santorum 1 0.69% | | | |
| | | Write-In 1 0.69% | | | |
| | | Carly Fiorina 0 0.00% | | | |
| | | Lindsey Graham 0 0.00% | | | |
| | | Mike Huckabee 0 0.00% | | | |
| | | George Pataki 0 0.00% | | | |
| | | Rand Paul 0 0.00% | | | |

| REGISTRATION & TURNOUT | | DEM - President of the United States | |
|--|--|--------------------------------------|--|
| Republican | | | |
| Completed Precincts: 0 of 1 | | Completed Precincts: 1 of 1 | |
| Total Registration 0 | | | |
| Polling Place Ballots Cast 0 0.00% | | | |
| Manual Data Entry Ballots Cast 0 0.00% | | | |
| SPR Host Ballots Cast 144 0.00% | | | |
| Clerk Ballots Cast 0 0.00% | | | |
| AV Counting Group Ballots Cast 0 0.00% | | | |
| Total Ballots Cast 144 0.00% | | | |

| REGISTRATION & TURNOUT | | DEM - President of the United States | |
|--|--|--------------------------------------|--|
| Democratic | | | |
| Completed Precincts: 0 of 1 | | Completed Precincts: 1 of 1 | |
| Total Registration 0 | | | |
| Polling Place Ballots Cast 0 0.00% | | | |
| Manual Data Entry Ballots Cast 0 0.00% | | | |
| SPR Host Ballots Cast 144 0.00% | | | |
| Clerk Ballots Cast 0 0.00% | | | |
| AV Counting Group Ballots Cast 0 0.00% | | | |
| Total Ballots Cast 144 0.00% | | | |

| REGISTRATION & TURNOUT | | DEM - President of the United States | |
|------------------------------------|--|--------------------------------------|--|
| Democratic | | | |
| Completed Precincts: 0 of 1 | | Completed Precincts: 1 of 1 | |
| Total Registration 0 | | | |
| Polling Place Ballots Cast 0 0.00% | | | |

| REGISTRATION & TURNOUT | | |
|--------------------------------|--------|--------|
| MI County | | |
| Completed Precincts: | 0 of 1 | |
| Total Registration | 2,498 | |
| Polling Place Ballots Cast | 0 | 0.00% |
| Manual Data Entry Ballots Cast | 0 | 0.00% |
| SPR Host Ballots Cast | 442 | 17.69% |
| Clerk Ballots Cast | 0 | 0.00% |
| AV Counting Group Ballots Cast | 0 | 0.00% |
| Total Ballots Cast | 442 | 17.69% |

| REGISTRATION & TURNOUT | | |
|--------------------------------|--------|-------|
| Democratic | | |
| Completed Precincts: | 0 of 1 | |
| Total Registration | 0 | |
| Manual Data Entry Ballots Cast | 0 | 0.00% |
| SPR Host Ballots Cast | 363 | 0.00% |
| Clerk Ballots Cast | 0 | 0.00% |
| AV Counting Group Ballots Cast | 0 | 0.00% |
| Total Ballots Cast | 363 | 0.00% |

| Benton Harbor School Operating Millage Renewal | | |
|--|--------|--------|
| Completed Precincts: | 1 of 1 | |
| YES | 307 | 73.44% |
| NO | 111 | 26.56% |
| Benton Harbor School Operating Millage | | |

| REGISTRATION & TURNOUT | | |
|--------------------------------|--------|-------|
| Non Partisan | | |
| Completed Precincts: | 0 of 1 | |
| Total Registration | 0 | |
| Polling Place Ballots Cast | 0 | 0.00% |
| Manual Data Entry Ballots Cast | 0 | 0.00% |
| SPR Host Ballots Cast | 1 | 0.00% |
| Clerk Ballots Cast | 0 | 0.00% |
| AV Counting Group Ballots Cast | 0 | 0.00% |
| Total Ballots Cast | 1 | 0.00% |

| REP - President of the United States | | |
|--------------------------------------|--------|--------|
| Completed Precincts: | 1 of 1 | |
| Donald J. Trump | 30 | 38.46% |
| Ted Cruz | 26 | 33.33% |
| John R. Kasich | 6 | 7.69% |
| Marco Rubio | 6 | 7.69% |
| Jeb Bush | 4 | 5.13% |
| Uncommitted | 3 | 3.85% |
| Ben Carson | 2 | 2.56% |
| Rick Santorum | 1 | 1.28% |
| Chris Christie | 0 | 0.00% |
| Carly Fiorina | 0 | 0.00% |
| Lindsey Graham | 0 | 0.00% |
| Mike Huckabee | 0 | 0.00% |
| George Pataki | 0 | 0.00% |
| Rand Paul | 0 | 0.00% |
| Write-In | 0 | 0.00% |

| Completed Precincts: | | |
|----------------------|-----|--------|
| 1 of 1 | | |
| YES | 286 | 68.92% |
| NO | 129 | 31.08% |

| REGISTRATION & TURNOUT | | |
|--------------------------------|--------|-------|
| Republican | | |
| Completed Precincts: | 0 of 1 | |
| Total Registration | 0 | |
| Polling Place Ballots Cast | 0 | 0.00% |
| Manual Data Entry Ballots Cast | 0 | 0.00% |
| SPR Host Ballots Cast | 78 | 0.00% |
| Clerk Ballots Cast | 0 | 0.00% |
| AV Counting Group Ballots Cast | 0 | 0.00% |
| Total Ballots Cast | 78 | 0.00% |

| DEM - President of the United States | | |
|--------------------------------------|--------|--------|
| Completed Precincts: | 1 of 1 | |
| Hillary Clinton | 280 | 77.56% |
| Bernie Sanders | 80 | 22.16% |
| Uncommitted | 1 | 0.28% |
| Roque Rocky De La Fuente | 0 | 0.00% |
| Martin J. O'Malley | 0 | 0.00% |
| Write-In | 0 | 0.00% |

| Completed Precincts: | | |
|----------------------|-----|--------|
| 1 of 1 | | |
| YES | 286 | 68.92% |
| NO | 129 | 31.08% |

| REGISTRATION & TURNOUT | | |
|----------------------------|--------|-------|
| Democratic | | |
| Completed Precincts: | 0 of 1 | |
| Total Registration | 0 | |
| Polling Place Ballots Cast | 0 | 0.00% |

| Completed Precincts: | | |
|----------------------|-----|--------|
| 0 of 1 | | |
| YES | 286 | 68.92% |
| NO | 129 | 31.08% |

MI County
Berrien Township Precinct 1

Berrien County Michigan
Berrien Township Precinct 1

Berrien_March2016_E
Berrien Township Precinct 2March 8, 2016

| REGISTRATION & TURNOUT | |
|--------------------------------|------------|
| MI County | |
| Completed Precincts: | 0 of 1 |
| Total Registration | 1,864 |
| Polling Place Ballots Cast | 0 0.00% |
| Manual Data Entry Ballots Cast | 0 0.00% |
| SPR Host Ballots Cast | 651 34.92% |
| Clerk Ballots Cast | 0 0.00% |
| AV Counting Group Ballots Cast | 0 0.00% |
| Total Ballots Cast | 651 34.92% |

| REGISTRATION & TURNOUT | |
|--------------------------------|-----------|
| Democratic | |
| Completed Precincts: | 0 of 1 |
| Total Registration | 0 |
| Manual Data Entry Ballots Cast | 0 0.00% |
| SPR Host Ballots Cast | 191 0.00% |
| Clerk Ballots Cast | 0 0.00% |
| AV Counting Group Ballots Cast | 0 0.00% |
| Total Ballots Cast | 191 0.00% |

| REGISTRATION & TURNOUT | |
|--------------------------------|------------|
| MI County | |
| Completed Precincts: | 0 of 1 |
| Total Registration | 1,617 |
| Polling Place Ballots Cast | 0 0.00% |
| Manual Data Entry Ballots Cast | 0 0.00% |
| SPR Host Ballots Cast | 447 27.64% |
| Clerk Ballots Cast | 0 0.00% |
| AV Counting Group Ballots Cast | 0 0.00% |
| Total Ballots Cast | 447 27.64% |

| REGISTRATION & TURNOUT | |
|--------------------------------|---------|
| Non Partisan | |
| Completed Precincts: | 0 of 1 |
| Total Registration | 0 |
| Polling Place Ballots Cast | 0 0.00% |
| Manual Data Entry Ballots Cast | 0 0.00% |
| SPR Host Ballots Cast | 0 0.00% |
| Clerk Ballots Cast | 0 0.00% |
| AV Counting Group Ballots Cast | 0 0.00% |
| Total Ballots Cast | 0 0.00% |

| REP - President of the United States | |
|---|--------|
| Completed Precincts: | 1 of 1 |
| <p>Ted Cruz 170 36.96%</p> <p>Donald J. Trump 129 28.04%</p> <p>John R. Kasich 97 21.09%</p> <p>Marco Rubio 37 8.04%</p> <p>Ben Carson 17 3.70%</p> <p>Uncommitted 5 1.09%</p> <p>Jeb Bush 2 0.43%</p> <p>Chris Christie 2 0.43%</p> <p>Rand Paul 1 0.22%</p> <p>Carly Fiorina 0 0.00%</p> <p>Lindsey Graham 0 0.00%</p> <p>Mike Huckabee 0 0.00%</p> <p>George Pataki 0 0.00%</p> <p>Rick Santorum 0 0.00%</p> <p>Write-In 0 0.00%</p> | |

| REGISTRATION & TURNOUT | |
|--------------------------------|---------|
| Non Partisan | |
| Completed Precincts: | 0 of 1 |
| Total Registration | 0 |
| Polling Place Ballots Cast | 0 0.00% |
| Manual Data Entry Ballots Cast | 0 0.00% |
| SPR Host Ballots Cast | 0 0.00% |
| Clerk Ballots Cast | 0 0.00% |
| AV Counting Group Ballots Cast | 0 0.00% |
| Total Ballots Cast | 0 0.00% |

| REGISTRATION & TURNOUT | |
|--------------------------------|-----------|
| Republican | |
| Completed Precincts: | 0 of 1 |
| Total Registration | 0 |
| Polling Place Ballots Cast | 0 0.00% |
| Manual Data Entry Ballots Cast | 0 0.00% |
| SPR Host Ballots Cast | 460 0.00% |
| Clerk Ballots Cast | 0 0.00% |
| AV Counting Group Ballots Cast | 0 0.00% |
| Total Ballots Cast | 460 0.00% |

| DEM - President of the United States | |
|--|--------|
| Completed Precincts: | 1 of 1 |
| <p>Bernie Sanders 116 60.73%</p> <p>Hillary Clinton 71 37.17%</p> <p>Uncommitted 4 2.09%</p> <p>Roque Rocky De La Fuente 0 0.00%</p> <p>Martin J. O'Malley 0 0.00%</p> <p>Write-In 0 0.00%</p> | |

| REGISTRATION & TURNOUT | |
|--------------------------------|-----------|
| Republican | |
| Completed Precincts: | 0 of 1 |
| Total Registration | 0 |
| Polling Place Ballots Cast | 0 0.00% |
| Manual Data Entry Ballots Cast | 0 0.00% |
| SPR Host Ballots Cast | 346 0.00% |
| Clerk Ballots Cast | 0 0.00% |
| AV Counting Group Ballots Cast | 0 0.00% |
| Total Ballots Cast | 346 0.00% |

| REGISTRATION & TURNOUT | |
|----------------------------|---------|
| Democratic | |
| Completed Precincts: | 0 of 1 |
| Total Registration | 0 |
| Polling Place Ballots Cast | 0 0.00% |

| REGISTRATION & TURNOUT | |
|----------------------------|---------|
| Democratic | |
| Completed Precincts: | 0 of 1 |
| Total Registration | 0 |
| Polling Place Ballots Cast | 0 0.00% |

| REGISTRATION & TURNOUT | |
|----------------------------|---------|
| Democratic | |
| Completed Precincts: | 0 of 1 |
| Total Registration | 0 |
| Polling Place Ballots Cast | 0 0.00% |

Berrien_March2016_E

[illegible]

| REGISTRATION & TURNOUT | |
|--------------------------------|------------|
| MI County | |
| Completed Precincts: | 0 of 1 |
| Total Registration | 2,562 |
| Polling Place Ballots Cast | 0 0.00% |
| Manual Data Entry Ballots Cast | 0 0.00% |
| SPR Host Ballots Cast | 839 32.75% |
| Clerk Ballots Cast | 0 0.00% |
| AV Counting Group Ballots Cast | 0 0.00% |
| Total Ballots Cast | 839 32.75% |

| REGISTRATION & TURNOUT | |
|--------------------------------|-----------|
| Democratic | |
| Completed Precincts: | 0 of 1 |
| Total Registration | 0 |
| Manual Data Entry Ballots Cast | 0 0.00% |
| SPR Host Ballots Cast | 239 0.00% |
| Clerk Ballots Cast | 0 0.00% |
| AV Counting Group Ballots Cast | 0 0.00% |
| Total Ballots Cast | 239 0.00% |

| REGISTRATION & TURNOUT | |
|--------------------------------|---------|
| MI County | |
| Completed Precincts: | 0 of 1 |
| Total Registration | 100 |
| Polling Place Ballots Cast | 0 0.00% |
| Manual Data Entry Ballots Cast | 0 0.00% |
| SPR Host Ballots Cast | 0 0.00% |
| Clerk Ballots Cast | 0 0.00% |
| AV Counting Group Ballots Cast | 0 0.00% |
| Total Ballots Cast | 0 0.00% |

| REGISTRATION & TURNOUT | |
|--------------------------------|---------|
| Non Partisan | |
| Completed Precincts: | 0 of 1 |
| Total Registration | 0 |
| Polling Place Ballots Cast | 0 0.00% |
| Manual Data Entry Ballots Cast | 0 0.00% |
| SPR Host Ballots Cast | 0 0.00% |
| Clerk Ballots Cast | 0 0.00% |
| AV Counting Group Ballots Cast | 0 0.00% |
| Total Ballots Cast | 0 0.00% |

| REP - President of the United States | |
|--------------------------------------|------------|
| Completed Precincts: | 1 of 1 |
| Ted Cruz | 236 39.40% |
| Donald J. Trump | 212 35.39% |
| John R. Kasich | 80 13.36% |
| Marco Rubio | 40 6.68% |
| Uncommitted | 9 1.50% |
| Ben Carson | 8 1.34% |
| Jeb Bush | 5 0.83% |
| Carly Fiorina | 3 0.50% |
| Rick Santorum | 3 0.50% |
| Chris Christie | 2 0.33% |
| Mike Huckabee | 1 0.17% |
| Lindsey Graham | 0 0.00% |
| George Pataki | 0 0.00% |
| Rand Paul | 0 0.00% |
| Write-In | 0 0.00% |

| REGISTRATION & TURNOUT | |
|------------------------|---------|
| Non Partisan | |
| Completed Precincts: | 0 of 1 |
| Total Registration | 0 |
| Total Ballots Cast | 0 0.00% |
| REGISTRATION & TURNOUT | |
| Republican | |
| Completed Precincts: | 0 of 1 |
| Total Registration | 0 |
| Total Ballots Cast | 0 0.00% |

| REGISTRATION & TURNOUT | |
|--------------------------------|-----------|
| Republican | |
| Completed Precincts: | 0 of 1 |
| Total Registration | 0 |
| Polling Place Ballots Cast | 0 0.00% |
| Manual Data Entry Ballots Cast | 0 0.00% |
| SPR Host Ballots Cast | 600 0.00% |
| Clerk Ballots Cast | 0 0.00% |
| AV Counting Group Ballots Cast | 0 0.00% |
| Total Ballots Cast | 600 0.00% |

| DEM - President of the United States | |
|--------------------------------------|------------|
| Completed Precincts: | 1 of 1 |
| Bernie Sanders | 123 51.68% |
| Hillary Clinton | 112 47.06% |
| Uncommitted | 2 0.84% |
| Martin J. O'Malley | 1 0.42% |
| Roque Rocky De La Fuente | 0 0.00% |
| Write-In | 0 0.00% |

| REGISTRATION & TURNOUT | |
|------------------------|---------|
| Democratic | |
| Completed Precincts: | 0 of 1 |
| Total Registration | 0 |
| Total Ballots Cast | 0 0.00% |

| REGISTRATION & TURNOUT | |
|----------------------------|---------|
| Democratic | |
| Completed Precincts: | 0 of 1 |
| Total Registration | 0 |
| Polling Place Ballots Cast | 0 0.00% |

| DEM - President of the United States | |
|--------------------------------------|------------|
| Completed Precincts: | 1 of 1 |
| Bernie Sanders | 123 51.68% |
| Hillary Clinton | 112 47.06% |
| Uncommitted | 2 0.84% |
| Martin J. O'Malley | 1 0.42% |
| Roque Rocky De La Fuente | 0 0.00% |
| Write-In | 0 0.00% |

| REGISTRATION & TURNOUT | |
|------------------------|---------|
| Democratic | |
| Completed Precincts: | 0 of 1 |
| Total Registration | 0 |
| Total Ballots Cast | 0 0.00% |

| REGISTRATION & TURNOUT | | | |
|---|--|--|--|
| MI County | | | |
| Completed Precincts: 0 of 1 | | | |
| Total Registration 2,649 | | | |
| Polling Place Ballots Cast 0 0.00% | | | |
| Manual Data Entry Ballots Cast 1,003 37.86% | | | |
| SPR Host Ballots Cast 0 0.00% | | | |
| Clerk Ballots Cast 0 0.00% | | | |
| AV Counting Group Ballots Cast 0 0.00% | | | |
| Total Ballots Cast 1,003 37.86% | | | |
| REGISTRATION & TURNOUT | | | |
| Non Partisan | | | |
| Completed Precincts: 0 of 1 | | | |
| Total Registration 0 | | | |
| Polling Place Ballots Cast 0 0.00% | | | |
| Manual Data Entry Ballots Cast 26 0.00% | | | |
| SPR Host Ballots Cast 0 0.00% | | | |
| Clerk Ballots Cast 0 0.00% | | | |
| AV Counting Group Ballots Cast 0 0.00% | | | |
| Total Ballots Cast 26 0.00% | | | |
| REGISTRATION & TURNOUT | | | |
| Republican | | | |
| Completed Precincts: 0 of 1 | | | |
| Total Registration 0 | | | |
| Polling Place Ballots Cast 0 0.00% | | | |
| Manual Data Entry Ballots Cast 587 0.00% | | | |
| SPR Host Ballots Cast 0 0.00% | | | |
| Clerk Ballots Cast 0 0.00% | | | |
| AV Counting Group Ballots Cast 0 0.00% | | | |
| Total Ballots Cast 587 0.00% | | | |
| REGISTRATION & TURNOUT | | | |
| Democratic | | | |
| Completed Precincts: 0 of 1 | | | |
| Total Registration 0 | | | |
| Polling Place Ballots Cast 0 0.00% | | | |

| REGISTRATION & TURNOUT | | | |
|--|--|--|--|
| Democratic | | | |
| Completed Precincts: 0 of 1 | | | |
| Total Registration 0 | | | |
| Manual Data Entry Ballots Cast 390 0.00% | | | |
| SPR Host Ballots Cast 0 0.00% | | | |
| Clerk Ballots Cast 0 0.00% | | | |
| AV Counting Group Ballots Cast 0 0.00% | | | |
| Total Ballots Cast 390 0.00% | | | |

| Chikaming Township Public Safety | | | |
|----------------------------------|--|--|--|
| Completed Precincts: 1 of 1 | | | |
| YES 729 76.50% | | | |
| NO 224 23.50% | | | |

| REP - President of the United States | | | |
|--------------------------------------|--|--|--|
| Completed Precincts: 1 of 1 | | | |
| Ted Cruz 180 30.66% | | | |
| Donald J. Trump 178 30.32% | | | |
| John R. Kasich 136 23.17% | | | |
| Marco Rubio 66 11.24% | | | |
| Ben Carson 9 1.53% | | | |
| Jeb Bush 7 1.19% | | | |
| Uncommitted 4 0.68% | | | |
| Cathy Fiorina 2 0.34% | | | |
| Mike Huckabee 2 0.34% | | | |
| Rand Paul 2 0.34% | | | |
| Chris Christie 1 0.17% | | | |
| Lindsey Graham 0 0.00% | | | |
| George Pataki 0 0.00% | | | |
| Rick Santorum 0 0.00% | | | |
| Write-In 0 0.00% | | | |

| DEM - President of the United States | | | |
|--------------------------------------|--|--|--|
| Completed Precincts: 1 of 1 | | | |
| Hillary Clinton 196 50.91% | | | |
| Bernie Sanders 185 48.05% | | | |
| Uncommitted 3 0.78% | | | |
| Martin J. O'Malley 1 0.26% | | | |
| Roque Rocky De La Fuente 0 0.00% | | | |
| Write-In 0 0.00% | | | |

| REGISTRATION & TURNOUT | | |
|--------------------------------|--------|-------|
| MI County | | |
| Completed Precincts: | 0 of 1 | |
| Total Registration | 100 | |
| Polling Place Ballots Cast | 0 | 0.00% |
| Manual Data Entry Ballots Cast | 0 | 0.00% |
| SPR Host Ballots Cast | 0 | 0.00% |
| Clerk Ballots Cast | 0 | 0.00% |
| AV Counting Group Ballots Cast | 0 | 0.00% |
| Total Ballots Cast | 0 | 0.00% |

| REGISTRATION & TURNOUT | | |
|--------------------------------|--------|--------|
| MI County | | |
| Completed Precincts: | 0 of 1 | |
| Total Registration | 2,225 | |
| Polling Place Ballots Cast | 0 | 0.00% |
| Manual Data Entry Ballots Cast | 0 | 0.00% |
| SPR Host Ballots Cast | 641 | 28.81% |
| Clerk Ballots Cast | 0 | 0.00% |
| AV Counting Group Ballots Cast | 0 | 0.00% |
| Total Ballots Cast | 641 | 28.81% |

| REGISTRATION & TURNOUT | | |
|--------------------------------|--------|-------|
| Democratic | | |
| Completed Precincts: | 0 of 1 | |
| Total Registration | 0 | |
| Manual Data Entry Ballots Cast | 0 | 0.00% |
| SPR Host Ballots Cast | 201 | 0.00% |
| Clerk Ballots Cast | 0 | 0.00% |
| AV Counting Group Ballots Cast | 0 | 0.00% |
| Total Ballots Cast | 201 | 0.00% |

| REGISTRATION & TURNOUT | | |
|------------------------|--------|-------|
| Non Partisan | | |
| Completed Precincts: | 0 of 1 | |
| Total Registration | 0 | |
| Total Ballots Cast | 0 | 0.00% |

| REGISTRATION & TURNOUT | | |
|--------------------------------|--------|-------|
| Non Partisan | | |
| Completed Precincts: | 0 of 1 | |
| Total Registration | 0 | |
| Polling Place Ballots Cast | 0 | 0.00% |
| Manual Data Entry Ballots Cast | 0 | 0.00% |
| SPR Host Ballots Cast | 0 | 0.00% |
| Clerk Ballots Cast | 0 | 0.00% |
| AV Counting Group Ballots Cast | 0 | 0.00% |
| Total Ballots Cast | 0 | 0.00% |

| REP - President of the United States | | |
|--------------------------------------|-----|--------|
| Completed Precincts: | | |
| 1 of 1 | | |
| Donald J. Trump | 162 | 36.99% |
| Ted Cruz | 134 | 30.59% |
| John R. Kasich | 70 | 15.98% |
| Marco Rubio | 40 | 9.13% |
| Ben Carson | 12 | 2.74% |
| Uncommitted | 12 | 2.74% |
| Jeb Bush | 4 | 0.91% |
| Rand Paul | 2 | 0.46% |
| Chris Christie | 1 | 0.23% |
| Rick Santorum | 1 | 0.23% |
| Cathy Fiorina | 0 | 0.00% |
| Lindsey Graham | 0 | 0.00% |
| Mike Huckabee | 0 | 0.00% |
| George Pataki | 0 | 0.00% |
| Write-In | 0 | 0.00% |

| REGISTRATION & TURNOUT | | |
|------------------------|--------|-------|
| Republican | | |
| Completed Precincts: | 0 of 1 | |
| Total Registration | 0 | |
| Total Ballots Cast | 0 | 0.00% |

| REGISTRATION & TURNOUT | | |
|--------------------------------|--------|-------|
| Republican | | |
| Completed Precincts: | 0 of 1 | |
| Total Registration | 0 | |
| Polling Place Ballots Cast | 0 | 0.00% |
| Manual Data Entry Ballots Cast | 0 | 0.00% |
| SPR Host Ballots Cast | 440 | 0.00% |
| Clerk Ballots Cast | 0 | 0.00% |
| AV Counting Group Ballots Cast | 0 | 0.00% |
| Total Ballots Cast | 440 | 0.00% |

| DEM - President of the United States | | |
|--------------------------------------|-----|--------|
| Completed Precincts: | | |
| 1 of 1 | | |
| Bernie Sanders | 120 | 59.70% |
| Hillary Clinton | 73 | 36.32% |
| Uncommitted | 5 | 2.49% |
| Martin J. O'Malley | 3 | 1.49% |
| Roque Rocky De La Fuente | 0 | 0.00% |
| Write-In | 0 | 0.00% |

| REGISTRATION & TURNOUT | | |
|------------------------|--------|-------|
| Democratic | | |
| Completed Precincts: | 0 of 1 | |
| Total Registration | 0 | |
| Total Ballots Cast | 0 | 0.00% |

| REGISTRATION & TURNOUT | | |
|--------------------------------|--------|-------|
| Democratic | | |
| Completed Precincts: | 0 of 1 | |
| Total Registration | 0 | |
| Polling Place Ballots Cast | 0 | 0.00% |
| Manual Data Entry Ballots Cast | 0 | 0.00% |
| SPR Host Ballots Cast | 440 | 0.00% |
| Clerk Ballots Cast | 0 | 0.00% |
| AV Counting Group Ballots Cast | 0 | 0.00% |
| Total Ballots Cast | 440 | 0.00% |

| DEM - President of the United States | | |
|--------------------------------------|-----|--------|
| Completed Precincts: | | |
| 1 of 1 | | |
| Bernie Sanders | 120 | 59.70% |
| Hillary Clinton | 73 | 36.32% |
| Uncommitted | 5 | 2.49% |
| Martin J. O'Malley | 3 | 1.49% |
| Roque Rocky De La Fuente | 0 | 0.00% |
| Write-In | 0 | 0.00% |

| REGISTRATION & TURNOUT | | |
|----------------------------|--------|-------|
| Democratic | | |
| Completed Precincts: | 0 of 1 | |
| Total Registration | 0 | |
| Polling Place Ballots Cast | 0 | 0.00% |

| REGISTRATION & TURNOUT | | |
|----------------------------|--------|-------|
| Democratic | | |
| Completed Precincts: | 0 of 1 | |
| Total Registration | 0 | |
| Polling Place Ballots Cast | 0 | 0.00% |

| DEM - President of the United States | | |
|--------------------------------------|-----|--------|
| Completed Precincts: | | |
| 1 of 1 | | |
| Bernie Sanders | 120 | 59.70% |
| Hillary Clinton | 73 | 36.32% |
| Uncommitted | 5 | 2.49% |
| Martin J. O'Malley | 3 | 1.49% |
| Roque Rocky De La Fuente | 0 | 0.00% |
| Write-In | 0 | 0.00% |

| REGISTRATION & TURNOUT | |
|--------------------------------|------------|
| MI County | |
| Completed Precincts: | 0 of 1 |
| Total Registration | 1,866 |
| Polling Place Ballots Cast | 0 0.00% |
| Manual Data Entry Ballots Cast | 0 0.00% |
| SPR Host Ballots Cast | 510 27.33% |
| Clerk Ballots Cast | 0 0.00% |
| AV Counting Group Ballots Cast | 0 0.00% |
| Total Ballots Cast | 510 27.33% |

| REGISTRATION & TURNOUT | |
|--------------------------------|-----------|
| Democratic | |
| Completed Precincts: | 0 of 1 |
| Total Registration | 0 |
| Manual Data Entry Ballots Cast | 0 0.00% |
| SPR Host Ballots Cast | 133 0.00% |
| Clerk Ballots Cast | 0 0.00% |
| AV Counting Group Ballots Cast | 0 0.00% |
| Total Ballots Cast | 133 0.00% |

| REGISTRATION & TURNOUT | |
|--------------------------------|------------|
| MI County | |
| Completed Precincts: | 0 of 1 |
| Total Registration | 1,196 |
| Polling Place Ballots Cast | 0 0.00% |
| Manual Data Entry Ballots Cast | 369 32.53% |
| SPR Host Ballots Cast | 0 0.00% |
| Clerk Ballots Cast | 0 0.00% |
| AV Counting Group Ballots Cast | 0 0.00% |
| Total Ballots Cast | 369 32.53% |

| REGISTRATION & TURNOUT | |
|--------------------------------|---------|
| Non Partisan | |
| Completed Precincts: | 0 of 1 |
| Total Registration | 0 |
| Polling Place Ballots Cast | 0 0.00% |
| Manual Data Entry Ballots Cast | 0 0.00% |
| SPR Host Ballots Cast | 0 0.00% |
| Clerk Ballots Cast | 0 0.00% |
| AV Counting Group Ballots Cast | 0 0.00% |
| Total Ballots Cast | 0 0.00% |

| REP - President of the United States | |
|--------------------------------------|------------|
| Completed Precincts: | 1 of 1 |
| Donald J. Trump | 168 44.56% |
| Ted Cruz | 90 23.87% |
| John R. Kasich | 54 14.32% |
| Marco Rubio | 39 10.34% |
| Uncommitted | 9 2.39% |
| Ben Carson | 6 1.59% |
| George Pataki | 3 0.80% |
| Jeb Bush | 2 0.53% |
| Chris Christie | 2 0.53% |
| Mike Huckabee | 2 0.53% |
| Carly Fiorina | 1 0.27% |
| Rand Paul | 1 0.27% |
| Lindsey Graham | 0 0.00% |
| Rick Santorum | 0 0.00% |
| Write-In | 0 0.00% |

| REGISTRATION & TURNOUT | |
|--------------------------------|----------|
| Non Partisan | |
| Completed Precincts: | 0 of 1 |
| Total Registration | 0 |
| Polling Place Ballots Cast | 0 0.00% |
| Manual Data Entry Ballots Cast | 24 0.00% |
| SPR Host Ballots Cast | 0 0.00% |
| Clerk Ballots Cast | 0 0.00% |
| AV Counting Group Ballots Cast | 0 0.00% |
| Total Ballots Cast | 24 0.00% |

| REGISTRATION & TURNOUT | |
|--------------------------------|-----------|
| Republican | |
| Completed Precincts: | 0 of 1 |
| Total Registration | 0 |
| Polling Place Ballots Cast | 0 0.00% |
| Manual Data Entry Ballots Cast | 0 0.00% |
| SPR Host Ballots Cast | 377 0.00% |
| Clerk Ballots Cast | 0 0.00% |
| AV Counting Group Ballots Cast | 0 0.00% |
| Total Ballots Cast | 377 0.00% |

| DEM - President of the United States | |
|--------------------------------------|-----------|
| Completed Precincts: | 1 of 1 |
| Bernie Sanders | 73 55.30% |
| Hillary Clinton | 55 41.67% |
| Uncommitted | 4 3.03% |
| Roque Rocky De La Fuente | 0 0.00% |
| Martin J. O'Malley | 0 0.00% |
| Write-In | 0 0.00% |

| REGISTRATION & TURNOUT | |
|--------------------------------|-----------|
| Republican | |
| Completed Precincts: | 0 of 1 |
| Total Registration | 0 |
| Polling Place Ballots Cast | 0 0.00% |
| Manual Data Entry Ballots Cast | 226 0.00% |
| SPR Host Ballots Cast | 0 0.00% |
| Clerk Ballots Cast | 0 0.00% |
| AV Counting Group Ballots Cast | 0 0.00% |
| Total Ballots Cast | 226 0.00% |

| REGISTRATION & TURNOUT | |
|----------------------------|---------|
| Democratic | |
| Completed Precincts: | 0 of 1 |
| Total Registration | 0 |
| Polling Place Ballots Cast | 0 0.00% |

| REGISTRATION & TURNOUT | |
|----------------------------|---------|
| Democratic | |
| Completed Precincts: | 0 of 1 |
| Total Registration | 0 |
| Polling Place Ballots Cast | 0 0.00% |

| REGISTRATION & TURNOUT | |
|----------------------------|---------|
| Democratic | |
| Completed Precincts: | 0 of 1 |
| Total Registration | 0 |
| Polling Place Ballots Cast | 0 0.00% |

| REGISTRATION & TURNOUT | |
|--------------------------------|-----------|
| Democratic | |
| Completed Precincts: | 0 of 1 |
| Total Registration | 0 |
| Manual Data Entry Ballots Cast | 139 0.00% |
| SPR Host Ballots Cast | 0 0.00% |
| Clerk Ballots Cast | 0 0.00% |
| AV Counting Group Ballots Cast | 0 0.00% |
| Total Ballots Cast | 139 0.00% |

| Gallen Township Road Millage | |
|------------------------------|------------|
| Completed Precincts: | 1 of 1 |
| YES | 271 70.39% |
| NO | 114 29.61% |

| REGISTRATION & TURNOUT | |
|--------------------------------|------------|
| MI County | |
| Completed Precincts: | 0 of 1 |
| Total Registration | 1,260 |
| Polling Place Ballots Cast | 0 0.00% |
| Manual Data Entry Ballots Cast | 0 0.00% |
| SPR Host Ballots Cast | 399 31.67% |
| Clerk Ballots Cast | 0 0.00% |
| AV Counting Group Ballots Cast | 0 0.00% |
| Total Ballots Cast | 399 31.67% |

| REP - President of the United States | |
|--------------------------------------|------------|
| Completed Precincts: | 1 of 1 |
| Donald J. Trump | 112 49.78% |
| Ted Cruz | 64 28.44% |
| John R. Kasich | 22 9.78% |
| Marco Rubio | 15 6.67% |
| Uncommitted | 5 2.22% |
| Ben Carson | 4 1.78% |
| Chris Christie | 1 0.44% |
| Carly Fiorina | 1 0.44% |
| Rick Santorum | 1 0.44% |
| Jeb Bush | 0 0.00% |
| Lindsey Graham | 0 0.00% |
| Mike Huckabee | 0 0.00% |
| George Pataki | 0 0.00% |
| Rand Paul | 0 0.00% |
| Write-In | 0 0.00% |

| Non Partisan | |
|--------------------------------|---------|
| Completed Precincts: | 0 of 1 |
| Total Registration | 0 |
| Polling Place Ballots Cast | 0 0.00% |
| Manual Data Entry Ballots Cast | 0 0.00% |
| SPR Host Ballots Cast | 2 0.00% |
| Clerk Ballots Cast | 0 0.00% |
| AV Counting Group Ballots Cast | 0 0.00% |
| Total Ballots Cast | 2 0.00% |

| DEM - President of the United States | |
|--------------------------------------|-----------|
| Completed Precincts: | 1 of 1 |
| Bernie Sanders | 71 51.45% |
| Hillary Clinton | 62 44.93% |
| Uncommitted | 5 3.62% |
| Roque Rocky De La Fuente | 0 0.00% |
| Martin J. O'Malley | 0 0.00% |
| Write-In | 0 0.00% |

| REGISTRATION & TURNOUT | |
|--------------------------------|-----------|
| MI County | |
| Completed Precincts: | 0 of 1 |
| Total Registration | 0 |
| Polling Place Ballots Cast | 0 0.00% |
| Manual Data Entry Ballots Cast | 0 0.00% |
| SPR Host Ballots Cast | 274 0.00% |
| Clerk Ballots Cast | 0 0.00% |
| AV Counting Group Ballots Cast | 0 0.00% |
| Total Ballots Cast | 274 0.00% |

| REGISTRATION & TURNOUT | |
|----------------------------|---------|
| Democratic | |
| Completed Precincts: | 0 of 1 |
| Total Registration | 0 |
| Polling Place Ballots Cast | 0 0.00% |

| REGISTRATION & TURNOUT | |
|----------------------------|---------|
| MI County | |
| Completed Precincts: | 0 of 1 |
| Total Registration | 0 |
| Polling Place Ballots Cast | 0 0.00% |

| REGISTRATION & TURNOUT | | |
|--------------------------------|--------|-------|
| Democratic | | |
| Completed Precincts: | 0 of 1 | |
| Total Registration | 0 | |
| Manual Data Entry Ballots Cast | 0 | 0.00% |
| SPR Host Ballots Cast | 123 | 0.00% |
| Clerk Ballots Cast | 0 | 0.00% |
| AV Counting Group Ballots Cast | 0 | 0.00% |
| Total Ballots Cast | 123 | 0.00% |

| Benton Harbor School Operating Millage Renewal | | |
|--|--------|--------|
| Completed Precincts: | 1 of 1 | |
| YES | 107 | 63.31% |
| NO | 62 | 36.69% |

Benton Harbor School Operating Millage

| REP - President of the United States | | |
|--------------------------------------|--------|--------|
| Completed Precincts: | 1 of 1 | |
| Donald J. Trump | 139 | 50.73% |
| Ted Cruz | 53 | 19.34% |
| John R. Kasich | 48 | 17.52% |
| Marco Rubio | 25 | 9.12% |
| Ben Carson | 5 | 1.82% |
| Jeb Bush | 1 | 0.36% |
| Rand Paul | 1 | 0.36% |
| Rick Santorum | 1 | 0.36% |
| Uncommitted | 1 | 0.36% |
| Chris Christie | 0 | 0.00% |
| Carly Fiorina | 0 | 0.00% |
| Lindsey Graham | 0 | 0.00% |
| Mike Huckabee | 0 | 0.00% |
| George Pataki | 0 | 0.00% |
| Write-In | 0 | 0.00% |

| Completed Precincts: | | |
|----------------------|----|--------|
| YES | 86 | 51.19% |
| NO | 82 | 48.81% |

| DEM - President of the United States | | |
|--------------------------------------|--------|--------|
| Completed Precincts: | 1 of 1 | |
| Bernie Sanders | 71 | 57.72% |
| Hillary Clinton | 43 | 34.96% |
| Uncommitted | 9 | 7.32% |
| Rogue Rocky De La Fuente | 0 | 0.00% |
| Martin J. O'Malley | 0 | 0.00% |
| Write-In | 0 | 0.00% |

| REGISTRATION & TURNOUT | | |
|--------------------------------|--------|--------|
| MI County | | |
| Completed Precincts: | 0 of 1 | |
| Total Registration | 1,470 | |
| Polling Place Ballots Cast | 0 | 0.00% |
| Manual Data Entry Ballots Cast | 0 | 0.00% |
| SPR Host Ballots Cast | 433 | 29.46% |
| Clerk Ballots Cast | 0 | 0.00% |
| AV Counting Group Ballots Cast | 0 | 0.00% |
| Total Ballots Cast | 433 | 29.46% |

| REGISTRATION & TURNOUT | | |
|--------------------------------|--------|-------|
| Non Partisan | | |
| Completed Precincts: | 0 of 1 | |
| Total Registration | 0 | |
| Polling Place Ballots Cast | 0 | 0.00% |
| Manual Data Entry Ballots Cast | 0 | 0.00% |
| SPR Host Ballots Cast | 0 | 0.00% |
| Clerk Ballots Cast | 0 | 0.00% |
| AV Counting Group Ballots Cast | 0 | 0.00% |
| Total Ballots Cast | 0 | 0.00% |

| REGISTRATION & TURNOUT | | |
|--------------------------------|--------|-------|
| Republican | | |
| Completed Precincts: | 0 of 1 | |
| Total Registration | 0 | |
| Polling Place Ballots Cast | 0 | 0.00% |
| Manual Data Entry Ballots Cast | 0 | 0.00% |
| SPR Host Ballots Cast | 295 | 0.00% |
| Clerk Ballots Cast | 0 | 0.00% |
| AV Counting Group Ballots Cast | 0 | 0.00% |
| Total Ballots Cast | 295 | 0.00% |

| REGISTRATION & TURNOUT | | |
|----------------------------|--------|-------|
| Democratic | | |
| Completed Precincts: | 0 of 1 | |
| Total Registration | 0 | |
| Polling Place Ballots Cast | 0 | 0.00% |

REGISTRATION & TURNOUT
Democratic

| | |
|--------------------------------|-----------|
| Completed Precincts: | 0 of 1 |
| Total Registration | 0 |
| Manual Data Entry Ballots Cast | 0 0.00% |
| SPR Host Ballots Cast | 138 0.00% |
| Clerk Ballots Cast | 0 0.00% |
| AV Counting Group Ballots Cast | 0 0.00% |
| Total Ballots Cast | 138 0.00% |

REGISTRATION & TURNOUT
MI County

| | |
|--------------------------------|------------|
| Completed Precincts: | 0 of 1 |
| Total Registration | 2,448 |
| Polling Place Ballots Cast | 0 0.00% |
| Manual Data Entry Ballots Cast | 0 0.00% |
| SPR Host Ballots Cast | 922 37.66% |
| Clerk Ballots Cast | 0 0.00% |
| AV Counting Group Ballots Cast | 0 0.00% |
| Total Ballots Cast | 922 37.66% |

REGISTRATION & TURNOUT
Democratic

| | |
|--------------------------------|-----------|
| Completed Precincts: | 0 of 1 |
| Total Registration | 0 |
| Manual Data Entry Ballots Cast | 0 0.00% |
| SPR Host Ballots Cast | 251 0.00% |
| Clerk Ballots Cast | 0 0.00% |
| AV Counting Group Ballots Cast | 0 0.00% |
| Total Ballots Cast | 251 0.00% |

REP - President of the United States

Completed Precincts: 1 of 1

| | |
|-----------------|------------|
| Donald J. Trump | 135 45.92% |
| John R. Kasich | 62 21.09% |
| Ted Cruz | 51 17.35% |
| Marco Rubio | 26 8.84% |
| Uncommitted | 8 2.72% |
| Ben Carson | 6 2.04% |
| Jeb Bush | 2 0.68% |
| Chris Christie | 1 0.34% |
| Carly Fiorina | 1 0.34% |
| Mike Huckabee | 1 0.34% |
| Rick Santorum | 1 0.34% |
| Lindsey Graham | 0 0.00% |
| George Pataki | 0 0.00% |
| Rand Paul | 0 0.00% |
| Write-In | 0 0.00% |

REGISTRATION & TURNOUT
Non Partisan

| | |
|--------------------------------|---------|
| Completed Precincts: | 0 of 1 |
| Total Registration | 0 |
| Polling Place Ballots Cast | 0 0.00% |
| Manual Data Entry Ballots Cast | 0 0.00% |
| SPR Host Ballots Cast | 0 0.00% |
| Clerk Ballots Cast | 0 0.00% |
| AV Counting Group Ballots Cast | 0 0.00% |
| Total Ballots Cast | 0 0.00% |

REGISTRATION & TURNOUT
Republican

| | |
|----------------------|--------|
| Completed Precincts: | 0 of 1 |
| Total Registration | 0 |

DEM - President of the United States

Completed Precincts: 1 of 1

| | |
|--------------------------|-----------|
| Bernie Sanders | 69 50.00% |
| Hillary Clinton | 66 47.83% |
| Uncommitted | 2 1.45% |
| Martin J. O'Malley | 1 0.72% |
| Roque Rocky De La Fuente | 0 0.00% |
| Write-In | 0 0.00% |

REGISTRATION & TURNOUT
Democratic

| | |
|----------------------------|---------|
| Completed Precincts: | 0 of 1 |
| Total Registration | 0 |
| Polling Place Ballots Cast | 0 0.00% |

REP - President of the United States

Completed Precincts: 1 of 1

| | |
|-----------------|------------|
| Donald J. Trump | 288 42.99% |
| Ted Cruz | 163 24.33% |
| John R. Kasich | 99 14.78% |
| Marco Rubio | 74 11.04% |
| Uncommitted | 15 2.24% |
| Ben Carson | 15 2.24% |
| Jeb Bush | 6 0.90% |
| Chris Christie | 4 0.60% |
| Rick Santorum | 2 0.30% |
| Carly Fiorina | 1 0.15% |
| Mike Huckabee | 1 0.15% |
| George Pataki | 1 0.15% |
| Rand Paul | 1 0.15% |
| Lindsey Graham | 0 0.00% |
| Write-In | 0 0.00% |

DEM - President of the United States

Completed Precincts: 1 of 1

| | |
|--------------------------|------------|
| Bernie Sanders | 127 50.80% |
| Hillary Clinton | 116 46.40% |
| Uncommitted | 6 2.40% |
| Martin J. O'Malley | 1 0.40% |
| Roque Rocky De La Fuente | 0 0.00% |
| Write-In | 0 0.00% |

| REGISTRATION & TURNOUT | |
|--------------------------------|--------------|
| MI County | |
| Completed Precincts: | 0 of 1 |
| Total Registration | 2,442 |
| Polling Place Ballots Cast | 0 0.00% |
| Manual Data Entry Ballots Cast | 807 33.05% |
| SPR Host Ballots Cast | 0 0.00% |
| Clerk Ballots Cast | 0 0.00% |
| AV Counting Group Ballots Cast | 277 11.34% |
| Total Ballots Cast | 1,084 44.39% |

| REGISTRATION & TURNOUT | |
|--------------------------------|-----------|
| Democratic | |
| Completed Precincts: | 0 of 1 |
| Total Registration | 0 |
| Manual Data Entry Ballots Cast | 193 0.00% |
| SPR Host Ballots Cast | 0 0.00% |
| Clerk Ballots Cast | 0 0.00% |
| AV Counting Group Ballots Cast | 0 0.00% |
| Total Ballots Cast | 193 0.00% |

| REGISTRATION & TURNOUT | |
|--------------------------------|------------|
| MI County | |
| Completed Precincts: | 0 of 1 |
| Total Registration | 1,707 |
| Polling Place Ballots Cast | 0 0.00% |
| Manual Data Entry Ballots Cast | 467 27.36% |
| SPR Host Ballots Cast | 0 0.00% |
| Clerk Ballots Cast | 0 0.00% |
| AV Counting Group Ballots Cast | 159 9.31% |
| Total Ballots Cast | 626 36.67% |

| REGISTRATION & TURNOUT | |
|--------------------------------|-----------|
| Non Partisan | |
| Completed Precincts: | 0 of 1 |
| Total Registration | 0 |
| Polling Place Ballots Cast | 0 0.00% |
| Manual Data Entry Ballots Cast | 0 0.00% |
| SPR Host Ballots Cast | 0 0.00% |
| Clerk Ballots Cast | 0 0.00% |
| AV Counting Group Ballots Cast | 277 0.00% |
| Total Ballots Cast | 277 0.00% |

| REP - President of the United States | |
|--------------------------------------|------------|
| Completed Precincts: | |
| 1 of 1 | |
| Donald J. Trump | 254 30.46% |
| Ted Cruz | 231 27.70% |
| John R. Kasich | 188 22.54% |
| Marco Rubio | 104 12.47% |
| Uncommitted | 27 3.24% |
| Ben Carson | 12 1.44% |
| Jeb Bush | 8 0.96% |
| Mike Huckabee | 3 0.36% |
| Rand Paul | 3 0.36% |
| Chris Christie | 2 0.24% |
| Lindsey Graham | 1 0.12% |
| Rick Santorum | 1 0.12% |
| Carly Fiorina | 0 0.00% |
| George Palaki | 0 0.00% |
| Write-In | 0 0.00% |

| REGISTRATION & TURNOUT | |
|--------------------------------|-----------|
| Non Partisan | |
| Completed Precincts: | 0 of 1 |
| Total Registration | 0 |
| Polling Place Ballots Cast | 0 0.00% |
| Manual Data Entry Ballots Cast | 0 0.00% |
| SPR Host Ballots Cast | 0 0.00% |
| Clerk Ballots Cast | 0 0.00% |
| AV Counting Group Ballots Cast | 159 0.00% |
| Total Ballots Cast | 159 0.00% |

| REGISTRATION & TURNOUT | |
|--------------------------------|-----------|
| Republican | |
| Completed Precincts: | 0 of 1 |
| Total Registration | 0 |
| Polling Place Ballots Cast | 0 0.00% |
| Manual Data Entry Ballots Cast | 614 0.00% |
| SPR Host Ballots Cast | 0 0.00% |
| Clerk Ballots Cast | 0 0.00% |
| AV Counting Group Ballots Cast | 0 0.00% |
| Total Ballots Cast | 614 0.00% |

| DEM - President of the United States | |
|--------------------------------------|------------|
| Completed Precincts: | |
| 1 of 1 | |
| Bernie Sanders | 135 54.88% |
| Hillary Clinton | 100 40.65% |
| Uncommitted | 11 4.47% |
| Roque Rocky De La Fuente | 0 0.00% |
| Martin J. O'Malley | 0 0.00% |
| Write-In | 0 0.00% |

| REGISTRATION & TURNOUT | |
|--------------------------------|-----------|
| Republican | |
| Completed Precincts: | 0 of 1 |
| Total Registration | 0 |
| Polling Place Ballots Cast | 0 0.00% |
| Manual Data Entry Ballots Cast | 330 0.00% |
| SPR Host Ballots Cast | 0 0.00% |
| Clerk Ballots Cast | 0 0.00% |
| AV Counting Group Ballots Cast | 0 0.00% |
| Total Ballots Cast | 330 0.00% |

| REGISTRATION & TURNOUT | |
|----------------------------|---------|
| Democratic | |
| Completed Precincts: | 0 of 1 |
| Total Registration | 0 |
| Polling Place Ballots Cast | 0 0.00% |

| REGISTRATION & TURNOUT | |
|----------------------------|---------|
| Democratic | |
| Completed Precincts: | 0 of 1 |
| Total Registration | 0 |
| Polling Place Ballots Cast | 0 0.00% |

| REGISTRATION & TURNOUT | |
|----------------------------|---------|
| Democratic | |
| Completed Precincts: | 0 of 1 |
| Total Registration | 0 |
| Polling Place Ballots Cast | 0 0.00% |

Lincoln Charter Township Precinct March 8, 2016

| REGISTRATION & TURNOUT | | |
|--------------------------------------|--------|--------|
| Democratic | | |
| Completed Precincts: | 0 of 1 | |
| Total Registration | 0 | |
| Manual Data Entry Ballots Cast | 204 | 0.00% |
| SPR Host Ballots Cast | 0 | 0.00% |
| Clerk Ballots Cast | 0 | 0.00% |
| AV Counting Group Ballots Cast | 0 | 0.00% |
| Total Ballots Cast | 204 | 0.00% |
| REP - President of the United States | | |
| Completed Precincts: | 1 of 1 | |
| Donald J. Trump | 195 | 32.02% |
| Ted Cruz | 153 | 25.12% |
| John R. Kasich | 153 | 25.12% |
| Marco Rubio | 67 | 11.00% |
| Uncommitted | 19 | 3.12% |
| Jeb Bush | 7 | 1.15% |
| Ben Carson | 5 | 0.82% |
| Chris Christie | 3 | 0.49% |
| Carly Fiorina | 3 | 0.49% |
| Rick Santorum | 2 | 0.33% |
| Mike Huckabee | 1 | 0.16% |
| Rand Paul | 1 | 0.16% |
| Lindsey Graham | 0 | 0.00% |
| George Pataki | 0 | 0.00% |
| Write-In | 0 | 0.00% |
| DEM - President of the United States | | |
| Completed Precincts: | 1 of 1 | |
| Bernie Sanders | 132 | 50.77% |
| Hillary Clinton | 122 | 46.92% |
| Uncommitted | 5 | 1.92% |
| Martin J. O'Malley | 1 | 0.38% |
| Roque Rocky De La Fuente | 0 | 0.00% |
| Write-In | 0 | 0.00% |

| REGISTRATION & TURNOUT | |
|--------------------------------|------------|
| MI County | |
| Completed Precincts: | 0 of 1 |
| Total Registration | 2,155 |
| Polling Place Ballots Cast | 0 0.00% |
| Manual Data Entry Ballots Cast | 748 34.71% |
| SPR Host Ballots Cast | 0 0.00% |
| Clerk Ballots Cast | 0 0.00% |
| AV Counting Group Ballots Cast | 152 7.05% |
| Total Ballots Cast | 900 41.76% |

| REGISTRATION & TURNOUT | |
|--------------------------------|-----------|
| Democratic | |
| Completed Precincts: | 0 of 1 |
| Total Registration | 0 |
| Manual Data Entry Ballots Cast | 160 0.00% |
| SPR Host Ballots Cast | 0 0.00% |
| Clerk Ballots Cast | 0 0.00% |
| AV Counting Group Ballots Cast | 0 0.00% |
| Total Ballots Cast | 160 0.00% |

| REGISTRATION & TURNOUT | |
|--------------------------------|------------|
| MI County | |
| Completed Precincts: | 0 of 1 |
| Total Registration | 1,403 |
| Polling Place Ballots Cast | 0 0.00% |
| Manual Data Entry Ballots Cast | 454 32.36% |
| SPR Host Ballots Cast | 0 0.00% |
| Clerk Ballots Cast | 0 0.00% |
| AV Counting Group Ballots Cast | 104 7.41% |
| Total Ballots Cast | 558 39.77% |

| REGISTRATION & TURNOUT | |
|--------------------------------|-----------|
| Non Partisan | |
| Completed Precincts: | 0 of 1 |
| Total Registration | 0 |
| Polling Place Ballots Cast | 0 0.00% |
| Manual Data Entry Ballots Cast | 0 0.00% |
| SPR Host Ballots Cast | 0 0.00% |
| Clerk Ballots Cast | 0 0.00% |
| AV Counting Group Ballots Cast | 152 0.00% |
| Total Ballots Cast | 152 0.00% |

| REP - President of the United States | |
|--|--------|
| Completed Precincts: | 1 of 1 |
| <p>Ted Cruz 208 37.75%</p> <p>John R. Kasich 188 34.12%</p> <p>Marco Rubio 88 15.97%</p> <p>Donald J. Trump 34 6.17%</p> <p>Uncommitted 11 2.00%</p> <p>Ben Carson 10 1.81%</p> <p>Jeb Bush 5 0.91%</p> <p>Chris Christie 3 0.54%</p> <p>Rand Paul 2 0.36%</p> <p>Carly Fiorina 1 0.18%</p> <p>Write-In 1 0.18%</p> <p>Lindsey Graham 0 0.00%</p> <p>Mike Huckabee 0 0.00%</p> <p>George Pataki 0 0.00%</p> <p>Rick Santorum 0 0.00%</p> | |

| REGISTRATION & TURNOUT | |
|--------------------------------|-----------|
| Non Partisan | |
| Completed Precincts: | 0 of 1 |
| Total Registration | 0 |
| Polling Place Ballots Cast | 0 0.00% |
| Manual Data Entry Ballots Cast | 0 0.00% |
| SPR Host Ballots Cast | 0 0.00% |
| Clerk Ballots Cast | 0 0.00% |
| AV Counting Group Ballots Cast | 104 0.00% |
| Total Ballots Cast | 104 0.00% |

| REGISTRATION & TURNOUT | |
|--------------------------------|-----------|
| Republican | |
| Completed Precincts: | 0 of 1 |
| Total Registration | 0 |
| Polling Place Ballots Cast | 0 0.00% |
| Manual Data Entry Ballots Cast | 588 0.00% |
| SPR Host Ballots Cast | 0 0.00% |
| Clerk Ballots Cast | 0 0.00% |
| AV Counting Group Ballots Cast | 0 0.00% |
| Total Ballots Cast | 588 0.00% |

| DEM - President of the United States | |
|---|--------|
| Completed Precincts: | 1 of 1 |
| <p>Hillary Clinton 28 70.00%</p> <p>Bernie Sanders 11 27.50%</p> <p>Uncommitted 1 2.50%</p> <p>Rogue Rocky De La Fuente 0 0.00%</p> <p>Martin J. O'Malley 0 0.00%</p> <p>Write-In 0 0.00%</p> | |

| REGISTRATION & TURNOUT | |
|--------------------------------|-----------|
| Republican | |
| Completed Precincts: | 0 of 1 |
| Total Registration | 0 |
| Polling Place Ballots Cast | 0 0.00% |
| Manual Data Entry Ballots Cast | 326 0.00% |
| SPR Host Ballots Cast | 0 0.00% |
| Clerk Ballots Cast | 0 0.00% |
| AV Counting Group Ballots Cast | 0 0.00% |
| Total Ballots Cast | 326 0.00% |

| REGISTRATION & TURNOUT | |
|----------------------------|---------|
| Democratic | |
| Completed Precincts: | 0 of 1 |
| Total Registration | 0 |
| Polling Place Ballots Cast | 0 0.00% |

| REGISTRATION & TURNOUT | |
|----------------------------|---------|
| Democratic | |
| Completed Precincts: | 0 of 1 |
| Total Registration | 0 |
| Polling Place Ballots Cast | 0 0.00% |

| REGISTRATION & TURNOUT | |
|----------------------------|---------|
| Democratic | |
| Completed Precincts: | 0 of 1 |
| Total Registration | 0 |
| Polling Place Ballots Cast | 0 0.00% |

Lincoln Charter Township Precinct March 8, 2016

| REGISTRATION & TURNOUT | | | |
|--------------------------------------|----------------------|--------|--------|
| Democratic | | | |
| Total Registration | Completed Precincts: | 0 of 1 | 0 |
| Manual Data Entry Ballots Cast | | 93 | 0.00% |
| SPR Host Ballots Cast | | 0 | 0.00% |
| Clerk Ballots Cast | | 0 | 0.00% |
| AV Counting Group Ballots Cast | | 0 | 0.00% |
| Total Ballots Cast | | 93 | 0.00% |
| REP - President of the United States | | | |
| Completed Precincts: 1 of 1 | | | |
| Donald J. Trump | | 138 | 39.09% |
| Ted Cruz | | 82 | 23.23% |
| John R. Kasich | | 67 | 18.98% |
| Marco Rubio | | 38 | 10.76% |
| Uncommitted | | 12 | 3.40% |
| Ben Carson | | 6 | 1.70% |
| Chris Christie | | 3 | 0.85% |
| Jeb Bush | | 2 | 0.57% |
| Mike Huckabee | | 2 | 0.57% |
| Rand Paul | | 2 | 0.57% |
| George Palaki | | 1 | 0.28% |
| Carly Fiorina | | 0 | 0.00% |
| Lindsey Graham | | 0 | 0.00% |
| Rick Santorum | | 0 | 0.00% |
| Write-In | | 0 | 0.00% |
| DEM - President of the United States | | | |
| Completed Precincts: 1 of 1 | | | |
| Bernie Sanders | | 70 | 53.03% |
| Hillary Clinton | | 56 | 42.42% |
| Uncommitted | | 5 | 3.79% |
| Roque Rocky De la Fuente | | 1 | 0.76% |
| Martin J. O'Malley | | 0 | 0.00% |
| Write-In | | 0 | 0.00% |

| REGISTRATION & TURNOUT | | REGISTRATION & TURNOUT | | REGISTRATION & TURNOUT | |
|--------------------------------|--|--------------------------------|--|--------------------------------|--|
| MI County | | MI County | | Democratic | |
| Completed Precincts: | | Completed Precincts: | | Completed Precincts: | |
| 0 of 1 | | 0 of 1 | | 0 of 1 | |
| Total Registration | | Total Registration | | Total Registration | |
| 100 | | 1,987 | | 0 | |
| Polling Place Ballots Cast | | Polling Place Ballots Cast | | Manual Data Entry Ballots Cast | |
| 0 | | 0 | | 0 | |
| Manual Data Entry Ballots Cast | | Manual Data Entry Ballots Cast | | SPR Host Ballots Cast | |
| 0 | | 0 | | 540 | |
| SPR Host Ballots Cast | | SPR Host Ballots Cast | | Clerk Ballots Cast | |
| 0 | | 0 | | 0 | |
| Clerk Ballots Cast | | Clerk Ballots Cast | | AV Counting Group Ballots Cast | |
| 0 | | 0 | | 222 | |
| AV Counting Group Ballots Cast | | AV Counting Group Ballots Cast | | Total Ballots Cast | |
| 0 | | 540 | | 222 | |
| Total Ballots Cast | | Total Ballots Cast | | | |
| 0 | | 27.18% | | | |

| REGISTRATION & TURNOUT | | REGISTRATION & TURNOUT | | REP - President of the United States | |
|------------------------|--|------------------------|--|--------------------------------------|--|
| Non Partisan | | Non Partisan | | Completed Precincts: | |
| Completed Precincts: | | Completed Precincts: | | 1 of 1 | |
| 0 of 1 | | 0 of 1 | | | |
| Total Registration | | Total Registration | | | |
| 0 | | 0 | | | |
| Total Ballots Cast | | Total Ballots Cast | | | |
| 0 | | 0 | | | |
| 0.00% | | 0.00% | | | |

| | |
|------------------------|--|
| REGISTRATION & TURNOUT | |
| Republican | |
| Completed Precincts: | |
| 0 of 1 | |
| Total Registration | |
| 0 | |
| Total Ballots Cast | |
| 0 | |
| 0.00% | |

| | |
|--------------------------------|--|
| Polling Place Ballots Cast | |
| 0 | |
| Manual Data Entry Ballots Cast | |
| 0 | |
| SPR Host Ballots Cast | |
| 0 | |
| Clerk Ballots Cast | |
| 0 | |
| AV Counting Group Ballots Cast | |
| 0 | |
| Total Ballots Cast | |
| 0 | |
| 0.00% | |

| REGISTRATION & TURNOUT | | REGISTRATION & TURNOUT | | DEM - President of the United States | |
|------------------------|--|------------------------|--|--------------------------------------|--|
| Non Partisan | | Republican | | Completed Precincts: | |
| Completed Precincts: | | Completed Precincts: | | 1 of 1 | |
| 0 of 1 | | 0 of 1 | | | |
| Total Registration | | Total Registration | | | |
| 0 | | 0 | | | |
| Total Ballots Cast | | Total Ballots Cast | | | |
| 0 | | 318 | | | |
| 0.00% | | 0.00% | | | |

| | |
|------------------------|--|
| REGISTRATION & TURNOUT | |
| Democratic | |
| Completed Precincts: | |
| 0 of 1 | |
| Total Registration | |
| 0 | |
| Total Ballots Cast | |
| 0 | |
| 0.00% | |

| | |
|--------------------------------|--|
| Polling Place Ballots Cast | |
| 0 | |
| Manual Data Entry Ballots Cast | |
| 0 | |
| SPR Host Ballots Cast | |
| 318 | |
| Clerk Ballots Cast | |
| 0 | |
| AV Counting Group Ballots Cast | |
| 0 | |
| Total Ballots Cast | |
| 318 | |
| 0.00% | |

| REGISTRATION & TURNOUT | | REGISTRATION & TURNOUT | | DEM - President of the United States | |
|------------------------|--|------------------------|--|--------------------------------------|--|
| Non Partisan | | Democratic | | Completed Precincts: | |
| Completed Precincts: | | Completed Precincts: | | 1 of 1 | |
| 0 of 1 | | 0 of 1 | | | |
| Total Registration | | Total Registration | | | |
| 0 | | 0 | | | |
| Total Ballots Cast | | Total Ballots Cast | | | |
| 0 | | 0 | | | |
| 0.00% | | 0.00% | | | |

| | |
|------------------------|--|
| REGISTRATION & TURNOUT | |
| Democratic | |
| Completed Precincts: | |
| 0 of 1 | |
| Total Registration | |
| 0 | |
| Total Ballots Cast | |
| 0 | |
| 0.00% | |

| | |
|--------------------------------|--|
| Polling Place Ballots Cast | |
| 0 | |
| Manual Data Entry Ballots Cast | |
| 0 | |
| SPR Host Ballots Cast | |
| 0 | |
| Clerk Ballots Cast | |
| 0 | |
| AV Counting Group Ballots Cast | |
| 0 | |
| Total Ballots Cast | |
| 0 | |
| 0.00% | |

| REGISTRATION & TURNOUT | |
|--------------------------------|------------|
| MI County | |
| Completed Precincts: | 0 of 1 |
| Total Registration | 1,939 |
| Polling Place Ballots Cast | 0 0.00% |
| Manual Data Entry Ballots Cast | 0 0.00% |
| SPR Host Ballots Cast | 639 32.96% |
| Clerk Ballots Cast | 0 0.00% |
| AV Counting Group Ballots Cast | 0 0.00% |
| Total Ballots Cast | 639 32.96% |

| REGISTRATION & TURNOUT | |
|--------------------------------|-----------|
| Democratic | |
| Completed Precincts: | 0 of 1 |
| Total Registration | 0 |
| Manual Data Entry Ballots Cast | 0 0.00% |
| SPR Host Ballots Cast | 193 0.00% |
| Clerk Ballots Cast | 0 0.00% |
| AV Counting Group Ballots Cast | 0 0.00% |
| Total Ballots Cast | 193 0.00% |

| REGISTRATION & TURNOUT | |
|--------------------------------|------------|
| MI County | |
| Completed Precincts: | 0 of 1 |
| Total Registration | 1,689 |
| Polling Place Ballots Cast | 0 0.00% |
| Manual Data Entry Ballots Cast | 0 0.00% |
| SPR Host Ballots Cast | 354 20.96% |
| Clerk Ballots Cast | 0 0.00% |
| AV Counting Group Ballots Cast | 0 0.00% |
| Total Ballots Cast | 354 20.96% |

| REGISTRATION & TURNOUT | |
|--------------------------------|---------|
| Non Partisan | |
| Completed Precincts: | 0 of 1 |
| Total Registration | 0 |
| Polling Place Ballots Cast | 0 0.00% |
| Manual Data Entry Ballots Cast | 0 0.00% |
| SPR Host Ballots Cast | 0 0.00% |
| Clerk Ballots Cast | 0 0.00% |
| AV Counting Group Ballots Cast | 0 0.00% |
| Total Ballots Cast | 0 0.00% |

| REP - President of the United States | |
|--------------------------------------|------------|
| Completed Precincts: | 1 of 1 |
| Donald J. Trump | 168 37.67% |
| Ted Cruz | 164 36.77% |
| John R. Kasich | 54 12.11% |
| Marco Rubio | 40 8.97% |
| Uncommitted | 8 1.79% |
| Ben Carson | 7 1.57% |
| Jeb Bush | 2 0.45% |
| Rick Santorum | 2 0.45% |
| Lindsey Graham | 1 0.22% |
| Chris Christie | 0 0.00% |
| Carly Fiorina | 0 0.00% |
| Mike Huckabee | 0 0.00% |
| George Pataki | 0 0.00% |
| Rand Paul | 0 0.00% |
| Write-In | 0 0.00% |

| REGISTRATION & TURNOUT | |
|--------------------------------|---------|
| Non Partisan | |
| Completed Precincts: | 0 of 1 |
| Total Registration | 0 |
| Polling Place Ballots Cast | 0 0.00% |
| Manual Data Entry Ballots Cast | 0 0.00% |
| SPR Host Ballots Cast | 0 0.00% |
| Clerk Ballots Cast | 0 0.00% |
| AV Counting Group Ballots Cast | 0 0.00% |
| Total Ballots Cast | 0 0.00% |

| REGISTRATION & TURNOUT | |
|--------------------------------|-----------|
| Republican | |
| Completed Precincts: | 0 of 1 |
| Total Registration | 0 |
| Polling Place Ballots Cast | 0 0.00% |
| Manual Data Entry Ballots Cast | 0 0.00% |
| SPR Host Ballots Cast | 446 0.00% |
| Clerk Ballots Cast | 0 0.00% |
| AV Counting Group Ballots Cast | 0 0.00% |
| Total Ballots Cast | 446 0.00% |

| DEM - President of the United States | |
|--------------------------------------|------------|
| Completed Precincts: | 1 of 1 |
| Hillary Clinton | 101 52.33% |
| Bernie Sanders | 83 43.01% |
| Uncommitted | 8 4.15% |
| Roque Rocky De La Fuente | 1 0.52% |
| Martin J. O'Malley | 0 0.00% |
| Write-In | 0 0.00% |

| REGISTRATION & TURNOUT | |
|--------------------------------|-----------|
| Republican | |
| Completed Precincts: | 0 of 1 |
| Total Registration | 0 |
| Polling Place Ballots Cast | 0 0.00% |
| Manual Data Entry Ballots Cast | 0 0.00% |
| SPR Host Ballots Cast | 207 0.00% |
| Clerk Ballots Cast | 0 0.00% |
| AV Counting Group Ballots Cast | 0 0.00% |
| Total Ballots Cast | 207 0.00% |

| REGISTRATION & TURNOUT | |
|----------------------------|---------|
| Democratic | |
| Completed Precincts: | 0 of 1 |
| Total Registration | 0 |
| Polling Place Ballots Cast | 0 0.00% |

| REGISTRATION & TURNOUT | |
|----------------------------|---------|
| Democratic | |
| Completed Precincts: | 0 of 1 |
| Total Registration | 0 |
| Polling Place Ballots Cast | 0 0.00% |

| REGISTRATION & TURNOUT | |
|----------------------------|---------|
| Democratic | |
| Completed Precincts: | 0 of 1 |
| Total Registration | 0 |
| Polling Place Ballots Cast | 0 0.00% |

MI County
Niles Charter Township Precinct 2

Berrien County Michigan
Niles Charter Township Precinct 3

Berrien_March2016_E
Niles Charter Township Precinct March 8, 2016

| REGISTRATION & TURNOUT | | |
|--------------------------------------|--------|--------|
| Democratic | | |
| Completed Precincts: | 0 of 1 | |
| Total Registration | 0 | |
| Manual Data Entry Ballots Cast | 0 | 0.00% |
| SPR Host Ballots Cast | 147 | 0.00% |
| Clerk Ballots Cast | 0 | 0.00% |
| AV Counting Group Ballots Cast | 0 | 0.00% |
| Total Ballots Cast | 147 | 0.00% |
| REP - President of the United States | | |
| Completed Precincts: | 1 of 1 | |
| Ted Cruz | 90 | 43.48% |
| Donald J. Trump | 71 | 34.30% |
| Marco Rubio | 16 | 7.73% |
| John R. Kasich | 13 | 6.28% |
| Ben Carson | 7 | 3.38% |
| Uncommitted | 7 | 3.38% |
| Chris Christie | 1 | 0.48% |
| Lindsey Graham | 1 | 0.48% |
| Rand Paul | 1 | 0.48% |
| Jeb Bush | 0 | 0.00% |
| Cathy Fiorina | 0 | 0.00% |
| Mike Huckabee | 0 | 0.00% |
| George Pataki | 0 | 0.00% |
| Rick Santorum | 0 | 0.00% |
| Write-In | 0 | 0.00% |
| DEM - President of the United States | | |
| Completed Precincts: | 1 of 1 | |
| Hillary Clinton | 75 | 51.02% |
| Bernie Sanders | 66 | 44.90% |
| Uncommitted | 6 | 4.08% |
| Roque Rocky De La Fuente | 0 | 0.00% |
| Martin J. O'Malley | 0 | 0.00% |
| Write-In | 0 | 0.00% |

| REGISTRATION & TURNOUT | | |
|--------------------------------|--------|--------|
| MI County | | |
| Completed Precincts: | 0 of 1 | |
| Total Registration | 2,594 | |
| Manual Data Entry Ballots Cast | 0 | 0.00% |
| SPR Host Ballots Cast | 0 | 0.00% |
| Clerk Ballots Cast | 665 | 25.64% |
| AV Counting Group Ballots Cast | 0 | 0.00% |
| Total Ballots Cast | 665 | 25.64% |
| REGISTRATION & TURNOUT | | |
| Non Partisan | | |
| Completed Precincts: | 0 of 1 | |
| Total Registration | 0 | |
| Manual Data Entry Ballots Cast | 0 | 0.00% |
| SPR Host Ballots Cast | 0 | 0.00% |
| Clerk Ballots Cast | 0 | 0.00% |
| AV Counting Group Ballots Cast | 0 | 0.00% |
| Total Ballots Cast | 0 | 0.00% |
| REGISTRATION & TURNOUT | | |
| Republican | | |
| Completed Precincts: | 0 of 1 | |
| Total Registration | 0 | |
| Manual Data Entry Ballots Cast | 0 | 0.00% |
| SPR Host Ballots Cast | 0 | 0.00% |
| Clerk Ballots Cast | 411 | 0.00% |
| AV Counting Group Ballots Cast | 0 | 0.00% |
| Total Ballots Cast | 411 | 0.00% |
| REGISTRATION & TURNOUT | | |
| Democratic | | |
| Completed Precincts: | 0 of 1 | |
| Total Registration | 0 | |
| Manual Data Entry Ballots Cast | 0 | 0.00% |
| SPR Host Ballots Cast | 0 | 0.00% |
| Clerk Ballots Cast | 0 | 0.00% |
| AV Counting Group Ballots Cast | 0 | 0.00% |
| Total Ballots Cast | 0 | 0.00% |
| REGISTRATION & TURNOUT | | |
| Democratic | | |
| Completed Precincts: | 0 of 1 | |
| Total Registration | 0 | |
| Manual Data Entry Ballots Cast | 0 | 0.00% |
| SPR Host Ballots Cast | 0 | 0.00% |
| Clerk Ballots Cast | 0 | 0.00% |
| AV Counting Group Ballots Cast | 0 | 0.00% |
| Total Ballots Cast | 0 | 0.00% |

| REGISTRATION & TURNOUT | | |
|--------------------------------------|--------|--------|
| Democratic | | |
| Completed Precincts: | 0 of 1 | |
| Total Registration | 0 | |
| Manual Data Entry Ballots Cast | 0 | 0.00% |
| SPR Host Ballots Cast | 254 | 0.00% |
| Clerk Ballots Cast | 0 | 0.00% |
| AV Counting Group Ballots Cast | 0 | 0.00% |
| Total Ballots Cast | 254 | 0.00% |
| REP - President of the United States | | |
| Completed Precincts: | 1 of 1 | |
| Ted Cruz | 166 | 40.39% |
| Donald J. Trump | 148 | 36.01% |
| John R. Kasich | 42 | 10.22% |
| Marco Rubio | 36 | 8.76% |
| Ben Carson | 9 | 2.19% |
| Uncommitted | 4 | 0.97% |
| Jeb Bush | 3 | 0.73% |
| Mike Huckabee | 1 | 0.24% |
| Rand Paul | 1 | 0.24% |
| Write-In | 1 | 0.24% |
| Chris Christie | 0 | 0.00% |
| Cathy Fiorina | 0 | 0.00% |
| Lindsey Graham | 0 | 0.00% |
| George Pataki | 0 | 0.00% |
| Rick Santorum | 0 | 0.00% |
| DEM - President of the United States | | |
| Completed Precincts: | 1 of 1 | |
| Hillary Clinton | 128 | 50.59% |
| Bernie Sanders | 111 | 43.87% |
| Uncommitted | 14 | 5.53% |
| Roque Rocky De La Fuente | 0 | 0.00% |
| Martin J. O'Malley | 0 | 0.00% |
| Write-In | 0 | 0.00% |

| REGISTRATION & TURNOUT | |
|--------------------------------|------------|
| MI County | |
| Completed Precincts: | 0 of 1 |
| Total Registration | 2,557 |
| Polling Place Ballots Cast | 0 0.00% |
| Manual Data Entry Ballots Cast | 0 0.00% |
| SPR Host Ballots Cast | 586 22.92% |
| Clerk Ballots Cast | 0 0.00% |
| AV Counting Group Ballots Cast | 0 0.00% |
| Total Ballots Cast | 586 22.92% |

| REGISTRATION & TURNOUT | |
|--------------------------------|-----------|
| Democratic | |
| Completed Precincts: | 0 of 1 |
| Total Registration | 0 |
| Manual Data Entry Ballots Cast | 0 0.00% |
| SPR Host Ballots Cast | 223 0.00% |
| Clerk Ballots Cast | 0 0.00% |
| AV Counting Group Ballots Cast | 0 0.00% |
| Total Ballots Cast | 223 0.00% |

| REGISTRATION & TURNOUT | |
|--------------------------------|------------|
| MI County | |
| Completed Precincts: | 0 of 1 |
| Total Registration | 1,908 |
| Polling Place Ballots Cast | 0 0.00% |
| Manual Data Entry Ballots Cast | 0 0.00% |
| SPR Host Ballots Cast | 708 37.11% |
| Clerk Ballots Cast | 0 0.00% |
| AV Counting Group Ballots Cast | 0 0.00% |
| Total Ballots Cast | 708 37.11% |

| REGISTRATION & TURNOUT | |
|--------------------------------|---------|
| Non Partisan | |
| Completed Precincts: | 0 of 1 |
| Total Registration | 0 |
| Polling Place Ballots Cast | 0 0.00% |
| Manual Data Entry Ballots Cast | 0 0.00% |
| SPR Host Ballots Cast | 0 0.00% |
| Clerk Ballots Cast | 0 0.00% |
| AV Counting Group Ballots Cast | 0 0.00% |
| Total Ballots Cast | 0 0.00% |

| REP - President of the United States | |
|--------------------------------------|------------|
| Completed Precincts: | 1 of 1 |
| Donald J. Trump | 147 40.50% |
| Ted Cruz | 117 32.23% |
| John R. Kasich | 50 13.77% |
| Marco Rubio | 28 7.71% |
| Uncommitted | 8 2.20% |
| Ben Carson | 5 1.38% |
| Mike Huckabee | 3 0.83% |
| Jeb Bush | 2 0.55% |
| Rand Paul | 2 0.55% |
| George Pataki | 1 0.28% |
| Chris Christie | 0 0.00% |
| Carly Fiorina | 0 0.00% |
| Lindsey Graham | 0 0.00% |
| Rick Santorum | 0 0.00% |
| Write-In | 0 0.00% |

| REGISTRATION & TURNOUT | |
|--------------------------------|---------|
| Non Partisan | |
| Completed Precincts: | 0 of 1 |
| Total Registration | 0 |
| Polling Place Ballots Cast | 0 0.00% |
| Manual Data Entry Ballots Cast | 0 0.00% |
| SPR Host Ballots Cast | 0 0.00% |
| Clerk Ballots Cast | 0 0.00% |
| AV Counting Group Ballots Cast | 0 0.00% |
| Total Ballots Cast | 0 0.00% |

| REGISTRATION & TURNOUT | |
|--------------------------------|-----------|
| Republican | |
| Completed Precincts: | 0 of 1 |
| Total Registration | 0 |
| Polling Place Ballots Cast | 0 0.00% |
| Manual Data Entry Ballots Cast | 0 0.00% |
| SPR Host Ballots Cast | 363 0.00% |
| Clerk Ballots Cast | 0 0.00% |
| AV Counting Group Ballots Cast | 0 0.00% |
| Total Ballots Cast | 363 0.00% |

| DEM - President of the United States | |
|--------------------------------------|------------|
| Completed Precincts: | 1 of 1 |
| Bernie Sanders | 111 50.00% |
| Hillary Clinton | 100 45.05% |
| Uncommitted | 10 4.50% |
| Write-In | 1 0.45% |
| Roque Rocky De La Fuente | 0 0.00% |
| Martin J. O'Malley | 0 0.00% |

| REGISTRATION & TURNOUT | |
|--------------------------------|-----------|
| Republican | |
| Completed Precincts: | 0 of 1 |
| Total Registration | 0 |
| Polling Place Ballots Cast | 0 0.00% |
| Manual Data Entry Ballots Cast | 0 0.00% |
| SPR Host Ballots Cast | 476 0.00% |
| Clerk Ballots Cast | 0 0.00% |
| AV Counting Group Ballots Cast | 0 0.00% |
| Total Ballots Cast | 476 0.00% |

| REGISTRATION & TURNOUT | |
|----------------------------|---------|
| Democratic | |
| Completed Precincts: | 0 of 1 |
| Total Registration | 0 |
| Polling Place Ballots Cast | 0 0.00% |

| REGISTRATION & TURNOUT | |
|----------------------------|---------|
| Democratic | |
| Completed Precincts: | 0 of 1 |
| Total Registration | 0 |
| Polling Place Ballots Cast | 0 0.00% |

| REGISTRATION & TURNOUT | |
|----------------------------|---------|
| Democratic | |
| Completed Precincts: | 0 of 1 |
| Total Registration | 0 |
| Polling Place Ballots Cast | 0 0.00% |

REGISTRATION & TURNOUT
Democratic

Completed Precincts: 0 of 1
Total Registration 0
Manual Data Entry Ballots Cast 0 0.00%
SPR Host Ballots Cast 232 0.00%
Clerk Ballots Cast 0 0.00%
AV Counting Group Ballots Cast 0 0.00%
Total Ballots Cast 232 0.00%

REGISTRATION & TURNOUT
MI County

Completed Precincts: 0 of 1
Total Registration 2,035
Polling Place Ballots Cast 0 0.00%
Manual Data Entry Ballots Cast 0 0.00%
SPR Host Ballots Cast 919 45.16%
Clerk Ballots Cast 0 0.00%
AV Counting Group Ballots Cast 0 0.00%
Total Ballots Cast 919 45.16%

REGISTRATION & TURNOUT
Democratic

Completed Precincts: 0 of 1
Total Registration 0
Manual Data Entry Ballots Cast 0 0.00%
SPR Host Ballots Cast 244 0.00%
Clerk Ballots Cast 0 0.00%
AV Counting Group Ballots Cast 0 0.00%
Total Ballots Cast 244 0.00%

REP - President of the United States

Completed Precincts: 1 of 1
Total Registration 170 35.71%
Polling Place Ballots Cast 147 30.88%
Manual Data Entry Ballots Cast 92 19.33%
SPR Host Ballots Cast 41 8.61%
Clerk Ballots Cast 11 2.31%
AV Counting Group Ballots Cast 7 1.47%
Total Ballots Cast 4 0.84%
Ted Cruz 1 0.21%
Donald J. Trump 1 0.21%
John R. Kasich 1 0.21%
Marco Rubio 1 0.21%
Ben Carson 0 0.00%
Jeb Bush 0 0.00%
Chris Christie 0 0.00%
Carly Fiorina 0 0.00%
Lindsey Graham 0 0.00%
Mike Huckabee 0 0.00%
George Pataki 0 0.00%
Rand Paul 0 0.00%
Rick Santorum 0 0.00%
Write-In 0 0.00%

REGISTRATION & TURNOUT
Non Partisan

Completed Precincts: 0 of 1
Total Registration 0
Polling Place Ballots Cast 0 0.00%
Manual Data Entry Ballots Cast 0 0.00%
SPR Host Ballots Cast 0 0.00%
Clerk Ballots Cast 0 0.00%
AV Counting Group Ballots Cast 0 0.00%
Total Ballots Cast 0 0.00%

REGISTRATION & TURNOUT
Republican

Completed Precincts: 0 of 1
Total Registration 0

DEM - President of the United States

Completed Precincts: 1 of 1
Total Registration 115 49.57%
Polling Place Ballots Cast 103 44.40%
Manual Data Entry Ballots Cast 13 5.60%
SPR Host Ballots Cast 1 0.43%
Clerk Ballots Cast 0 0.00%
AV Counting Group Ballots Cast 0 0.00%
Total Ballots Cast 0 0.00%
Hillary Clinton 1 0.00%
Bernie Sanders 103 44.40%
Uncommitted 13 5.60%
Martin J. O'Malley 1 0.43%
Rogue Rocky De La Fuente 0 0.00%
Write-In 0 0.00%

REGISTRATION & TURNOUT
Democratic

Completed Precincts: 0 of 1
Total Registration 0
Polling Place Ballots Cast 0 0.00%

REP - President of the United States

Completed Precincts: 1 of 1
Total Registration 196 29.08%
Polling Place Ballots Cast 179 26.56%
Manual Data Entry Ballots Cast 130 19.29%
SPR Host Ballots Cast 86 12.76%
Clerk Ballots Cast 51 7.57%
AV Counting Group Ballots Cast 17 2.52%
Total Ballots Cast 8 1.19%
Ted Cruz 4 0.59%
Donald J. Trump 1 0.15%
John R. Kasich 1 0.15%
Marco Rubio 1 0.15%
Ben Carson 0 0.00%
Jeb Bush 0 0.00%
Chris Christie 0 0.00%
Carly Fiorina 0 0.00%
Lindsey Graham 0 0.00%
Mike Huckabee 0 0.00%
George Pataki 0 0.00%
Rand Paul 0 0.00%
Rick Santorum 0 0.00%
Write-In 0 0.00%

DEM - President of the United States

Completed Precincts: 1 of 1
Total Registration 128 52.67%
Polling Place Ballots Cast 107 44.03%
Manual Data Entry Ballots Cast 6 2.47%
SPR Host Ballots Cast 2 0.82%
Clerk Ballots Cast 0 0.00%
AV Counting Group Ballots Cast 0 0.00%
Total Ballots Cast 0 0.00%
Bernie Sanders 128 52.67%
Hillary Clinton 107 44.03%
Uncommitted 6 2.47%
Martin J. O'Malley 2 0.82%
Rogue Rocky De La Fuente 0 0.00%
Write-In 0 0.00%

| REGISTRATION & TURNOUT | |
|--------------------------------|------------|
| MI County | |
| Completed Precincts: | 0 of 1 |
| Total Registration | 1,259 |
| Polling Place Ballots Cast | 0 0.00% |
| Manual Data Entry Ballots Cast | 0 0.00% |
| SPR Host Ballots Cast | 355 28.20% |
| Clerk Ballots Cast | 0 0.00% |
| AV Counting Group Ballots Cast | 0 0.00% |
| Total Ballots Cast | 355 28.20% |

| REGISTRATION & TURNOUT | |
|--------------------------------|-----------|
| Democrat | |
| Completed Precincts: | 0 of 1 |
| Total Registration | 0 |
| Manual Data Entry Ballots Cast | 0 0.00% |
| SPR Host Ballots Cast | 147 0.00% |
| Clerk Ballots Cast | 0 0.00% |
| AV Counting Group Ballots Cast | 0 0.00% |
| Total Ballots Cast | 147 0.00% |

| REGISTRATION & TURNOUT | |
|--------------------------------|------------|
| MI County | |
| Completed Precincts: | 0 of 1 |
| Total Registration | 2,303 |
| Polling Place Ballots Cast | 0 0.00% |
| Manual Data Entry Ballots Cast | 0 0.00% |
| SPR Host Ballots Cast | 520 22.58% |
| Clerk Ballots Cast | 0 0.00% |
| AV Counting Group Ballots Cast | 0 0.00% |
| Total Ballots Cast | 520 22.58% |

| REGISTRATION & TURNOUT | |
|--------------------------------|---------|
| Non Partisan | |
| Completed Precincts: | 0 of 1 |
| Total Registration | 0 |
| Polling Place Ballots Cast | 0 0.00% |
| Manual Data Entry Ballots Cast | 0 0.00% |
| SPR Host Ballots Cast | 0 0.00% |
| Clerk Ballots Cast | 0 0.00% |
| AV Counting Group Ballots Cast | 0 0.00% |
| Total Ballots Cast | 0 0.00% |

| REP - President of the United States | |
|--------------------------------------|-----------|
| Completed Precincts: | 1 of 1 |
| Ted Cruz | 56 27.18% |
| Donald J. Trump | 48 23.30% |
| John R. Kasich | 41 19.90% |
| Marco Rubio | 22 10.68% |
| Ben Carson | 17 8.25% |
| Jeb Bush | 10 4.85% |
| Uncommitted | 9 4.37% |
| Mike Huckabee | 1 0.49% |
| Rand Paul | 1 0.49% |
| Rick Santorum | 1 0.49% |
| Chris Christie | 0 0.00% |
| Carly Fiorina | 0 0.00% |
| Lindsey Graham | 0 0.00% |
| George Pataki | 0 0.00% |
| Write-In | 0 0.00% |

| REGISTRATION & TURNOUT | |
|--------------------------------|---------|
| Non Partisan | |
| Completed Precincts: | 0 of 1 |
| Total Registration | 0 |
| Polling Place Ballots Cast | 0 0.00% |
| Manual Data Entry Ballots Cast | 0 0.00% |
| SPR Host Ballots Cast | 0 0.00% |
| Clerk Ballots Cast | 0 0.00% |
| AV Counting Group Ballots Cast | 0 0.00% |
| Total Ballots Cast | 0 0.00% |

| REGISTRATION & TURNOUT | |
|--------------------------------|-----------|
| Republican | |
| Completed Precincts: | 0 of 1 |
| Total Registration | 0 |
| Polling Place Ballots Cast | 0 0.00% |
| Manual Data Entry Ballots Cast | 0 0.00% |
| SPR Host Ballots Cast | 208 0.00% |
| Clerk Ballots Cast | 0 0.00% |
| AV Counting Group Ballots Cast | 0 0.00% |
| Total Ballots Cast | 208 0.00% |

| DEM - President of the United States | |
|--------------------------------------|-----------|
| Completed Precincts: | 1 of 1 |
| Bernie Sanders | 81 55.10% |
| Hillary Clinton | 63 42.86% |
| Uncommitted | 3 2.04% |
| Rogue Rocky De La Fuente | 0 0.00% |
| Martin J. O'Malley | 0 0.00% |
| Write-In | 0 0.00% |

| REGISTRATION & TURNOUT | |
|--------------------------------|-----------|
| Republican | |
| Completed Precincts: | 0 of 1 |
| Total Registration | 0 |
| Polling Place Ballots Cast | 0 0.00% |
| Manual Data Entry Ballots Cast | 0 0.00% |
| SPR Host Ballots Cast | 300 0.00% |
| Clerk Ballots Cast | 0 0.00% |
| AV Counting Group Ballots Cast | 0 0.00% |
| Total Ballots Cast | 300 0.00% |

| REGISTRATION & TURNOUT | |
|----------------------------|---------|
| Democrat | |
| Completed Precincts: | 0 of 1 |
| Total Registration | 0 |
| Polling Place Ballots Cast | 0 0.00% |

| REGISTRATION & TURNOUT | |
|----------------------------|---------|
| Democrat | |
| Completed Precincts: | 0 of 1 |
| Total Registration | 0 |
| Polling Place Ballots Cast | 0 0.00% |

| REGISTRATION & TURNOUT | |
|----------------------------|---------|
| Democrat | |
| Completed Precincts: | 0 of 1 |
| Total Registration | 0 |
| Polling Place Ballots Cast | 0 0.00% |

REGISTRATION & TURNOUT
Democratic

| | |
|--------------------------------|-----------|
| Completed Precincts: | 0 of 1 |
| Total Registration | 0 |
| Manual Data Entry Ballots Cast | 0 0.00% |
| SPR Host Ballots Cast | 220 0.00% |
| Clerk Ballots Cast | 0 0.00% |
| AV Counting Group Ballots Cast | 0 0.00% |
| Total Ballots Cast | 220 0.00% |

REGISTRATION & TURNOUT
MI County

| | |
|--------------------------------|------------|
| Completed Precincts: | 0 of 1 |
| Total Registration | 1,720 |
| Polling Place Ballots Cast | 0 0.00% |
| Manual Data Entry Ballots Cast | 0 0.00% |
| SPR Host Ballots Cast | 499 29.01% |
| Clerk Ballots Cast | 0 0.00% |
| AV Counting Group Ballots Cast | 0 0.00% |
| Total Ballots Cast | 499 29.01% |

REGISTRATION & TURNOUT
Democratic

| | |
|--------------------------------|-----------|
| Completed Precincts: | 0 of 1 |
| Total Registration | 0 |
| Manual Data Entry Ballots Cast | 0 0.00% |
| SPR Host Ballots Cast | 129 0.00% |
| Clerk Ballots Cast | 0 0.00% |
| AV Counting Group Ballots Cast | 0 0.00% |
| Total Ballots Cast | 129 0.00% |

REP - President of the United States

| | |
|----------------------|------------|
| Completed Precincts: | 1 of 1 |
| Ted Cruz | 107 35.79% |
| John R. Kasich | 49 16.39% |
| Donald J. Trump | 47 15.72% |
| Marco Rubio | 37 12.37% |
| Ben Carson | 34 11.37% |
| Uncommitted | 13 4.35% |
| Jeb Bush | 6 2.01% |
| Rand Paul | 2 0.67% |
| Rick Santorum | 2 0.67% |
| Mike Huckabee | 1 0.33% |
| Write-In | 1 0.33% |
| Chris Christie | 0 0.00% |
| Carly Fiorina | 0 0.00% |
| Lindsey Graham | 0 0.00% |
| George Pataki | 0 0.00% |

REGISTRATION & TURNOUT
Non Partisan

| | |
|--------------------------------|---------|
| Completed Precincts: | 0 of 1 |
| Total Registration | 0 |
| Polling Place Ballots Cast | 0 0.00% |
| Manual Data Entry Ballots Cast | 0 0.00% |
| SPR Host Ballots Cast | 0 0.00% |
| Clerk Ballots Cast | 0 0.00% |
| AV Counting Group Ballots Cast | 0 0.00% |
| Total Ballots Cast | 0 0.00% |

REGISTRATION & TURNOUT
Republican

| | |
|----------------------|--------|
| Completed Precincts: | 0 of 1 |
| Total Registration | 0 |

DEM - President of the United States

| | |
|--------------------------|------------|
| Completed Precincts: | 1 of 1 |
| Hillary Clinton | 109 49.55% |
| Bernie Sanders | 106 48.18% |
| Uncommitted | 5 2.27% |
| Roque Rocky De La Fuente | 0 0.00% |
| Martin J. O'Malley | 0 0.00% |
| Write-In | 0 0.00% |

REGISTRATION & TURNOUT
Democratic

| | |
|----------------------------|---------|
| Completed Precincts: | 0 of 1 |
| Total Registration | 0 |
| Polling Place Ballots Cast | 0 0.00% |

REP - President of the United States

| | |
|----------------------|------------|
| Completed Precincts: | 1 of 1 |
| Donald J. Trump | 151 40.81% |
| Ted Cruz | 126 34.05% |
| John R. Kasich | 48 12.97% |
| Marco Rubio | 32 8.65% |
| Ben Carson | 5 1.35% |
| Jeb Bush | 4 1.08% |
| Uncommitted | 2 0.54% |
| Mike Huckabee | 1 0.27% |
| Rand Paul | 1 0.27% |
| Chris Christie | 0 0.00% |
| Carly Fiorina | 0 0.00% |
| Lindsey Graham | 0 0.00% |
| George Pataki | 0 0.00% |
| Rick Santorum | 0 0.00% |
| Write-In | 0 0.00% |

DEM - President of the United States

| | |
|--------------------------|-----------|
| Completed Precincts: | 1 of 1 |
| Bernie Sanders | 70 54.26% |
| Hillary Clinton | 56 43.41% |
| Uncommitted | 2 1.55% |
| Martin J. O'Malley | 1 0.78% |
| Roque Rocky De La Fuente | 0 0.00% |
| Write-In | 0 0.00% |

| | | | | | |
|--|--|---|--|--|--|
| Benton Harbor School Operating Millage Renewal | | REGISTRATION & TURNOUT | | REGISTRATION & TURNOUT | |
| Completed Precincts: 1 of 1 | | Completed Precincts: 0 of 1 | | Completed Precincts: 0 of 1 | |
| YES 0 0.00% | | Total Registration 1,771 | | Total Registration 0 | |
| NO 0 0.00% | | Polling Place Ballots Cast 0 0.00% | | Manual Data Entry Ballots Cast 0 0.00% | |
| | | Manual Data Entry Ballots Cast 727 41.05% | | SPR Host Ballots Cast 0 0.00% | |
| | | Clerk Ballots Cast 0 0.00% | | Clerk Ballots Cast 0 0.00% | |
| | | AV Counting Group Ballots Cast 0 0.00% | | AV Counting Group Ballots Cast 0 0.00% | |
| | | Total Ballots Cast 727 41.05% | | Total Ballots Cast 167 0.00% | |

| | | | | | |
|--|--|--|--|--|--|
| Benton Harbor School Operating Millage | | REGISTRATION & TURNOUT | | REGISTRATION & TURNOUT | |
| Completed Precincts: 1 of 1 | | Completed Precincts: 0 of 1 | | Completed Precincts: 1 of 1 | |
| YES 0 0.00% | | Total Registration 0 | | Total Registration 0 | |
| NO 0 0.00% | | Polling Place Ballots Cast 0 0.00% | | Manual Data Entry Ballots Cast 0 0.00% | |
| | | Manual Data Entry Ballots Cast 0 0.00% | | SPR Host Ballots Cast 0 0.00% | |
| | | Clerk Ballots Cast 0 0.00% | | Clerk Ballots Cast 0 0.00% | |
| | | AV Counting Group Ballots Cast 0 0.00% | | AV Counting Group Ballots Cast 0 0.00% | |
| | | Total Ballots Cast 0 0.00% | | Total Ballots Cast 0 0.00% | |

| | | | |
|--|--|--|--|
| REGISTRATION & TURNOUT | | Completed Precincts: 1 of 1 | |
| Non Partisan | | Total Registration 0 | |
| Polling Place Ballots Cast 0 0.00% | | Manual Data Entry Ballots Cast 0 0.00% | |
| Manual Data Entry Ballots Cast 0 0.00% | | SPR Host Ballots Cast 0 0.00% | |
| Clerk Ballots Cast 0 0.00% | | Clerk Ballots Cast 0 0.00% | |
| AV Counting Group Ballots Cast 0 0.00% | | AV Counting Group Ballots Cast 0 0.00% | |
| Total Ballots Cast 0 0.00% | | Total Ballots Cast 0 0.00% | |

| | | | |
|--|--|--|--|
| REGISTRATION & TURNOUT | | Completed Precincts: 1 of 1 | |
| Republican | | Total Registration 0 | |
| Polling Place Ballots Cast 0 0.00% | | Manual Data Entry Ballots Cast 0 0.00% | |
| Manual Data Entry Ballots Cast 0 0.00% | | SPR Host Ballots Cast 560 0.00% | |
| Clerk Ballots Cast 0 0.00% | | Clerk Ballots Cast 0 0.00% | |
| AV Counting Group Ballots Cast 0 0.00% | | AV Counting Group Ballots Cast 0 0.00% | |
| Total Ballots Cast 560 0.00% | | Total Ballots Cast 560 0.00% | |

| | | | |
|--|--|--|--|
| REGISTRATION & TURNOUT | | Completed Precincts: 1 of 1 | |
| Democratic | | Total Registration 0 | |
| Polling Place Ballots Cast 0 0.00% | | Manual Data Entry Ballots Cast 0 0.00% | |
| Manual Data Entry Ballots Cast 0 0.00% | | SPR Host Ballots Cast 560 0.00% | |
| Clerk Ballots Cast 0 0.00% | | Clerk Ballots Cast 0 0.00% | |
| AV Counting Group Ballots Cast 0 0.00% | | AV Counting Group Ballots Cast 0 0.00% | |
| Total Ballots Cast 560 0.00% | | Total Ballots Cast 560 0.00% | |

| | | | |
|--|--|--|--|
| REGISTRATION & TURNOUT | | Completed Precincts: 0 of 1 | |
| Democratic | | Total Registration 0 | |
| Polling Place Ballots Cast 0 0.00% | | Manual Data Entry Ballots Cast 0 0.00% | |
| Manual Data Entry Ballots Cast 0 0.00% | | SPR Host Ballots Cast 560 0.00% | |
| Clerk Ballots Cast 0 0.00% | | Clerk Ballots Cast 0 0.00% | |
| AV Counting Group Ballots Cast 0 0.00% | | AV Counting Group Ballots Cast 0 0.00% | |
| Total Ballots Cast 560 0.00% | | Total Ballots Cast 560 0.00% | |

| | | | |
|--|--|--|--|
| REGISTRATION & TURNOUT | | Completed Precincts: 0 of 1 | |
| Democratic | | Total Registration 0 | |
| Polling Place Ballots Cast 0 0.00% | | Manual Data Entry Ballots Cast 0 0.00% | |
| Manual Data Entry Ballots Cast 167 0.00% | | SPR Host Ballots Cast 0 0.00% | |
| Clerk Ballots Cast 0 0.00% | | Clerk Ballots Cast 0 0.00% | |
| AV Counting Group Ballots Cast 0 0.00% | | AV Counting Group Ballots Cast 0 0.00% | |
| Total Ballots Cast 167 0.00% | | Total Ballots Cast 167 0.00% | |

| | | | |
|---|--|---|--|
| REGISTRATION & TURNOUT | | Completed Precincts: 1 of 1 | |
| REP - President of the United States | | Total Registration 0 | |
| Polling Place Ballots Cast 162 28.93% | | Manual Data Entry Ballots Cast 151 26.96% | |
| Manual Data Entry Ballots Cast 124 22.14% | | SPR Host Ballots Cast 86 15.36% | |
| Clerk Ballots Cast 14 2.50% | | Clerk Ballots Cast 13 2.32% | |
| AV Counting Group Ballots Cast 6 1.07% | | AV Counting Group Ballots Cast 3 0.54% | |
| Total Ballots Cast 330 55.58% | | Total Ballots Cast 330 55.58% | |

| | | | |
|--|--|--|--|
| REGISTRATION & TURNOUT | | Completed Precincts: 1 of 1 | |
| DEM - President of the United States | | Total Registration 0 | |
| Polling Place Ballots Cast 84 50.30% | | Manual Data Entry Ballots Cast 76 45.51% | |
| Manual Data Entry Ballots Cast 4 2.40% | | SPR Host Ballots Cast 1 0.60% | |
| Clerk Ballots Cast 1 0.60% | | Clerk Ballots Cast 1 0.60% | |
| AV Counting Group Ballots Cast 1 0.60% | | AV Counting Group Ballots Cast 1 0.60% | |
| Total Ballots Cast 167 28.18% | | Total Ballots Cast 167 28.18% | |

MI County
Royaltown Township Precinct 2

Berrien County Michigan
Royalton Township Precinct 2

Berrien_March2016_E
St. Joseph Charter Township PredMatch 8, 2016

| REGISTRATION & TURNOUT | |
|--------------------------------|------------|
| MI County | |
| Completed Precincts: 0 of 1 | |
| Total Registration | 2,057 |
| Polling Place Ballots Cast | 0 0.00% |
| Manual Data Entry Ballots Cast | 0 0.00% |
| SPR Host Ballots Cast | 728 35.39% |
| Clerk Ballots Cast | 0 0.00% |
| AV Counting Group Ballots Cast | 0 0.00% |
| Total Ballots Cast | 728 35.39% |

| REGISTRATION & TURNOUT | |
|--------------------------------|-----------------------------|
| Democratic | |
| | Completed Precincts: 0 of 1 |
| Total Registration | 0 |
| Manual Data Entry Ballots Cast | 0 0.00% |
| SPR Host Ballots Cast | 154 0.00% |
| Clerk Ballots Cast | 0 0.00% |
| AV Counting Group Ballots Cast | 0 0.00% |
| Total Ballots Cast | 154 0.00% |

| REGISTRATION & TURNOUT | | |
|--------------------------------|----------------------|--------|
| MI County | | |
| | Completed Precincts: | 0 of 1 |
| Total Registration | | 2,689 |
| Polling Place Ballots Cast | 0 | 0.00% |
| Manual Data Entry Ballots Cast | 0 | 0.00% |
| SPR Host Ballots Cast | 707 | 26.29% |
| Clerk Ballots Cast | 0 | 0.00% |
| AV Counting Group Ballots Cast | 219 | 8.14% |
| Total Ballots Cast | 926 | 34.44% |

| REGISTRATION & TURNOUT | | |
|--------------------------------|---|-------|
| Non Partisan | | |
| Completed Precincts: 0 of 1 | | |
| Total Registration | 0 | 0.00% |
| Polling Place Ballots Cast | 0 | 0.00% |
| Manual Data Entry Ballots Cast | 0 | 0.00% |
| SPR Host Ballots Cast | 0 | 0.00% |
| Clerk Ballots Cast | 0 | 0.00% |
| AV Counting Group Ballots Cast | 0 | 0.00% |
| Total Ballots Cast | 0 | 0.00% |

| Completed Precincts: | | 1 of 1 |
|----------------------|-----|--------|
| Donald J. Trump | 195 | 33.97% |
| Ted Cruz | 167 | 29.09% |
| John R. Kasich | 119 | 20.73% |
| Marco Rubio | 74 | 12.89% |
| Ben Carson | 6 | 1.05% |
| Uncommitted | 6 | 1.05% |
| Jeb Bush | 4 | 0.70% |

| REGISTRATION & TURNOUT | | |
|--------------------------------|----------------------|--------|
| Non Partisan | | |
| | Completed Precincts: | 0 of 1 |
| Total Registration | 0 | |
| Polling Place Ballots Cast | 0 | 0.00% |
| Manual Data Entry Ballots Cast | 0 | 0.00% |
| SPR Host Ballots Cast | 8 | 0.00% |
| Clerk Ballots Cast | 0 | 0.00% |
| AV Counting Group Ballots Cast | 219 | 0.00% |
| Total Ballots Cast | 227 | 0.00% |

| REGISTRATION & TURNOUT | |
|--------------------------------|-----------|
| Republican | |
| | 0 of 1 |
| Total Registration | 0 |
| Completed Precincts: | |
| Polling Place Ballots Cast | 0 0.00% |
| Manual Data Entry Ballots Cast | 0 0.00% |
| SPR Host Ballots Cast | 574 0.00% |
| Clerk Ballots Cast | 0 0.00% |
| AV Counting Group Ballots Cast | 0 0.00% |
| Total Ballots Cast | 574 0.00% |

| | | |
|----------------|---|-------|
| Chris Christie | 1 | 0.17% |
| Carly Fiorina | 0 | 0.00% |
| Lindsey Graham | 0 | 0.00% |
| Mike Huckabee | 0 | 0.00% |
| George Pataki | 0 | 0.00% |
| Rick Santorum | 0 | 0.00% |
| Write-In | 0 | 0.00% |

DEM - President of the United States

Completed Precincts: 1 of 1

| REGISTRATION & TURNOUT | | |
|--------------------------------|-----|-------|
| Republican | | |
| Completed Precincts: 0 of 1 | | |
| Total Registration | 0 | 0.00% |
| Polling Place Ballots Cast | 0 | 0.00% |
| Manual Data Entry Ballots Cast | 0 | 0.00% |
| SPR Host Ballots Cast | 310 | 0.00% |
| Clerk Ballots Cast | 0 | 0.00% |
| AV Counting Group Ballots Cast | 0 | 0.00% |
| Total Ballots Cast | 310 | 0.00% |

| | |
|----------------------------|---------|
| REGISTRATION & TURNOUT | |
| Democratic | |
| Completed Precincts: | 0 of 1 |
| Total Registration | 0 |
| Polling Place Ballots Cast | 0 0.00% |

| | | |
|--------------------------|----|--------|
| Hillary Clinton | 76 | 49.35% |
| Bernie Sanders | 73 | 47.40% |
| Uncommitted | 4 | 2.60% |
| Write-In | 1 | 0.65% |
| Roque Rocky De La Fuente | 0 | 0.00% |
| Martin J. O'Malley | 0 | 0.00% |

REGISTRATION & TURNOUT
Democratic

| | |
|--------------------------------|-----------|
| Completed Precincts: | 0 of 1 |
| Total Registration | 0 |
| Manual Data Entry Ballots Cast | 0 0.00% |
| SPR Host Ballots Cast | 389 0.00% |
| Clerk Ballots Cast | 0 0.00% |
| AV Counting Group Ballots Cast | 0 0.00% |
| Total Ballots Cast | 389 0.00% |

Benton Harbor School Operating Millage Renewal

| | |
|----------------------|------------|
| Completed Precincts: | 1 of 1 |
| YES | 623 71.69% |
| NO | 246 28.31% |

Benton Harbor School Operating Millage

| | |
|----------------------|------------|
| Completed Precincts: | 1 of 1 |
| YES | 537 62.95% |
| NO | 316 37.05% |

REP - President of the United States

| | |
|----------------------|------------|
| Completed Precincts: | 1 of 1 |
| Donald J. Trump | 168 39.25% |
| Ted Cruz | 104 24.30% |
| John R. Kasich | 93 21.73% |
| Marco Rubio | 25 5.84% |
| Uncommitted | 18 4.21% |
| Ben Carson | 9 2.10% |
| Jeb Bush | 3 0.70% |
| Mike Huckabee | 2 0.47% |
| Rick Santorum | 2 0.47% |
| Chris Christie | 1 0.23% |
| George Pataki | 1 0.23% |
| Rand Paul | 1 0.23% |
| Write-In | 1 0.23% |
| Cathy Fiorina | 1 0.00% |
| Lindsey Graham | 0 0.00% |

DEM - President of the United States

| | |
|--------------------------|------------|
| Completed Precincts: | 1 of 1 |
| Hillary Clinton | 326 66.80% |
| Bernie Sanders | 150 30.74% |
| Uncommitted | 7 1.43% |
| Marlin J. O'Malley | 4 0.82% |
| Write-In | 1 0.20% |
| Roque Rocky De La Fuente | 0 0.00% |

REGISTRATION & TURNOUT
MI County

| | |
|--------------------------------|------------|
| Completed Precincts: | 0 of 1 |
| Total Registration | 1,734 |
| Polling Place Ballots Cast | 0 0.00% |
| Manual Data Entry Ballots Cast | 0 0.00% |
| SPR Host Ballots Cast | 518 29.87% |
| Clerk Ballots Cast | 0 0.00% |
| AV Counting Group Ballots Cast | 176 10.15% |
| Total Ballots Cast | 694 40.02% |

REGISTRATION & TURNOUT
Non Partisan

| | |
|--------------------------------|-----------|
| Completed Precincts: | 0 of 1 |
| Total Registration | 0 |
| Polling Place Ballots Cast | 0 0.00% |
| Manual Data Entry Ballots Cast | 0 0.00% |
| SPR Host Ballots Cast | 0 0.00% |
| Clerk Ballots Cast | 0 0.00% |
| AV Counting Group Ballots Cast | 176 0.00% |
| Total Ballots Cast | 176 0.00% |

REGISTRATION & TURNOUT
Republican

| | |
|--------------------------------|-----------|
| Completed Precincts: | 0 of 1 |
| Total Registration | 0 |
| Polling Place Ballots Cast | 0 0.00% |
| Manual Data Entry Ballots Cast | 0 0.00% |
| SPR Host Ballots Cast | 343 0.00% |
| Clerk Ballots Cast | 0 0.00% |
| AV Counting Group Ballots Cast | 0 0.00% |
| Total Ballots Cast | 343 0.00% |

REGISTRATION & TURNOUT
Democratic

| | |
|----------------------------|---------|
| Completed Precincts: | 0 of 1 |
| Total Registration | 0 |
| Polling Place Ballots Cast | 0 0.00% |

REGISTRATION & TURNOUT
Democratic

| | |
|--------------------------------|--------|
| Completed Precincts: | 0 of 1 |
| Total Registration | 0 |
| Manual Data Entry Ballots Cast | 0 |
| SPR Host Ballots Cast | 175 |
| Clerk Ballots Cast | 0 |
| AV Counting Group Ballots Cast | 0 |
| Total Ballots Cast | 175 |

REGISTRATION & TURNOUT
MI County

| | |
|--------------------------------|--------|
| Completed Precincts: | 0 of 1 |
| Total Registration | 1,413 |
| Manual Data Entry Ballots Cast | 0 |
| SPR Host Ballots Cast | 0 |
| Clerk Ballots Cast | 454 |
| AV Counting Group Ballots Cast | 0 |
| Total Ballots Cast | 159 |

REGISTRATION & TURNOUT
Democratic

| | |
|--------------------------------|--------|
| Completed Precincts: | 0 of 1 |
| Total Registration | 0 |
| Manual Data Entry Ballots Cast | 0 |
| SPR Host Ballots Cast | 140 |
| Clerk Ballots Cast | 0 |
| AV Counting Group Ballots Cast | 0 |
| Total Ballots Cast | 140 |

REP - President of the United States

| | |
|----------------------|--------|
| Completed Precincts: | 1 of 1 |
| Donald J. Trump | 161 |
| John R. Kasich | 115 |
| Ted Cruz | 114 |
| Marco Rubio | 61 |
| Uncommitted | 10 |
| Ben Carson | 7 |
| Jeb Bush | 6 |
| Chris Christie | 2 |
| Rand Paul | 1 |
| Rick Santorum | 1 |
| Carly Fiorina | 0 |
| Lindsey Graham | 0 |
| Mike Huckabee | 0 |
| George Pataki | 0 |
| Write-In | 0 |

REGISTRATION & TURNOUT
Non Partisan

| | |
|--------------------------------|--------|
| Completed Precincts: | 0 of 1 |
| Total Registration | 0 |
| Manual Data Entry Ballots Cast | 0 |
| SPR Host Ballots Cast | 0 |
| Clerk Ballots Cast | 0 |
| AV Counting Group Ballots Cast | 159 |
| Total Ballots Cast | 159 |

REGISTRATION & TURNOUT
Republican

| | |
|----------------------|--------|
| Completed Precincts: | 0 of 1 |
| Total Registration | 0 |

DEM - President of the United States

| | |
|--------------------------|--------|
| Completed Precincts: | 1 of 1 |
| Bernie Sanders | 116 |
| Hillary Clinton | 95 |
| Uncommitted | 3 |
| Rogue Rocky De La Fuente | 0 |
| Martin J. O'Malley | 0 |
| Write-In | 0 |

REGISTRATION & TURNOUT
Democratic

| | |
|--------------------------------|--------|
| Completed Precincts: | 0 of 1 |
| Total Registration | 0 |
| Manual Data Entry Ballots Cast | 0 |
| SPR Host Ballots Cast | 0 |
| Clerk Ballots Cast | 0 |
| AV Counting Group Ballots Cast | 0 |
| Total Ballots Cast | 0 |

REP - President of the United States

| | |
|----------------------|--------|
| Completed Precincts: | 1 of 1 |
| Donald J. Trump | 131 |
| Ted Cruz | 129 |
| John R. Kasich | 97 |
| Marco Rubio | 54 |
| Uncommitted | 24 |
| Jeb Bush | 9 |
| Ben Carson | 5 |
| Chris Christie | 1 |
| Mike Huckabee | 1 |
| Rand Paul | 1 |
| Carly Fiorina | 0 |
| Lindsey Graham | 0 |
| George Pataki | 0 |
| Rick Santorum | 0 |
| Write-In | 0 |

DEM - President of the United States

| | |
|--------------------------|--------|
| Completed Precincts: | 1 of 1 |
| Bernie Sanders | 93 |
| Hillary Clinton | 63 |
| Uncommitted | 4 |
| Rogue Rocky De La Fuente | 0 |
| Martin J. O'Malley | 0 |
| Write-In | 0 |

| REGISTRATION & TURNOUT | |
|--------------------------------|--------------|
| MI County | |
| Completed Precincts: | 0 of 1 |
| Total Registration | 2,634 |
| Polling Place Ballots Cast | 0 0.00% |
| Manual Data Entry Ballots Cast | 0 0.00% |
| SPR Host Ballots Cast | 766 29.08% |
| Clerk Ballots Cast | 0 0.00% |
| AV Counting Group Ballots Cast | 283 10.74% |
| Total Ballots Cast | 1,049 39.83% |

| REGISTRATION & TURNOUT | |
|--------------------------------|-----------|
| Democratic | |
| Completed Precincts: | 0 of 1 |
| Total Registration | 0 |
| Manual Data Entry Ballots Cast | 0 0.00% |
| SPR Host Ballots Cast | 207 0.00% |
| Clerk Ballots Cast | 0 0.00% |
| AV Counting Group Ballots Cast | 0 0.00% |
| Total Ballots Cast | 207 0.00% |

| REGISTRATION & TURNOUT | |
|--------------------------------|---------|
| MI County | |
| Completed Precincts: | 0 of 1 |
| Total Registration | 100 |
| Polling Place Ballots Cast | 0 0.00% |
| Manual Data Entry Ballots Cast | 0 0.00% |
| SPR Host Ballots Cast | 0 0.00% |
| Clerk Ballots Cast | 0 0.00% |
| AV Counting Group Ballots Cast | 0 0.00% |
| Total Ballots Cast | 0 0.00% |

| REGISTRATION & TURNOUT | |
|--------------------------------|-----------|
| Non Partisan | |
| Completed Precincts: | 0 of 1 |
| Total Registration | 0 |
| Polling Place Ballots Cast | 0 0.00% |
| Manual Data Entry Ballots Cast | 0 0.00% |
| SPR Host Ballots Cast | 0 0.00% |
| Clerk Ballots Cast | 0 0.00% |
| AV Counting Group Ballots Cast | 283 0.00% |
| Total Ballots Cast | 283 0.00% |

| REP - President of the United States | |
|--------------------------------------|------------|
| Completed Precincts: | 1 of 1 |
| Donald J. Trump | 226 29.43% |
| Ted Cruz | 208 27.08% |
| John R. Kasich | 181 23.57% |
| Marco Rubio | 102 13.28% |
| Uncommitted | 20 2.60% |
| Ben Carson | 16 2.08% |
| Jeb Bush | 7 0.91% |
| Write-In | 3 0.39% |
| George Palaki | 2 0.26% |
| Chris Christie | 1 0.13% |
| Rand Paul | 1 0.13% |
| Rick Santorum | 1 0.13% |
| Cary Fiorina | 0 0.00% |
| Lindsey Graham | 0 0.00% |
| Mike Huckabee | 0 0.00% |

| REGISTRATION & TURNOUT | |
|------------------------|---------|
| Non Partisan | |
| Completed Precincts: | 0 of 1 |
| Total Registration | 0 |
| Total Ballots Cast | 0 0.00% |

| REGISTRATION & TURNOUT | |
|--------------------------------|-----------|
| Republican | |
| Completed Precincts: | 0 of 1 |
| Total Registration | 0 |
| Polling Place Ballots Cast | 0 0.00% |
| Manual Data Entry Ballots Cast | 0 0.00% |
| SPR Host Ballots Cast | 559 0.00% |
| Clerk Ballots Cast | 0 0.00% |
| AV Counting Group Ballots Cast | 0 0.00% |
| Total Ballots Cast | 559 0.00% |

| DEM - President of the United States | |
|--------------------------------------|------------|
| Completed Precincts: | 1 of 1 |
| Hillary Clinton | 146 51.96% |
| Bernie Sanders | 125 44.48% |
| Uncommitted | 9 3.20% |
| Martin J. O'Malley | 1 0.36% |
| Roque Rocky De La Fuente | 0 0.00% |
| Write-In | 0 0.00% |

| REGISTRATION & TURNOUT | |
|------------------------|---------|
| Democratic | |
| Completed Precincts: | 0 of 1 |
| Total Registration | 0 |
| Total Ballots Cast | 0 0.00% |

| REGISTRATION & TURNOUT | |
|----------------------------|---------|
| Democratic | |
| Completed Precincts: | 0 of 1 |
| Total Registration | 0 |
| Polling Place Ballots Cast | 0 0.00% |

| DEM - President of the United States | |
|--------------------------------------|------------|
| Completed Precincts: | 1 of 1 |
| Hillary Clinton | 146 51.96% |
| Bernie Sanders | 125 44.48% |
| Uncommitted | 9 3.20% |
| Martin J. O'Malley | 1 0.36% |
| Roque Rocky De La Fuente | 0 0.00% |
| Write-In | 0 0.00% |

| REGISTRATION & TURNOUT | |
|------------------------|---------|
| Democratic | |
| Completed Precincts: | 0 of 1 |
| Total Registration | 0 |
| Total Ballots Cast | 0 0.00% |

| REGISTRATION & TURNOUT | | | | REGISTRATION & TURNOUT | | | | REGISTRATION & TURNOUT | | | |
|--------------------------------|--|------------|--|--------------------------------|--|--------|--|--|--|------------|--|
| MI County | | | | Democratic | | | | Benton Harbor School Operating Millage Renewal | | | |
| Completed Precincts: | | 0 of 1 | | Completed Precincts: | | 0 of 1 | | Completed Precincts: | | 1 of 1 | |
| Total Registration | | 1,799 | | Total Registration | | 0 | | | | | |
| Polling Place Ballots Cast | | 0 | | Manual Data Entry Ballots Cast | | 0 | | YES | | 236 58.13% | |
| Manual Data Entry Ballots Cast | | 0 | | SPR Host Ballots Cast | | 136 | | NO | | 170 41.87% | |
| SPR Host Ballots Cast | | 533 29.63% | | Clerk Ballots Cast | | 0 | | | | | |
| Clerk Ballots Cast | | 0 | | AV Counting Group Ballots Cast | | 0 | | | | | |
| AV Counting Group Ballots Cast | | 0 | | Total Ballots Cast | | 136 | | | | | |
| Total Ballots Cast | | 533 29.63% | | | | | | | | | |

| REGISTRATION & TURNOUT | | | Completed Precincts: 1 of 1 | | |
|--|--|--|-----------------------------|--|--|
| Non Partisan | | | | | |
| Total Registration | | | NO 223 55.06% | | |
| Completed Precincts: 0 of 1 | | | YES 182 44.94% | | |
| Total Registration 0 | | | | | |
| Polling Place Ballots Cast 0 0.00% | | | | | |
| Manual Data Entry Ballots Cast 0 0.00% | | | | | |
| SPR Host Ballots Cast 10 0.00% | | | | | |
| Clerk Ballots Cast 0 0.00% | | | | | |
| AV Counting Group Ballots Cast 0 0.00% | | | | | |
| Total Ballots Cast 10 0.00% | | | | | |
| Donald J. Trump | | | | | |
| Ted Cruz 137 35.49% | | | | | |
| John R. Kasich 119 30.83% | | | | | |
| Marco Rubio 69 17.88% | | | | | |
| Uncommitted 40 10.36% | | | | | |
| Jeb Bush 9 2.33% | | | | | |
| Ben Carson 6 1.55% | | | | | |
| | | | | | |
| | | | | | |
| | | | | | |
| | | | | | |
| | | | | | |
| | | | | | |
| | | | | | |
| | | | | | |
| | | | | | |
| | | | | | |
| | | | | | |
| | | | | | |
| | | | | | |
| | | | | | |
| | | | | | |
| | | | | | |
| | | | | | |
| | | | | | |
| | | | | | |
| | | | | | |
| | | | | | |
| | | | | | |
| | | | | | |
| | | | | | |
| | | | | | |
| | | | | | |
| | | | | | |
| | | | | | |
| | | | | | |
| | | | | | |
| | | | | | |
| | | | | | |
| | | | | | |
| | | | | | |
| | | | | | |
| | | | | | |
| | | | | | |
| | | | | | |
| | | | | | |
| | | | | | |
| | | | | | |
| | | | | | |
| | | | | | |
| | | | | | |
| | | | | | |
| | | | | | |
| | | | | | |
| | | | | | |
| | | | | | |
| | | | | | |
| | | | | | |
| | | | | | |
| | | | | | |
| | | | | | |
| | | | | | |
| | | | | | |
| | | | | | |
| | | | | | |
| | | | | | |
| | | | | | |
| | | | | | |
| | | | | | |
| | | | | | |
| | | | | | |
| | | | | | |
| | | | | | |
| | | | | | |
| | | | | | |
| | | | | | |
| | | | | | |
| | | | | | |
| | | | | | |
| | | | | | |
| | | | | | |
| | | | | | |
| | | | | | |
| | | | | | |
| | | | | | |
| | | | | | |
| | | | | | |
| | | | | | |
| | | | | | |
| | | | | | |
| | | | | | |
| | | | | | |
| | | | | | |
| | | | | | |
| | | | | | |
| | | | | | |
| | | | | | |
| | | | | | |
| | | | | | |
| | | | | | |
| | | | | | |
| | | | | | |
| | | | | | |
| | | | | | |
| | | | | | |
| | | | | | |
| | | | | | |
| | | | | | |
| | | | | | |
| | | | | | |
| | | | | | |
| | | | | | |
| | | | | | |
| | | | | | |
| | | | | | |
| | | | | | |
| | | | | | |
| | | | | | |
| | | | | | |
| | | | | | |
| | | | | | |
| | | | | | |
| | | | | | |
| | | | | | |
| | | | | | |
| | | | | | |
| | | | | | |
| | | | | | |
| | | | | | |
| | | | | | |
| | | | | | |
| | | | | | |
| | | | | | |
| | | | | | |
| | | | | | |
| | | | | | |
| | | | | | |
| | | | | | |
| | | | | | |
| | | | | | |
| | | | | | |
| | | | | | |
| | | | | | |
| | | | | | |
| | | | | | |
| | | | | | |
| | | | | | |
| | | | | | |
| | | | | | |
| | | | | | |
| | | | | | |
| | | | | | |
| | | | | | |
| | | | | | |
| | | | | | |
| | | | | | |
| | | | | | |
| | | | | | |
| | | | | | |
| | | | | | |
| | | | | | |
| | | | | | |
| | | | | | |
| | | | | | |
| | | | | | |
| | | | | | |
| | | | | | |
| | | | | | |
| | | | | | |
| | | | | | |
| | | | | | |
| | | | | | |
| | | | | | |
| | | | | | |
| | | | | | |
| | | | | | |
| | | | | | |
| | | | | | |
| | | | | | |
| | | | | | |
| | | | | | |
| | | | | | |
| | | | | | |
| | | | | | |
| | | | | | |
| | | | | | |
| | | | | | |
| | | | | | |
| | | | | | |
| | | | | | |
| | | | | | |
| | | | | | |
| | | | | | |
| | | | | | |
| | | | | | |
| | | | | | |
| | | | | | |
| | | | | | |
| | | | | | |
| | | | | | |
| | | | | | |
| | | | | | |
| | | | | | |
| | | | | | |
| | | | | | |
| | | | | | |
| | | | | | |
| | | | | | |
| | | | | | |
| | | | | | |
| | | | | | |
| | | | | | |
| | | | | | |
| | | | | | |
| | | | | | |
| | | | | | |
| | | | | | |
| | | | | | |
| | | | | | |
| | | | | | |
| | | | | | |

| REGISTRATION & TURNOUT | |
|-----------------------------|---------|
| Republican | |
| Completed Precincts: 0 of 1 | |
| Total Registration | 0 |
| | |
| Chris Christie | 0 0.00% |
| Cathy Fiorina | 0 0.00% |
| Lindsey Graham | 0 0.00% |
| George Pataki | 0 0.00% |
| Rand Paul | 0 0.00% |
| Rick Santorum | 0 0.00% |
| Write-In | 0 0.00% |

| DEM - President of the United States | |
|--------------------------------------|-----------|
| Polling Place Ballots Cast | 0 0.00% |
| Manual Data Entry Ballots Cast | 0 0.00% |
| SPR Host Ballots Cast | 387 0.00% |
| Clerk Ballots Cast | 0 0.00% |
| AV Counting Group Ballots Cast | 0 0.00% |
| Total Ballots Cast | 387 0.00% |
| Completed Precincts: 1 of 1 | |

| REGISTRATION & TURNOUT | | |
|-----------------------------|----|--------|
| Democratic | | |
| Completed Precincts: 0 of 1 | | |
| Total Registration 0 | | |
| Hillary Clinton | 72 | 52.94% |
| Bernie Sanders | 62 | 45.59% |
| Uncommitted | 2 | 1.47% |
| Rogue Rocky De La Fuente | 0 | 0.00% |
| Martin J. O'Malley | 0 | 0.00% |
| Write-In | 0 | 0.00% |

| | | | |
|----------------------------|--|---|-------|
| Polling Place Ballots Cast | | 0 | 0.00% |
|----------------------------|--|---|-------|

| REGISTRATION & TURNOUT | |
|--------------------------------|------------|
| MI County | |
| Completed Precincts: | 0 of 1 |
| Total Registration | 2,334 |
| Polling Place Ballots Cast | 0 0.00% |
| Manual Data Entry Ballots Cast | 0 0.00% |
| SPR Host Ballots Cast | 589 25.24% |
| Clerk Ballots Cast | 0 0.00% |
| AV Counting Group Ballots Cast | 0 0.00% |
| Total Ballots Cast | 589 25.24% |

| REGISTRATION & TURNOUT | |
|--------------------------------|-----------|
| Democratic | |
| Completed Precincts: | 0 of 1 |
| Total Registration | 0 |
| Manual Data Entry Ballots Cast | 0 0.00% |
| SPR Host Ballots Cast | 237 0.00% |
| Clerk Ballots Cast | 0 0.00% |
| AV Counting Group Ballots Cast | 0 0.00% |
| Total Ballots Cast | 237 0.00% |

| REGISTRATION & TURNOUT | |
|--------------------------------|------------|
| MI County | |
| Completed Precincts: | 0 of 1 |
| Total Registration | 2,380 |
| Polling Place Ballots Cast | 0 0.00% |
| Manual Data Entry Ballots Cast | 0 0.00% |
| SPR Host Ballots Cast | 580 24.37% |
| Clerk Ballots Cast | 0 0.00% |
| AV Counting Group Ballots Cast | 0 0.00% |
| Total Ballots Cast | 580 24.37% |

| REGISTRATION & TURNOUT | |
|--------------------------------|---------|
| Non Partisan | |
| Completed Precincts: | 0 of 1 |
| Total Registration | 0 |
| Polling Place Ballots Cast | 0 0.00% |
| Manual Data Entry Ballots Cast | 0 0.00% |
| SPR Host Ballots Cast | 0 0.00% |
| Clerk Ballots Cast | 0 0.00% |
| AV Counting Group Ballots Cast | 0 0.00% |
| Total Ballots Cast | 0 0.00% |

| REP - President of the United States | |
|--------------------------------------|------------|
| Completed Precincts: | 1 of 1 |
| Donald J. Trump | 141 40.06% |
| Ted Cruz | 98 27.84% |
| John R. Kasich | 60 17.05% |
| Marco Rubio | 41 11.65% |
| Ben Carson | 5 1.42% |
| Jeb Bush | 3 0.85% |
| Rand Paul | 3 0.85% |
| Uncommitted | 1 0.28% |
| Chris Christie | 0 0.00% |
| Cathy Fiorina | 0 0.00% |
| Lindsey Graham | 0 0.00% |
| Mike Huckabee | 0 0.00% |
| George Pataki | 0 0.00% |
| Rick Santorum | 0 0.00% |
| Write-In | 0 0.00% |

| REGISTRATION & TURNOUT | |
|--------------------------------|---------|
| Non Partisan | |
| Completed Precincts: | 0 of 1 |
| Total Registration | 0 |
| Polling Place Ballots Cast | 0 0.00% |
| Manual Data Entry Ballots Cast | 0 0.00% |
| SPR Host Ballots Cast | 0 0.00% |
| Clerk Ballots Cast | 0 0.00% |
| AV Counting Group Ballots Cast | 0 0.00% |
| Total Ballots Cast | 0 0.00% |

| REGISTRATION & TURNOUT | |
|--------------------------------|-----------|
| Republican | |
| Completed Precincts: | 0 of 1 |
| Total Registration | 0 |
| Polling Place Ballots Cast | 0 0.00% |
| Manual Data Entry Ballots Cast | 0 0.00% |
| SPR Host Ballots Cast | 352 0.00% |
| Clerk Ballots Cast | 0 0.00% |
| AV Counting Group Ballots Cast | 0 0.00% |
| Total Ballots Cast | 352 0.00% |

| DEM - President of the United States | |
|--------------------------------------|------------|
| Completed Precincts: | 1 of 1 |
| Bernie Sanders | 130 54.85% |
| Hillary Clinton | 100 42.19% |
| Uncommitted | 6 2.53% |
| Write-In | 1 0.42% |
| Rogue Rocky De La Fuente | 0 0.00% |
| Martin J. O'Malley | 0 0.00% |

| REGISTRATION & TURNOUT | |
|--------------------------------|-----------|
| Republican | |
| Completed Precincts: | 0 of 1 |
| Total Registration | 0 |
| Polling Place Ballots Cast | 0 0.00% |
| Manual Data Entry Ballots Cast | 0 0.00% |
| SPR Host Ballots Cast | 428 0.00% |
| Clerk Ballots Cast | 0 0.00% |
| AV Counting Group Ballots Cast | 0 0.00% |
| Total Ballots Cast | 428 0.00% |

| REGISTRATION & TURNOUT | |
|----------------------------|---------|
| Democratic | |
| Completed Precincts: | 0 of 1 |
| Total Registration | 0 |
| Polling Place Ballots Cast | 0 0.00% |

| REGISTRATION & TURNOUT | |
|----------------------------|---------|
| Democratic | |
| Completed Precincts: | 0 of 1 |
| Total Registration | 0 |
| Polling Place Ballots Cast | 0 0.00% |

| REGISTRATION & TURNOUT | |
|----------------------------|---------|
| Democratic | |
| Completed Precincts: | 0 of 1 |
| Total Registration | 0 |
| Polling Place Ballots Cast | 0 0.00% |

| REGISTRATION & TURNOUT | | | |
|--------------------------------|--------|-------|--|
| Democratic | | | |
| Completed Precincts: | 0 of 1 | | |
| Total Registration | 0 | | |
| Manual Data Entry Ballots Cast | 0 | 0.00% | |
| SPR Host Ballots Cast | 152 | 0.00% | |
| Clerk Ballots Cast | 0 | 0.00% | |
| AV Counting Group Ballots Cast | 0 | 0.00% | |
| Total Ballots Cast | 152 | 0.00% | |

| REGISTRATION & TURNOUT | | | |
|--------------------------------|--------|--------|--|
| MI County | | | |
| Completed Precincts: | 0 of 1 | | |
| Total Registration | 1,620 | | |
| Manual Data Entry Ballots Cast | 0 | 0.00% | |
| SPR Host Ballots Cast | 437 | 26.98% | |
| Clerk Ballots Cast | 0 | 0.00% | |
| AV Counting Group Ballots Cast | 0 | 0.00% | |
| Total Ballots Cast | 437 | 26.98% | |

| REGISTRATION & TURNOUT | | | |
|--------------------------------|--------|-------|--|
| Democratic | | | |
| Completed Precincts: | 0 of 1 | | |
| Total Registration | 0 | | |
| Manual Data Entry Ballots Cast | 0 | 0.00% | |
| SPR Host Ballots Cast | 122 | 0.00% | |
| Clerk Ballots Cast | 0 | 0.00% | |
| AV Counting Group Ballots Cast | 0 | 0.00% | |
| Total Ballots Cast | 122 | 0.00% | |

| REP - President of the United States | | | |
|--------------------------------------|-----|--------|--|
| Completed Precincts: 1 of 1 | | | |
| Donald J. Trump | 178 | 41.59% | |
| Ted Cruz | 111 | 25.93% | |
| John R. Kasich | 74 | 17.29% | |
| Marco Rubio | 44 | 10.28% | |
| Uncommitted | 9 | 2.10% | |
| Ben Carson | 5 | 1.17% | |
| Carly Fiorina | 3 | 0.70% | |
| Rand Paul | 2 | 0.47% | |
| Jeb Bush | 1 | 0.23% | |
| Rick Santorum | 1 | 0.23% | |
| Chris Christie | 0 | 0.00% | |
| Lindsey Graham | 0 | 0.00% | |
| Mike Huckabee | 0 | 0.00% | |
| George Pataki | 0 | 0.00% | |
| Write-In | 0 | 0.00% | |

| REGISTRATION & TURNOUT | | | |
|--------------------------------|--------|-------|--|
| Non Partisan | | | |
| Completed Precincts: | 0 of 1 | | |
| Total Registration | 0 | | |
| Manual Data Entry Ballots Cast | 0 | 0.00% | |
| SPR Host Ballots Cast | 0 | 0.00% | |
| Clerk Ballots Cast | 0 | 0.00% | |
| AV Counting Group Ballots Cast | 0 | 0.00% | |
| Total Ballots Cast | 0 | 0.00% | |

| REP - President of the United States | | | |
|--------------------------------------|-----|--------|--|
| Completed Precincts: 1 of 1 | | | |
| Donald J. Trump | 147 | 46.82% | |
| Ted Cruz | 71 | 22.61% | |
| John R. Kasich | 37 | 11.78% | |
| Marco Rubio | 35 | 11.15% | |
| Uncommitted | 14 | 4.46% | |
| Ben Carson | 4 | 1.27% | |
| Jeb Bush | 2 | 0.64% | |
| Rand Paul | 2 | 0.64% | |
| Chris Christie | 1 | 0.32% | |
| Rick Santorum | 1 | 0.32% | |
| Carly Fiorina | 0 | 0.00% | |
| Lindsey Graham | 0 | 0.00% | |
| Mike Huckabee | 0 | 0.00% | |
| George Pataki | 0 | 0.00% | |
| Write-In | 0 | 0.00% | |

| DEM - President of the United States | | | |
|--------------------------------------|----|--------|--|
| Completed Precincts: 1 of 1 | | | |
| Bernie Sanders | 87 | 57.24% | |
| Hillary Clinton | 64 | 42.11% | |
| Write-In | 1 | 0.66% | |
| Roque Rocky De La Fuente | 0 | 0.00% | |
| Martin J. O'Malley | 0 | 0.00% | |
| Uncommitted | 0 | 0.00% | |

| REGISTRATION & TURNOUT | | | |
|--------------------------------|--------|-------|--|
| Democratic | | | |
| Completed Precincts: | 0 of 1 | | |
| Total Registration | 0 | | |
| Manual Data Entry Ballots Cast | 0 | 0.00% | |
| SPR Host Ballots Cast | 315 | 0.00% | |
| Clerk Ballots Cast | 0 | 0.00% | |
| AV Counting Group Ballots Cast | 0 | 0.00% | |
| Total Ballots Cast | 315 | 0.00% | |

| DEM - President of the United States | | | |
|--------------------------------------|----|--------|--|
| Completed Precincts: 1 of 1 | | | |
| Bernie Sanders | 70 | 57.38% | |
| Hillary Clinton | 42 | 34.43% | |
| Uncommitted | 5 | 4.10% | |
| Martin J. O'Malley | 2 | 1.64% | |
| Write-In | 2 | 1.64% | |
| Roque Rocky De La Fuente | 1 | 0.82% | |

3-8-16

BERRIEN COUNTY, MICHIGAN

CVT CHECKLIST

CITIES

Rep. Uncommitted.

525

| | | | | | | | | | |
|----|---|--|--|---------------|----|----|---|---|-------------|
| | 3 | | | B.H. City | 6 | | | | NEW BUFFALO |
| 14 | | | | BRIDGMAN City | 1 | 2 | 5 | 5 | NILES |
| 1 | 6 | | | BUCHANAN | 18 | 15 | 8 | | ST JOSEPH |
| 2 | | | | COLOMA | 2 | | | | WATERVLIET |

TOWNSHIPS

| | | | | | | | | | | | |
|----|---|---|---|------------|----|----|----|----|-------------|-----|-------|
| 19 | | | | BAINBRIDGE | 27 | 17 | 19 | 11 | LINCOLN | 5 6 | 10/12 |
| 16 | | | | BARODA | 2 | | | | NEW BUFFALO | | |
| 2 | 2 | 5 | 5 | BENTON 6/3 | 8 | 7 | 4 | 8 | NILES | 11 | 1 |
| 5 | 8 | | | BERRIEN | 17 | 9 | 13 | | ORONOKO | | |
| 2 | | | | BERTRAND | 2 | | | | PIPESTONE | | |
| 9 | | | | BUCHANAN | 13 | 6 | | | ROYALTON | | |
| 4 | | | | CHIKAMING | 18 | 10 | 24 | 20 | ST. JOSEPH | | |
| 12 | 9 | | | COLOMA | 9 | | | | SODUS | | |
| 5 | | | | GALIEN | 1 | | | | THREE OAKS | | |
| 1 | 8 | | | HAGAR | 9 | | | | WATERVLIET | | |
| 15 | | | | LAKE | 14 | | | | WEESAW | | |

3-8-16

BERRIEN COUNTY, MICHIGAN

CVT CHECKLIST

CITIES

Dem. Uncommitted

285

| | | | | | | | | | |
|---|---|---|---|---------------|---|---|---|---|-------------|
| 1 | 4 | 3 | 0 | B.H. City | 7 | | | | NEW BUFFALO |
| 2 | | | | BRIDGMAN City | 3 | 5 | 5 | 2 | NILES |
| 8 | 2 | | | BUCHANAN | 6 | 8 | 4 | | ST JOSEPH |
| 1 | | | | COLOMA | 1 | | | | WATERVLIET |

TOWNSHIPS

| | | | | | | | | | | | |
|----|---|---|---|------------|----|---|----|----|-------------|----|---|
| 12 | | | | BAINBRIDGE | 11 | 5 | 5 | 1 | LINCOLN | 4 | 5 |
| 1 | | | | BARODA | 3 | | | | NEW BUFFALO | | |
| 7 | 3 | 3 | 2 | BENTON 7/1 | 8 | 6 | 14 | 10 | NILES | 13 | |
| 4 | 1 | | | BERRIEN | 6 | 3 | 5 | | ORONOKO | | |
| 1 | | | | BERTRAND | 2 | | | | PIPESTONE | | |
| 2 | | | | BUCHANAN | 4 | 4 | | | ROYALTON | | |
| 3 | | | | CHIKAMING | 7 | 3 | 4 | 9 | ST. JOSEPH | | |
| 5 | 4 | | | COLOMA | 2 | | | | SODUS | | |
| 5 | | | | GALIEN | 6 | | | | THREE OAKS | | |
| 9 | 2 | | | HAGAR | 0 | | | | WATERVLIET | | |
| 6 | | | | LAKE | 5 | | | | WEESAW | | |

Michigan March 2016 Presidential Primary Election

3/8/2016

Local Zeros Page

Local Results Page

EM Test Homepage

| EM Test Homepage | | | | | | | | | |
|------------------|----------|------------------|------------------|-------------------------|---------------------|-----------------------|---------------------------|---------------------|--|
| Order | Precinct | # of Reg. Voters | Poll Book Totals | % Voters (Per Precinct) | Jeb Bush Republican | Ben Carson Republican | Chris Christie Republican | Ted Cruz Republican | |
| | | | | | | | | | |
| | | | | | | | | | |
| | | | | | | | | | |
| | | | | | | | | | |
| | | | | | | | | | |
| | | | | | | | | | |
| | | | | | | | | | |
| | | | | | | | | | |
| | | | | | | | | | |
| | | | | | | | | | |
| | | | | | | | | | |
| | | | | | | | | | |
| | | | | | | | | | |
| | | | | | | | | | |
| | | | | | | | | | |
| | | | | | | | | | |
| | | | | | | | | | |
| | | | | | | | | | |
| | | | | | | | | | |
| | | | | | | | | | |
| | | | | | | | | | |
| | | | | | | | | | |
| | | | | | | | | | |
| | | | | | | | | | |
| | | | | | | | | | |
| | | | | | | | | | |
| | | | | | | | | | |
| | | | | | | | | | |
| | | | | | | | | | |
| | | | | | | | | | |
| | | | | | | | | | |
| | | | | | | | | | |
| | | | | | | | | | |
| | | | | | | | | | |
| | | | | | | | | | |
| | | | | | | | | | |
| | | | | | | | | | |
| | | | | | | | | | |
| | | | | | | | | | |
| | | | | | | | | | |
| | | | | | | | | | |
| | | | | | | | | | |
| | | | | | | | | | |
| | | | | | | | | | |
| | | | | | | | | | |
| | | | | | | | | | |
| | | | | | | | | | |
| | | | | | | | | | |
| | | | | | | | | | |
| | | | | | | | | | |
| | | | | | | | | | |
| | | | | | | | | | |
| | | | | | | | | | |
| | | | | | | | | | |
| | | | | | | | | | |
| | | | | | | | | | |
| | | | | | | | | | |
| | | | | | | | | | |
| | | | | | | | | | |
| | | | | | | | | | |
| | | | | | | | | | |
| | | | | | | | | | |
| | | | | | | | | | |
| | | | | | | | | | |
| | | | | | | | | | |
| | | | | | | | | | |
| | | | | | | | | | |
| | | | | | | | | | |
| | | | | | | | | | |
| | | | | | | | | | |
| | | | | | | | | | |
| | | | | | | | | | |
| | | | | | | | | | |
| | | | | | | | | | |
| | | | | | | | | | |
| | | | | | | | | | |
| | | | | | | | | | |
| | | | | | | | | | |
| | | | | | | | | | |
| | | | | | | | | | |
| | | | | | | | | | |
| | | | | | | | | | |
| | | | | | | | | | |
| | | | | | | | | | |
| | | | | | | | | | |
| | | | | | | | | | |
| | | | | | | | | | |
| | | | | | | | | | |
| | | | | | | | | | |
| | | | | | | | | | |
| | | | | | | | | | |
| | | | | | | | | | |
| | | | | | | | | | |
| | | | | | | | | | |
| | | | | | | | | | |
| | | | | | | | | | |
| | | | | | | | | | |
| | | | | | | | | | |
| | | | | | | | | | |
| | | | | | | | | | |
| | | | | | | | | | |
| | | | | | | | | | |
| | | | | | | | | | |
| | | | | | | | | | |
| | | | | | | | | | |
| | | | | | | | | | |
| | | | | | | | | | |
| | | | | | | | | | |
| | | | | | | | | | |
| | | | | | | | | | |
| | | | | | | | | | |
| | | | | | | | | | |
| | | | | | | | | | |
| | | | | | | | | | |
| | | | | | | | | | |
| | | | | | | | | | |
| | | | | | | | | | |
| | | | | | | | | | |
| | | | | | | | | | |
| | | | | | | | | | |
| | | | | | | | | | |
| | | | | | | | | | |
| | | | | | | | | | |
| | | | | | | | | | |
| | | | | | | | | | |
| | | | | | | | | | |
| | | | | | | | | | |
| | | | | | | | | | |
| | | | | | | | | | |
| | | | | | | | | | |
| | | | | | | | | | |
| | | | | | | | | | |
| | | | | | | | | | |
| | | | | | | | | | |

| March 2016 Presidential Primary Election | | | | | | | | | | Preside |
|--|------------------|------------------|-------------------------|--------------------------|---------------------------|--------------------------|---------------------------|--------------------------|----------|---------|
| All Zeros Page | | | | | | | | | | |
| Results Page | | | | | | | | | | |
| est Homepage | | | | | | | | | | |
| Precinct | # of Reg. Voters | Poll Book Totals | % Voters (Per Precinct) | Carly Fiorina Republican | Lindsey Graham Republican | Mike Huckabee Republican | John R. Kasich Republican | George Pataki Republican | | |
| Algonsee | 0200001 | 1288 | 414 | 32.14% | 0 | 0 | 0 | 68 | 0 | |
| Batavia | 0400001 | 1068 | 270 | 25.28% | 0 | 0 | 0 | 36 | 0 | |
| Bethel | 0600001 | 926 | 248 | 26.78% | 0 | 0 | 2 | 31 | 0 | |
| Bronson | 0800001 | 1026 | 265 | 25.83% | 1 | 0 | 0 | 38 | 0 | |
| Butler | 1000001 | 868 | 250 | 28.80% | 0 | 0 | 2 | 37 | 0 | |
| California | 1200001 | 457 | 97 | 21.23% | 0 | 0 | 1 | 16 | 0 | |
| Coldwater | 1400001 | 2818 | 870 | 30.87% | 1 | 1 | 3 | 146 | 2 | |
| Gilead | 1600001 | 486 | 140 | 28.81% | 0 | 0 | 1 | 21 | 0 | |
| Girard | 1800001 | 1503 | 489 | 32.53% | 0 | 0 | 0 | 81 | 0 | |
| Kinderhook | 2000001 | 1361 | 377 | 27.70% | 0 | 0 | 0 | 86 | 2 | |
| Matteson | 2200001 | 952 | 300 | 31.51% | 0 | 1 | 0 | 44 | 0 | |
| Noble | 2400001 | 356 | 107 | 30.06% | 0 | 0 | 1 | 18 | 0 | |
| Ovid | 2600001 | 2144 | 707 | 32.98% | 1 | 1 | 0 | 126 | 0 | |
| Quincy #1 | 2800001 | 1374 | 310 | 22.56% | 0 | 0 | 1 | 36 | 1 | |
| Quincy #2 | 2800002 | 1910 | 479 | 25.08% | 0 | 0 | 0 | 81 | 0 | |
| Sherwood | 3000001 | 1590 | 413 | 25.97% | 0 | 0 | 1 | 44 | 0 | |
| Union | 3200001 | 2094 | 536 | 25.60% | 0 | 0 | 2 | 71 | 0 | |
| City of Bronson | 5200001 | 1464 | 303 | 20.70% | 0 | 0 | 2 | 30 | 0 | |
| City of Coldwater #1 | 5401001 | 1659 | 345 | 20.80% | 1 | 0 | 1 | 26 | 1 | |
| City of Coldwater #2 | 5402001 | 1821 | 477 | 26.19% | 0 | 0 | 2 | 44 | 0 | |
| City of Coldwater #3 | 5403001 | 2094 | 711 | 33.95% | 0 | 0 | 3 | 126 | 0 | |
| City of Coldwater #4 | 5404001 | 1706 | 403 | 23.62% | 0 | 0 | 2 | 38 | 0 | |
| Burlington - Calhoun | 2900001 | 18 | 0 | 0.00% | 0 | 0 | 0 | 0 | 0 | |
| Totals | | 30983 | 8511 | | 4 | 3 | 24 | 1244 | 6 | |
| Registered Voters | 30983 | | | | | | | | | |
| % of Voter Turnout | 27.47% | | | | | | | | | |

nt of the United States

Page 3

alZeros Page

Results Page

est Homepage

Precinct

Page 4

| March 2016 Presidential Primary Election | | | | | Bronson Township Proposal Millage Renewal Proposal, Fire Protection And Equipment | | Union City Village Flouride | |
|--|---------|------------------------|------------------------|-------------------------------|--|-----------|--------------------------------|--|
| all Zeros Page | | | | | | | | |
| Results Page | | | | | | | | |
| est Homepage | | | | | | | | |
| Precinct | | # of Reg. Voters | Poll Book Totals | % Voters (Per Precinct) | Yes | No | Yes | |
| Algonsee | 0200001 | 1288 | 414 | 32.14% | 0 | 0 | 0 | |
| Batavia | 0400001 | 1068 | 270 | 25.28% | 0 | 0 | 0 | |
| Bethel | 0600001 | 926 | 248 | 26.78% | 0 | 0 | 0 | |
| Bronson | 0800001 | 1026 | 265 | 25.83% | 183 | 77 | 0 | |
| Butler | 1000001 | 868 | 250 | 28.80% | 0 | 0 | 0 | |
| California | 1200001 | 457 | 97 | 21.23% | 0 | 0 | 0 | |
| Coldwater | 1400001 | 2818 | 870 | 30.87% | 0 | 0 | 0 | |
| Gilead | 1600001 | 486 | 140 | 28.81% | 0 | 0 | 0 | |
| Girard | 1800001 | 1503 | 489 | 32.53% | 0 | 0 | 0 | |
| Kinderhook | 2000001 | 1361 | 377 | 27.70% | 0 | 0 | 0 | |
| Matteson | 2200001 | 952 | 300 | 31.51% | 0 | 0 | 0 | |
| Noble | 2400001 | 356 | 107 | 30.06% | 0 | 0 | 0 | |
| Ovid | 2600001 | 2144 | 707 | 32.98% | 0 | 0 | 0 | |
| Quincy #1 | 2800001 | 1374 | 310 | 22.56% | 0 | 0 | 0 | |
| Quincy #2 | 2800002 | 1910 | 479 | 25.08% | 0 | 0 | 0 | |
| Sherwood | 3000001 | 1590 | 413 | 25.97% | 0 | 0 | 0 | |
| Union | 3200001 | 2094 | 536 | 25.60% | 0 | 0 | 0 | |
| City of Bronson | 5200001 | 1464 | 303 | 20.70% | 0 | 0 | 0 | |
| City of Coldwater #1 | 5401001 | 1659 | 345 | 20.80% | 0 | 0 | 0 | |
| City of Coldwater #2 | 5402001 | 1821 | 477 | 26.19% | 0 | 0 | 0 | |
| City of Coldwater #3 | 5403001 | 2094 | 711 | 33.95% | 0 | 0 | 0 | |
| City of Coldwater #4 | 5404001 | 1706 | 403 | 23.62% | 0 | 0 | 0 | |
| Burlington - Calthoun | 2900001 | 18 | 0 | 0.00% | 0 | 0 | 0 | |
| Totals | | 30983 | 8511 | | 183 | 77 | 175 | |
| Registered Voters | 30983 | | | | | | | |
| % of Voter Turnout | 27.47% | | | | | | | |

| March 2016 Presidential Primary Election | | | | | | Page Proposal |
|--|---------------|------------------------|------------------------|-------------------------------|------------|---------------|
| al Zeros Page | | | | | | Proposal |
| Results Page | | | | | | |
| est Homepage | | | | | | |
| Precinct | | # of Reg. Voters | Poll Book Totals | % Voters (Per Precinct) | No | |
| Algonsee | 0200001 | 1288 | 414 | 32.14% | 0 | |
| Batavia | 0400001 | 1068 | 270 | 25.28% | 0 | |
| Bethel | 0600001 | 926 | 248 | 26.78% | 0 | |
| Bronson | 0800001 | 1026 | 265 | 25.83% | 0 | |
| Butler | 1000001 | 868 | 250 | 28.80% | 0 | |
| California | 1200001 | 457 | 97 | 21.23% | 0 | |
| Coldwater | 1400001 | 2818 | 870 | 30.87% | 0 | |
| Gilead | 1600001 | 486 | 140 | 28.81% | 0 | |
| Girard | 1800001 | 1503 | 489 | 32.53% | 0 | |
| Kinderhook | 2000001 | 1361 | 377 | 27.70% | 0 | |
| Matteson | 2200001 | 952 | 300 | 31.51% | 0 | |
| Noble | 2400001 | 356 | 107 | 30.06% | 0 | |
| Ovid | 2600001 | 2144 | 707 | 32.98% | 0 | |
| Quincy #1 | 2800001 | 1374 | 310 | 22.56% | 0 | |
| Quincy #2 | 2800002 | 1910 | 479 | 25.08% | 0 | |
| Sherwood | 3000001 | 1590 | 413 | 25.97% | 0 | |
| Union | 3200001 | 2094 | 536 | 25.60% | 101 | |
| City of Bronson | 5200001 | 1464 | 303 | 20.70% | 0 | |
| City of Coldwater #1 | 5401001 | 1659 | 345 | 20.80% | 0 | |
| City of Coldwater #2 | 5402001 | 1821 | 477 | 26.19% | 0 | |
| City of Coldwater #3 | 5403001 | 2094 | 711 | 33.95% | 0 | |
| City of Coldwater #4 | 5404001 | 1706 | 403 | 23.62% | 0 | |
| Burlington - Calhoun | 2900001 | 18 | 0 | 0.00% | 1 | |
| Totals | | 30983 | 8511 | | 102 | |
| Registered Voters | 30983 | | | | | |
| % of Voter Turnout | 27.47% | | | | | |

Uncommitted

| City/Twp | REP | DEM | | | | | |
|--------------|-----|-----|--|--|--|--|--|
| Algansee | 9 | 1 | | | | | |
| Batavia | 1 | 1 | | | | | |
| Bethel | 5 | 0 | | | | | |
| Bronson | 4 | 0 | | | | | |
| Butler | 1 | 1 | | | | | |
| California | 0 | 0 | | | | | |
| Coldwater | 22 | 6 | | | | | |
| Gilead | 5 | 0 | | | | | |
| Girard | 7 | 4 | | | | | |
| Kinderhook | 2 | 3 | | | | | |
| Matteson | 3 | 2 | | | | | |
| Noble | 1 | 1 | | | | | |
| Ovid | 8 | 7 | | | | | |
| Quincy #1 | 3 | 1 | | | | | |
| Quincy #2 | 3 | 0 | | | | | |
| Sherwood | 1 | 4 | | | | | |
| Union | 5 | 5 | | | | | |
| Bron City | 2 | 1 | | | | | |
| Cold City #1 | 3 | 2 | | | | | |
| Cold City #2 | 7 | 5 | | | | | |
| Cold City #3 | 16 | 8 | | | | | |
| Cold City #4 | 6 | 7 | | | | | |
| TOTAL | 114 | 59 | | | | | |

Official Results

| President of the United States | | | | | | | | | | | | | | | | |
|--------------------------------|------------------|------------------|-------------------------|---------------------|-----------------------|---------------------------|---------------------|--------------------------|---------------------------|--------------------------|---------------------------|--------------------------|----------------------|---|---|----|
| 1 position per party | | | | | | | | | | | | | | | | |
| Precinct | # of Reg. Voters | Poll Book Totals | % Voters (Per Precinct) | Jeb Bush Republican | Ben Carson Republican | Chris Christie Republican | Ted Cruz Republican | Carly Fiorina Republican | Lindsey Graham Republican | Mike Huckabee Republican | John R. Kasich Republican | George Pataki Republican | Rand Paul Republican | | | |
| CITY OF ALBION | | | | | | | | | | | | | | | | |
| Precinct #1 | 5200001 | 944 | 184 | 19.49% | 0 | 1 | 1 | 8 | 0 | 0 | 0 | 0 | 5 | 0 | 0 | 0 |
| Precinct #2 | 5200002 | 830 | 146 | 17.59% | 0 | 0 | 0 | 3 | 0 | 0 | 0 | 1 | 3 | 0 | 0 | 0 |
| Precinct #3 | 5200003 | 1036 | 257 | 24.81% | 2 | 1 | 0 | 35 | 0 | 0 | 0 | 0 | 22 | 0 | 0 | 0 |
| Precinct #4 | 5200004 | 624 | 149 | 23.88% | 0 | 0 | 0 | 19 | 0 | 0 | 0 | 0 | 10 | 0 | 0 | 0 |
| Precinct #5 | 5200005 | 1039 | 260 | 25.02% | 1 | 0 | 0 | 19 | 0 | 0 | 0 | 0 | 21 | 0 | 0 | 0 |
| Precinct #6 | 5200006 | 443 | 165 | 37.25% | 1 | 3 | 0 | 14 | 0 | 0 | 0 | 0 | 23 | 0 | 0 | 0 |
| TOTAL CITY OF ALBION | | 4916 | 1161 | 23.62% | 4 | 5 | 1 | 98 | 0 | 0 | 0 | 1 | 84 | 0 | 0 | 0 |
| CITY OF BATTLE CREEK | | | | | | | | | | | | | | | | |
| Precinct #1 | 5400001 | 1733 | 232 | 13.39% | 2 | 3 | 1 | 30 | 0 | 0 | 0 | 0 | 11 | 0 | 0 | 0 |
| Precinct #2 | 5400002 | 1350 | 358 | 26.52% | 2 | 4 | 0 | 50 | 1 | 0 | 0 | 1 | 40 | 0 | 1 | 1 |
| Precinct #3 | 5400003 | 1641 | 601 | 36.62% | 7 | 7 | 1 | 83 | 1 | 0 | 0 | 1 | 118 | 0 | 0 | 1 |
| Precinct #4 | 5400004 | 1371 | 247 | 18.02% | 1 | 5 | 0 | 29 | 0 | 0 | 0 | 0 | 17 | 0 | 0 | 0 |
| Precinct #5 | 5400005 | 1624 | 649 | 39.98% | 4 | 7 | 0 | 132 | 3 | 0 | 0 | 1 | 114 | 0 | 0 | 0 |
| Precinct #6 | 5400006 | 2155 | 855 | 39.68% | 5 | 15 | 1 | 141 | 1 | 0 | 0 | 1 | 145 | 0 | 1 | 1 |
| Precinct #7 | 5400007 | 1556 | 182 | 11.70% | 0 | 0 | 0 | 7 | 0 | 0 | 0 | 0 | 7 | 0 | 0 | 0 |
| Precinct #8 | 5400008 | 2199 | 908 | 41.29% | 4 | 5 | 1 | 176 | 0 | 0 | 0 | 0 | 159 | 0 | 1 | 0 |
| Precinct #9 | 5400009 | 967 | 273 | 28.23% | 1 | 5 | 0 | 46 | 2 | 0 | 0 | 0 | 25 | 0 | 0 | 1 |
| Precinct #10 | 5400010 | 2535 | 513 | 20.24% | 3 | 4 | 0 | 58 | 0 | 1 | 0 | 1 | 29 | 0 | 0 | 1 |
| Precinct #11 | 5400011 | 1327 | 202 | 15.22% | 0 | 2 | 0 | 24 | 0 | 0 | 0 | 3 | 23 | 0 | 0 | 1 |
| Precinct #12 | 5400012 | 1806 | 254 | 14.06% | 0 | 0 | 0 | 14 | 0 | 0 | 0 | 0 | 2 | 0 | 0 | 0 |
| Precinct #13 | 5400013 | 1822 | 244 | 13.39% | 2 | 3 | 0 | 33 | 0 | 0 | 0 | 0 | 19 | 0 | 0 | 0 |
| Precinct #14 | 5400014 | 1342 | 366 | 29.51% | 2 | 3 | 3 | 72 | 1 | 0 | 0 | 4 | 40 | 0 | 2 | 2 |
| Precinct #15 | 5400015 | 1428 | 499 | 34.94% | 5 | 8 | 1 | 44 | 0 | 0 | 0 | 0 | 68 | 0 | 2 | 2 |
| Precinct #16 | 5400016 | 1409 | 430 | 30.52% | 0 | 4 | 0 | 41 | 1 | 0 | 0 | 0 | 53 | 0 | 0 | 0 |
| Precinct #17 | 5400017 | 1546 | 351 | 22.70% | 1 | 3 | 0 | 41 | 0 | 0 | 0 | 2 | 22 | 0 | 0 | 0 |
| Precinct #18 | 5400018 | 2003 | 251 | 12.53% | 4 | 3 | 1 | 12 | 0 | 0 | 0 | 0 | 18 | 0 | 0 | 1 |
| Precinct #19 | 5400019 | 1210 | 226 | 18.68% | 0 | 3 | 1 | 21 | 1 | 0 | 0 | 1 | 25 | 0 | 0 | 0 |
| Precinct #20 | 5400020 | 1585 | 635 | 40.08% | 2 | 18 | 0 | 128 | 0 | 1 | 0 | 0 | 111 | 0 | 0 | 0 |
| Precinct #21 | 5400021 | 2243 | 394 | 17.57% | 2 | 2 | 0 | 17 | 0 | 0 | 0 | 0 | 12 | 0 | 0 | 0 |
| Precinct #22 | 5400022 | 1623 | 380 | 23.41% | 2 | 2 | 0 | 50 | 0 | 0 | 0 | 1 | 32 | 0 | 0 | 0 |
| Precinct #23 | 5400023 | 1734 | 477 | 27.51% | 0 | 6 | 0 | 70 | 0 | 0 | 0 | 3 | 49 | 1 | 1 | 2 |
| TOTAL CITY OF BATTLE CREEK | | 38209 | 9557 | 25.01% | 49 | 113 | 10 | 1319 | 11 | 2 | 19 | 139 | 1139 | 4 | 4 | 13 |
| CITY OF MARSHALL | | | | | | | | | | | | | | | | |
| Precinct #1 | 5600001 | 2769 | 800 | 28.89% | 0 | 6 | 3 | 119 | 0 | 0 | 0 | 4 | 113 | 0 | 0 | 3 |
| Precinct #2 | 5600002 | 2742 | 893 | 32.57% | 8 | 9 | 3 | 135 | 0 | 0 | 0 | 1 | 151 | 0 | 0 | 1 |
| TOTAL CITY OF MARSHALL | | 5511 | 1693 | 30.72% | 8 | 15 | 6 | 254 | 0 | 0 | 0 | 5 | 264 | 0 | 0 | 4 |
| CITY OF SPRINGFIELD | | | | | | | | | | | | | | | | |
| Precinct #1 | 5800001 | 1652 | 383 | 23.18% | 2 | 5 | 2 | 56 | 0 | 0 | 0 | 0 | 43 | 1 | 1 | 2 |
| Precinct #2 | 5800002 | 1457 | 271 | 18.60% | 0 | 6 | 0 | 22 | 1 | 0 | 0 | 1 | 26 | 0 | 0 | 0 |
| TOTAL CITY OF SPRINGFIELD | | 3109 | 654 | 21.04% | 2 | 11 | 2 | 78 | 1 | 0 | 0 | 1 | 69 | 1 | 1 | 2 |
| ALBION TOWNSHIP | | | | | | | | | | | | | | | | |
| Precinct #1 | 0200001 | 846 | 249 | 29.43% | 0 | 1 | 0 | 50 | 0 | 0 | 0 | 0 | 49 | 0 | 0 | 0 |
| TOTAL ALBION TOWNSHIP | | 846 | 249 | 29.43% | 0 | 1 | 0 | 50 | 0 | 0 | 0 | 0 | 49 | 0 | 0 | 0 |

| President of the United States | | | | | | | | | | | | | | | |
|--------------------------------|---------|------------------|------------------|-------------------------|---------------------|-----------------------|---------------------------|---------------------|--------------------------|---------------------------|--------------------------|---------------------------|--------------------------|----------------------|--|
| 1 position per party | | | | | | | | | | | | | | | |
| Precinct | | # of Reg. Voters | Poll Book Totals | % Voters (Per Precinct) | Job Bush Republican | Ben Carson Republican | Chris Christie Republican | Ted Cruz Republican | Carly Fiorina Republican | Lindsey Graham Republican | Mike Huckabee Republican | John R. Kasich Republican | George Pataki Republican | Rand Paul Republican | |
| ATHENS TOWNSHIP | | | | | | | | | | | | | | | |
| Precinct #1 | 0400001 | 1828 | 556 | 30.42% | 2 | 6 | 0 | 112 | 1 | 0 | 1 | 48 | 0 | 0 | |
| TOTAL ATHENS TOWNSHIP | | 1828 | 556 | 30.42% | 2 | 6 | 0 | 112 | 1 | 0 | 1 | 48 | 0 | 0 | |
| BEDFORD CHARTER TOWNSHIP | | | | | | | | | | | | | | | |
| Precinct #1 | 0800001 | 2556 | 741 | 28.99% | 1 | 12 | 0 | 147 | 1 | 0 | 1 | 85 | 0 | 3 | |
| Precinct #2 | 0800002 | 1525 | 543 | 35.61% | 4 | 8 | 0 | 100 | 0 | 0 | 0 | 43 | 0 | 1 | |
| Precinct #3 | 0800003 | 1573 | 351 | 22.31% | 3 | 11 | 0 | 53 | 0 | 1 | 0 | 27 | 0 | 0 | |
| Precinct #4 | 0800004 | 1982 | 470 | 23.71% | 4 | 4 | 1 | 61 | 1 | 0 | 2 | 30 | 0 | 1 | |
| TOTAL BEDFORD CHARTER TWP. | | 7636 | 2105 | 27.57% | 12 | 36 | 1 | 361 | 2 | 1 | 3 | 185 | 0 | 5 | |
| BURLINGTON TOWNSHIP | | | | | | | | | | | | | | | |
| Precinct #1A | 100001A | 1427 | 427 | 29.92% | 3 | 2 | 2 | 89 | 2 | 0 | 0 | 44 | 0 | 0 | |
| TOTAL BURLINGTON TOWNSHIP | | 1427 | 427 | 29.92% | 3 | 2 | 2 | 89 | 2 | 0 | 0 | 44 | 0 | 0 | |
| CLARENCE TOWNSHIP | | | | | | | | | | | | | | | |
| Precinct #1 | 1200001 | 1410 | 477 | 33.83% | 7 | 6 | 0 | 79 | 0 | 0 | 0 | 50 | 0 | 0 | |
| TOTAL CLARENCE TOWNSHIP | | 1410 | 477 | 33.83% | 7 | 6 | 0 | 79 | 0 | 0 | 0 | 50 | 0 | 0 | |
| CLARENDON TOWNSHIP | | | | | | | | | | | | | | | |
| Precinct #1 | 1400001 | 840 | 217 | 25.83% | 0 | 1 | 0 | 54 | 0 | 0 | 1 | 31 | 0 | 0 | |
| TOTAL CLARENDON TOWNSHIP | | 840 | 217 | 25.83% | 0 | 1 | 0 | 54 | 0 | 0 | 1 | 31 | 0 | 0 | |
| CONVIS TOWNSHIP | | | | | | | | | | | | | | | |
| Precinct #1 | 1600001 | 1137 | 350 | 30.78% | 1 | 3 | 0 | 84 | 0 | 0 | 0 | 56 | 0 | 1 | |
| TOTAL CONVIS TOWNSHIP | | 1137 | 350 | 30.78% | 1 | 3 | 0 | 84 | 0 | 0 | 0 | 56 | 0 | 1 | |
| ECKFORD TOWNSHIP | | | | | | | | | | | | | | | |
| Precinct #1 | 1800001 | 977 | 380 | 38.89% | 3 | 7 | 1 | 89 | 1 | 0 | 0 | 41 | 0 | 1 | |
| TOTAL ECKFORD TOWNSHIP | | 977 | 380 | 38.89% | 3 | 7 | 1 | 89 | 1 | 0 | 0 | 41 | 0 | 1 | |
| EMMETT CHARTER TOWNSHIP | | | | | | | | | | | | | | | |
| Precinct #1 | 2000001 | 1936 | 355 | 18.34% | 2 | 6 | 0 | 61 | 1 | 0 | 1 | 30 | 1 | 0 | |
| Precinct #2 | 2000002 | 2197 | 702 | 31.95% | 5 | 8 | 1 | 129 | 0 | 1 | 3 | 106 | 0 | 2 | |
| Precinct #3 | 2000003 | 2018 | 462 | 22.89% | 2 | 15 | 1 | 69 | 0 | 0 | 0 | 52 | 0 | 1 | |
| Precinct #4 | 2000004 | 2560 | 862 | 33.67% | 5 | 16 | 1 | 160 | 1 | 0 | 2 | 117 | 1 | 3 | |
| TOTAL EMMETT CHARTER TWP. | | 8711 | 2381 | 27.33% | 14 | 45 | 3 | 419 | 2 | 1 | 6 | 305 | 2 | 6 | |
| FREDONIA TOWNSHIP | | | | | | | | | | | | | | | |
| Precinct #1 | 2200001 | 1297 | 394 | 30.38% | 2 | 3 | 1 | 74 | 0 | 0 | 0 | 66 | 0 | 0 | |
| TOTAL FREDONIA TOWNSHIP | | 1297 | 394 | 30.38% | 2 | 3 | 1 | 74 | 0 | 0 | 0 | 66 | 0 | 0 | |
| HOMER TOWNSHIP | | | | | | | | | | | | | | | |
| Precinct #1 | 2400001 | 1815 | 436 | 24.02% | 1 | 8 | 0 | 68 | 0 | 0 | 0 | 69 | 0 | 2 | |
| TOTAL HOMER TOWNSHIP | | 1815 | 436 | 24.02% | 1 | 8 | 0 | 68 | 0 | 0 | 0 | 69 | 0 | 2 | |
| LEE TOWNSHIP | | | | | | | | | | | | | | | |

Official Results

| President of the United States | | | | | | | | | | | | | | | |
|--------------------------------|------------------|------------------|-------------------------|------------------------|--------------------------|------------------------------|------------------------|-----------------------------|------------------------------|-----------------------------|------------------------------|-----------------------------|-------------------------|----|---|
| Precinct | # of Reg. Voters | Poll Book Totals | % Voters (Per Precinct) | 1 position per party | | | | | | | | | | | |
| | | | | Jeb Bush Republican | Ben Carson Republican | Chris Christie Republican | Ted Cruz Republican | Carly Fiorina Republican | Lindsey Graham Republican | Mike Huckabee Republican | John R. Kasich Republican | George Pataki Republican | Rand Paul Republican | | |
| Precinct #1 | 815 | 242 | 29.69% | 1 | 1 | 0 | 51 | 0 | 0 | 0 | 0 | 0 | 32 | 0 | 0 |
| TOTAL LEE TOWNSHIP | 815 | 242 | 29.69% | 1 | 1 | 0 | 51 | 0 | 0 | 0 | 0 | 0 | 32 | 0 | 0 |
| LERROY TOWNSHIP | | | | | | | | | | | | | | | |
| Precinct #1 | 2800001 | 565 | 36.31% | 2 | 15 | 2 | 149 | 0 | 0 | 0 | 1 | 75 | 0 | 0 | 1 |
| Precinct #2 | 2800002 | 1377 | 35.80% | 2 | 5 | 4 | 107 | 0 | 0 | 0 | 1 | 47 | 1 | 0 | 0 |
| TOTAL LERROY TOWNSHIP | 2933 | 1058 | 36.07% | 4 | 20 | 6 | 256 | 0 | 0 | 0 | 2 | 122 | 1 | 1 | 1 |
| MARENGO TOWNSHIP | | | | | | | | | | | | | | | |
| Precinct #1 | 3000001 | 1653 | 28.98% | 3 | 3 | 0 | 102 | 0 | 0 | 0 | 0 | 62 | 0 | 0 | 2 |
| TOTAL MARENGO TOWNSHIP | 1653 | 479 | 28.98% | 3 | 3 | 0 | 102 | 0 | 0 | 0 | 0 | 62 | 0 | 0 | 2 |
| MARSHALL TOWNSHIP | | | | | | | | | | | | | | | |
| Precinct #1 | 3200001 | 1445 | 34.53% | 12 | 3 | 1 | 101 | 1 | 0 | 1 | 67 | 0 | 0 | 1 | 1 |
| Precinct #2 | 3200002 | 950 | 41.16% | 0 | 6 | 1 | 79 | 1 | 0 | 1 | 82 | 1 | 0 | 0 | 0 |
| TOTAL MARSHALL TOWNSHIP | 2395 | 890 | 37.16% | 12 | 9 | 2 | 180 | 2 | 0 | 2 | 149 | 1 | 1 | 1 | 1 |
| NEWTON TOWNSHIP | | | | | | | | | | | | | | | |
| Precinct #1 | 3400001 | 2131 | 33.27% | 6 | 6 | 0 | 150 | 2 | 0 | 2 | 113 | 0 | 0 | 1 | 1 |
| TOTAL NEWTON TOWNSHIP | 2131 | 709 | 33.27% | 6 | 6 | 0 | 150 | 2 | 0 | 2 | 113 | 0 | 0 | 1 | 1 |
| PENNFIELD CHARTER TOWNSHIP | | | | | | | | | | | | | | | |
| Precinct #1 | 3600001 | 2453 | 31.59% | 6 | 10 | 2 | 138 | 1 | 1 | 5 | 86 | 0 | 0 | 3 | 3 |
| Precinct #2 | 3600002 | 2129 | 25.27% | 4 | 13 | 3 | 80 | 0 | 0 | 0 | 61 | 1 | 1 | 0 | 0 |
| Precinct #3 | 3600003 | 2136 | 38.58% | 4 | 14 | 1 | 151 | 0 | 0 | 1 | 115 | 1 | 1 | 1 | 1 |
| TOTAL PENNFIELD CHARTER TWP. | 6718 | 2137 | 31.81% | 14 | 37 | 6 | 369 | 1 | 1 | 6 | 262 | 2 | 2 | 4 | 4 |
| SHERIDAN TOWNSHIP | | | | | | | | | | | | | | | |
| Precinct #1 | 3800001 | 1395 | 23.51% | 2 | 1 | 0 | 49 | 0 | 1 | 0 | 40 | 0 | 0 | 2 | 2 |
| TOTAL SHERIDAN TOWNSHIP | 1395 | 328 | 23.51% | 2 | 1 | 0 | 49 | 0 | 1 | 0 | 40 | 0 | 0 | 2 | 2 |
| TEKONSHA TOWNSHIP | | | | | | | | | | | | | | | |
| Precinct #1 | 4000001 | 1209 | 30.11% | 3 | 8 | 2 | 61 | 0 | 0 | 0 | 39 | 0 | 0 | 0 | 0 |
| TOTAL TEKONSHA TOWNSHIP | 1209 | 364 | 30.11% | 3 | 8 | 2 | 61 | 0 | 0 | 0 | 39 | 0 | 0 | 0 | 0 |
| Totals | 98918 | 27244 | | 153 | 346 | 43 | 4446 | 25 | 6 | 49 | 3321 | 11 | | 45 | |

Official Results

| Precinct | Poll Book Totals | Marco Rubio Republican | Rick Santorum Republican | Donald J. Trump Republican | Uncommitted Republican | TOTALS | Hillary Clinton Democrat | Roque Rocky De La Fuente Democrat | Martin J. O'Malley Democrat | Bernie Sanders Democrat | Uncommitted Democrat | TOTALS |
|-----------------------------|------------------|------------------------|--------------------------|----------------------------|------------------------|--------|--------------------------|-----------------------------------|-----------------------------|-------------------------|----------------------|--------|
| CITY OF ALBION | | | | | | | | | | | | |
| Precinct #1 | 184 | 1 | 0 | 4 | 1 | 21 | 104 | 0 | 1 | 56 | 2 | 163 |
| Precinct #2 | 146 | 2 | 0 | 8 | 1 | 18 | 97 | 1 | 0 | 28 | 2 | 128 |
| Precinct #3 | 257 | 7 | 0 | 28 | 2 | 97 | 93 | 0 | 0 | 66 | 0 | 159 |
| Precinct #4 | 149 | 3 | 1 | 19 | 0 | 52 | 44 | 0 | 0 | 53 | 0 | 97 |
| Precinct #5 | 260 | 15 | 0 | 29 | 1 | 86 | 117 | 0 | 0 | 53 | 3 | 173 |
| Precinct #6 | 165 | 4 | 0 | 16 | 1 | 62 | 54 | 0 | 0 | 47 | 2 | 103 |
| TOTAL CITY OF ALBION | 1161 | 32 | 1 | 104 | 6 | 336 | 509 | 1 | 1 | 303 | 9 | 823 |
| CITY OF BATTLE CREEK | | | | | | | | | | | | |
| Precinct #1 | 232 | 7 | 0 | 57 | 0 | 111 | 59 | 0 | 1 | 61 | 0 | 121 |
| Precinct #2 | 358 | 27 | 0 | 71 | 3 | 200 | 64 | 0 | 2 | 91 | 1 | 158 |
| Precinct #3 | 601 | 42 | 0 | 138 | 8 | 407 | 103 | 0 | 0 | 86 | 4 | 193 |
| Precinct #4 | 247 | 5 | 0 | 49 | 1 | 107 | 64 | 0 | 0 | 74 | 2 | 140 |
| Precinct #5 | 649 | 53 | 1 | 102 | 3 | 420 | 124 | 0 | 1 | 101 | 3 | 229 |
| Precinct #6 | 855 | 65 | 2 | 142 | 8 | 527 | 168 | 1 | 1 | 145 | 12 | 327 |
| Precinct #7 | 182 | 3 | 0 | 31 | 1 | 49 | 61 | 0 | 1 | 69 | 2 | 133 |
| Precinct #8 | 908 | 50 | 0 | 173 | 6 | 575 | 153 | 0 | 0 | 172 | 6 | 331 |
| Precinct #9 | 273 | 7 | 0 | 53 | 2 | 142 | 70 | 0 | 0 | 60 | 1 | 131 |
| Precinct #10 | 513 | 19 | 0 | 72 | 8 | 196 | 172 | 0 | 1 | 137 | 7 | 317 |
| Precinct #11 | 202 | 8 | 1 | 30 | 0 | 92 | 30 | 0 | 0 | 79 | 1 | 110 |
| Precinct #12 | 254 | 1 | 0 | 10 | 1 | 28 | 146 | 0 | 0 | 77 | 3 | 226 |
| Precinct #13 | 244 | 6 | 1 | 42 | 0 | 106 | 52 | 1 | 1 | 82 | 1 | 137 |
| Precinct #14 | 396 | 24 | 0 | 61 | 1 | 213 | 87 | 0 | 1 | 90 | 3 | 181 |
| Precinct #15 | 499 | 22 | 1 | 66 | 1 | 220 | 135 | 0 | 0 | 139 | 4 | 278 |
| Precinct #16 | 430 | 12 | 0 | 72 | 1 | 184 | 114 | 1 | 0 | 127 | 3 | 245 |
| Precinct #17 | 351 | 14 | 0 | 54 | 5 | 142 | 83 | 0 | 0 | 122 | 3 | 208 |
| Precinct #18 | 251 | 7 | 2 | 25 | 2 | 75 | 88 | 1 | 0 | 85 | 2 | 176 |
| Precinct #19 | 226 | 4 | 0 | 32 | 2 | 90 | 60 | 0 | 0 | 76 | 0 | 136 |
| Precinct #20 | 635 | 40 | 0 | 130 | 4 | 434 | 95 | 0 | 0 | 102 | 3 | 200 |
| Precinct #21 | 394 | 6 | 0 | 32 | 1 | 72 | 222 | 1 | 1 | 98 | 0 | 322 |
| Precinct #22 | 380 | 21 | 0 | 82 | 2 | 193 | 60 | 1 | 0 | 122 | 4 | 187 |
| Precinct #23 | 477 | 17 | 0 | 95 | 3 | 246 | 82 | 0 | 0 | 146 | 1 | 229 |
| TOTAL CITY OF BATTLE CR | 9557 | 460 | 8 | 1619 | 63 | 4829 | 2292 | 6 | 10 | 2341 | 66 | 4715 |
| CITY OF MARSHALL | | | | | | | | | | | | |
| Precinct #1 | 800 | 38 | 0 | 123 | 5 | 414 | 132 | 0 | 1 | 246 | 4 | 383 |
| Precinct #2 | 893 | 73 | 1 | 153 | 9 | 544 | 143 | 0 | 0 | 200 | 4 | 347 |
| TOTAL CITY OF MARSHALL | 1693 | 111 | 1 | 276 | 14 | 958 | 275 | 0 | 1 | 446 | 8 | 730 |
| CITY OF SPRINGFIELD | | | | | | | | | | | | |
| Precinct #1 | 383 | 19 | 1 | 75 | 3 | 209 | 79 | 0 | 1 | 88 | 5 | 173 |
| Precinct #2 | 271 | 5 | 0 | 46 | 3 | 110 | 68 | 0 | 0 | 92 | 1 | 161 |
| TOTAL CITY OF SPRINGFIE | 654 | 24 | 1 | 121 | 6 | 319 | 147 | 0 | 1 | 180 | 6 | 334 |
| ALBION TOWNSHIP | | | | | | | | | | | | |
| Precinct #1 | 249 | 15 | 0 | 70 | 0 | 185 | 39 | 0 | 0 | 25 | 0 | 64 |

Official Results

| Precinct | Poll Book Totals | Marco Rubio Republican | Rick Santorum Republican | Donald J. Trump Republican | Uncommitted Republican | TOTALS | Hillary Clinton Democrat | Roque Rocky De La Fuente Democrat | Martin J. O'Malley Democrat | Bernie Sanders Democrat | Uncommitted Democrat | TOTALS |
|---------------------------|------------------|------------------------|--------------------------|----------------------------|------------------------|--------|--------------------------|-----------------------------------|-----------------------------|-------------------------|----------------------|--------|
| TOTAL ALBION TOWNSHIP | 249 | 15 | 0 | 70 | 0 | 185 | 39 | 0 | 0 | 25 | 0 | 64 |
| ATHENS TOWNSHIP | | | | | | | | | | | | |
| Precinct #1 | 556 | 19 | 0 | 198 | 2 | 389 | 66 | 0 | 2 | 96 | 2 | 166 |
| TOTAL ATHENS TOWNSHIP | 556 | 19 | 0 | 198 | 2 | 389 | 66 | 0 | 2 | 96 | 2 | 166 |
| BEDFORD CHARTER TOWNSHIP | | | | | | | | | | | | |
| Precinct #1 | 741 | 40 | 1 | 187 | 2 | 480 | 116 | 0 | 0 | 142 | 2 | 260 |
| Precinct #2 | 543 | 42 | 1 | 123 | 4 | 326 | 89 | 0 | 1 | 118 | 9 | 217 |
| Precinct #3 | 351 | 12 | 0 | 83 | 1 | 191 | 69 | 0 | 3 | 86 | 1 | 159 |
| Precinct #4 | 470 | 14 | 0 | 74 | 2 | 194 | 179 | 0 | 0 | 91 | 4 | 274 |
| TOTAL BEDFORD CHARTER | 2105 | 108 | 2 | 467 | 9 | 1191 | 453 | 0 | 4 | 437 | 16 | 910 |
| BURLINGTON TOWNSHIP | | | | | | | | | | | | |
| Precinct #1A | 427 | 16 | 0 | 143 | 4 | 305 | 62 | 1 | 0 | 53 | 6 | 122 |
| TOTAL BURLINGTON TOWNSHIP | 427 | 16 | 0 | 143 | 4 | 305 | 62 | 1 | 0 | 53 | 6 | 122 |
| CLARENCE TOWNSHIP | | | | | | | | | | | | |
| Precinct #1 | 477 | 31 | 0 | 171 | 4 | 348 | 53 | 0 | 0 | 76 | 0 | 129 |
| TOTAL CLARENCE TOWNSHIP | 477 | 31 | 0 | 171 | 4 | 348 | 53 | 0 | 0 | 76 | 0 | 129 |
| CLARENDON TOWNSHIP | | | | | | | | | | | | |
| Precinct #1 | 217 | 12 | 0 | 73 | 2 | 174 | 16 | 0 | 0 | 27 | 0 | 43 |
| TOTAL CLARENDON TOWNSHIP | 217 | 12 | 0 | 73 | 2 | 174 | 16 | 0 | 0 | 27 | 0 | 43 |
| CONVIS TOWNSHIP | | | | | | | | | | | | |
| Precinct #1 | 350 | 16 | 0 | 81 | 0 | 244 | 32 | 0 | 0 | 73 | 1 | 106 |
| TOTAL CONVIS TOWNSHIP | 350 | 16 | 0 | 81 | 0 | 244 | 32 | 0 | 0 | 73 | 1 | 106 |
| ECKFORD TOWNSHIP | | | | | | | | | | | | |
| Precinct #1 | 380 | 24 | 1 | 110 | 8 | 286 | 29 | 0 | 1 | 58 | 4 | 92 |
| TOTAL ECKFORD TOWNSHIP | 380 | 24 | 1 | 110 | 8 | 286 | 29 | 0 | 1 | 58 | 4 | 92 |
| EMMETT CHARTER TOWNSHIP | | | | | | | | | | | | |
| Precinct #1 | 355 | 11 | 0 | 82 | 6 | 201 | 57 | 0 | 1 | 91 | 2 | 151 |
| Precinct #2 | 702 | 49 | 0 | 164 | 12 | 480 | 97 | 0 | 0 | 118 | 5 | 220 |
| Precinct #3 | 462 | 26 | 1 | 102 | 5 | 274 | 65 | 1 | 2 | 116 | 3 | 187 |
| Precinct #4 | 862 | 53 | 2 | 218 | 6 | 585 | 118 | 0 | 1 | 152 | 4 | 275 |
| TOTAL EMMETT CHARTER | 2381 | 139 | 3 | 566 | 29 | 1540 | 337 | 1 | 4 | 477 | 14 | 833 |
| FREDONIA TOWNSHIP | | | | | | | | | | | | |
| Precinct #1 | 394 | 27 | 0 | 98 | 2 | 273 | 48 | 0 | 0 | 69 | 4 | 121 |
| TOTAL FREDONIA TOWNSHIP | 394 | 27 | 0 | 98 | 2 | 273 | 48 | 0 | 0 | 69 | 4 | 121 |
| HOMER TOWNSHIP | | | | | | | | | | | | |
| Precinct #1 | 436 | 15 | 2 | 144 | 1 | 310 | 41 | 0 | 0 | 83 | 2 | 126 |
| TOTAL HOMER TOWNSHIP | 436 | 15 | 2 | 144 | 1 | 310 | 41 | 0 | 0 | 83 | 2 | 126 |

Official Results

| Precinct | Poll Book Totals | Marco Rubio Republican | Rick Santorum Republican | Donald J. Trump Republican | Uncommitted Republican | TOTALS | Hillary Clinton Democrat | Roque Rocky De La Fuente Democrat | Martin J. O'Malley Democrat | Bernie Sanders Democrat | Uncommitted Democrat | TOTALS |
|----------------------------------|------------------|------------------------|--------------------------|----------------------------|------------------------|--------|--------------------------|-----------------------------------|-----------------------------|-------------------------|----------------------|--------|
| LEE TOWNSHIP | | | | | | | | | | | | |
| Precinct #1 | 242 | 11 | 0 | 81 | 3 | 180 | 22 | 1 | 0 | 37 | 1 | 61 |
| TOTAL LEE TOWNSHIP | 242 | 11 | 0 | 81 | 3 | 180 | 22 | 1 | 0 | 37 | 1 | 61 |
| LERROY TOWNSHIP | | | | | | | | | | | | |
| Precinct #1 | 565 | 34 | 0 | 157 | 4 | 440 | 57 | 0 | 0 | 62 | 6 | 125 |
| Precinct #2 | 493 | 24 | 0 | 132 | 12 | 335 | 86 | 2 | 0 | 64 | 6 | 158 |
| TOTAL LERROY TOWNSHIP | 1058 | 58 | 0 | 289 | 16 | 775 | 143 | 2 | 0 | 126 | 12 | 283 |
| MARENGO TOWNSHIP | | | | | | | | | | | | |
| Precinct #1 | 479 | 37 | 1 | 134 | 0 | 344 | 48 | 0 | 1 | 85 | 1 | 135 |
| TOTAL MARENGO TOWNSHIP | 479 | 37 | 1 | 134 | 0 | 344 | 48 | 0 | 1 | 85 | 1 | 135 |
| MARSHALL TOWNSHIP | | | | | | | | | | | | |
| Precinct #1 | 499 | 40 | 1 | 101 | 13 | 342 | 59 | 0 | 1 | 84 | 13 | 157 |
| Precinct #2 | 391 | 34 | 0 | 66 | 3 | 274 | 44 | 0 | 0 | 68 | 5 | 117 |
| TOTAL MARSHALL TOWNSHIP | 890 | 74 | 1 | 167 | 16 | 616 | 103 | 0 | 1 | 152 | 18 | 274 |
| NEWTON TOWNSHIP | | | | | | | | | | | | |
| Precinct #1 | 709 | 42 | 0 | 191 | 9 | 522 | 87 | 0 | 0 | 93 | 7 | 187 |
| TOTAL NEWTON TOWNSHIP | 709 | 42 | 0 | 191 | 9 | 522 | 87 | 0 | 0 | 93 | 7 | 187 |
| PENNFIELD CHARTER TOWNSHIP | | | | | | | | | | | | |
| Precinct #1 | 775 | 42 | 1 | 200 | 13 | 508 | 105 | 0 | 0 | 155 | 7 | 267 |
| Precinct #2 | 538 | 30 | 3 | 96 | 1 | 292 | 112 | 0 | 0 | 124 | 10 | 246 |
| Precinct #3 | 824 | 46 | 1 | 203 | 10 | 548 | 114 | 0 | 0 | 158 | 4 | 276 |
| TOTAL PENNFIELD CHARTER TOWNSHIP | 2137 | 118 | 5 | 499 | 24 | 1348 | 331 | 0 | 0 | 437 | 21 | 789 |
| SHERIDAN TOWNSHIP | | | | | | | | | | | | |
| Precinct #1 | 328 | 11 | 0 | 102 | 0 | 208 | 47 | 0 | 0 | 72 | 1 | 120 |
| TOTAL SHERIDAN TOWNSHIP | 328 | 11 | 0 | 102 | 0 | 208 | 47 | 0 | 0 | 72 | 1 | 120 |
| TEKONSHA TOWNSHIP | | | | | | | | | | | | |
| Precinct #1 | 364 | 30 | 1 | 96 | 3 | 243 | 51 | 0 | 1 | 66 | 2 | 120 |
| TOTAL TEKONSHA TOWNSHIP | 364 | 30 | 1 | 96 | 3 | 243 | 51 | 0 | 1 | 66 | 2 | 120 |
| Totals | 27244 | 1430 | 27 | 5800 | 221 | 15923 | 5231 | 12 | 27 | 5812 | 201 | 11283 |

Official Results

CERTIFICATE OF DETERMINATION
AND/OR
OFFICIAL CANVASS

STATE OF MICHIGAN }
 } SS
COUNTY OF CALHOUN }

The Board of Canvassers of the County of Calhoun, having Ascertained and Canvassed the Votes of the County of Calhoun, for the said Presidential Primary Election, held on TUESDAY, the EIGHTH day of MARCH 2016.

DO HEREBY CERTIFY AND DETERMINE THAT THE FOLLOWING VOTES WERE CAST (All votes were received in the 3rd Congressional District):

That, Jeb Bush, received 153 (One hundred fifty-three) votes by the Republican Party for the office of President of the United States.
That, Ben Carson, received 346 (Three hundred forty-six) votes by the Republican Party for the office of President of the United States.
That, Chris Christie, received 43 (Forty-three) votes by the Republican Party for the office of President of the United States.
That, Ted Cruz, received 4,446 (Four thousand four hundred forty-six) votes by the Republican Party for the office of President of the United States.
That, Carly Fiorina, received 25 (Twenty-five) votes by the Republican Party for the office of President of the United States.
That, Lindsey Graham, received 6 (Six) votes by the Republican Party for the office of President of the United States.
That, Mike Huckabee, received 49 (Forty-nine) votes by the Republican Party for the office of President of the United States.
That, John R. Kasich, received 3,321 (Three thousand three hundred twenty-one) votes by the Republican Party for the office of President of the United States.
That, George Pataki, received 11 (Eleven) votes by the Republican Party for the office of President of the United States.
That, Rand Paul, received 45 (Forty-five) votes by the Republican Party for the office of President of the United States.
That, Marco Rubio, received 1,430 (One thousand four hundred thirty) votes by the Republican Party for the office of President of the United States.
That, Rick Santorum, received 27 (Twenty-seven) votes by the Republican Party for the office of President of the United States.
That, Donald J. Trump, received 5,800 (Five thousand eight hundred) votes by the Republican Party for the office of President of the United States.
That, Uncommitted, received 221 (Two hundred twenty-one) votes by the Republican Party for the office of President of the United States.
That, Hillary Clinton, received 5,231 (Five thousand two hundred thirty-one) votes by the Democratic Party for the office of President of the United States.
That, Roque Rocky De La Fuente, received 12 (Twelve) votes by the Democratic Party for the office of President of the United States.
That, Martin J. O'Malley, received 27 (Twenty-seven) votes by the Democratic Party for the office of President of the United States.
That, Bernie Sanders, received 5,812 (Five thousand eight hundred twelve) votes by the Democratic Party for the office of President of the United States.
That, Uncommitted, received 201 (Two hundred one) votes by the Democratic Party for the office of President of the United States.

IN WITNESS WHEREOF, We have hereunto set our hands and affixed the Seal of the County of Calhoun, this 14th day of March, 2016.

Levi B. Jones



Deann Pittman

Clerk of the County Board of Canvassers

SEAL



CANVASS OF VOTES CAST

-AT THE -

TUESDAY, March 8, 2016

Presidential Primary

-IN-

CASS COUNTY

AND CANVASSED BY THE BOARD OF CANVASSERS

OF

CASS COUNTY, MICHIGAN

2016-655 Pages: 41
FILED Cass County, Michigan
Monica Kennedy, County Clerk
03/10/2016 10:31 AM
CVReceipt #106981 Fee \$0.00

ClerkFiling



Cass_Mar2016_E
Page 26 of 41 2016-655
March 8, 2016
Summary Report
Cass County

| | | | |
|--|--------|---------|--------|
| Registration & Turnout | | 2,200 | Voters |
| Election Day Turnout | 0 | 0.00% | |
| AV Voting Locations Turnout | 0 | 0.00% | |
| Manual Entry Turnout | 1,672 | 75.91% | |
| SPR Host Turnout | 9,093 | 413.32% | |
| County Clerk Turnout | 0 | 0.00% | |
| Total ... | 10,765 | 489.23% | |
| Non Partisan Registration & Turnout | | 0 | Voters |
| Election Day Turnout | 0 | 0.00% | |
| AV Voting Locations Turnout | 0 | 0.00% | |
| Manual Entry Turnout | 0 | 0.00% | |
| SPR Host Turnout | 31 | 0.00% | |
| County Clerk Turnout | 0 | 0.00% | |
| Total ... | 31 | 0.00% | |
| Republican Registration & Turnout | | 0 | Voters |
| Election Day Turnout | 0 | 0.00% | |
| AV Voting Locations Turnout | 0 | 0.00% | |
| Manual Entry Turnout | 1,067 | 0.00% | |
| SPR Host Turnout | 6,225 | 0.00% | |
| County Clerk Turnout | 0 | 0.00% | |
| Total ... | 7,292 | 0.00% | |
| Democratic Registration & Turnout | | 0 | Voters |
| Election Day Turnout | 0 | 0.00% | |
| AV Voting Locations Turnout | 0 | 0.00% | |
| Manual Entry Turnout | 603 | 0.00% | |
| SPR Host Turnout | 2,837 | 0.00% | |
| County Clerk Turnout | 0 | 0.00% | |
| Total ... | 3,440 | 0.00% | |
| REP - US President | | 0/22 | 0.00% |
| Jeb Bush | 45 | 0.62% | |
| Ben Carson | 116 | 1.59% | |
| Chris Christie | 25 | 0.34% | |
| Ted Cruz | 2,470 | 33.90% | |
| Carly Fiorina | 5 | 0.07% | |
| Lindsey Graham | 3 | 0.04% | |
| Mike Huckabee | 18 | 0.25% | |
| John R. Kasich | 1,048 | 14.38% | |
| George Pataki | 6 | 0.08% | |
| Rand Paul | 22 | 0.30% | |
| Marco Rubio | 586 | 7.77% | |
| Rick Santorum | 11 | 0.15% | |
| Donald J. Trump | 2,859 | 39.24% | |
| Uncommitted | 92 | 1.26% | |
| Total ... | 7,286 | 100.00% | |
| DEM - US President | | 0/22 | 0.00% |
| Hillary Clinton | 1,657 | 48.38% | |
| Roque Rocky De La Fuente | 3 | 0.09% | |
| Martin J. O'Malley | 13 | 0.38% | |
| Bernie Sanders | 1,684 | 49.14% | |
| Uncommitted | 69 | 2.01% | |
| Total ... | 3,426 | 100.00% | |

Cass_Mar2016_E
Page 27 of 41 2016-655
March 8, 2016
Summary Report
Cass County

| | | | |
|-------------------------------------|------------------|------------|----------------|
| ity of Dowaglac Proposal | | 0/3 | 0.00% |
| YES | | 393 | 44.56% |
| NO | | 489 | 55.44% |
| | Total ... | 882 | 100.00% |
| Three Rivers School Proposal | | 0/2 | 0.00% |
| YES | | 46 | 26.44% |
| NO | | 128 | 73.56% |
| | Total ... | 174 | 100.00% |

March 8, 2016

Precinct Report

Cass County

alvin Township Precinct 1

| | | |
|--|------------|----------------|
| Registration & Turnout | | 100 |
| Election Day Turnout | 0 | 0.00% |
| AV Voting Locations Turnout | 0 | 0.00% |
| Manual Entry Turnout | 0 | 0.00% |
| SPR Host Turnout | 354 | 354.00% |
| County Clerk Turnout | 0 | 0.00% |
| Total... | 354 | 354.00% |
| Non Partisan Registration & Turnout | | 0 |
| Election Day Turnout | 0 | 0.00% |
| AV Voting Locations Turnout | 0 | 0.00% |
| Manual Entry Turnout | 0 | 0.00% |
| SPR Host Turnout | 0 | 0.00% |
| County Clerk Turnout | 0 | 0.00% |
| Total... | 0 | 0.00% |
| Republican Registration & Turnout | | 0 |
| Election Day Turnout | 0 | 0.00% |
| AV Voting Locations Turnout | 0 | 0.00% |
| Manual Entry Turnout | 0 | 0.00% |
| SPR Host Turnout | 198 | 0.00% |
| County Clerk Turnout | 0 | 0.00% |
| Total... | 198 | 0.00% |
| Democratic Registration & Turnout | | 0 |
| Election Day Turnout | 0 | 0.00% |
| AV Voting Locations Turnout | 0 | 0.00% |
| Manual Entry Turnout | 0 | 0.00% |
| SPR Host Turnout | 156 | 0.00% |
| County Clerk Turnout | 0 | 0.00% |
| Total... | 156 | 0.00% |
| REP - US President | | |
| Jeb Bush | 1 | 0.51% |
| Ben Carson | 1 | 0.51% |
| Chris Christie | 1 | 0.51% |
| Ted Cruz | 82 | 41.41% |
| Carly Fiorina | 1 | 0.51% |
| Lindsey Graham | 0 | 0.00% |
| Mike Huckabee | 0 | 0.00% |
| John R. Kasich | 21 | 10.61% |
| George Pataki | 0 | 0.00% |
| Rand Paul | 1 | 0.51% |
| Marco Rubio | 11 | 5.56% |
| Rick Santorum | 0 | 0.00% |
| Donald J. Trump | 78 | 39.39% |
| Uncommitted | 1 | 0.51% |
| Total... | 198 | 100.00% |
| DEM - US President | | |
| Hillary Clinton | 83 | 53.90% |
| Roque Rocky De La Fuente | 1 | 0.65% |
| Martin J. O'Malley | 0 | 0.00% |
| Bernie Sanders | 65 | 42.21% |
| Uncommitted | 5 | 3.25% |
| Total... | 154 | 100.00% |

Cass_Mar2016_E

March 8, 2016

Precinct Report

Cass County

oward Township Precinct 1

| | | |
|--|------------|----------------|
| Registration & Turnout | | 100 |
| Election Day Turnout | 0 | 0.00% |
| AV Voting Locations Turnout | 0 | 0.00% |
| Manual Entry Turnout | 0 | 0.00% |
| SPR Host Turnout | 500 | 500.00% |
| County Clerk Turnout | 0 | 0.00% |
| Total... | 500 | 500.00% |
| Non Partisan Registration & Turnout | | 0 |
| Election Day Turnout | 0 | 0.00% |
| AV Voting Locations Turnout | 0 | 0.00% |
| Manual Entry Turnout | 0 | 0.00% |
| SPR Host Turnout | 0 | 0.00% |
| County Clerk Turnout | 0 | 0.00% |
| Total... | 0 | 0.00% |
| Republican Registration & Turnout | | 0 |
| Election Day Turnout | 0 | 0.00% |
| AV Voting Locations Turnout | 0 | 0.00% |
| Manual Entry Turnout | 0 | 0.00% |
| SPR Host Turnout | 368 | 0.00% |
| County Clerk Turnout | 0 | 0.00% |
| Total... | 368 | 0.00% |
| Democratic Registration & Turnout | | 0 |
| Election Day Turnout | 0 | 0.00% |
| AV Voting Locations Turnout | 0 | 0.00% |
| Manual Entry Turnout | 0 | 0.00% |
| SPR Host Turnout | 132 | 0.00% |
| County Clerk Turnout | 0 | 0.00% |
| Total... | 132 | 0.00% |
| REP - US President | | |
| Jeb Bush | 1 | 0.27% |
| Ben Carson | 8 | 2.17% |
| Chris Christie | 3 | 0.82% |
| Ted Cruz | 141 | 38.32% |
| Carly Fiorina | 2 | 0.54% |
| Lindsey Graham | 0 | 0.00% |
| Mike Huckabee | 0 | 0.00% |
| John R. Kasich | 55 | 14.95% |
| George Pataki | 0 | 0.00% |
| Rand Paul | 0 | 0.00% |
| Marco Rubio | 16 | 4.35% |
| Rick Santorum | 0 | 0.00% |
| Donald J. Trump | 140 | 38.04% |
| Uncommitted | 2 | 0.54% |
| Total... | 368 | 100.00% |
| DEM - US President | | |
| Hillary Clinton | 60 | 45.45% |
| Roque Rocky De La Fuente | 0 | 0.00% |
| Martin J. O'Malley | 0 | 0.00% |
| Bernie Sanders | 71 | 53.79% |
| Uncommitted | 1 | 0.76% |
| Total... | 132 | 100.00% |

March 8, 2016

Precinct Report

Cass County

Howard Township Precinct 2

| | | |
|--|------------|----------------|
| Registration & Turnout | | 100 |
| Election Day Turnout | 0 | 0.00% |
| AV Voting Locations Turnout | 0 | 0.00% |
| Manual Entry Turnout | 0 | 0.00% |
| SPR Host Turnout | 529 | 529.00% |
| County Clerk Turnout | 0 | 0.00% |
| Total... | 529 | 529.00% |
| Non Partisan Registration & Turnout | | 0 |
| Election Day Turnout | 0 | 0.00% |
| AV Voting Locations Turnout | 0 | 0.00% |
| Manual Entry Turnout | 0 | 0.00% |
| SPR Host Turnout | 0 | 0.00% |
| County Clerk Turnout | 0 | 0.00% |
| Total... | 0 | 0.00% |
| Republican Registration & Turnout | | 0 |
| Election Day Turnout | 0 | 0.00% |
| AV Voting Locations Turnout | 0 | 0.00% |
| Manual Entry Turnout | 0 | 0.00% |
| SPR Host Turnout | 363 | 0.00% |
| County Clerk Turnout | 0 | 0.00% |
| Total... | 363 | 0.00% |
| Democratic Registration & Turnout | | 0 |
| Election Day Turnout | 0 | 0.00% |
| AV Voting Locations Turnout | 0 | 0.00% |
| Manual Entry Turnout | 0 | 0.00% |
| SPR Host Turnout | 166 | 0.00% |
| County Clerk Turnout | 0 | 0.00% |
| Total... | 166 | 0.00% |
| REP - US President | | |
| Jeb Bush | 1 | 0.28% |
| Ben Carson | 5 | 1.38% |
| Chris Christie | 0 | 0.00% |
| Ted Cruz | 123 | 33.88% |
| Carly Fiorina | 0 | 0.00% |
| Lindsey Graham | 0 | 0.00% |
| Mike Huckabee | 2 | 0.55% |
| John R. Kasich | 57 | 15.70% |
| George Pataki | 1 | 0.28% |
| Rand Paul | 1 | 0.28% |
| Marco Rubio | 29 | 7.99% |
| Rick Santorum | 0 | 0.00% |
| Donald J. Trump | 143 | 39.39% |
| Uncommitted | 1 | 0.28% |
| Total... | 363 | 100.00% |
| DEM - US President | | |
| Hillary Clinton | 83 | 50.30% |
| Roque Rocky De La Fuente | 0 | 0.00% |
| Martin J. O'Malley | 0 | 0.00% |
| Bernie Sanders | 82 | 49.70% |
| Uncommitted | 0 | 0.00% |
| Total... | 165 | 0.00% |

March 8, 2016

Precinct Report

Cass County

Howard Township Precinct 3

| | | | |
|--|-----|---------|-----|
| Registration & Turnout | | | 100 |
| Election Day Turnout | 0 | 0.00% | |
| AV Voting Locations Turnout | 0 | 0.00% | |
| Manual Entry Turnout | 0 | 0.00% | |
| SPR Host Turnout | 304 | 304.00% | |
| County Clerk Turnout | 0 | 0.00% | |
| Total... | 304 | 304.00% | |
| Non Partisan Registration & Turnout | | | 0 |
| Election Day Turnout | 0 | 0.00% | |
| AV Voting Locations Turnout | 0 | 0.00% | |
| Manual Entry Turnout | 0 | 0.00% | |
| SPR Host Turnout | 0 | 0.00% | |
| County Clerk Turnout | 0 | 0.00% | |
| Total... | 0 | 0.00% | |
| Republican Registration & Turnout | | | 0 |
| Election Day Turnout | 0 | 0.00% | |
| AV Voting Locations Turnout | 0 | 0.00% | |
| Manual Entry Turnout | 0 | 0.00% | |
| SPR Host Turnout | 210 | 0.00% | |
| County Clerk Turnout | 0 | 0.00% | |
| Total... | 210 | 0.00% | |
| Democratic Registration & Turnout | | | 0 |
| Election Day Turnout | 0 | 0.00% | |
| V Voting Locations Turnout | 0 | 0.00% | |
| Manual Entry Turnout | 0 | 0.00% | |
| SPR Host Turnout | 94 | 0.00% | |
| County Clerk Turnout | 0 | 0.00% | |
| Total... | 94 | 0.00% | |
| REP - US President | | | |
| Jeb Bush | 0 | 0.00% | |
| Ben Carson | 4 | 1.90% | |
| Chris Christie | 0 | 0.00% | |
| Ted Cruz | 82 | 39.05% | |
| Cathy Fiorina | 0 | 0.00% | |
| Lindsey Graham | 0 | 0.00% | |
| Mike Huckabee | 0 | 0.00% | |
| John R. Kasich | 19 | 9.05% | |
| George Pataki | 1 | 0.48% | |
| Rand Paul | 1 | 0.48% | |
| Marco Rubio | 9 | 4.29% | |
| Rick Santorum | 0 | 0.00% | |
| Donald J. Trump | 94 | 44.76% | |
| Uncommitted | 0 | 0.00% | |
| Total... | 210 | 0.00% | |
| DEM - US President | | | |
| Hillary Clinton | 47 | 50.00% | |
| Roque Rocky De La Fuente | 0 | 0.00% | |
| Martin J. O'Malley | 1 | 1.06% | |
| Iemie Sanders | 44 | 46.81% | |
| Incommitted | 2 | 2.13% | |
| Total... | 94 | 100.00% | |

March 8, 2016

Precinct Report

Cass County

Jefferson Township Precinct 1

| Registration & Turnout | | | 100 |
|-----------------------------|-----|---------|-----|
| Election Day Turnout | 0 | 0.00% | |
| AV Voting Locations Turnout | 0 | 0.00% | |
| Manual Entry Turnout | 0 | 0.00% | |
| SPR Host Turnout | 603 | 603.00% | |
| County Clerk Turnout | 0 | 0.00% | |
| Total... | 603 | 603.00% | |

| Non Partisan Registration & Turnout | | | 0 |
|-------------------------------------|---|-------|---|
| Election Day Turnout | 0 | 0.00% | |
| AV Voting Locations Turnout | 0 | 0.00% | |
| Manual Entry Turnout | 0 | 0.00% | |
| SPR Host Turnout | 0 | 0.00% | |
| County Clerk Turnout | 0 | 0.00% | |
| Total... | 0 | 0.00% | |

| Republican Registration & Turnout | | | 0 |
|-----------------------------------|-----|-------|---|
| Election Day Turnout | 0 | 0.00% | |
| AV Voting Locations Turnout | 0 | 0.00% | |
| Manual Entry Turnout | 0 | 0.00% | |
| SPR Host Turnout | 385 | 0.00% | |
| County Clerk Turnout | 0 | 0.00% | |
| Total... | 385 | 0.00% | |

| Democratic Registration & Turnout | | | 0 |
|-----------------------------------|-----|-------|---|
| Election Day Turnout | 0 | 0.00% | |
| AV Voting Locations Turnout | 0 | 0.00% | |
| Manual Entry Turnout | 0 | 0.00% | |
| SPR Host Turnout | 218 | 0.00% | |
| County Clerk Turnout | 0 | 0.00% | |
| Total... | 218 | 0.00% | |

| REP - US President | | | |
|--------------------|-----|---------|--|
| Jeb Bush | 2 | 0.52% | |
| Ben Carson | 4 | 1.04% | |
| Chris Christie | 0 | 0.00% | |
| Ted Cruz | 145 | 37.86% | |
| Carly Fiorina | 0 | 0.00% | |
| Lindsay Graham | 0 | 0.00% | |
| Mike Huckabee | 1 | 0.26% | |
| John R. Kasich | 58 | 15.06% | |
| George Palaki | 0 | 0.00% | |
| Rand Paul | 0 | 0.00% | |
| Marco Rubio | 35 | 9.09% | |
| Rick Santorum | 0 | 0.00% | |
| Donald J. Trump | 135 | 35.06% | |
| Uncommitted | 5 | 1.30% | |
| Total... | 385 | 100.00% | |

| DEM - US President | | | |
|--------------------------|-----|--------|--|
| Hillary Clinton | 83 | 38.07% | |
| Roque Rocky De La Fuente | 0 | 0.00% | |
| Martin J. O'Malley | 1 | 0.46% | |
| Jerome Sanders | 134 | 61.47% | |
| Uncommitted | 0 | 0.00% | |
| Total... | 218 | 0.00% | |

March 8, 2016

Precinct Report

Cass County

aGrange Township Precinct 1

| | | |
|--|------------|----------------|
| Registration & Turnout | | 100 |
| Election Day Turnout | 0 | 0.00% |
| AV Voting Locations Turnout | 0 | 0.00% |
| Manual Entry Turnout | 622 | |
| SPR Host Turnout | 0 | 0.00% |
| County Clerk Turnout | 0 | 0.00% |
| Total... | 622 | |
| Non Partisan Registration & Turnout | | 0 |
| Election Day Turnout | 0 | 0.00% |
| AV Voting Locations Turnout | 0 | 0.00% |
| Manual Entry Turnout | 0 | 0.00% |
| SPR Host Turnout | 0 | 0.00% |
| County Clerk Turnout | 0 | 0.00% |
| Total... | 0 | 0.00% |
| Republican Registration & Turnout | | 0 |
| Election Day Turnout | 0 | 0.00% |
| AV Voting Locations Turnout | 0 | 0.00% |
| Manual Entry Turnout | 333 | 0.00% |
| SPR Host Turnout | 0 | 0.00% |
| County Clerk Turnout | 0 | 0.00% |
| Total... | 333 | 0.00% |
| Democratic Registration & Turnout | | 0 |
| Election Day Turnout | 0 | 0.00% |
| AV Voting Locations Turnout | 0 | 0.00% |
| Manual Entry Turnout | 289 | 0.00% |
| SPR Host Turnout | 0 | 0.00% |
| County Clerk Turnout | 0 | 0.00% |
| Total... | 289 | 0.00% |
| REP - US President | | |
| Jeb Bush | 1 | 0.30% |
| Ben Carson | 5 | 1.50% |
| Chris Christie | 1 | 0.30% |
| Ted Cruz | 115 | 34.53% |
| Carly Fiorina | 0 | 0.00% |
| Lindsey Graham | 0 | 0.00% |
| Mike Huckabee | 0 | 0.00% |
| John R. Kasich | 57 | 17.12% |
| George Pataki | 0 | 0.00% |
| Rand Paul | 1 | 0.30% |
| Marco Rubio | 31 | 9.31% |
| Rick Santorum | 0 | 0.00% |
| Donald J. Trump | 115 | 34.53% |
| Uncommitted | 7 | 2.10% |
| Total... | 333 | 100.00% |
| DEM - US President | | |
| Hillary Clinton | 144 | 50.00% |
| Roque Rocky De La Fuente | 1 | 0.35% |
| Martin J. O'Malley | 2 | 0.69% |
| Bernie Sanders | 136 | 46.88% |
| Uncommitted | 6 | 2.08% |
| Total... | 136 | 100.00% |

March 8, 2016

Precinct Report

Cass County

Iarcellus Township Precinct 1

| | | |
|--|------------|----------------|
| Registration & Turnout | | 100 |
| Election Day Turnout | 0 | 0.00% |
| AV Voting Locations Turnout | 0 | 0.00% |
| Manual Entry Turnout | 0 | 0.00% |
| SPR Host Turnout | 506 | 506.00% |
| County Clerk Turnout | 0 | 0.00% |
| Total... | 506 | 506.00% |
| Non Partisan Registration & Turnout | | 0 |
| Election Day Turnout | 0 | 0.00% |
| AV Voting Locations Turnout | 0 | 0.00% |
| Manual Entry Turnout | 0 | 0.00% |
| SPR Host Turnout | 0 | 0.00% |
| County Clerk Turnout | 0 | 0.00% |
| Total... | 0 | 0.00% |
| Republican Registration & Turnout | | 0 |
| Election Day Turnout | 0 | 0.00% |
| AV Voting Locations Turnout | 0 | 0.00% |
| Manual Entry Turnout | 0 | 0.00% |
| SPR Host Turnout | 304 | 0.00% |
| County Clerk Turnout | 0 | 0.00% |
| Total... | 304 | 0.00% |
| Democratic Registration & Turnout | | 0 |
| Election Day Turnout | 0 | 0.00% |
| AV Voting Locations Turnout | 0 | 0.00% |
| Manual Entry Turnout | 0 | 0.00% |
| SPR Host Turnout | 202 | 0.00% |
| County Clerk Turnout | 0 | 0.00% |
| Total... | 202 | 0.00% |
| REP - US President | | |
| Jeb Bush | 1 | 0.33% |
| Ben Carson | 3 | 0.99% |
| Chris Christie | 1 | 0.33% |
| Ted Cruz | 80 | 26.40% |
| Carly Fiorina | 0 | 0.00% |
| Lindsey Graham | 1 | 0.33% |
| Mike Huckabee | 2 | 0.66% |
| John R. Kasich | 48 | 15.84% |
| George Palaki | 0 | 0.00% |
| Rand Paul | 1 | 0.33% |
| Marco Rubio | 20 | 6.60% |
| Rick Santorum | 0 | 0.00% |
| Donald J. Trump | 143 | 47.19% |
| Uncommitted | 3 | 0.99% |
| Total... | 303 | 100.00% |
| DEM - US President | | |
| Hillary Clinton | 73 | 36.50% |
| Roque Rocky De La Fuente | 0 | 0.00% |
| Martin J. O'Malley | 1 | 0.50% |
| Bernie Sanders | 119 | 59.50% |
| Uncommitted | 7 | 3.50% |
| Total... | 200 | 100.00% |

March 8, 2016

Precinct Report

Cass County

Iason Township Precinct 1

| | | |
|--|------------|----------------|
| Registration & Turnout | | 100 |
| Election Day Turnout | 0 | 0.00% |
| AV Voting Locations Turnout | 0 | 0.00% |
| Manual Entry Turnout | 0 | 0.00% |
| SPR Host Turnout | 520 | 520.00% |
| County Clerk Turnout | 0 | 0.00% |
| Total... | 520 | 520.00% |
| Non Partisan Registration & Turnout | | 0 |
| Election Day Turnout | 0 | 0.00% |
| AV Voting Locations Turnout | 0 | 0.00% |
| Manual Entry Turnout | 0 | 0.00% |
| SPR Host Turnout | 0 | 0.00% |
| County Clerk Turnout | 0 | 0.00% |
| Total... | 0 | 0.00% |
| Republican Registration & Turnout | | 0 |
| Election Day Turnout | 0 | 0.00% |
| AV Voting Locations Turnout | 0 | 0.00% |
| Manual Entry Turnout | 0 | 0.00% |
| SPR Host Turnout | 409 | 0.00% |
| County Clerk Turnout | 0 | 0.00% |
| Total... | 409 | 0.00% |
| Democratic Registration & Turnout | | 0 |
| Election Day Turnout | 0 | 0.00% |
| AV Voting Locations Turnout | 0 | 0.00% |
| Manual Entry Turnout | 0 | 0.00% |
| SPR Host Turnout | 111 | 0.00% |
| County Clerk Turnout | 0 | 0.00% |
| Total... | 111 | 0.00% |
| REP - US President | | |
| Jeb Bush | 3 | 0.73% |
| Ben Carson | 6 | 1.47% |
| Chns Christie | 2 | 0.49% |
| Ted Cruz | 149 | 36.43% |
| Carly Fiorina | 1 | 0.24% |
| Lindsey Graham | 0 | 0.00% |
| Mike Huckabee | 1 | 0.24% |
| John R. Kasich | 46 | 11.25% |
| George Pataki | 0 | 0.00% |
| Rand Paul | 2 | 0.49% |
| Marco Rubio | 24 | 5.87% |
| Rick Santorum | 2 | 0.49% |
| Donald J. Trump | 172 | 42.05% |
| Uncommitted | 1 | 0.24% |
| Total... | 409 | 100.00% |
| DEM - US President | | |
| Hillary Clinton | 44 | 39.54% |
| Roque Rocky De La Fuente | 0 | 0.00% |
| Martin J. O'Malley | 3 | 2.70% |
| Bernie Sanders | 61 | 54.95% |
| Uncommitted | 3 | 2.70% |
| Total... | 111 | 100.00% |

March 8, 2016

Precinct Report

Cass County

Ilton Township Precinct 1

| | | | |
|--|-----|---------|-----|
| Registration & Turnout | | | 100 |
| Election Day Turnout | 0 | 0.00% | |
| AV Voting Locations Turnout | 0 | 0.00% | |
| Manual Entry Turnout | 0 | 0.00% | |
| SPR Host Turnout | 814 | 814.00% | |
| County Clerk Turnout | 0 | 0.00% | |
| Total... | 814 | 814.00% | |
| Non Partisan Registration & Turnout | | | 0 |
| Election Day Turnout | 0 | 0.00% | |
| AV Voting Locations Turnout | 0 | 0.00% | |
| Manual Entry Turnout | 0 | 0.00% | |
| SPR Host Turnout | 0 | 0.00% | |
| County Clerk Turnout | 0 | 0.00% | |
| Total .. | 0 | 0.00% | |
| Republican Registration & Turnout | | | 0 |
| Election Day Turnout | 0 | 0.00% | |
| AV Voting Locations Turnout | 0 | 0.00% | |
| Manual Entry Turnout | 0 | 0.00% | |
| SPR Host Turnout | 627 | 0.00% | |
| County Clerk Turnout | 0 | 0.00% | |
| Total... | 627 | 0.00% | |
| Democratic Registration & Turnout | | | 0 |
| Election Day Turnout | 0 | 0.00% | |
| AV Voting Locations Turnout | 0 | 0.00% | |
| Manual Entry Turnout | 0 | 0.00% | |
| SPR Host Turnout | 187 | 0.00% | |
| County Clerk Turnout | 0 | 0.00% | |
| Total... | 187 | 0.00% | |
| REP - US President | | | |
| Jeb Bush | 5 | 0.80% | |
| Ben Carson | 10 | 1.60% | |
| Chris Christie | 2 | 0.32% | |
| Ted Cruz | 238 | 38.02% | |
| Carly Fiorina | 0 | 0.00% | |
| Lindsey Graham | 0 | 0.00% | |
| Mike Huckabee | 0 | 0.00% | |
| John R. Kasich | 79 | 12.62% | |
| George Pataki | 1 | 0.16% | |
| Rand Paul | 0 | 0.00% | |
| Marco Rubio | 42 | 6.71% | |
| Rick Santorum | 1 | 0.16% | |
| Donald J. Trump | 239 | 38.18% | |
| Uncommitted | 9 | 1.44% | |
| Total... | 626 | 100.00% | |
| DEM - US President | | | |
| Hillary Clinton | 100 | 53.76% | |
| Roque Rocky De La Fuente | 0 | 0.00% | |
| Martin J. O'Malley | 0 | 0.00% | |
| Bernie Sanders | 84 | 45.16% | |
| Uncommitted | 2 | 1.08% | |
| Total... | 186 | 100.00% | |

March 8, 2016

Precinct Report

Cass County

Newberg Township Precinct 1

| | | | |
|--|-----|---------|-----|
| Registration & Turnout | | | 100 |
| Election Day Turnout | 0 | 0.00% | |
| AV Voting Locations Turnout | 0 | 0.00% | |
| Manual Entry Turnout | 373 | | |
| SPR Host Turnout | 0 | 0.00% | |
| County Clerk Turnout | 0 | 0.00% | |
| Total... | 373 | | |
| Non Partisan Registration & Turnout | | | 0 |
| Election Day Turnout | 0 | 0.00% | |
| AV Voting Locations Turnout | 0 | 0.00% | |
| Manual Entry Turnout | 0 | 0.00% | |
| SPR Host Turnout | 0 | 0.00% | |
| County Clerk Turnout | 0 | 0.00% | |
| Total... | 0 | 0.00% | |
| Republican Registration & Turnout | | | 0 |
| Election Day Turnout | 0 | 0.00% | |
| AV Voting Locations Turnout | 0 | 0.00% | |
| Manual Entry Turnout | 256 | 0.00% | |
| SPR Host Turnout | 0 | 0.00% | |
| County Clerk Turnout | 0 | 0.00% | |
| Total... | 256 | 0.00% | |
| Democratic Registration & Turnout | | | 0 |
| Election Day Turnout | 0 | 0.00% | |
| AV Voting Locations Turnout | 0 | 0.00% | |
| Manual Entry Turnout | 116 | 0.00% | |
| SPR Host Turnout | 0 | 0.00% | |
| County Clerk Turnout | 0 | 0.00% | |
| Total... | 116 | 0.00% | |
| REP - US President | | | |
| Jeb Bush | 1 | 0.39% | |
| Ben Carson | 0 | 0.00% | |
| Chris Christie | 0 | 0.00% | |
| Ted Cruz | 90 | 35.16% | |
| Carly Fiorina | 0 | 0.00% | |
| Lindsey Graham | 0 | 0.00% | |
| Mike Huckabee | 0 | 0.00% | |
| John R. Kasich | 47 | 18.36% | |
| George Pataki | 0 | 0.00% | |
| Rand Paul | 0 | 0.00% | |
| Marco Rubio | 20 | 7.81% | |
| Rick Santorum | 0 | 0.00% | |
| Donald J. Trump | 93 | 36.33% | |
| Uncommitted | 5 | 1.95% | |
| Total... | 256 | 100.00% | |
| DEM - US President | | | |
| Hillary Clinton | 43 | 38.39% | |
| Roque Rocky De La Fuente | 0 | 0.00% | |
| Martin J. O'Malley | 0 | 0.00% | |
| Bernie Sanders | 69 | 61.61% | |
| Uncommitted | 3 | 0.00% | |
| Total... | 115 | 100.00% | |
| Three Rivers School Proposal | | | |
| YES | 42 | 26.58% | |

March 10, 2016 8:46 AM

March 8, 2016

Precinct Report

Cass County

ewberg Township Precinct 1

Three Rivers School Proposal

| | | |
|-----------------|------------|----------------|
| NO | 116 | 73.42% |
| Total... | 158 | 100.00% |

Ontwa Township Precinct 1

| | | |
|-----------------------------------|------------|----------------|
| Registration & Turnout | | 100 |
| Election Day Turnout | 0 | 0.00% |
| AV Voting Locations Turnout | 0 | 0.00% |
| Manual Entry Turnout | 0 | 0.00% |
| SPR Host Turnout | 595 | 595.00% |
| County Clerk Turnout | 0 | 0.00% |
| Total... | 595 | 595.00% |

| | | |
|--|----------|--------------|
| Non Partisan Registration & Turnout | | 0 |
| Election Day Turnout | 0 | 0.00% |
| AV Voting Locations Turnout | 0 | 0.00% |
| Manual Entry Turnout | 0 | 0.00% |
| SPR Host Turnout | 0 | 0.00% |
| County Clerk Turnout | 0 | 0.00% |
| Total... | 0 | 0.00% |

| | | |
|--|------------|--------------|
| Republican Registration & Turnout | | 0 |
| Election Day Turnout | 0 | 0.00% |
| AV Voting Locations Turnout | 0 | 0.00% |
| Manual Entry Turnout | 0 | 0.00% |
| SPR Host Turnout | 436 | 0.00% |
| County Clerk Turnout | 0 | 0.00% |
| Total... | 436 | 0.00% |

| | | |
|--|------------|--------------|
| Democratic Registration & Turnout | | 0 |
| Election Day Turnout | 0 | 0.00% |
| AV Voting Locations Turnout | 0 | 0.00% |
| Manual Entry Turnout | 0 | 0.00% |
| SPR Host Turnout | 159 | 0.00% |
| County Clerk Turnout | 0 | 0.00% |
| Total... | 159 | 0.00% |

| | | |
|---------------------------|------------|----------------|
| REP - US President | | |
| Jeb Bush | 1 | 0.23% |
| Ben Carson | 6 | 1.38% |
| Chris Christie | 1 | 0.23% |
| Ted Cruz | 145 | 33.26% |
| Carly Fiorina | 0 | 0.00% |
| Lindsey Graham | 0 | 0.00% |
| Mike Huckabee | 2 | 0.46% |
| John R. Kasich | 65 | 14.91% |
| George Pataki | 0 | 0.00% |
| Rand Paul | 0 | 0.00% |
| Marco Rubio | 32 | 7.34% |
| Rick Santorum | 0 | 0.00% |
| Donald J. Trump | 179 | 41.06% |
| Uncommitted | 5 | 1.15% |
| Total... | 435 | 100.00% |

| | | |
|---------------------------|----|--------|
| DEM - US President | | |
| Hillary Clinton | 76 | 48.10% |
| Roque Rocky De La Fuente | 0 | 0.00% |
| Martin J. O'Malley | 1 | 0.63% |

March 10, 2016 8:46 AM

Page 11 of 23

March 8, 2018

Precinct Report

Cass County

Ontwa Township Precinct 1

DEM - US President

| | | |
|-----------------|------------|----------------|
| Bernie Sanders | 78 | 48.10% |
| Uncommitted | 5 | 3.16% |
| Total... | 158 | 100.00% |

Ontwa Township Precinct 2

Registration & Turnout 100

| | | |
|-----------------------------|------------|----------------|
| Election Day Turnout | 0 | 0.00% |
| AV Voting Locations Turnout | 0 | 0.00% |
| Manual Entry Turnout | 0 | 0.00% |
| SPR Host Turnout | 711 | 711.00% |
| County Clerk Turnout | 0 | 0.00% |
| Total... | 711 | 711.00% |

Non Partisan Registration & Turnout 0

| | | |
|-----------------------------|----------|--------------|
| Election Day Turnout | 0 | 0.00% |
| AV Voting Locations Turnout | 0 | 0.00% |
| Manual Entry Turnout | 0 | 0.00% |
| SPR Host Turnout | 0 | 0.00% |
| County Clerk Turnout | 0 | 0.00% |
| Total... | 0 | 0.00% |

Republican Registration & Turnout 0

| | | |
|-----------------------------|------------|--------------|
| Election Day Turnout | 0 | 0.00% |
| AV Voting Locations Turnout | 0 | 0.00% |
| Manual Entry Turnout | 0 | 0.00% |
| SPR Host Turnout | 520 | 0.00% |
| County Clerk Turnout | 0 | 0.00% |
| Total... | 620 | 0.00% |

Democratic Registration & Turnout 0

| | | |
|-----------------------------|------------|--------------|
| Election Day Turnout | 0 | 0.00% |
| AV Voting Locations Turnout | 0 | 0.00% |
| Manual Entry Turnout | 0 | 0.00% |
| SPR Host Turnout | 191 | 0.00% |
| County Clerk Turnout | 0 | 0.00% |
| Total... | 191 | 0.00% |

REP - US President

| | | |
|-----------------|------------|----------------|
| Jeb Bush | 4 | 0.77% |
| Ben Carson | 4 | 0.77% |
| Chris Christie | 2 | 0.38% |
| Ted Cruz | 167 | 32.12% |
| Carly Fiorina | 0 | 0.00% |
| Lindsey Graham | 0 | 0.00% |
| Mike Huckabee | 2 | 0.38% |
| John R. Kasich | 84 | 16.15% |
| George Pataki | 1 | 0.19% |
| Rand Paul | 1 | 0.19% |
| Marco Rubio | 47 | 9.04% |
| Rick Santorum | 4 | 0.77% |
| Donald J. Trump | 196 | 37.89% |
| Uncommitted | 8 | 1.54% |
| Total... | 520 | 100.00% |

DEM - US President

| | | |
|--------------------------|----|--------|
| Hillary Clinton | 96 | 50.53% |
| Roque Rocky De La Fuente | 0 | 0.00% |

March 10, 2016 8:46 AM

Page 12 of 23

March 8, 2016

Precinct Report

Cass County

Penn Township Precinct 2

DEM - US President

| | | |
|--------------------|------------|----------------|
| Martin J. O'Malley | 0 | 0.00% |
| Bernie Sanders | 93 | 48.95% |
| Uncommitted | 1 | 0.53% |
| Total... | 190 | 100.00% |

Penn Township Precinct 1

Registration & Turnout 100

| | | |
|-----------------------------|------------|----------------|
| Election Day Turnout | 0 | 0.00% |
| AV Voting Locations Turnout | 0 | 0.00% |
| Manual Entry Turnout | 401 | 401.00% |
| SPR Host Turnout | 0 | 0.00% |
| County Clerk Turnout | 0 | 0.00% |
| Total... | 401 | 401.00% |

Non Partisan Registration & Turnout 0

| | | |
|-----------------------------|----------|--------------|
| Election Day Turnout | 0 | 0.00% |
| AV Voting Locations Turnout | 0 | 0.00% |
| Manual Entry Turnout | 0 | 0.00% |
| SPR Host Turnout | 0 | 0.00% |
| County Clerk Turnout | 0 | 0.00% |
| Total... | 0 | 0.00% |

Republican Registration & Turnout 0

| | | |
|-----------------------------|------------|--------------|
| Election Day Turnout | 0 | 0.00% |
| AV Voting Locations Turnout | 0 | 0.00% |
| Manual Entry Turnout | 266 | 0.00% |
| SPR Host Turnout | 0 | 0.00% |
| County Clerk Turnout | 0 | 0.00% |
| Total... | 266 | 0.00% |

Democratic Registration & Turnout 0

| | | |
|-----------------------------|------------|--------------|
| Election Day Turnout | 0 | 0.00% |
| AV Voting Locations Turnout | 0 | 0.00% |
| Manual Entry Turnout | 135 | 0.00% |
| SPR Host Turnout | 0 | 0.00% |
| County Clerk Turnout | 0 | 0.00% |
| Total... | 135 | 0.00% |

REP - US President

| | | |
|-----------------|------------|----------------|
| Jeb Bush | 0 | 0.00% |
| Ben Carson | 3 | 1.13% |
| Chris Christie | 2 | 0.75% |
| Ted Cruz | 99 | 37.36% |
| Carly Fiorina | 0 | 0.00% |
| Lindsey Graham | 0 | 0.00% |
| Mike Huckabee | 2 | 0.75% |
| John R. Kasich | 40 | 15.09% |
| George Pataki | 0 | 0.00% |
| Rand Paul | 0 | 0.00% |
| Marco Rubio | 25 | 9.43% |
| Rick Santorum | 1 | 0.38% |
| Donald J. Trump | 93 | 35.09% |
| Uncommitted | 0 | 0.00% |
| Total .. | 265 | 100.00% |

DEM - US President

| | | |
|-----------------|----|--------|
| Hillary Clinton | 82 | 60.74% |
|-----------------|----|--------|

March 10, 2016 8:46 AM

Cass_Mar2016_F Page 15 of 41 2016-655
 March 8, 2016
 Precinct Report
 Cass County

Penn Township Precinct 1

DEM - US President

| | | |
|--------------------------|------------|----------------|
| Roque Rocky De La Fuente | 0 | 0.00% |
| Martin J O'Malley | 0 | 0.00% |
| Bernie Sanders | 52 | 38.52% |
| Uncommitted | 1 | 0.74% |
| Total... | 135 | 100.00% |

Pokagon Township Precinct 1

Registration & Turnout 100

| | | |
|-----------------------------|------------|----------------|
| Election Day Turnout | 0 | 0.00% |
| AV Voting Locations Turnout | 0 | 0.00% |
| Manual Entry Turnout | 0 | 0.00% |
| SPR Host Turnout | 527 | 527.00% |
| County Clerk Turnout | 0 | 0.00% |
| Total... | 527 | 527.00% |

Non Partisan Registration & Turnout 0

| | | |
|-----------------------------|----------|--------------|
| Election Day Turnout | 0 | 0.00% |
| AV Voting Locations Turnout | 0 | 0.00% |
| Manual Entry Turnout | 0 | 0.00% |
| SPR Host Turnout | 0 | 0.00% |
| County Clerk Turnout | 0 | 0.00% |
| Total... | 0 | 0.00% |

Republican Registration & Turnout 0

| | | |
|-----------------------------|------------|--------------|
| Election Day Turnout | 0 | 0.00% |
| AV Voting Locations Turnout | 0 | 0.00% |
| Manual Entry Turnout | 0 | 0.00% |
| SPR Host Turnout | 350 | 0.00% |
| County Clerk Turnout | 0 | 0.00% |
| Total... | 350 | 0.00% |

Democratic Registration & Turnout 0

| | | |
|-----------------------------|------------|--------------|
| Election Day Turnout | 0 | 0.00% |
| AV Voting Locations Turnout | 0 | 0.00% |
| Manual Entry Turnout | 0 | 0.00% |
| SPR Host Turnout | 177 | 0.00% |
| County Clerk Turnout | 0 | 0.00% |
| Total... | 177 | 0.00% |

REP - US President

| | | |
|-----------------|------------|----------------|
| Jeb Bush | 4 | 1.14% |
| Ben Carson | 8 | 2.29% |
| Chris Christie | 0 | 0.00% |
| Ted Cruz | 95 | 27.14% |
| Carly Fiorina | 0 | 0.00% |
| Lindsey Graham | 1 | 0.29% |
| Mike Huckabee | 1 | 0.29% |
| John R. Kasich | 43 | 12.29% |
| George Pataki | 0 | 0.00% |
| Rand Paul | 3 | 0.86% |
| Marco Rubio | 31 | 8.86% |
| Rick Santorum | 0 | 0.00% |
| Donald J. Trump | 163 | 46.57% |
| Uncommitted | 1 | 0.29% |
| Total... | 350 | 100.00% |

March 8, 2016

Precinct Report
Cass County

Pokagon Township Precinct 1

DEM - US President

| | | |
|--------------------------|------------|----------------|
| Hillary Clinton | 98 | 55.37% |
| Roque Rocky De La Fuente | 0 | 0.00% |
| Martin J O'Malley | 1 | 0.56% |
| Bernie Sanders | 74 | 41.81% |
| Uncommitted | 4 | 2.26% |
| Total... | 177 | 100.00% |

Porter Township Precinct 1

Registration & Turnout 100

| | | |
|-----------------------------|------------|-------|
| Election Day Turnout | 0 | 0.00% |
| AV Voting Locations Turnout | 0 | 0.00% |
| Manual Entry Turnout | 0 | 0.00% |
| SPR Host Turnout | 516 | |
| County Clerk Turnout | 0 | 0.00% |
| Total... | 516 | |

Non Partisan Registration & Turnout 0

| | | |
|-----------------------------|----------|--------------|
| Election Day Turnout | 0 | 0.00% |
| AV Voting Locations Turnout | 0 | 0.00% |
| Manual Entry Turnout | 0 | 0.00% |
| SPR Host Turnout | 1 | 0.00% |
| County Clerk Turnout | 0 | 0.00% |
| Total... | 1 | 0.00% |

Republican Registration & Turnout 0

| | | |
|-----------------------------|------------|--------------|
| Election Day Turnout | 0 | 0.00% |
| AV Voting Locations Turnout | 0 | 0.00% |
| Manual Entry Turnout | 0 | 0.00% |
| SPR Host Turnout | 401 | 0.00% |
| County Clerk Turnout | 0 | 0.00% |
| Total... | 401 | 0.00% |

Democratic Registration & Turnout 0

| | | |
|-----------------------------|------------|--------------|
| Election Day Turnout | 0 | 0.00% |
| AV Voting Locations Turnout | 0 | 0.00% |
| Manual Entry Turnout | 0 | 0.00% |
| SPR Host Turnout | 113 | 0.00% |
| County Clerk Turnout | 0 | 0.00% |
| Total... | 113 | 0.00% |

REP - US President

| | | |
|-----------------|------------|----------------|
| Jeb Bush | 2 | 0.50% |
| Ben Carson | 6 | 1.50% |
| Chns Christie | 2 | 0.50% |
| Ted Cruz | 166 | 41.40% |
| Carly Fiorina | 1 | 0.25% |
| Lindsey Graham | 0 | 0.00% |
| Mike Huckabee | 0 | 0.00% |
| John R. Kasich | 52 | 12.97% |
| George Pataki | 1 | 0.25% |
| Rand Paul | 2 | 0.50% |
| Marco Rubio | 33 | 8.23% |
| Rick Santorum | 0 | 0.00% |
| Donald J. Trump | 130 | 32.42% |
| Uncommitted | 6 | 1.50% |
| Total .. | 401 | 100.00% |

March 8, 2016

Precinct Report
Cass County

Porter Township Precinct 1

DEM - US President

| | | |
|--------------------------|------------|----------------|
| Hillary Clinton | 52 | 46.43% |
| Roque Rocky De La Fuente | 0 | 0.00% |
| Martin J. O'Malley | 1 | 0.89% |
| Bernie Sanders | 58 | 51.79% |
| Uncommitted | 1 | 0.89% |
| Total... | 112 | 100.00% |

Three Rivers School Proposal

| | | |
|-----------------|-----------|----------------|
| YES | 4 | 25.00% |
| NO | 12 | 75.00% |
| Total... | 16 | 100.00% |

Porter Township Precinct 2

Registration & Turnout 100

| | | |
|-----------------------------|------------|----------------|
| Election Day Turnout | 0 | 0.00% |
| AV Voting Locations Turnout | 0 | 0.00% |
| Manual Entry Turnout | 0 | 0.00% |
| SPR Host Turnout | 406 | 406.00% |
| County Clerk Turnout | 0 | 0.00% |
| Total... | 406 | 406.00% |

Non Partisan Registration & Turnout 0

| | | |
|-----------------------------|----------|--------------|
| Election Day Turnout | 0 | 0.00% |
| AV Voting Locations Turnout | 0 | 0.00% |
| Manual Entry Turnout | 0 | 0.00% |
| SPR Host Turnout | 0 | 0.00% |
| County Clerk Turnout | 0 | 0.00% |
| Total... | 0 | 0.00% |

Republican Registration & Turnout 0

| | | |
|-----------------------------|------------|--------------|
| Election Day Turnout | 0 | 0.00% |
| AV Voting Locations Turnout | 0 | 0.00% |
| Manual Entry Turnout | 0 | 0.00% |
| SPR Host Turnout | 328 | 0.00% |
| County Clerk Turnout | 0 | 0.00% |
| Total... | 328 | 0.00% |

Democratic Registration & Turnout 0

| | | |
|-----------------------------|-----------|--------------|
| Election Day Turnout | 0 | 0.00% |
| AV Voting Locations Turnout | 0 | 0.00% |
| Manual Entry Turnout | 0 | 0.00% |
| SPR Host Turnout | 78 | 0.00% |
| County Clerk Turnout | 0 | 0.00% |
| Total... | 78 | 0.00% |

REP - US President

| | | |
|----------------|-----|--------|
| Jeb Bush | 2 | 0.61% |
| Ben Carson | 7 | 2.13% |
| Chris Christie | 1 | 0.30% |
| Ted Cruz | 107 | 32.62% |
| Carly Fiorina | 0 | 0.00% |
| Lindsey Graham | 0 | 0.00% |
| Mike Huckabee | 1 | 0.30% |
| John R. Kasich | 46 | 14.02% |
| George Pataki | 1 | 0.30% |
| Rand Paul | 1 | 0.30% |
| Marco Rubio | 35 | 10.67% |

March 8, 2016

Precinct Report

Cass County

Porter Township Precinct 2

REP - US President

| | | |
|-----------------|------------|----------------|
| Rick Santorum | 0 | 0.00% |
| Donald J Trump | 123 | 37.50% |
| Uncommitted | 4 | 1.22% |
| Total... | 328 | 100.00% |

DEM - US President

| | | |
|--------------------------|-----------|----------------|
| Hillary Clinton | 33 | 42.31% |
| Roque Rocky De La Fuente | 0 | 0.00% |
| Martin J O'Malley | 0 | 0.00% |
| Bernie Sanders | 39 | 50.00% |
| Uncommitted | 6 | 7.69% |
| Total... | 78 | 100.00% |

Silver Creek Township Precinct 1

Registration & Turnout

100

| | | |
|-----------------------------|------------|----------------|
| Election Day Turnout | 0 | 0.00% |
| AV Voting Locations Turnout | 0 | 0.00% |
| Manual Entry Turnout | 0 | 0.00% |
| SPR Host Turnout | 714 | 714.00% |
| County Clerk Turnout | 0 | 0.00% |
| Total... | 714 | 714.00% |

Non Partisan Registration & Turnout

0

| | | |
|-----------------------------|----------|--------------|
| Election Day Turnout | 0 | 0.00% |
| AV Voting Locations Turnout | 0 | 0.00% |
| Manual Entry Turnout | 0 | 0.00% |
| SPR Host Turnout | 0 | 0.00% |
| County Clerk Turnout | 0 | 0.00% |
| Total... | 0 | 0.00% |

Republican Registration & Turnout

0

| | | |
|-----------------------------|------------|--------------|
| Election Day Turnout | 0 | 0.00% |
| AV Voting Locations Turnout | 0 | 0.00% |
| Manual Entry Turnout | 0 | 0.00% |
| SPR Host Turnout | 516 | 0.00% |
| County Clerk Turnout | 0 | 0.00% |
| Total... | 516 | 0.00% |

Democratic Registration & Turnout

0

| | | |
|-----------------------------|------------|--------------|
| Election Day Turnout | 0 | 0.00% |
| AV Voting Locations Turnout | 0 | 0.00% |
| Manual Entry Turnout | 0 | 0.00% |
| SPR Host Turnout | 198 | 0.00% |
| County Clerk Turnout | 0 | 0.00% |
| Total... | 198 | 0.00% |

REP - US President

| | | |
|----------------|-----|--------|
| Jeb Bush | 2 | 0.39% |
| Ben Carson | 7 | 1.36% |
| Chns Christie | 2 | 0.39% |
| Ted Cruz | 145 | 28.18% |
| Carly Fiorina | 0 | 0.00% |
| Lindsey Graham | 0 | 0.00% |
| Mike Huckabee | 0 | 0.00% |
| John R Kasich | 102 | 19.81% |
| George Palaki | 0 | 0.00% |
| Rand Paul | 0 | 0.00% |

March 10, 2016 8:46 AM

Page 17 of 23

March 8, 2016

Precinct Report

Cass County

Silver Creek Township Precinct 1

REP - US President

| | | |
|-----------------|------------|----------------|
| Marco Rubio | 42 | 8.16% |
| Rick Santorum | 2 | 0.39% |
| Donald J. Trump | 203 | 39.42% |
| Uncommitted | 10 | 1.94% |
| Total... | 515 | 100.00% |

DEM - US President

| | | |
|--------------------------|------------|----------------|
| Hillary Clinton | 104 | 52.79% |
| Roque Rocky De La Fuente | 0 | 0.00% |
| Martin J. O'Malley | 0 | 0.00% |
| Bernie Sanders | 83 | 42.13% |
| Uncommitted | 10 | 5.08% |
| Total... | 197 | 100.00% |

Volinia Township Precinct 1

Registration & Turnout

100

| | | |
|-----------------------------|------------|----------------|
| Election Day Turnout | 0 | 0.00% |
| AV Voting Locations Turnout | 0 | 0.00% |
| Manual Entry Turnout | 276 | 276.00% |
| SPR Host Turnout | 0 | 0.00% |
| County Clerk Turnout | 0 | 0.00% |
| Total... | 276 | 276.00% |

Non Partisan Registration & Turnout

0

| | | |
|-----------------------------|----------|--------------|
| Election Day Turnout | 0 | 0.00% |
| AV Voting Locations Turnout | 0 | 0.00% |
| Manual Entry Turnout | 0 | 0.00% |
| SPR Host Turnout | 0 | 0.00% |
| County Clerk Turnout | 0 | 0.00% |
| Total... | 0 | 0.00% |

Republican Registration & Turnout

0

| | | |
|-----------------------------|------------|--------------|
| Election Day Turnout | 0 | 0.00% |
| AV Voting Locations Turnout | 0 | 0.00% |
| Manual Entry Turnout | 212 | 0.00% |
| SPR Host Turnout | 0 | 0.00% |
| County Clerk Turnout | 0 | 0.00% |
| Total... | 212 | 0.00% |

Democratic Registration & Turnout

0

| | | |
|-----------------------------|-----------|--------------|
| Election Day Turnout | 0 | 0.00% |
| AV Voting Locations Turnout | 0 | 0.00% |
| Manual Entry Turnout | 64 | 0.00% |
| SPR Host Turnout | 0 | 0.00% |
| County Clerk Turnout | 0 | 0.00% |
| Total... | 64 | 0.00% |

REP - US President

| | | |
|----------------|----|--------|
| Jeb Bush | 1 | 0.47% |
| Ben Carson | 4 | 1.89% |
| Chris Christie | 0 | 0.00% |
| Ted Cruz | 84 | 39.62% |
| Carly Fiorina | 0 | 0.00% |
| Lindsey Graham | 0 | 0.00% |
| Mike Huckabee | 0 | 0.00% |
| John R. Kasich | 28 | 13.21% |
| George Palaki | 0 | 0.00% |

March 10, 2016 8:46 AM

Page 18 of 23

March 8, 2016

Precinct Report
Cass County

Volinia Township Precinct 1

REP - US President

| | | |
|-----------------|------------|----------------|
| Rand Paul | 0 | 0.00% |
| Marco Rubio | 8 | 3.77% |
| Rick Santorum | 0 | 0.00% |
| Donald J Trump | 86 | 40.57% |
| Uncommitted | 1 | 0.47% |
| Total... | 212 | 100.00% |

DEM - US President

| | | |
|--------------------------|-----------|----------------|
| Hillary Clinton | 32 | 50.00% |
| Roque Rocky De La Fuente | 0 | 0.00% |
| Martin J O'Malley | 0 | 0.00% |
| Bernie Sanders | 31 | 48.44% |
| Uncommitted | 1 | 1.56% |
| Total... | 64 | 100.00% |

Wayne Township Precinct 1

Registration & Turnout 100

| | | |
|-----------------------------|------------|----------------|
| Election Day Turnout | 0 | 0.00% |
| AV Voting Locations Turnout | 0 | 0.00% |
| Manual Entry Turnout | 0 | 0.00% |
| SPR Host Turnout | 583 | 583.00% |
| County Clerk Turnout | 0 | 0.00% |
| Total... | 583 | 583.00% |

Non Partisan Registration & Turnout 0

| | | |
|-----------------------------|----------|--------------|
| Election Day Turnout | 0 | 0.00% |
| AV Voting Locations Turnout | 0 | 0.00% |
| Manual Entry Turnout | 0 | 0.00% |
| SPR Host Turnout | 0 | 0.00% |
| County Clerk Turnout | 0 | 0.00% |
| Total... | 0 | 0.00% |

Republican Registration & Turnout 0

| | | |
|-----------------------------|------------|--------------|
| Election Day Turnout | 0 | 0.00% |
| AV Voting Locations Turnout | 0 | 0.00% |
| Manual Entry Turnout | 0 | 0.00% |
| SPR Host Turnout | 390 | 0.00% |
| County Clerk Turnout | 0 | 0.00% |
| Total... | 390 | 0.00% |

Democratic Registration & Turnout 0

| | | |
|-----------------------------|------------|--------------|
| Election Day Turnout | 0 | 0.00% |
| AV Voting Locations Turnout | 0 | 0.00% |
| Manual Entry Turnout | 0 | 0.00% |
| SPR Host Turnout | 193 | 0.00% |
| County Clerk Turnout | 0 | 0.00% |
| Total... | 193 | 0.00% |

REP - US President

| | | |
|----------------|-----|--------|
| Jeb Bush | 6 | 1.54% |
| Ben Carson | 10 | 2.57% |
| Chris Christie | 1 | 0.26% |
| Ted Cruz | 107 | 27.51% |
| Carly Fiorina | 0 | 0.00% |
| Lindsey Graham | 0 | 0.00% |
| Mike Huckabee | 1 | 0.26% |
| John R. Kasich | 36 | 9.25% |

March 10, 2016 8:46 AM

Page 19 of 23

March 8, 2016

Precinct Report

Cass County

Wayne Township Precinct 1

REP - US President

| | | |
|-----------------|-----|---------|
| George Pataki | 0 | 0.00% |
| Rand Paul | 4 | 1.03% |
| Marco Rubio | 28 | 7.20% |
| Rick Santorum | 0 | 0.00% |
| Donald J. Trump | 187 | 48.07% |
| Uncommitted | 9 | 2.31% |
| Total... | 389 | 100.00% |

DEM - US President

| | | |
|--------------------------|-----|---------|
| Hillary Clinton | 90 | 46.63% |
| Roque Rocky De La Fuente | 0 | 0.00% |
| Martin J. O'Malley | 0 | 0.00% |
| Bernie Sanders | 99 | 51.30% |
| Uncommitted | 4 | 2.07% |
| Total... | 193 | 100.00% |

City of Dowagiac Ward 1 Precinct 1

Registration & Turnout 100

| | | |
|-----------------------------|-----|---------|
| Election Day Turnout | 0 | 0.00% |
| AV Voting Locations Turnout | 0 | 0.00% |
| Manual Entry Turnout | 0 | 0.00% |
| SPR Host Turnout | 284 | 284.00% |
| County Clerk Turnout | 0 | 0.00% |
| Total... | 284 | 284.00% |

on Partisan Registration & Turnout 0

| | | |
|-----------------------------|----|-------|
| Election Day Turnout | 0 | 0.00% |
| AV Voting Locations Turnout | 0 | 0.00% |
| Manual Entry Turnout | 0 | 0.00% |
| SPR Host Turnout | 12 | 0.00% |
| County Clerk Turnout | 0 | 0.00% |
| Total... | 12 | 0.00% |

Republican Registration & Turnout 0

| | | |
|-----------------------------|-----|-------|
| Election Day Turnout | 0 | 0.00% |
| AV Voting Locations Turnout | 0 | 0.00% |
| Manual Entry Turnout | 0 | 0.00% |
| SPR Host Turnout | 101 | 0.00% |
| County Clerk Turnout | 0 | 0.00% |
| Total... | 101 | 0.00% |

Democratic Registration & Turnout 0

| | | |
|-----------------------------|-----|-------|
| Election Day Turnout | 0 | 0.00% |
| AV Voting Locations Turnout | 0 | 0.00% |
| Manual Entry Turnout | 0 | 0.00% |
| SPR Host Turnout | 171 | 0.00% |
| County Clerk Turnout | 0 | 0.00% |
| Total... | 171 | 0.00% |

REP - US President

| | | |
|----------------|----|--------|
| Jeb Bush | 2 | 1.98% |
| Ben Carson | 2 | 1.98% |
| Chris Christie | 2 | 1.98% |
| Ted Cruz | 30 | 29.70% |
| Carly Fiorina | 0 | 0.00% |
| Lindsey Graham | 0 | 0.00% |
| Mike Huckabee | 1 | 0.99% |

March 8, 2016

Precinct Report

Cass County

City of Dowagiac Ward 1 Precinct 1

REP - US President

| | | |
|-----------------|------------|----------------|
| John R. Kasich | 9 | 8.91% |
| George Pataki | 0 | 0.00% |
| Rand Paul | 3 | 2.97% |
| Marco Rubio | 12 | 11.88% |
| Rick Santorum | 0 | 0.00% |
| Donald J. Trump | 36 | 35.64% |
| Uncommitted | 4 | 3.96% |
| Total... | 101 | 100.00% |

DEM - US President

| | | |
|--------------------------|------------|----------------|
| Hillary Clinton | 97 | 56.73% |
| Roque Rocky De La Fuente | 1 | 0.58% |
| Martin J. O'Malley | 0 | 0.00% |
| Bernie Sanders | 69 | 40.35% |
| Uncommitted | 4 | 2.34% |
| Total... | 171 | 100.00% |

City of Dowagiac Proposal

| | | |
|-----------------|------------|----------------|
| YES | 116 | 43.45% |
| NO | 151 | 56.55% |
| Total... | 267 | 100.00% |

City of Dowagiac Ward 2 Precinct 2

Registration & Turnout

100

| | | |
|-----------------------------|------------|----------------|
| Election Day Turnout | 0 | 0.00% |
| AV Voting Locations Turnout | 0 | 0.00% |
| Manual Entry Turnout | 0 | 0.00% |
| SPR Host Turnout | 383 | 383.00% |
| County Clerk Turnout | 0 | 0.00% |
| Total... | 383 | 383.00% |

Non Partisan Registration & Turnout

0

| | | |
|-----------------------------|----------|--------------|
| Election Day Turnout | 0 | 0.00% |
| AV Voting Locations Turnout | 0 | 0.00% |
| Manual Entry Turnout | 0 | 0.00% |
| SPR Host Turnout | 8 | 0.00% |
| County Clerk Turnout | 0 | 0.00% |
| Total... | 8 | 0.00% |

Republican Registration & Turnout

0

| | | |
|-----------------------------|------------|--------------|
| Election Day Turnout | 0 | 0.00% |
| AV Voting Locations Turnout | 0 | 0.00% |
| Manual Entry Turnout | 0 | 0.00% |
| SPR Host Turnout | 197 | 0.00% |
| County Clerk Turnout | 0 | 0.00% |
| Total... | 197 | 0.00% |

Democratic Registration & Turnout

0

| | | |
|-----------------------------|------------|--------------|
| Election Day Turnout | 0 | 0.00% |
| AV Voting Locations Turnout | 0 | 0.00% |
| Manual Entry Turnout | 0 | 0.00% |
| SPR Host Turnout | 178 | 0.00% |
| County Clerk Turnout | 0 | 0.00% |
| Total... | 178 | 0.00% |

REP - US President

| | | |
|------------|---|-------|
| Jeb Bush | 3 | 1.52% |
| Ben Carson | 8 | 4.06% |

March 10, 2016 8:46 AM

Page 21 of 23

March 8, 2016

Precinct Report

Cass County

City of Dowagiac Ward 2 Precinct 2

REP - US President

| | | |
|-----------------|------------|----------------|
| Chns Chnsle | 2 | 1.02% |
| Ted Cruz | 45 | 22.84% |
| Carly Fiorina | 0 | 0.00% |
| Lindsay Graham | 0 | 0.00% |
| Mike Huckabee | 1 | 0.51% |
| John R. Kasich | 37 | 18.78% |
| George Pataki | 0 | 0.00% |
| Rand Paul | 0 | 0.00% |
| Marco Rubio | 26 | 13.20% |
| Rick Santorum | 0 | 0.00% |
| Donald J. Trump | 70 | 35.53% |
| Uncommitted | 5 | 2.54% |
| Total... | 197 | 100.00% |

DEM - US President

| | | |
|--------------------------|------------|----------------|
| Hillary Clinton | 90 | 50.85% |
| Roque Rocky De La Fuente | 0 | 0.00% |
| Martin J. O'Malley | 1 | 0.56% |
| Bernie Sanders | 84 | 47.46% |
| Uncommitted | 2 | 1.13% |
| Total... | 177 | 100.00% |

City of Dowagiac Proposal

| | | |
|-----------------|------------|----------------|
| YES | 164 | 43.97% |
| NO | 209 | 56.03% |
| Total... | 373 | 100.00% |

City of Dowagiac Ward 3 Precinct 3

Registration & Turnout 100

| | | |
|-----------------------------|------------|----------------|
| Election Day Turnout | 0 | 0.00% |
| AV Voting Locations Turnout | 0 | 0.00% |
| Manual Entry Turnout | 0 | 0.00% |
| SPR Host Turnout | 245 | 245.00% |
| County Clerk Turnout | 0 | 0.00% |
| Total... | 245 | 245.00% |

Non Partisan Registration & Turnout 0

| | | |
|-----------------------------|-----------|--------------|
| Election Day Turnout | 0 | 0.00% |
| AV Voting Locations Turnout | 0 | 0.00% |
| Manual Entry Turnout | 0 | 0.00% |
| SPR Host Turnout | 10 | 0.00% |
| County Clerk Turnout | 0 | 0.00% |
| Total... | 10 | 0.00% |

Republican Registration & Turnout 0

| | | |
|-----------------------------|------------|--------------|
| Election Day Turnout | 0 | 0.00% |
| AV Voting Locations Turnout | 0 | 0.00% |
| Manual Entry Turnout | 0 | 0.00% |
| SPR Host Turnout | 122 | 0.00% |
| County Clerk Turnout | 0 | 0.00% |
| Total... | 122 | 0.00% |

Democratic Registration & Turnout 0

| | | |
|-----------------------------|-----|-------|
| Election Day Turnout | 0 | 0.00% |
| AV Voting Locations Turnout | 0 | 0.00% |
| Manual Entry Turnout | 0 | 0.00% |
| SPR Host Turnout | 113 | 0.00% |

March 10, 2016 8:46 AM

March 8, 2016

Precinct Report

Cass County

City of Dowagiac Ward 3 Precinct 3

| | | | |
|--|-----|---------|-------|
| Democratic Registration & Turnout | | | 0 |
| County Clerk Turnout | | 0 | 0.00% |
| Total... | 113 | 0.00% | |
| REP - US President | | | |
| Jeb Bush | 2 | 1.65% | |
| Ben Carson | 5 | 4.13% | |
| Chris Christie | 0 | 0.00% | |
| Ted Cruz | 35 | 28.93% | |
| Carly Fiorina | 0 | 0.00% | |
| Lindsey Graham | 1 | 0.83% | |
| Mike Huckabee | 1 | 0.83% | |
| John R. Kasich | 19 | 15.70% | |
| George Pataki | 0 | 0.00% | |
| Rand Paul | 1 | 0.83% | |
| Marco Rubio | 10 | 8.26% | |
| Rick Santorum | 1 | 0.83% | |
| Donald J. Trump | 41 | 33.88% | |
| Uncommitted | 5 | 4.13% | |
| Total... | 121 | 100.00% | |
| DEM - US President | | | |
| Hillary Clinton | 47 | 41.59% | |
| Roque Rocky De La Fuente | 0 | 0.00% | |
| Martin J. O'Malley | 1 | 0.88% | |
| Bernie Sanders | 61 | 53.98% | |
| Uncommitted | 4 | 3.54% | |
| Total... | 113 | 100.00% | |
| City of Dowagiac Proposal | | | |
| YES | 113 | 46.69% | |
| NO | 129 | 53.31% | |
| Total... | 242 | 100.00% | |

Statement of Votes Cast
Charlevoix County, MI
2016 Presidential Primary

Date:03/08/16
Time:23:03:51
Page:1 of 8

SOVC For Jurisdiction Wide, All Counters, All Races

| | TURN OUT | | |
|---|----------------|---------------|--------------|
| | Reg. Voters | Cards Cast | % Turnout |
| Jurisdiction Wide | | | |
| Bay Township, Precinct 1 | 1006 | 414 | 41.15% |
| Boyne Valley Township, Precinct 2 | 1073 | 310 | 28.89% |
| Chandler Township, Precinct 3 | 210 | 85 | 40.48% |
| Charlevoix Township, Precinct 4 | 1518 | 608 | 40.05% |
| Evangeline Township, Precinct 5 | 674 | 243 | 36.05% |
| Eveline Township, Precinct 6 | 1356 | 538 | 39.68% |
| Hayes Township, Precinct 7 | 1656 | 645 | 38.95% |
| Hudson Township, Precinct 8 | 531 | 163 | 30.70% |
| Marion Township, Precinct 9 | 1495 | 538 | 35.99% |
| Melrose Township, Precinct 10 | 1176 | 384 | 32.65% |
| Norwood Township, Precinct 11 | 657 | 278 | 42.31% |
| Peaine Township, Precinct 12 | 328 | 109 | 33.23% |
| St. James Township, Precinct 13 | 296 | 112 | 37.84% |
| South Arm Township, Precinct 14 | 1447 | 465 | 32.14% |
| Wilson Township, Precinct 15 | 1480 | 500 | 33.78% |
| City of Boyne City, Precinct 16 | 2979 | 1061 | 35.62% |
| City of Charlevoix, Ward 1, Precinct 18 | 815 | 334 | 40.98% |
| City of Charlevoix, Ward 2, Precinct 19 | 634 | 258 | 40.69% |
| City of Charlevoix, Ward 3, Precinct 20 | 782 | 267 | 34.14% |
| City of East Jordan, Precinct 21 | 1591 | 512 | 32.18% |
| Total | 21704 | 7824 | 36.05% |

Statement of Votes Cast
Charlevoix County, MI
2016 Presidential Primary
SOVC For Jurisdiction Wide, All Counters, All Races

Date:03/08/16
Time:23:03:51
Page:2 of 8

| | REP President | | | | | | | | | | |
|---|----------------|------------------|----------------|----------------|-------|------------------|-------|-------------------------|-------|----------------|--------|
| | Reg. Voters | Times Counted | Total Votes | Jeb Bush (REP) | | Ben Carson (REP) | | Chris Christie (REP) | | Ted Cruz (REP) | |
| Jurisdiction Wide | | | | | | | | | | | |
| Bay Township, Precinct 1 | 1006 | 265 | 265 | 0 | 0.00% | 4 | 1.51% | 0 | 0.00% | 65 | 24.53% |
| Boyne Valley Township, Precinct 2 | 1073 | 193 | 192 | 0 | 0.00% | 2 | 1.04% | 1 | 0.52% | 38 | 19.79% |
| Chandler Township, Precinct 3 | 210 | 56 | 56 | 0 | 0.00% | 1 | 1.79% | 0 | 0.00% | 14 | 25.00% |
| Charlevoix Township, Precinct 4 | 1518 | 411 | 410 | 3 | 0.73% | 6 | 1.46% | 0 | 0.00% | 88 | 21.46% |
| Evangeline Township, Precinct 5 | 674 | 160 | 160 | 0 | 0.00% | 2 | 1.25% | 0 | 0.00% | 42 | 26.25% |
| Eveline Township, Precinct 6 | 1356 | 377 | 376 | 7 | 1.86% | 15 | 3.99% | 2 | 0.53% | 83 | 22.07% |
| Hayes Township, Precinct 7 | 1656 | 416 | 416 | 3 | 0.72% | 7 | 1.68% | 0 | 0.00% | 106 | 25.48% |
| Hudson Township, Precinct 8 | 531 | 115 | 115 | 0 | 0.00% | 1 | 0.87% | 0 | 0.00% | 32 | 27.83% |
| Marion Township, Precinct 9 | 1495 | 378 | 378 | 3 | 0.79% | 8 | 2.12% | 0 | 0.00% | 98 | 25.93% |
| Melrose Township, Precinct 10 | 1176 | 243 | 243 | 0 | 0.00% | 2 | 0.82% | 3 | 1.23% | 74 | 30.45% |
| Norwood Township, Precinct 11 | 657 | 204 | 204 | 1 | 0.49% | 1 | 0.49% | 0 | 0.00% | 44 | 21.57% |
| Peaine Township, Precinct 12 | 328 | 71 | 71 | 0 | 0.00% | 3 | 4.23% | 1 | 1.41% | 14 | 19.72% |
| St. James Township, Precinct 13 | 296 | 53 | 53 | 0 | 0.00% | 0 | 0.00% | 0 | 0.00% | 13 | 24.53% |
| South Arm Township, Precinct 14 | 1447 | 339 | 339 | 3 | 0.88% | 6 | 1.77% | 0 | 0.00% | 84 | 24.78% |
| Wilson Township, Precinct 15 | 1480 | 300 | 300 | 1 | 0.33% | 4 | 1.33% | 0 | 0.00% | 82 | 27.33% |
| City of Boyne City, Precinct 16 | 2979 | 595 | 594 | 9 | 1.52% | 11 | 1.85% | 2 | 0.34% | 128 | 21.55% |
| City of Charlevoix, Ward 1, Precinct 18 | 815 | 212 | 212 | 1 | 0.47% | 2 | 0.94% | 2 | 0.94% | 34 | 16.04% |
| City of Charlevoix, Ward 2, Precinct 19 | 634 | 133 | 133 | 0 | 0.00% | 2 | 1.50% | 2 | 1.50% | 24 | 18.05% |
| City of Charlevoix, Ward 3, Precinct 20 | 782 | 171 | 171 | 0 | 0.00% | 4 | 2.34% | 0 | 0.00% | 54 | 31.58% |
| City of East Jordan, Precinct 21 | 1591 | 285 | 285 | 4 | 1.40% | 4 | 1.40% | 1 | 0.35% | 65 | 22.81% |
| Total | 21704 | 4977 | 4973 | 35 | 0.70% | 85 | 1.71% | 14 | 0.28% | 1182 | 23.77% |

Statement of Votes Cast
Charlevoix County, MI
2016 Presidential Primary
SOVC For Jurisdiction Wide, All Counters, All Races

Date:03/08/16
Time:23:03:51
Page:3 of 8

| | REP President | | | | | | | | | |
|---|------------------------|-------|-------------------------|-------|------------------------|-------|-------------------------|--------|------------------------|-------|
| | Carly Fiorina (REP) | | Lindsey Graham (REP) | | Mike Huckabee (REP) | | John R. Kasich (REP) | | George Pataki (REP) | |
| Jurisdiction Wide | | | | | | | | | | |
| Bay Township, Precinct 1 | 0 | 0.00% | 0 | 0.00% | 1 | 0.38% | 63 | 23.77% | 0 | 0.00% |
| Boyne Valley Township, Precinct 2 | 0 | 0.00% | 0 | 0.00% | 1 | 0.52% | 35 | 18.23% | 0 | 0.00% |
| Chandler Township, Precinct 3 | 0 | 0.00% | 0 | 0.00% | 0 | 0.00% | 11 | 19.64% | 0 | 0.00% |
| Charlevoix Township, Precinct 4 | 0 | 0.00% | 1 | 0.24% | 2 | 0.49% | 124 | 30.24% | 0 | 0.00% |
| Evangeline Township, Precinct 5 | 0 | 0.00% | 0 | 0.00% | 0 | 0.00% | 42 | 26.25% | 0 | 0.00% |
| Eveline Township, Precinct 6 | 0 | 0.00% | 0 | 0.00% | 1 | 0.27% | 86 | 22.87% | 1 | 0.27% |
| Hayes Township, Precinct 7 | 1 | 0.24% | 0 | 0.00% | 1 | 0.24% | 101 | 24.28% | 0 | 0.00% |
| Hudson Township, Precinct 8 | 0 | 0.00% | 0 | 0.00% | 0 | 0.00% | 21 | 18.26% | 0 | 0.00% |
| Marion Township, Precinct 9 | 0 | 0.00% | 0 | 0.00% | 0 | 0.00% | 102 | 26.98% | 0 | 0.00% |
| Melrose Township, Precinct 10 | 0 | 0.00% | 0 | 0.00% | 0 | 0.00% | 62 | 25.51% | 0 | 0.00% |
| Norwood Township, Precinct 11 | 0 | 0.00% | 0 | 0.00% | 0 | 0.00% | 37 | 18.14% | 0 | 0.00% |
| Peaine Township, Precinct 12 | 0 | 0.00% | 0 | 0.00% | 0 | 0.00% | 14 | 19.72% | 0 | 0.00% |
| St. James Township, Precinct 13 | 0 | 0.00% | 0 | 0.00% | 0 | 0.00% | 12 | 22.64% | 0 | 0.00% |
| South Arm Township, Precinct 14 | 0 | 0.00% | 0 | 0.00% | 0 | 0.00% | 70 | 20.65% | 0 | 0.00% |
| Wilson Township, Precinct 15 | 0 | 0.00% | 0 | 0.00% | 0 | 0.00% | 56 | 18.67% | 1 | 0.33% |
| City of Boyne City, Precinct 16 | 0 | 0.00% | 0 | 0.00% | 1 | 0.17% | 163 | 27.44% | 0 | 0.00% |
| City of Charlevoix, Ward 1, Precinct 18 | 0 | 0.00% | 0 | 0.00% | 2 | 0.94% | 75 | 35.38% | 0 | 0.00% |
| City of Charlevoix, Ward 2, Precinct 19 | 0 | 0.00% | 0 | 0.00% | 0 | 0.00% | 40 | 30.08% | 0 | 0.00% |
| City of Charlevoix, Ward 3, Precinct 20 | 1 | 0.58% | 0 | 0.00% | 1 | 0.58% | 48 | 28.07% | 0 | 0.00% |
| City of East Jordan, Precinct 21 | 0 | 0.00% | 0 | 0.00% | 1 | 0.35% | 46 | 16.14% | 0 | 0.00% |
| Total | 2 | 0.04% | 1 | 0.02% | 11 | 0.22% | 1208 | 24.29% | 2 | 0.04% |

Statement of Votes Cast
Charlevoix County, MI
2016 Presidential Primary
SOVC For Jurisdiction Wide, All Counters, All Races

Date:03/08/16
Time:23:03:51
Page:4 of 8

| | REP President | | | | | | | | | |
|---|-----------------|-------|-------------------|--------|---------------------|-------|-----------------------|--------|-------------|-------|
| | Rand Paul (REP) | | Marco Rubio (REP) | | Rick Santorum (REP) | | Donald J. Trump (REP) | | Uncommitted | |
| Jurisdiction Wide | | | | | | | | | | |
| Bay Township, Precinct 1 | 0 | 0.00% | 30 | 11.32% | 0 | 0.00% | 100 | 37.74% | 2 | 0.75% |
| Boyne Valley Township, Precinct 2 | 3 | 1.56% | 11 | 5.73% | 0 | 0.00% | 100 | 52.08% | 1 | 0.52% |
| Chandler Township, Precinct 3 | 0 | 0.00% | 8 | 14.29% | 0 | 0.00% | 22 | 39.29% | 0 | 0.00% |
| Charlevoix Township, Precinct 4 | 0 | 0.00% | 44 | 10.73% | 1 | 0.24% | 132 | 32.20% | 9 | 2.20% |
| Evangeline Township, Precinct 5 | 0 | 0.00% | 16 | 10.00% | 0 | 0.00% | 58 | 36.25% | 0 | 0.00% |
| Eveline Township, Precinct 6 | 1 | 0.27% | 32 | 8.51% | 0 | 0.00% | 141 | 37.50% | 7 | 1.86% |
| Hayes Township, Precinct 7 | 1 | 0.24% | 42 | 10.10% | 0 | 0.00% | 146 | 35.10% | 8 | 1.92% |
| Hudson Township, Precinct 8 | 0 | 0.00% | 5 | 4.35% | 0 | 0.00% | 56 | 48.70% | 0 | 0.00% |
| Marion Township, Precinct 9 | 4 | 1.06% | 26 | 6.88% | 1 | 0.26% | 136 | 35.98% | 0 | 0.00% |
| Melrose Township, Precinct 10 | 0 | 0.00% | 27 | 11.11% | 0 | 0.00% | 73 | 30.04% | 2 | 0.82% |
| Norwood Township, Precinct 11 | 1 | 0.49% | 27 | 13.24% | 1 | 0.49% | 90 | 44.12% | 2 | 0.98% |
| Peaine Township, Precinct 12 | 0 | 0.00% | 2 | 2.82% | 0 | 0.00% | 36 | 50.70% | 1 | 1.41% |
| St. James Township, Precinct 13 | 0 | 0.00% | 4 | 7.55% | 0 | 0.00% | 23 | 43.40% | 1 | 1.89% |
| South Arm Township, Precinct 14 | 0 | 0.00% | 30 | 8.85% | 2 | 0.59% | 140 | 41.30% | 4 | 1.18% |
| Wilson Township, Precinct 15 | 2 | 0.67% | 25 | 8.33% | 0 | 0.00% | 128 | 42.67% | 1 | 0.33% |
| City of Boyne City, Precinct 16 | 1 | 0.17% | 54 | 9.09% | 0 | 0.00% | 220 | 37.04% | 4 | 0.67% |
| City of Charlevoix, Ward 1, Precinct 18 | 0 | 0.00% | 23 | 10.85% | 0 | 0.00% | 67 | 31.60% | 5 | 2.36% |
| City of Charlevoix, Ward 2, Precinct 19 | 3 | 2.26% | 11 | 8.27% | 0 | 0.00% | 40 | 30.08% | 11 | 8.27% |
| City of Charlevoix, Ward 3, Precinct 20 | 0 | 0.00% | 17 | 9.94% | 0 | 0.00% | 42 | 24.56% | 4 | 2.34% |
| City of East Jordan, Precinct 21 | 3 | 1.05% | 21 | 7.37% | 0 | 0.00% | 136 | 47.72% | 4 | 1.40% |
| Total | 19 | 0.38% | 455 | 9.15% | 5 | 0.10% | 1886 | 37.92% | 66 | 1.33% |

Statement of Votes Cast
 Charlevoix County, MI
 2016 Presidential Primary

Date:03/08/16
 Time:23:03:51
 Page:5 of 8

SOVC For Jurisdiction Wide, All Counters, All Races

| | REP President | |
|---|----------------|-------|
| | Write-In Votes | |
| Jurisdiction Wide | | |
| Bay Township, Precinct 1 | 0 | 0.00% |
| Boyne Valley Township, Precinct 2 | 0 | 0.00% |
| Chandler Township, Precinct 3 | 0 | 0.00% |
| Charlevoix Township, Precinct 4 | 0 | 0.00% |
| Evangeline Township, Precinct 5 | 0 | 0.00% |
| Eveline Township, Precinct 6 | 0 | 0.00% |
| Hayes Township, Precinct 7 | 0 | 0.00% |
| Hudson Township, Precinct 8 | 0 | 0.00% |
| Marion Township, Precinct 9 | 0 | 0.00% |
| Melrose Township, Precinct 10 | 0 | 0.00% |
| Norwood Township, Precinct 11 | 0 | 0.00% |
| Peaine Township, Precinct 12 | 0 | 0.00% |
| St. James Township, Precinct 13 | 0 | 0.00% |
| South Arm Township, Precinct 14 | 0 | 0.00% |
| Wilson Township, Precinct 15 | 0 | 0.00% |
| City of Boyne City, Precinct 16 | 1 | 0.17% |
| City of Charlevoix, Ward 1, Precinct 18 | 1 | 0.47% |
| City of Charlevoix, Ward 2, Precinct 19 | 0 | 0.00% |
| City of Charlevoix, Ward 3, Precinct 20 | 0 | 0.00% |
| City of East Jordan, Precinct 21 | 0 | 0.00% |
| Total | 2 | 0.04% |

Statement of Votes Cast
Charlevoix County, MI
2016 Presidential Primary
SOVC For Jurisdiction Wide, All Counters, All Races

Date:03/08/16
Time:23:03:52
Page:6 of 8

| | DEM President | | | | | | | | | |
|---|----------------|------------------|----------------|--------------------------|-----------------------------|-----------------------------|-------------------------|--|--|--|
| | Reg. Voters | Times Counted | Total Votes | Hillary Clinton (DEM) | Rocky De La Fuente (DEM) | Martin J. O'Malley (DEM) | Bernie Sanders (DEM) | | | |
| Jurisdiction Wide | | | | | | | | | | |
| Bay Township, Precinct 1 | 1006 | 149 | 149 | 53 35.57% | 0 0.00% | 0 0.00% | 95 63.76% | | | |
| Boyne Valley Township, Precinct 2 | 1073 | 117 | 117 | 45 38.46% | 0 0.00% | 0 0.00% | 65 55.56% | | | |
| Chandler Township, Precinct 3 | 210 | 29 | 29 | 10 34.48% | 0 0.00% | 0 0.00% | 19 65.52% | | | |
| Charlevoix Township, Precinct 4 | 1518 | 197 | 196 | 87 44.39% | 0 0.00% | 0 0.00% | 104 53.06% | | | |
| Evangeline Township, Precinct 5 | 674 | 83 | 83 | 35 42.17% | 0 0.00% | 0 0.00% | 47 56.63% | | | |
| Eveline Township, Precinct 6 | 1356 | 161 | 161 | 68 42.24% | 0 0.00% | 1 0.62% | 89 55.28% | | | |
| Hayes Township, Precinct 7 | 1656 | 229 | 229 | 98 42.79% | 0 0.00% | 0 0.00% | 127 55.46% | | | |
| Hudson Township, Precinct 8 | 531 | 48 | 48 | 19 39.58% | 0 0.00% | 0 0.00% | 29 60.42% | | | |
| Marion Township, Precinct 9 | 1495 | 160 | 160 | 48 30.00% | 0 0.00% | 2 1.25% | 108 67.50% | | | |
| Melrose Township, Precinct 10 | 1176 | 141 | 141 | 55 39.01% | 0 0.00% | 0 0.00% | 86 60.99% | | | |
| Norwood Township, Precinct 11 | 657 | 74 | 74 | 29 39.19% | 0 0.00% | 0 0.00% | 43 58.11% | | | |
| Peaine Township, Precinct 12 | 328 | 38 | 38 | 13 34.21% | 0 0.00% | 0 0.00% | 23 60.53% | | | |
| St. James Township, Precinct 13 | 296 | 59 | 59 | 14 23.73% | 0 0.00% | 1 1.69% | 43 72.88% | | | |
| South Arm Township, Precinct 14 | 1447 | 126 | 126 | 50 39.68% | 0 0.00% | 0 0.00% | 72 57.14% | | | |
| Wilson Township, Precinct 15 | 1480 | 200 | 200 | 61 30.50% | 0 0.00% | 0 0.00% | 134 67.00% | | | |
| City of Boyne City, Precinct 16 | 2979 | 466 | 466 | 156 33.48% | 0 0.00% | 3 0.64% | 301 64.59% | | | |
| City of Charlevoix, Ward 1, Precinct 18 | 815 | 122 | 122 | 47 38.52% | 0 0.00% | 0 0.00% | 73 59.84% | | | |
| City of Charlevoix, Ward 2, Precinct 19 | 634 | 125 | 125 | 42 33.60% | 0 0.00% | 1 0.80% | 78 62.40% | | | |
| City of Charlevoix, Ward 3, Precinct 20 | 782 | 96 | 96 | 37 38.54% | 0 0.00% | 1 1.04% | 56 58.33% | | | |
| City of East Jordan, Precinct 21 | 1591 | 227 | 227 | 77 33.92% | 0 0.00% | 1 0.44% | 138 60.79% | | | |
| Total | 21704 | 2847 | 2846 | 1044 36.68% | 0 0.00% | 10 0.35% | 1730 60.79% | | | |

Statement of Votes Cast
Charlevoix County, MI
2016 Presidential Primary

Date:03/08/16
Time:23:03:52
Page:7 of 8

SOVC For Jurisdiction Wide, All Counters, All Races

| | DEM President | | | |
|---|---------------|-------|----------------|-------|
| | Uncommitted | | Write-In Votes | |
| Jurisdiction Wide | | | | |
| Bay Township, Precinct 1 | 1 | 0.67% | 0 | 0.00% |
| Boyne Valley Township, Precinct 2 | 6 | 5.13% | 1 | 0.85% |
| Chandler Township, Precinct 3 | 0 | 0.00% | 0 | 0.00% |
| Charlevoix Township, Precinct 4 | 5 | 2.55% | 0 | 0.00% |
| Evangeline Township, Precinct 5 | 1 | 1.20% | 0 | 0.00% |
| Eveline Township, Precinct 6 | 3 | 1.86% | 0 | 0.00% |
| Hayes Township, Precinct 7 | 4 | 1.75% | 0 | 0.00% |
| Hudson Township, Precinct 8 | 0 | 0.00% | 0 | 0.00% |
| Marion Township, Precinct 9 | 2 | 1.25% | 0 | 0.00% |
| Melrose Township, Precinct 10 | 0 | 0.00% | 0 | 0.00% |
| Norwood Township, Precinct 11 | 2 | 2.70% | 0 | 0.00% |
| Peaine Township, Precinct 12 | 2 | 5.26% | 0 | 0.00% |
| St. James Township, Precinct 13 | 1 | 1.69% | 0 | 0.00% |
| South Arm Township, Precinct 14 | 3 | 2.38% | 1 | 0.79% |
| Wilson Township, Precinct 15 | 5 | 2.50% | 0 | 0.00% |
| City of Boyne City, Precinct 16 | 5 | 1.07% | 1 | 0.21% |
| City of Charlevoix, Ward 1, Precinct 18 | 2 | 1.64% | 0 | 0.00% |
| City of Charlevoix, Ward 2, Precinct 19 | 3 | 2.40% | 1 | 0.80% |
| City of Charlevoix, Ward 3, Precinct 20 | 2 | 2.08% | 0 | 0.00% |
| City of East Jordan, Precinct 21 | 11 | 4.85% | 0 | 0.00% |
| Total | 58 | 2.04% | 4 | 0.14% |

Statement of Votes Cast
Charlevoix County, MI
2016 Presidential Primary
SOVC For Jurisdiction Wide, All Counters, All Races

Date:03/08/16

Time:23:03:52

Page:8 of 8

THE WHOLE NUMBER OF VOTES GIVEN: REP President
WAS 4973 (OF WHICH)

| | | |
|-----------------------|----------|------|
| Jeb Bush (REP) | RECEIVED | 35 |
| Ben Carson (REP) | RECEIVED | 85 |
| Chris Christie (REP) | RECEIVED | 14 |
| Ted Cruz (REP) | RECEIVED | 1182 |
| Carly Fiorina (REP) | RECEIVED | 2 |
| Lindsey Graham (REP) | RECEIVED | 1 |
| Mike Huckabee (REP) | RECEIVED | 11 |
| John R. Kasich (REP) | RECEIVED | 1208 |
| George Pataki (REP) | RECEIVED | 2 |
| Rand Paul (REP) | RECEIVED | 19 |
| Marco Rubio (REP) | RECEIVED | 455 |
| Rick Santorum (REP) | RECEIVED | 5 |
| Donald J. Trump (REP) | RECEIVED | 1886 |
| Uncommitted | RECEIVED | 66 |
| Write-In Votes | RECEIVED | 2 |

THE WHOLE NUMBER OF VOTES GIVEN: DEM President
WAS 2846 (OF WHICH)

| | | |
|--------------------------|----------|------|
| Hillary Clinton (DEM) | RECEIVED | 1044 |
| Rocky De La Fuente (DEM) | RECEIVED | 0 |
| Martin J. O'Malley (DEM) | RECEIVED | 10 |
| Bernie Sanders (DEM) | RECEIVED | 1730 |
| Uncommitted | RECEIVED | 58 |
| Write-In Votes | RECEIVED | 4 |

CHEBOYGAN COUNTY
MARCH 8, 2016 PRESIDENTIAL PRIMARY
REPUBLICAN

| | Reg Voters | Poll Book | % Reg Voters | Jeb Bush | Ben Carons | Chris Christie | Ted Cruz | Cary Florina | Lindsey Graham | Mike Huckabee | John R. Kasich | George Pataki | Rand Paul | Marco Rubio | Rick Santorum | Donald J. Trump | Republican Uncommitted |
|-----------------------|------------|-----------|--------------|----------|------------|----------------|----------|--------------|----------------|---------------|----------------|---------------|-----------|-------------|---------------|-----------------|------------------------|
| ALOHA | 821 | 283 | 34.47 | 0 | 1 | 0 | 38 | 1 | 0 | 0 | 30 | 0 | 1 | 22 | 0 | 87 | 1 |
| BEAUGRAND | 949 | 322 | 33.93 | 1 | 0 | 1 | 41 | 1 | 0 | 0 | 49 | 0 | 0 | 17 | 0 | 103 | 1 |
| BEN TON | 2585 | 944 | 36.52 | 4 | 9 | 5 | 142 | 0 | 0 | 0 | 111 | 1 | 1 | 61 | 1 | 269 | 16 |
| BURT | 697 | 227 | 32.57 | 3 | 1 | 0 | 36 | 0 | 0 | 1 | 36 | 1 | 1 | 27 | 0 | 65 | 1 |
| ELLIS | 430 | 159 | 36.98 | 0 | 1 | 0 | 39 | 0 | 0 | 0 | 21 | 0 | 0 | 9 | 0 | 35 | 3 |
| FOREST | 775 | 223 | 28.77 | 0 | 0 | 0 | 33 | 0 | 0 | 0 | 19 | 0 | 2 | 7 | 1 | 76 | 1 |
| GRANT | 684 | 288 | 42.11 | 0 | 1 | 0 | 32 | 1 | 0 | 0 | 31 | 0 | 0 | 14 | 0 | 92 | 3 |
| HEBRON | 250 | 87 | 34.80 | 0 | 0 | 0 | 14 | 0 | 0 | 0 | 16 | 0 | 0 | 2 | 1 | 17 | 0 |
| INVERNESS | 1962 | 686 | 34.96 | 6 | 6 | 1 | 136 | 0 | 0 | 0 | 65 | 0 | 3 | 31 | 3 | 183 | 7 |
| KOEHLER | 957 | 244 | 25.50 | 0 | 2 | 1 | 40 | 0 | 0 | 0 | 30 | 0 | 0 | 20 | 0 | 82 | 1 |
| MACKINAW | 461 | 197 | 42.73 | 2 | 1 | 0 | 29 | 0 | 0 | 0 | 15 | 0 | 0 | 7 | 0 | 67 | 2 |
| MENTOR | 675 | 234 | 34.67 | 1 | 1 | 0 | 44 | 0 | 0 | 0 | 18 | 0 | 1 | 10 | 0 | 85 | 0 |
| MULLETT | 1119 | 436 | 38.96 | 0 | 7 | 0 | 68 | 1 | 0 | 1 | 80 | 0 | 0 | 28 | 0 | 113 | 3 |
| MUNRO | 519 | 224 | 43.16 | 0 | 5 | 1 | 26 | 0 | 0 | 0 | 32 | 0 | 0 | 9 | 0 | 72 | 1 |
| NUNDA | 833 | 267 | 32.05 | 1 | 2 | 0 | 37 | 0 | 0 | 1 | 28 | 0 | 0 | 10 | 0 | 93 | 3 |
| TUSCARORA | 2627 | 917 | 34.91 | 8 | 6 | 4 | 127 | 1 | 0 | 0 | 134 | 0 | 2 | 48 | 0 | 293 | 11 |
| WALKER | 231 | 52 | 22.51 | 0 | 0 | 0 | 7 | 0 | 0 | 0 | 1 | 0 | 0 | 1 | 0 | 17 | 0 |
| WAVERLY | 371 | 112 | 30.19 | 0 | 1 | 0 | 15 | 0 | 0 | 0 | 12 | 0 | 0 | 9 | 0 | 39 | 1 |
| WILMOT | 614 | 188 | 30.62 | 0 | 2 | 0 | 36 | 0 | 0 | 0 | 11 | 0 | 1 | 4 | 0 | 62 | 1 |
| CITY of CHEBOYGAN - 1 | 314 | 87 | 27.71 | 2 | 0 | 0 | 11 | 0 | 0 | 0 | 12 | 0 | 0 | 1 | 0 | 24 | 3 |
| CITY of CHEBOYGAN - 2 | 2632 | 632 | 24.01 | 3 | 1 | 4 | 117 | 1 | 0 | 1 | 54 | 0 | 2 | 15 | 0 | 183 | 5 |
| CITY of CHEBOYGAN - 3 | 417 | 110 | 26.38 | 2 | 0 | 0 | 14 | 0 | 0 | 1 | 10 | 0 | 0 | 2 | 0 | 32 | 1 |
| TOTALS | 20923 | 6919 | 33.07 | 33 | 47 | 17 | 1082 | 6 | 0 | 5 | 815 | 2 | 14 | 354 | 6 | 2089 | 65 |

CHEBOYGAN COUNTY
MARCH 8, 2016 PRESIDENTIAL PRIMARY
DEMOCRAT

| | Reg Voters | Poll Book | % Reg Voters | Hillary Clinton | Rocky DeLaFuente | Martin J. O'Malley | Bernie Sanders | Democrat Uncommitted |
|-----------------------|---------------|--------------|-----------------|--------------------|---------------------|-----------------------|-------------------|-------------------------|
| ALOHA | 821 | 283 | 34.47 | 51 | 0 | 0 | 47 | 2 |
| BEAUGRAND | 949 | 322 | 33.93 | 45 | 0 | 1 | 61 | 1 |
| BEN TON | 2585 | 944 | 36.52 | 152 | 0 | 1 | 162 | 6 |
| BURT | 697 | 227 | 32.57 | 21 | 0 | 0 | 33 | 1 |
| ELLIS | 430 | 159 | 36.98 | 16 | 0 | 0 | 33 | 2 |
| FOREST | 775 | 223 | 28.77 | 42 | 0 | 0 | 38 | 4 |
| GRANT | 684 | 288 | 42.11 | 61 | 0 | 0 | 51 | 2 |
| HEBRON | 250 | 87 | 34.80 | 12 | 0 | 0 | 22 | 0 |
| INVERNESS | 1962 | 686 | 34.96 | 120 | 0 | 0 | 118 | 7 |
| KOEHLER | 957 | 244 | 25.50 | 19 | 0 | 0 | 46 | 3 |
| MACKINAW | 461 | 197 | 42.73 | 37 | 0 | 0 | 35 | 0 |
| MENTOR | 675 | 234 | 34.67 | 23 | 1 | 0 | 50 | 0 |
| MULLETT | 1119 | 436 | 38.96 | 62 | 0 | 0 | 73 | 0 |
| MUNRO | 519 | 224 | 43.16 | 42 | 0 | 0 | 36 | 0 |
| NUNDA | 833 | 267 | 32.05 | 39 | 0 | 0 | 49 | 2 |
| TUSCARORA | 2627 | 917 | 34.91 | 107 | 0 | 2 | 173 | 0 |
| WALKER | 231 | 52 | 22.51 | 10 | 0 | 0 | 16 | 0 |
| WAVERLY | 371 | 112 | 30.19 | 14 | 0 | 0 | 21 | 0 |
| WILMOT | 614 | 188 | 30.62 | 23 | 0 | 1 | 45 | 1 |
| CITY of CHEBOYGAN - 1 | 314 | 87 | 27.71 | 9 | 0 | 0 | 25 | 0 |
| CITY of CHEBOYGAN - 2 | 2632 | 632 | 24.01 | 90 | 0 | 0 | 152 | 4 |
| CITY of CHEBOYGAN - 3 | 417 | 110 | 26.38 | 15 | 0 | 0 | 32 | 1 |
| TOTALS | 20923 | 6919 | 33.07 | 1010 | 1 | 5 | 1318 | 36 |

CHEBOYGAN COUNTY
MARCH 8, 2016 PRESIDENTIAL PRIMARY
REPUBLICAN

| | Reg Voters | Poll Book | % Reg Voters | Jeb Bush | Ben Carons | Chris Christie | Ted Cruz | Carly Fiorina | Lindsey Graham | Mike Huckabee | John R. Kasich | George Pataki | Rand Paul | Marco Rubio | Rick Santorum | Donald J. Trump | Republican Uncommitted |
|-----------------------|------------|-----------|--------------|----------|------------|----------------|----------|---------------|----------------|---------------|----------------|---------------|-----------|-------------|---------------|-----------------|------------------------|
| ALOHA | 821 | 283 | 34.47 | 0 | 1 | 0 | 38 | 1 | 0 | 0 | 30 | 0 | 1 | 22 | 0 | 87 | 1 |
| BEAUGRAND | 949 | 322 | 33.93 | 1 | 0 | 1 | 41 | 1 | 0 | 0 | 49 | 0 | 0 | 17 | 0 | 103 | 1 |
| BEN TON | 2585 | 944 | 36.52 | 4 | 9 | 5 | 142 | 0 | 0 | 0 | 111 | 1 | 1 | 61 | 1 | 269 | 16 |
| BURT | 697 | 227 | 32.57 | 3 | 1 | 0 | 36 | 0 | 0 | 1 | 36 | 1 | 1 | 27 | 0 | 65 | 1 |
| ELLIS | 430 | 159 | 36.98 | 0 | 1 | 0 | 39 | 0 | 0 | 0 | 21 | 0 | 0 | 9 | 0 | 35 | 3 |
| FOREST | 775 | 223 | 28.77 | 0 | 0 | 0 | 33 | 0 | 0 | 0 | 19 | 0 | 2 | 7 | 1 | 76 | 1 |
| GRANT | 684 | 288 | 42.11 | 0 | 1 | 0 | 32 | 1 | 0 | 0 | 31 | 0 | 0 | 14 | 0 | 92 | 3 |
| HEBRON | 250 | 87 | 34.80 | 0 | 0 | 0 | 14 | 0 | 0 | 0 | 16 | 0 | 0 | 2 | 1 | 17 | 0 |
| INVERNESS | 1962 | 686 | 34.96 | 6 | 6 | 1 | 136 | 0 | 0 | 0 | 65 | 0 | 3 | 31 | 3 | 183 | 7 |
| KOEHLER | 957 | 244 | 25.50 | 0 | 2 | 1 | 40 | 0 | 0 | 0 | 30 | 0 | 0 | 20 | 0 | 82 | 1 |
| MACKINAW | 461 | 197 | 42.73 | 2 | 1 | 0 | 29 | 0 | 0 | 0 | 15 | 0 | 0 | 7 | 0 | 67 | 2 |
| MENTOR | 675 | 234 | 34.67 | 1 | 1 | 0 | 44 | 0 | 0 | 0 | 18 | 0 | 1 | 10 | 0 | 85 | 0 |
| MULLETT | 1119 | 436 | 38.96 | 0 | 7 | 0 | 68 | 1 | 0 | 1 | 80 | 0 | 0 | 28 | 0 | 113 | 3 |
| MUNRO | 519 | 224 | 43.16 | 0 | 5 | 1 | 26 | 0 | 0 | 0 | 32 | 0 | 0 | 9 | 0 | 72 | 1 |
| NUUNDA | 833 | 267 | 32.05 | 1 | 2 | 0 | 37 | 0 | 0 | 1 | 28 | 0 | 0 | 10 | 0 | 93 | 3 |
| TUSCARORA | 2627 | 917 | 34.91 | 8 | 6 | 4 | 127 | 1 | 0 | 0 | 134 | 0 | 2 | 48 | 0 | 293 | 11 |
| WALKER | 231 | 52 | 22.51 | 0 | 0 | 0 | 7 | 0 | 0 | 0 | 1 | 0 | 0 | 1 | 0 | 17 | 0 |
| WAVERLY | 371 | 112 | 30.19 | 0 | 1 | 0 | 15 | 0 | 0 | 0 | 12 | 0 | 0 | 9 | 0 | 39 | 1 |
| WILMOT | 614 | 188 | 30.62 | 0 | 2 | 0 | 36 | 0 | 0 | 0 | 11 | 0 | 1 | 4 | 0 | 62 | 1 |
| CITY of CHEBOYGAN - 1 | 314 | 87 | 27.71 | 2 | 0 | 0 | 11 | 0 | 0 | 0 | 12 | 0 | 0 | 1 | 0 | 24 | 3 |
| CITY of CHEBOYGAN - 2 | 2632 | 632 | 24.01 | 3 | 1 | 4 | 117 | 1 | 0 | 1 | 54 | 0 | 2 | 15 | 0 | 183 | 5 |
| CITY of CHEBOYGAN - 3 | 417 | 110 | 26.38 | 2 | 0 | 0 | 14 | 0 | 0 | 1 | 10 | 0 | 0 | 2 | 0 | 32 | 1 |
| TOTALS | 20923 | 6919 | 33.07 | 33 | 47 | 17 | 1082 | 6 | 0 | 5 | 815 | 2 | 14 | 354 | 6 | 2089 | 65 |

STATEMENT OF VOTES CERTIFICATE OF DETERMINATION
SPECIAL ELECTION, TUESDAY, MARCH 8, 2016

The whole number of votes given for and against the

HEBRON TOWNSHIP - MILLAGE PROPOSITION FOR FIRE PROTECTION

Fire Millage Proposal

Shall the 15 mill tax limitation on general ad valorem taxes within Hebron Township imposed under Article IX, Section 6 of the Michigan Constitution be increased for said Township by one mill (\$1.00 per \$1,000 of Taxable Value) for the period of 2016 through 2035 inclusive for Township fire protection expenditures; and shall the Township levy such increase in millage for such purpose during such period, which increase will raise in the first year of such levy an estimated \$13,309,347

was Eighty-seven 87

YES

Hebron Township, Precinct 1 Fifty-Three

53

NO

Hebron Township, Precinct 1 Thirty-Two

32

Having received sufficient votes, the above proposal PASSED.

In Witness Whereof, We have hereunto set our hands and affixed the Seal of the Circuit Court for the County of

SEAL

ATTEST:

Mary Ellen Tughran
Clerk of the Board of County Canvassers

STATE OF MICHIGAN

} s.s.

COUNTY OF CHEBOYGAN }

We Do Heraby Certify, That the foregoing is a correct statement of votes given in Cheboygan County for the offices named in such statement and for the persons designated therein, and other matters submitted, at the Presidential Primary Election, held on Tuesday, March 8, 2016.

In Witness Whereof, We have hereunto set our hands and affixed the Seal of the Circuit Court for the County of

SEAL

ATTEST:

Mary Ellen Tughran
Clerk of the Board of County Canvassers

STATE OF MICHIGAN

} s.s.

COUNTY OF CHEBOYGAN }

We Do Heraby Certify, That the foregoing is a correct transcript of the statement of the Board of County Canvassers of the County of Cheboygan of the votes given in such County for the office named in said statement and for the persons designated therein, and other matters submitted at the Presidential Primary Election, Tuesday, March 8, 2016, so far as it relates to the votes cast for said offices, as appears from the original statement on file in the office of the County Clerk.

In Witness Whereof, We have hereunto set our hands and affixed the Seal of the Circuit Court for the County of

SEAL

Mary Ellen Tughran
Clerk of the Board of County Canvassers

Dee L. Stoltz
Chairperson of the Board of County Canvassers

**Election Summary Report
Chippewa County, MI
2016 Presidential Primary**

Date:03/08/16
Time:23:51:05
Page:1 of 1

Summary For Jurisdiction Wide, All Counters, All Races

Registered Voters 24003 - Cards Cast 8001 33.33%

Num. Report Precinct 20 - Num. Reporting 19 95.00%

| REP President | REP | Total | |
|---------------------|------------|-------|---------|
| Number of Precincts | | 19 | |
| Precincts Reporting | | 19 | 100.0 % |
| Times Counted | 4886/23740 | | 20.6 % |
| Total Votes | | 4878 | |
| Jeb Bush | REP | 41 | 0.84% |
| Ben Carson | REP | 87 | 1.78% |
| Chris Christie | REP | 9 | 0.18% |
| Ted Cruz | REP | 1320 | 27.06% |
| Carly Fiorina | REP | 4 | 0.08% |
| Lindsey Graham | REP | 5 | 0.10% |
| Mike Huckabee | REP | 13 | 0.27% |
| John R. Kasich | REP | 904 | 18.53% |
| George Pataki | REP | 2 | 0.04% |
| Rand Paul | REP | 14 | 0.29% |
| Marco Rubio | REP | 427 | 8.75% |
| Rick Santorum | REP | 14 | 0.29% |
| Donald J. Trump | REP | 1959 | 40.16% |
| Uncommitted | | 79 | 1.62% |
| Write-in Votes | | 0 | 0.00% |

| DEM President | DEM | Total | |
|---------------------|------------|-------|---------|
| Number of Precincts | | 19 | |
| Precincts Reporting | | 19 | 100.0 % |
| Times Counted | 3093/23740 | | 13.0 % |
| Total Votes | | 3089 | |
| Hillary Clinton | DEM | 1230 | 39.82% |
| Rocky De La Fuente | DEM | 3 | 0.10% |
| Martin J. O'Malley | DEM | 7 | 0.23% |
| Bernie Sanders | DEM | 1789 | 57.92% |
| Uncommitted | | 55 | 1.78% |
| Write-in Votes | | 5 | 0.16% |

| Pickford Schools Prop | Total | |
|-----------------------|----------|--------|
| Number of Precincts | 4 | |
| Precincts Reporting | 3 | 75.0 % |
| Times Counted | 548/1698 | 32.3 % |
| Total Votes | 528 | |
| YES | 362 | 68.56% |
| NO | 166 | 31.44% |

| Whitefish Schools Prop | Total | |
|------------------------|---------|---------|
| Number of Precincts | 1 | |
| Precincts Reporting | 1 | 100.0 % |
| Times Counted | 290/552 | 52.5 % |
| Total Votes | 283 | |
| YES | 183 | 64.66% |
| NO | 100 | 35.34% |

City of Sault Sainte Marie
Precinct 1 ran out of ballots

Four paper ballots were not
included in the tabulation

| | |
|----------------|---|
| Bernie Sanders | 4 |
|----------------|---|

| | |
|-----------------------------|-------------|
| Bernie Sanders Total | 1793 |
|-----------------------------|-------------|

Pickford Schools Proposal

3 Chippewa Co.

| | Precincts | Marquette Twp | Total |
|-----|-----------|---------------|-------|
| Yes | 362 | 80 | 442 |
| No | 166 | 20 | 186 |

Statement of Votes Cast
Chippewa County, MI
2016 Presidential Primary

Date:03/11/16
Time:14:51:47
Page:1 of 20

SOVC For Jurisdiction Wide, All Counters, All Races

| | TURN OUT | | |
|--------------------------------------|----------------|---------------|--------------|
| | Reg. Voters | Cards Cast | % Turnout |
| Jurisdiction Wide | | | |
| City of Sault Ste. Marie, Precinct 1 | | | |
| Polling | 3174 | 809 | 25.49% |
| AVCB (if used) | 3174 | 163 | 5.14% |
| Total | 3174 | 972 | 30.62% |
| City of Sault Ste. Marie, Precinct 2 | | | |
| Polling | 2670 | 679 | 25.43% |
| AVCB (if used) | 2670 | 160 | 5.99% |
| Total | 2670 | 839 | 31.42% |
| City of Sault Ste. Marie, Precinct 3 | | | |
| Polling | 2568 | 663 | 25.82% |
| AVCB (if used) | 2568 | 141 | 5.49% |
| Total | 2568 | 804 | 31.31% |
| Bay Mills Township, Precinct 1 | | | |
| Polling | 1085 | 312 | 28.76% |
| AVCB (if used) | 1085 | 0 | 0.00% |
| Total | 1085 | 312 | 28.76% |
| Bruce Township, Precinct 1 | | | |
| Polling | 1571 | 523 | 33.29% |
| AVCB (if used) | 1571 | 0 | 0.00% |
| Total | 1571 | 523 | 33.29% |
| Chippewa Township, Precinct 1 | | | |
| Polling | 161 | 51 | 31.68% |
| AVCB (if used) | 161 | 0 | 0.00% |
| Total | 161 | 51 | 31.68% |
| Dafer Township, Precinct 1 | | | |
| Polling | 942 | 296 | 31.42% |
| AVCB (if used) | 942 | 0 | 0.00% |
| Total | 942 | 296 | 31.42% |
| DeTour Township, Precinct 1 | | | |
| Polling | 690 | 256 | 37.10% |
| AVCB (if used) | 690 | 0 | 0.00% |
| Total | 690 | 256 | 37.10% |
| Drummond Island Township, Precinct 1 | | | |
| Polling | 992 | 390 | 39.31% |
| AVCB (if used) | 992 | 0 | 0.00% |
| Total | 992 | 390 | 39.31% |
| Hulbert Township, Precinct 1 | | | |
| Polling | 162 | 63 | 38.89% |
| AVCB (if used) | 162 | 0 | 0.00% |
| Total | 162 | 63 | 38.89% |
| Kinross Charter Township, Precinct 1 | | | |
| Polling | 2161 | 643 | 29.75% |
| AVCB (if used) | 2161 | 0 | 0.00% |
| Total | 2161 | 643 | 29.75% |
| Pickford Township, Precinct 1 | | | |
| Polling | 1190 | 447 | 37.56% |
| AVCB (if used) | 1190 | 0 | 0.00% |
| Total | 1190 | 447 | 37.56% |
| Raber Township, Precinct 1 | | | |
| Polling | 511 | 214 | 41.88% |
| AVCB (if used) | 511 | 0 | 0.00% |
| Total | 511 | 214 | 41.88% |
| Rudyard Township, Precinct 1 | | | |
| Polling | 960 | 360 | 37.50% |
| AVCB (if used) | 960 | 0 | 0.00% |
| Total | 960 | 360 | 37.50% |
| Soo Township, Precinct 1 | | | |
| Polling | 2381 | 781 | 32.80% |

Statement of Votes Cast
Chippewa County, MI
2016 Presidential Primary
SOVC For Jurisdiction Wide, All Counters, All Races

Date:03/11/16
Time:14:51:47
Page:2 of 20

| | TURN OUT | | |
|--|----------------|---------------|--------------|
| | Reg. Voters | Cards Cast | % Turnout |
| AVCB (if used) | 2381 | 0 | 0.00% |
| Total | 2381 | 781 | 32.80% |
| Sugar Island Township, Precinct 1 | | | |
| Polling | 634 | 258 | 40.69% |
| AVCB (if used) | 634 | 0 | 0.00% |
| Total | 634 | 258 | 40.69% |
| Superior Township, Precinct 1 | | | |
| Polling | 1026 | 379 | 36.94% |
| AVCB (if used) | 1026 | 0 | 0.00% |
| Total | 1026 | 379 | 36.94% |
| Trout Lake Township, Precinct 1 | | | |
| Polling | 310 | 123 | 39.68% |
| AVCB (if used) | 310 | 0 | 0.00% |
| Total | 310 | 123 | 39.68% |
| Whitefish Township, Precinct 1 | | | |
| Polling | 552 | 290 | 52.54% |
| AVCB (if used) | 552 | 0 | 0.00% |
| Total | 552 | 290 | 52.54% |
| MACKINAC Marquette Township, Precinct 1B | | | |
| Polling | 263 | 0 | 0.00% |
| AVCB (if used) | 263 | 0 | 0.00% |
| Total | 263 | 0 | 0.00% |
| Total | | | |
| Polling | 24003 | 7537 | 31.40% |
| AVCB (if used) | 24003 | 464 | 1.93% |
| Total | 24003 | 8001 | 33.33% |

Statement of Votes Cast
Chippewa County, MI
2016 Presidential Primary
SOVC For Jurisdiction Wide, All Counters, All Races

Date:03/11/16
Time:14:51:47
Page:3 of 20

| | REP President | | | | | | | |
|--------------------------------------|---------------|---------------|-------------|----------------|-------|------------------|-------|----------------------|
| | Reg. Voters | Times Counted | Total Votes | Jeb Bush (REP) | | Ben Carson (REP) | | Chris Christie (REP) |
| Jurisdiction Wide | | | | | | | | |
| City of Sault Ste. Marie, Precinct 1 | | | | | | | | |
| Polling | 3174 | 372 | 372 | 3 | 0.81% | 7 | 1.88% | 0 0.00% |
| AVCB (if used) | 3174 | 96 | 94 | 5 | 5.32% | 7 | 7.45% | 2 2.13% |
| Total | 3174 | 468 | 466 | 8 | 1.72% | 14 | 3.00% | 2 0.43% |
| City of Sault Ste. Marie, Precinct 2 | | | | | | | | |
| Polling | 2670 | 361 | 361 | 2 | 0.55% | 7 | 1.94% | 0 0.00% |
| AVCB (if used) | 2670 | 102 | 102 | 5 | 4.90% | 4 | 3.92% | 1 0.98% |
| Total | 2670 | 463 | 463 | 7 | 1.51% | 11 | 2.38% | 1 0.22% |
| City of Sault Ste. Marie, Precinct 3 | | | | | | | | |
| Polling | 2568 | 385 | 385 | 0 | 0.00% | 8 | 2.08% | 0 0.00% |
| AVCB (if used) | 2568 | 80 | 80 | 3 | 3.75% | 4 | 5.00% | 3 3.75% |
| Total | 2568 | 465 | 465 | 3 | 0.65% | 12 | 2.58% | 3 0.65% |
| Bay Mills Township, Precinct 1 | | | | | | | | |
| Polling | 1085 | 142 | 142 | 0 | 0.00% | 2 | 1.41% | 0 0.00% |
| AVCB (if used) | 1085 | 0 | 0 | 0 | - | 0 | - | 0 - |
| Total | 1085 | 142 | 142 | 0 | 0.00% | 2 | 1.41% | 0 0.00% |
| Bruce Township, Precinct 1 | | | | | | | | |
| Polling | 1571 | 345 | 344 | 7 | 2.03% | 6 | 1.74% | 0 0.00% |
| AVCB (if used) | 1571 | 0 | 0 | 0 | - | 0 | - | 0 - |
| Total | 1571 | 345 | 344 | 7 | 2.03% | 6 | 1.74% | 0 0.00% |
| Chippewa Township, Precinct 1 | | | | | | | | |
| Polling | 161 | 37 | 37 | 1 | 2.70% | 1 | 2.70% | 0 0.00% |
| AVCB (if used) | 161 | 0 | 0 | 0 | - | 0 | - | 0 - |
| Total | 161 | 37 | 37 | 1 | 2.70% | 1 | 2.70% | 0 0.00% |
| Dafer Township, Precinct 1 | | | | | | | | |
| Polling | 942 | 214 | 214 | 1 | 0.47% | 0 | 0.00% | 0 0.00% |
| AVCB (if used) | 942 | 0 | 0 | 0 | - | 0 | - | 0 - |
| Total | 942 | 214 | 214 | 1 | 0.47% | 0 | 0.00% | 0 0.00% |
| DeTour Township, Precinct 1 | | | | | | | | |
| Polling | 690 | 155 | 154 | 0 | 0.00% | 1 | 0.65% | 0 0.00% |
| AVCB (if used) | 690 | 0 | 0 | 0 | - | 0 | - | 0 - |
| Total | 690 | 155 | 154 | 0 | 0.00% | 1 | 0.65% | 0 0.00% |
| Drummond Island Township, Precinct 1 | | | | | | | | |
| Polling | 992 | 268 | 268 | 1 | 0.37% | 5 | 1.87% | 0 0.00% |
| AVCB (if used) | 992 | 0 | 0 | 0 | - | 0 | - | 0 - |
| Total | 992 | 268 | 268 | 1 | 0.37% | 5 | 1.87% | 0 0.00% |
| Hulbert Township, Precinct 1 | | | | | | | | |
| Polling | 162 | 39 | 39 | 0 | 0.00% | 2 | 5.13% | 0 0.00% |
| AVCB (if used) | 162 | 0 | 0 | 0 | - | 0 | - | 0 - |
| Total | 162 | 39 | 39 | 0 | 0.00% | 2 | 5.13% | 0 0.00% |
| Kinross Charter Township, Precinct 1 | | | | | | | | |
| Polling | 2161 | 418 | 418 | 2 | 0.48% | 6 | 1.44% | 0 0.00% |
| AVCB (if used) | 2161 | 0 | 0 | 0 | - | 0 | - | 0 - |
| Total | 2161 | 418 | 418 | 2 | 0.48% | 6 | 1.44% | 0 0.00% |
| Pickford Township, Precinct 1 | | | | | | | | |
| Polling | 1190 | 330 | 330 | 2 | 0.61% | 3 | 0.91% | 2 0.61% |
| AVCB (if used) | 1190 | 0 | 0 | 0 | - | 0 | - | 0 - |
| Total | 1190 | 330 | 330 | 2 | 0.61% | 3 | 0.91% | 2 0.61% |
| Raber Township, Precinct 1 | | | | | | | | |
| Polling | 511 | 120 | 119 | 0 | 0.00% | 0 | 0.00% | 0 0.00% |
| AVCB (if used) | 511 | 0 | 0 | 0 | - | 0 | - | 0 - |
| Total | 511 | 120 | 119 | 0 | 0.00% | 0 | 0.00% | 0 0.00% |
| Rudyard Township, Precinct 1 | | | | | | | | |
| Polling | 960 | 250 | 250 | 3 | 1.20% | 3 | 1.20% | 1 0.40% |
| AVCB (if used) | 960 | 0 | 0 | 0 | - | 0 | - | 0 - |
| Total | 960 | 250 | 250 | 3 | 1.20% | 3 | 1.20% | 1 0.40% |
| Soo Township, Precinct 1 | | | | | | | | |
| Polling | 2381 | 515 | 513 | 2 | 0.39% | 11 | 2.14% | 0 0.00% |

Statement of Votes Cast
Chippewa County, MI
2016 Presidential Primary
SOVC For Jurisdiction Wide, All Counters, All Races

Date:03/11/16
Time:14:51:47
Page:4 of 20

| | REP President | | | | | | | |
|--|----------------|------------------|----------------|----------------|-------|------------------|-------|-------------------------|
| | Reg. Voters | Times Counted | Total Votes | Jeb Bush (REP) | | Ben Carson (REP) | | Chris Christie (REP) |
| AVCB (if used) | 2381 | 0 | 0 | 0 | - | 0 | - | 0 |
| Total | 2381 | 515 | 513 | 2 | 0.39% | 11 | 2.14% | 0 0.00% |
| Sugar Island Township, Precinct 1 | | | | | | | | |
| Polling | 634 | 146 | 146 | 0 | 0.00% | 1 | 0.68% | 0 0.00% |
| AVCB (if used) | 634 | 0 | 0 | 0 | - | 0 | - | 0 |
| Total | 634 | 146 | 146 | 0 | 0.00% | 1 | 0.68% | 0 0.00% |
| Superior Township, Precinct 1 | | | | | | | | |
| Polling | 1026 | 230 | 230 | 1 | 0.43% | 6 | 2.61% | 0 0.00% |
| AVCB (if used) | 1026 | 0 | 0 | 0 | - | 0 | - | 0 |
| Total | 1026 | 230 | 230 | 1 | 0.43% | 6 | 2.61% | 0 0.00% |
| Trout Lake Township, Precinct 1 | | | | | | | | |
| Polling | 310 | 94 | 94 | 2 | 2.13% | 0 | 0.00% | 0 0.00% |
| AVCB (if used) | 310 | 0 | 0 | 0 | - | 0 | - | 0 |
| Total | 310 | 94 | 94 | 2 | 2.13% | 0 | 0.00% | 0 0.00% |
| Whitefish Township, Precinct 1 | | | | | | | | |
| Polling | 552 | 187 | 186 | 1 | 0.54% | 3 | 1.61% | 0 0.00% |
| AVCB (if used) | 552 | 0 | 0 | 0 | - | 0 | - | 0 |
| Total | 552 | 187 | 186 | 1 | 0.54% | 3 | 1.61% | 0 0.00% |
| MACKINAC Marquette Township, Precinct 1B | | | | | | | | |
| Polling | - | - | - | - | - | - | - | - |
| AVCB (if used) | - | - | - | - | - | - | - | - |
| Total | - | - | - | - | - | - | - | - |
| Total | | | | | | | | |
| Polling | 23740 | 4608 | 4602 | 28 | 0.61% | 72 | 1.56% | 3 0.07% |
| AVCB (if used) | 23740 | 278 | 276 | 13 | 4.71% | 15 | 5.43% | 6 2.17% |
| Total | 23740 | 4886 | 4878 | 41 | 0.84% | 87 | 1.78% | 9 0.18% |

Statement of Votes Cast
Chippewa County, MI
2016 Presidential Primary
SOVC For Jurisdiction Wide, All Counters, All Races

Date:03/11/16
Time:14:51:47
Page:5 of 20

| | REP President | | | | | | | |
|--------------------------------------|----------------|--------|---------------------|-------|----------------------|-------|---------------------|-------|
| | Ted Cruz (REP) | | Carly Fiorina (REP) | | Lindsey Graham (REP) | | Mike Huckabee (REP) | |
| Jurisdiction Wide | | | | | | | | |
| City of Sault Ste. Marie, Precinct 1 | | | | | | | | |
| Polling | 85 | 22.85% | 0 | 0.00% | 1 | 0.27% | 2 | 0.54% |
| AVCB (if used) | 11 | 11.70% | 0 | 0.00% | 0 | 0.00% | 0 | 0.00% |
| Total | 96 | 20.60% | 0 | 0.00% | 1 | 0.21% | 2 | 0.43% |
| City of Sault Ste. Marie, Precinct 2 | | | | | | | | |
| Polling | 103 | 28.53% | 0 | 0.00% | 0 | 0.00% | 0 | 0.00% |
| AVCB (if used) | 16 | 15.69% | 0 | 0.00% | 0 | 0.00% | 2 | 1.96% |
| Total | 119 | 25.70% | 0 | 0.00% | 0 | 0.00% | 2 | 0.43% |
| City of Sault Ste. Marie, Precinct 3 | | | | | | | | |
| Polling | 89 | 23.12% | 2 | 0.52% | 1 | 0.26% | 1 | 0.26% |
| AVCB (if used) | 10 | 12.50% | 0 | 0.00% | 0 | 0.00% | 0 | 0.00% |
| Total | 99 | 21.29% | 2 | 0.43% | 1 | 0.22% | 1 | 0.22% |
| Bay Mills Township, Precinct 1 | | | | | | | | |
| Polling | 35 | 24.65% | 1 | 0.70% | 0 | 0.00% | 0 | 0.00% |
| AVCB (if used) | 0 | - | 0 | - | 0 | - | 0 | - |
| Total | 35 | 24.65% | 1 | 0.70% | 0 | 0.00% | 0 | 0.00% |
| Bruce Township, Precinct 1 | | | | | | | | |
| Polling | 107 | 31.10% | 1 | 0.29% | 0 | 0.00% | 0 | 0.00% |
| AVCB (if used) | 0 | - | 0 | - | 0 | - | 0 | - |
| Total | 107 | 31.10% | 1 | 0.29% | 0 | 0.00% | 0 | 0.00% |
| Chippewa Township, Precinct 1 | | | | | | | | |
| Polling | 8 | 21.62% | 0 | 0.00% | 0 | 0.00% | 0 | 0.00% |
| AVCB (if used) | 0 | - | 0 | - | 0 | - | 0 | - |
| Total | 8 | 21.62% | 0 | 0.00% | 0 | 0.00% | 0 | 0.00% |
| Dafer Township, Precinct 1 | | | | | | | | |
| Polling | 66 | 30.84% | 0 | 0.00% | 0 | 0.00% | 3 | 1.40% |
| AVCB (if used) | 0 | - | 0 | - | 0 | - | 0 | - |
| Total | 66 | 30.84% | 0 | 0.00% | 0 | 0.00% | 3 | 1.40% |
| DeTour Township, Precinct 1 | | | | | | | | |
| Polling | 39 | 25.32% | 0 | 0.00% | 0 | 0.00% | 0 | 0.00% |
| AVCB (if used) | 0 | - | 0 | - | 0 | - | 0 | - |
| Total | 39 | 25.32% | 0 | 0.00% | 0 | 0.00% | 0 | 0.00% |
| Drummond Island Township, Precinct 1 | | | | | | | | |
| Polling | 44 | 16.42% | 0 | 0.00% | 0 | 0.00% | 0 | 0.00% |
| AVCB (if used) | 0 | - | 0 | - | 0 | - | 0 | - |
| Total | 44 | 16.42% | 0 | 0.00% | 0 | 0.00% | 0 | 0.00% |
| Hulbert Township, Precinct 1 | | | | | | | | |
| Polling | 10 | 25.64% | 0 | 0.00% | 0 | 0.00% | 0 | 0.00% |
| AVCB (if used) | 0 | - | 0 | - | 0 | - | 0 | - |
| Total | 10 | 25.64% | 0 | 0.00% | 0 | 0.00% | 0 | 0.00% |
| Kinross Charter Township, Precinct 1 | | | | | | | | |
| Polling | 154 | 36.84% | 0 | 0.00% | 1 | 0.24% | 1 | 0.24% |
| AVCB (if used) | 0 | - | 0 | - | 0 | - | 0 | - |
| Total | 154 | 36.84% | 0 | 0.00% | 1 | 0.24% | 1 | 0.24% |
| Pickford Township, Precinct 1 | | | | | | | | |
| Polling | 100 | 30.30% | 0 | 0.00% | 0 | 0.00% | 0 | 0.00% |
| AVCB (if used) | 0 | - | 0 | - | 0 | - | 0 | - |
| Total | 100 | 30.30% | 0 | 0.00% | 0 | 0.00% | 0 | 0.00% |
| Raber Township, Precinct 1 | | | | | | | | |
| Polling | 26 | 21.85% | 0 | 0.00% | 0 | 0.00% | 0 | 0.00% |
| AVCB (if used) | 0 | - | 0 | - | 0 | - | 0 | - |
| Total | 26 | 21.85% | 0 | 0.00% | 0 | 0.00% | 0 | 0.00% |
| Rudyard Township, Precinct 1 | | | | | | | | |
| Polling | 90 | 36.00% | 0 | 0.00% | 1 | 0.40% | 0 | 0.00% |
| AVCB (if used) | 0 | - | 0 | - | 0 | - | 0 | - |
| Total | 90 | 36.00% | 0 | 0.00% | 1 | 0.40% | 0 | 0.00% |
| Soo Township, Precinct 1 | | | | | | | | |
| Polling | 139 | 27.10% | 0 | 0.00% | 0 | 0.00% | 2 | 0.39% |

Statement of Votes Cast
Chippewa County, MI
2016 Presidential Primary
SOVC For Jurisdiction Wide, All Counters, All Races

Date:03/11/16
Time:14:51:47
Page:6 of 20

| | REP President | | | | | | | | | |
|--|----------------|--------|---------------------|-------|----------------------|-------|---------------------|-------|----------------------|--------|
| | Ted Cruz (REP) | | Carly Fiorina (REP) | | Lindsey Graham (REP) | | Mike Huckabee (REP) | | John R. Kasich (REP) | |
| AVCB (if used) | 0 | - | 0 | - | 0 | - | 0 | - | 0 | - |
| Total | 139 | 27.10% | 0 | 0.00% | 0 | 0.00% | 2 | 0.39% | 105 | 20.47% |
| Sugar Island Township, Precinct 1 | | | | | | | | | | |
| Polling | 36 | 24.66% | 0 | 0.00% | 0 | 0.00% | 1 | 0.68% | 34 | 23.29% |
| AVCB (if used) | 0 | - | 0 | - | 0 | - | 0 | - | 0 | - |
| Total | 36 | 24.66% | 0 | 0.00% | 0 | 0.00% | 1 | 0.68% | 34 | 23.29% |
| Superior Township, Precinct 1 | | | | | | | | | | |
| Polling | 67 | 29.13% | 0 | 0.00% | 1 | 0.43% | 1 | 0.43% | 36 | 15.65% |
| AVCB (if used) | 0 | - | 0 | - | 0 | - | 0 | - | 0 | - |
| Total | 67 | 29.13% | 0 | 0.00% | 1 | 0.43% | 1 | 0.43% | 36 | 15.65% |
| Trout Lake Township, Precinct 1 | | | | | | | | | | |
| Polling | 28 | 29.79% | 0 | 0.00% | 0 | 0.00% | 0 | 0.00% | 15 | 15.96% |
| AVCB (if used) | 0 | - | 0 | - | 0 | - | 0 | - | 0 | - |
| Total | 28 | 29.79% | 0 | 0.00% | 0 | 0.00% | 0 | 0.00% | 15 | 15.96% |
| Whitefish Township, Precinct 1 | | | | | | | | | | |
| Polling | 57 | 30.65% | 0 | 0.00% | 0 | 0.00% | 0 | 0.00% | 29 | 15.59% |
| AVCB (if used) | 0 | - | 0 | - | 0 | - | 0 | - | 0 | - |
| Total | 57 | 30.65% | 0 | 0.00% | 0 | 0.00% | 0 | 0.00% | 29 | 15.59% |
| MACKINAC Marquette Township, Precinct 1B | | | | | | | | | | |
| Polling | - | - | - | - | - | - | - | - | - | - |
| AVCB (if used) | - | - | - | - | - | - | - | - | - | - |
| Total | - | - | - | - | - | - | - | - | - | - |
| Total | | | | | | | | | | |
| Polling | 1283 | 27.88% | 4 | 0.09% | 5 | 0.11% | 11 | 0.24% | 872 | 18.95% |
| AVCB (if used) | 37 | 13.41% | 0 | 0.00% | 0 | 0.00% | 2 | 0.72% | 32 | 11.59% |
| Total | 1320 | 27.06% | 4 | 0.08% | 5 | 0.10% | 13 | 0.27% | 904 | 18.53% |

Statement of Votes Cast
Chippewa County, MI
2016 Presidential Primary
SOVC For Jurisdiction Wide, All Counters, All Races

Date:03/11/16
Time:14:51:47
Page:7 of 20

| | REP President | | | | | | | | | |
|--------------------------------------|------------------------|-------|-----------------|-------|----------------------|--------|------------------------|-------|--------------------------|--------|
| | George Pataki (REP) | | Rand Paul (REP) | | Marco Rubio (REP) | | Rick Santorum (REP) | | Donald J. Trump (REP) | |
| Jurisdiction Wide | | | | | | | | | | |
| City of Sault Ste. Marie, Precinct 1 | | | | | | | | | | |
| Polling | 0 | 0.00% | 4 | 1.08% | 35 | 9.41% | 3 | 0.81% | 144 | 38.71% |
| AVCB (if used) | 0 | 0.00% | 0 | 0.00% | 12 | 12.77% | 0 | 0.00% | 38 | 40.43% |
| Total | 0 | 0.00% | 4 | 0.86% | 47 | 10.09% | 3 | 0.64% | 182 | 39.06% |
| City of Sault Ste. Marie, Precinct 2 | | | | | | | | | | |
| Polling | 0 | 0.00% | 1 | 0.28% | 26 | 7.20% | 0 | 0.00% | 140 | 38.78% |
| AVCB (if used) | 0 | 0.00% | 0 | 0.00% | 14 | 13.73% | 0 | 0.00% | 31 | 30.39% |
| Total | 0 | 0.00% | 1 | 0.22% | 40 | 8.64% | 0 | 0.00% | 171 | 36.93% |
| City of Sault Ste. Marie, Precinct 3 | | | | | | | | | | |
| Polling | 0 | 0.00% | 2 | 0.52% | 37 | 9.61% | 0 | 0.00% | 143 | 37.14% |
| AVCB (if used) | 0 | 0.00% | 0 | 0.00% | 20 | 25.00% | 0 | 0.00% | 26 | 32.50% |
| Total | 0 | 0.00% | 2 | 0.43% | 57 | 12.26% | 0 | 0.00% | 169 | 36.34% |
| Bay Mills Township, Precinct 1 | | | | | | | | | | |
| Polling | 0 | 0.00% | 0 | 0.00% | 16 | 11.27% | 0 | 0.00% | 54 | 38.03% |
| AVCB (if used) | 0 | - | 0 | - | 0 | - | 0 | - | 0 | - |
| Total | 0 | 0.00% | 0 | 0.00% | 16 | 11.27% | 0 | 0.00% | 54 | 38.03% |
| Bruce Township, Precinct 1 | | | | | | | | | | |
| Polling | 0 | 0.00% | 0 | 0.00% | 25 | 7.27% | 2 | 0.58% | 134 | 38.95% |
| AVCB (if used) | 0 | - | 0 | - | 0 | - | 0 | - | 0 | - |
| Total | 0 | 0.00% | 0 | 0.00% | 25 | 7.27% | 2 | 0.58% | 134 | 38.95% |
| Chippewa Township, Precinct 1 | | | | | | | | | | |
| Polling | 0 | 0.00% | 0 | 0.00% | 4 | 10.81% | 0 | 0.00% | 18 | 48.65% |
| AVCB (if used) | 0 | - | 0 | - | 0 | - | 0 | - | 0 | - |
| Total | 0 | 0.00% | 0 | 0.00% | 4 | 10.81% | 0 | 0.00% | 18 | 48.65% |
| Dafter Township, Precinct 1 | | | | | | | | | | |
| Polling | 0 | 0.00% | 0 | 0.00% | 23 | 10.75% | 0 | 0.00% | 85 | 39.72% |
| AVCB (if used) | 0 | - | 0 | - | 0 | - | 0 | - | 0 | - |
| Total | 0 | 0.00% | 0 | 0.00% | 23 | 10.75% | 0 | 0.00% | 85 | 39.72% |
| DeTour Township, Precinct 1 | | | | | | | | | | |
| Polling | 0 | 0.00% | 0 | 0.00% | 7 | 4.55% | 0 | 0.00% | 72 | 46.75% |
| AVCB (if used) | 0 | - | 0 | - | 0 | - | 0 | - | 0 | - |
| Total | 0 | 0.00% | 0 | 0.00% | 7 | 4.55% | 0 | 0.00% | 72 | 46.75% |
| Drummond Island Township, Precinct 1 | | | | | | | | | | |
| Polling | 1 | 0.37% | 0 | 0.00% | 25 | 9.33% | 0 | 0.00% | 146 | 54.48% |
| AVCB (if used) | 0 | - | 0 | - | 0 | - | 0 | - | 0 | - |
| Total | 1 | 0.37% | 0 | 0.00% | 25 | 9.33% | 0 | 0.00% | 146 | 54.48% |
| Hulbert Township, Precinct 1 | | | | | | | | | | |
| Polling | 0 | 0.00% | 0 | 0.00% | 4 | 10.26% | 0 | 0.00% | 13 | 33.33% |
| AVCB (if used) | 0 | - | 0 | - | 0 | - | 0 | - | 0 | - |
| Total | 0 | 0.00% | 0 | 0.00% | 4 | 10.26% | 0 | 0.00% | 13 | 33.33% |
| Kinross Charter Township, Precinct 1 | | | | | | | | | | |
| Polling | 0 | 0.00% | 0 | 0.00% | 29 | 6.94% | 3 | 0.72% | 151 | 36.12% |
| AVCB (if used) | 0 | - | 0 | - | 0 | - | 0 | - | 0 | - |
| Total | 0 | 0.00% | 0 | 0.00% | 29 | 6.94% | 3 | 0.72% | 151 | 36.12% |
| Pickford Township, Precinct 1 | | | | | | | | | | |
| Polling | 0 | 0.00% | 1 | 0.30% | 27 | 8.18% | 0 | 0.00% | 138 | 41.82% |
| AVCB (if used) | 0 | - | 0 | - | 0 | - | 0 | - | 0 | - |
| Total | 0 | 0.00% | 1 | 0.30% | 27 | 8.18% | 0 | 0.00% | 138 | 41.82% |
| Raber Township, Precinct 1 | | | | | | | | | | |
| Polling | 0 | 0.00% | 0 | 0.00% | 10 | 8.40% | 0 | 0.00% | 65 | 54.62% |
| AVCB (if used) | 0 | - | 0 | - | 0 | - | 0 | - | 0 | - |
| Total | 0 | 0.00% | 0 | 0.00% | 10 | 8.40% | 0 | 0.00% | 65 | 54.62% |
| Rudyard Township, Precinct 1 | | | | | | | | | | |
| Polling | 0 | 0.00% | 1 | 0.40% | 24 | 9.60% | 3 | 1.20% | 84 | 33.60% |
| AVCB (if used) | 0 | - | 0 | - | 0 | - | 0 | - | 0 | - |
| Total | 0 | 0.00% | 1 | 0.40% | 24 | 9.60% | 3 | 1.20% | 84 | 33.60% |
| Soo Township, Precinct 1 | | | | | | | | | | |
| Polling | 0 | 0.00% | 1 | 0.19% | 46 | 8.97% | 0 | 0.00% | 200 | 38.99% |

Statement of Votes Cast
Chippewa County, MI
2016 Presidential Primary

Date:03/11/16
Time:14:51:47
Page:8 of 20

SOVC For Jurisdiction Wide, All Counters, All Races

| | REP President | | | | | | | | | |
|--|------------------------|-------|-----------------|-------|----------------------|--------|------------------------|-------|--------------------------|--------|
| | George Pataki (REP) | | Rand Paul (REP) | | Marco Rubio (REP) | | Rick Santorum (REP) | | Donald J. Trump (REP) | |
| AVCB (if used) | 0 | - | 0 | - | 0 | - | 0 | - | 0 | - |
| Total | 0 | 0.00% | 1 | 0.19% | 46 | 8.97% | 0 | 0.00% | 200 | 38.99% |
| Sugar Island Township, Precinct 1 | | | | | | | | | | |
| Polling | 1 | 0.68% | 0 | 0.00% | 6 | 4.11% | 0 | 0.00% | 64 | 43.84% |
| AVCB (if used) | 0 | - | 0 | - | 0 | - | 0 | - | 0 | - |
| Total | 1 | 0.68% | 0 | 0.00% | 6 | 4.11% | 0 | 0.00% | 64 | 43.84% |
| Superior Township, Precinct 1 | | | | | | | | | | |
| Polling | 0 | 0.00% | 3 | 1.30% | 15 | 6.52% | 3 | 1.30% | 95 | 41.30% |
| AVCB (if used) | 0 | - | 0 | - | 0 | - | 0 | - | 0 | - |
| Total | 0 | 0.00% | 3 | 1.30% | 15 | 6.52% | 3 | 1.30% | 95 | 41.30% |
| Trout Lake Township, Precinct 1 | | | | | | | | | | |
| Polling | 0 | 0.00% | 0 | 0.00% | 9 | 9.57% | 0 | 0.00% | 39 | 41.49% |
| AVCB (if used) | 0 | - | 0 | - | 0 | - | 0 | - | 0 | - |
| Total | 0 | 0.00% | 0 | 0.00% | 9 | 9.57% | 0 | 0.00% | 39 | 41.49% |
| Whitefish Township, Precinct 1 | | | | | | | | | | |
| Polling | 0 | 0.00% | 1 | 0.54% | 13 | 6.99% | 0 | 0.00% | 79 | 42.47% |
| AVCB (if used) | 0 | - | 0 | - | 0 | - | 0 | - | 0 | - |
| Total | 0 | 0.00% | 1 | 0.54% | 13 | 6.99% | 0 | 0.00% | 79 | 42.47% |
| MACKINAC Marquette Township, Precinct 1B | | | | | | | | | | |
| Polling | - | - | - | - | - | - | - | - | - | - |
| AVCB (if used) | - | - | - | - | - | - | - | - | - | - |
| Total | - | - | - | - | - | - | - | - | - | - |
| Total | | | | | | | | | | |
| Polling | 2 | 0.04% | 14 | 0.30% | 381 | 8.28% | 14 | 0.30% | 1864 | 40.50% |
| AVCB (if used) | 0 | 0.00% | 0 | 0.00% | 46 | 16.67% | 0 | 0.00% | 95 | 34.42% |
| Total | 2 | 0.04% | 14 | 0.29% | 427 | 8.75% | 14 | 0.29% | 1959 | 40.16% |

Statement of Votes Cast
Chippewa County, MI
2016 Presidential Primary

Date:03/11/16
Time:14:51:47
Page:9 of 20

SOVC For Jurisdiction Wide, All Counters, All Races

| | REP President | | | |
|--------------------------------------|---------------|--------|----------------|-------|
| | Uncommitted | | Write-In Votes | |
| Jurisdiction Wide | | | | |
| City of Sault Ste. Marie, Precinct 1 | | | | |
| Polling | 1 | 0.27% | 0 | 0.00% |
| AVCB (if used) | 9 | 9.57% | 0 | 0.00% |
| Total | 10 | 2.15% | 0 | 0.00% |
| City of Sault Ste. Marie, Precinct 2 | | | | |
| Polling | 1 | 0.28% | 0 | 0.00% |
| AVCB (if used) | 13 | 12.75% | 0 | 0.00% |
| Total | 14 | 3.02% | 0 | 0.00% |
| City of Sault Ste. Marie, Precinct 3 | | | | |
| Polling | 3 | 0.78% | 0 | 0.00% |
| AVCB (if used) | 8 | 10.00% | 0 | 0.00% |
| Total | 11 | 2.37% | 0 | 0.00% |
| Bay Mills Township, Precinct 1 | | | | |
| Polling | 2 | 1.41% | 0 | 0.00% |
| AVCB (if used) | 0 | - | 0 | - |
| Total | 2 | 1.41% | 0 | 0.00% |
| Bruce Township, Precinct 1 | | | | |
| Polling | 7 | 2.03% | 0 | 0.00% |
| AVCB (if used) | 0 | - | 0 | - |
| Total | 7 | 2.03% | 0 | 0.00% |
| Chippewa Township, Precinct 1 | | | | |
| Polling | 0 | 0.00% | 0 | 0.00% |
| AVCB (if used) | 0 | - | 0 | - |
| Total | 0 | 0.00% | 0 | 0.00% |
| Dafer Township, Precinct 1 | | | | |
| Polling | 0 | 0.00% | 0 | 0.00% |
| AVCB (if used) | 0 | - | 0 | - |
| Total | 0 | 0.00% | 0 | 0.00% |
| DeTour Township, Precinct 1 | | | | |
| Polling | 1 | 0.65% | 0 | 0.00% |
| AVCB (if used) | 0 | - | 0 | - |
| Total | 1 | 0.65% | 0 | 0.00% |
| Drummond Island Township, Precinct 1 | | | | |
| Polling | 3 | 1.12% | 0 | 0.00% |
| AVCB (if used) | 0 | - | 0 | - |
| Total | 3 | 1.12% | 0 | 0.00% |
| Hulbert Township, Precinct 1 | | | | |
| Polling | 0 | 0.00% | 0 | 0.00% |
| AVCB (if used) | 0 | - | 0 | - |
| Total | 0 | 0.00% | 0 | 0.00% |
| Kinross Charter Township, Precinct 1 | | | | |
| Polling | 6 | 1.44% | 0 | 0.00% |
| AVCB (if used) | 0 | - | 0 | - |
| Total | 6 | 1.44% | 0 | 0.00% |
| Pickford Township, Precinct 1 | | | | |
| Polling | 2 | 0.61% | 0 | 0.00% |
| AVCB (if used) | 0 | - | 0 | - |
| Total | 2 | 0.61% | 0 | 0.00% |
| Raber Township, Precinct 1 | | | | |
| Polling | 2 | 1.68% | 0 | 0.00% |
| AVCB (if used) | 0 | - | 0 | - |
| Total | 2 | 1.68% | 0 | 0.00% |
| Rudyard Township, Precinct 1 | | | | |
| Polling | 5 | 2.00% | 0 | 0.00% |
| AVCB (if used) | 0 | - | 0 | - |
| Total | 5 | 2.00% | 0 | 0.00% |
| Soo Township, Precinct 1 | | | | |
| Polling | 7 | 1.36% | 0 | 0.00% |

Statement of Votes Cast
Chippewa County, MI
2016 Presidential Primary
SOVC For Jurisdiction Wide, All Counters, All Races

Date:03/11/16
Time:14:51:47
Page:10 of 20

| | REP President | | | |
|--|---------------|--------|----------------|-------|
| | Uncommitted | | Write-In Votes | |
| AVCB (if used) | 0 | - | 0 | - |
| Total | 7 | 1.36% | 0 | 0.00% |
| Sugar Island Township, Precinct 1 | | | | |
| Polling | 3 | 2.05% | 0 | 0.00% |
| AVCB (if used) | 0 | - | 0 | - |
| Total | 3 | 2.05% | 0 | 0.00% |
| Superior Township, Precinct 1 | | | | |
| Polling | 2 | 0.87% | 0 | 0.00% |
| AVCB (if used) | 0 | - | 0 | - |
| Total | 2 | 0.87% | 0 | 0.00% |
| Trout Lake Township, Precinct 1 | | | | |
| Polling | 1 | 1.06% | 0 | 0.00% |
| AVCB (if used) | 0 | - | 0 | - |
| Total | 1 | 1.06% | 0 | 0.00% |
| Whitefish Township, Precinct 1 | | | | |
| Polling | 3 | 1.61% | 0 | 0.00% |
| AVCB (if used) | 0 | - | 0 | - |
| Total | 3 | 1.61% | 0 | 0.00% |
| MACKINAC Marquette Township, Precinct 1B | | | | |
| Polling | - | - | - | - |
| AVCB (if used) | - | - | - | - |
| Total | - | - | - | - |
| Total | | | | |
| Polling | 49 | 1.06% | 0 | 0.00% |
| AVCB (if used) | 30 | 10.87% | 0 | 0.00% |
| Total | 79 | 1.62% | 0 | 0.00% |

Statement of Votes Cast
Chippewa County, MI
2016 Presidential Primary
SOVC For Jurisdiction Wide, All Counters, All Races

Date:03/11/16
Time:14:51:47
Page:11 of 20

| | DEM President | | | | | | | | |
|--------------------------------------|---------------|---------------|-------------|-----------------------|--------|--------------------------|-------|--------------------------|-------|
| | Reg. Voters | Times Counted | Total Votes | Hillary Clinton (DEM) | | Rocky De La Fuente (DEM) | | Martin J. O'Malley (DEM) | |
| Jurisdiction Wide | | | | | | | | | |
| City of Sault Ste. Marie, Precinct 1 | | | | | | | | | |
| Polling | 3174 | 437 | 437 | 131 | 29.98% | 1 | 0.23% | 0 | 0.00% |
| AVCB (if used) | 3174 | 67 | 66 | 40 | 60.61% | 0 | 0.00% | 2 | 3.03% |
| Total | 3174 | 504 | 503 | 171 | 34.00% | 1 | 0.20% | 2 | 0.40% |
| City of Sault Ste. Marie, Precinct 2 | | | | | | | | | |
| Polling | 2670 | 318 | 318 | 98 | 30.82% | 0 | 0.00% | 1 | 0.31% |
| AVCB (if used) | 2670 | 58 | 58 | 33 | 56.90% | 0 | 0.00% | 0 | 0.00% |
| Total | 2670 | 376 | 376 | 131 | 34.84% | 0 | 0.00% | 1 | 0.27% |
| City of Sault Ste. Marie, Precinct 3 | | | | | | | | | |
| Polling | 2568 | 278 | 278 | 112 | 40.29% | 1 | 0.36% | 1 | 0.36% |
| AVCB (if used) | 2568 | 61 | 61 | 38 | 62.30% | 0 | 0.00% | 1 | 1.64% |
| Total | 2568 | 339 | 339 | 150 | 44.25% | 1 | 0.29% | 2 | 0.59% |
| Bay Mills Township, Precinct 1 | | | | | | | | | |
| Polling | 1085 | 170 | 170 | 54 | 31.76% | 1 | 0.59% | 0 | 0.00% |
| AVCB (if used) | 1085 | 0 | 0 | 0 | - | 0 | - | 0 | - |
| Total | 1085 | 170 | 170 | 54 | 31.76% | 1 | 0.59% | 0 | 0.00% |
| Bruce Township, Precinct 1 | | | | | | | | | |
| Polling | 1571 | 178 | 178 | 75 | 42.13% | 0 | 0.00% | 0 | 0.00% |
| AVCB (if used) | 1571 | 0 | 0 | 0 | - | 0 | - | 0 | - |
| Total | 1571 | 178 | 178 | 75 | 42.13% | 0 | 0.00% | 0 | 0.00% |
| Chippewa Township, Precinct 1 | | | | | | | | | |
| Polling | 161 | 14 | 14 | 3 | 21.43% | 0 | 0.00% | 0 | 0.00% |
| AVCB (if used) | 161 | 0 | 0 | 0 | - | 0 | - | 0 | - |
| Total | 161 | 14 | 14 | 3 | 21.43% | 0 | 0.00% | 0 | 0.00% |
| Dafter Township, Precinct 1 | | | | | | | | | |
| Polling | 942 | 82 | 82 | 31 | 37.80% | 0 | 0.00% | 0 | 0.00% |
| AVCB (if used) | 942 | 0 | 0 | 0 | - | 0 | - | 0 | - |
| Total | 942 | 82 | 82 | 31 | 37.80% | 0 | 0.00% | 0 | 0.00% |
| DeTour Township, Precinct 1 | | | | | | | | | |
| Polling | 690 | 101 | 100 | 41 | 41.00% | 0 | 0.00% | 0 | 0.00% |
| AVCB (if used) | 690 | 0 | 0 | 0 | - | 0 | - | 0 | - |
| Total | 690 | 101 | 100 | 41 | 41.00% | 0 | 0.00% | 0 | 0.00% |
| Drummond Island Township, Precinct 1 | | | | | | | | | |
| Polling | 992 | 122 | 122 | 56 | 45.90% | 0 | 0.00% | 0 | 0.00% |
| AVCB (if used) | 992 | 0 | 0 | 0 | - | 0 | - | 0 | - |
| Total | 992 | 122 | 122 | 56 | 45.90% | 0 | 0.00% | 0 | 0.00% |
| Hulbert Township, Precinct 1 | | | | | | | | | |
| Polling | 162 | 24 | 24 | 9 | 37.50% | 0 | 0.00% | 0 | 0.00% |
| AVCB (if used) | 162 | 0 | 0 | 0 | - | 0 | - | 0 | - |
| Total | 162 | 24 | 24 | 9 | 37.50% | 0 | 0.00% | 0 | 0.00% |
| Kinross Charter Township, Precinct 1 | | | | | | | | | |
| Polling | 2161 | 225 | 225 | 89 | 39.56% | 0 | 0.00% | 1 | 0.44% |
| AVCB (if used) | 2161 | 0 | 0 | 0 | - | 0 | - | 0 | - |
| Total | 2161 | 225 | 225 | 89 | 39.56% | 0 | 0.00% | 1 | 0.44% |
| Pickford Township, Precinct 1 | | | | | | | | | |
| Polling | 1190 | 108 | 108 | 50 | 46.30% | 0 | 0.00% | 0 | 0.00% |
| AVCB (if used) | 1190 | 0 | 0 | 0 | - | 0 | - | 0 | - |
| Total | 1190 | 108 | 108 | 50 | 46.30% | 0 | 0.00% | 0 | 0.00% |
| Raber Township, Precinct 1 | | | | | | | | | |
| Polling | 511 | 91 | 91 | 37 | 40.66% | 0 | 0.00% | 0 | 0.00% |
| AVCB (if used) | 511 | 0 | 0 | 0 | - | 0 | - | 0 | - |
| Total | 511 | 91 | 91 | 37 | 40.66% | 0 | 0.00% | 0 | 0.00% |
| Rudyard Township, Precinct 1 | | | | | | | | | |
| Polling | 960 | 110 | 109 | 37 | 33.94% | 0 | 0.00% | 0 | 0.00% |
| AVCB (if used) | 960 | 0 | 0 | 0 | - | 0 | - | 0 | - |
| Total | 960 | 110 | 109 | 37 | 33.94% | 0 | 0.00% | 0 | 0.00% |
| Soo Township, Precinct 1 | | | | | | | | | |
| Polling | 2381 | 266 | 265 | 115 | 43.40% | 0 | 0.00% | 0 | 0.00% |

Statement of Votes Cast
Chippewa County, MI
2016 Presidential Primary
SOVC For Jurisdiction Wide, All Counters, All Races

Date:03/11/16
Time:14:51:47
Page:12 of 20

| | DEM President | | | | | | | | |
|--|----------------|------------------|----------------|--------------------------|--------|-----------------------------|-------|-----------------------------|-------|
| | Reg. Voters | Times Counted | Total Votes | Hillary Clinton (DEM) | | Rocky De La Fuente (DEM) | | Martin J. O'Malley (DEM) | |
| AVCB (if used) | 2381 | 0 | 0 | 0 | - | 0 | - | 0 | - |
| Total | 2381 | 266 | 265 | 115 | 43.40% | 0 | 0.00% | 0 | 0.00% |
| Sugar Island Township, Precinct 1 | | | | | | | | | |
| Polling | 634 | 112 | 112 | 63 | 56.25% | 0 | 0.00% | 0 | 0.00% |
| AVCB (if used) | 634 | 0 | 0 | 0 | - | 0 | - | 0 | - |
| Total | 634 | 112 | 112 | 63 | 56.25% | 0 | 0.00% | 0 | 0.00% |
| Superior Township, Precinct 1 | | | | | | | | | |
| Polling | 1026 | 149 | 149 | 65 | 43.62% | 0 | 0.00% | 0 | 0.00% |
| AVCB (if used) | 1026 | 0 | 0 | 0 | - | 0 | - | 0 | - |
| Total | 1026 | 149 | 149 | 65 | 43.62% | 0 | 0.00% | 0 | 0.00% |
| Trout Lake Township, Precinct 1 | | | | | | | | | |
| Polling | 310 | 29 | 29 | 13 | 44.83% | 0 | 0.00% | 0 | 0.00% |
| AVCB (if used) | 310 | 0 | 0 | 0 | - | 0 | - | 0 | - |
| Total | 310 | 29 | 29 | 13 | 44.83% | 0 | 0.00% | 0 | 0.00% |
| Whitefish Township, Precinct 1 | | | | | | | | | |
| Polling | 552 | 93 | 93 | 40 | 43.01% | 0 | 0.00% | 1 | 1.08% |
| AVCB (if used) | 552 | 0 | 0 | 0 | - | 0 | - | 0 | - |
| Total | 552 | 93 | 93 | 40 | 43.01% | 0 | 0.00% | 1 | 1.08% |
| MACKINAC Marquette Township, Precinct 1B | | | | | | | | | |
| Polling | - | - | - | - | - | - | - | - | - |
| AVCB (if used) | - | - | - | - | - | - | - | - | - |
| Total | - | - | - | - | - | - | - | - | - |
| Total | | | | | | | | | |
| Polling | 23740 | 2907 | 2904 | 1119 | 38.53% | 3 | 0.10% | 4 | 0.14% |
| AVCB (if used) | 23740 | 186 | 185 | 111 | 60.00% | 0 | 0.00% | 3 | 1.62% |
| Total | 23740 | 3093 | 3089 | 1230 | 39.82% | 3 | 0.10% | 7 | 0.23% |

Statement of Votes Cast
Chippewa County, MI
2016 Presidential Primary

Date: 03/11/16
Time: 14:51:47
Page: 13 of 20

SOVC For Jurisdiction Wide, All Counters, All Races

| | DEM President | | | | | |
|--------------------------------------|-------------------------|--------|-------------|-------|----------------|-------|
| | Bernie Sanders (DEM) | | Uncommitted | | Write-In Votes | |
| Jurisdiction Wide | | | | | | |
| City of Sault Ste. Marie, Precinct 1 | | | | | | |
| Polling | 300 | 68.65% | 4 | 0.92% | 1 | 0.23% |
| AVCB (if used) | 18 | 27.27% | 5 | 7.58% | 1 | 1.52% |
| Total | 318 | 63.22% | 9 | 1.79% | 2 | 0.40% |
| City of Sault Ste. Marie, Precinct 2 | | | | | | |
| Polling | 215 | 67.61% | 4 | 1.26% | 0 | 0.00% |
| AVCB (if used) | 23 | 39.66% | 2 | 3.45% | 0 | 0.00% |
| Total | 238 | 63.30% | 6 | 1.60% | 0 | 0.00% |
| City of Sault Ste. Marie, Precinct 3 | | | | | | |
| Polling | 161 | 57.91% | 1 | 0.36% | 2 | 0.72% |
| AVCB (if used) | 17 | 27.87% | 5 | 8.20% | 0 | 0.00% |
| Total | 178 | 52.51% | 6 | 1.77% | 2 | 0.59% |
| Bay Mills Township, Precinct 1 | | | | | | |
| Polling | 113 | 66.47% | 1 | 0.59% | 1 | 0.59% |
| AVCB (if used) | 0 | - | 0 | - | 0 | - |
| Total | 113 | 66.47% | 1 | 0.59% | 1 | 0.59% |
| Bruce Township, Precinct 1 | | | | | | |
| Polling | 98 | 55.06% | 5 | 2.81% | 0 | 0.00% |
| AVCB (if used) | 0 | - | 0 | - | 0 | - |
| Total | 98 | 55.06% | 5 | 2.81% | 0 | 0.00% |
| Chippewa Township, Precinct 1 | | | | | | |
| Polling | 10 | 71.43% | 1 | 7.14% | 0 | 0.00% |
| AVCB (if used) | 0 | - | 0 | - | 0 | - |
| Total | 10 | 71.43% | 1 | 7.14% | 0 | 0.00% |
| Dafer Township, Precinct 1 | | | | | | |
| Polling | 50 | 60.98% | 1 | 1.22% | 0 | 0.00% |
| AVCB (if used) | 0 | - | 0 | - | 0 | - |
| Total | 50 | 60.98% | 1 | 1.22% | 0 | 0.00% |
| DeTour Township, Precinct 1 | | | | | | |
| Polling | 59 | 59.00% | 0 | 0.00% | 0 | 0.00% |
| AVCB (if used) | 0 | - | 0 | - | 0 | - |
| Total | 59 | 59.00% | 0 | 0.00% | 0 | 0.00% |
| Drummond Island Township, Precinct 1 | | | | | | |
| Polling | 65 | 53.28% | 1 | 0.82% | 0 | 0.00% |
| AVCB (if used) | 0 | - | 0 | - | 0 | - |
| Total | 65 | 53.28% | 1 | 0.82% | 0 | 0.00% |
| Hulbert Township, Precinct 1 | | | | | | |
| Polling | 14 | 58.33% | 1 | 4.17% | 0 | 0.00% |
| AVCB (if used) | 0 | - | 0 | - | 0 | - |
| Total | 14 | 58.33% | 1 | 4.17% | 0 | 0.00% |
| Kinross Charter Township, Precinct 1 | | | | | | |
| Polling | 132 | 58.67% | 3 | 1.33% | 0 | 0.00% |
| AVCB (if used) | 0 | - | 0 | - | 0 | - |
| Total | 132 | 58.67% | 3 | 1.33% | 0 | 0.00% |
| Pickford Township, Precinct 1 | | | | | | |
| Polling | 56 | 51.85% | 2 | 1.85% | 0 | 0.00% |
| AVCB (if used) | 0 | - | 0 | - | 0 | - |
| Total | 56 | 51.85% | 2 | 1.85% | 0 | 0.00% |
| Raber Township, Precinct 1 | | | | | | |
| Polling | 51 | 56.04% | 3 | 3.30% | 0 | 0.00% |
| AVCB (if used) | 0 | - | 0 | - | 0 | - |
| Total | 51 | 56.04% | 3 | 3.30% | 0 | 0.00% |
| Rudyard Township, Precinct 1 | | | | | | |
| Polling | 68 | 62.39% | 4 | 3.67% | 0 | 0.00% |
| AVCB (if used) | 0 | - | 0 | - | 0 | - |
| Total | 68 | 62.39% | 4 | 3.67% | 0 | 0.00% |
| Soo Township, Precinct 1 | | | | | | |
| Polling | 141 | 53.21% | 9 | 3.40% | 0 | 0.00% |

City of Sault Sainte Marie
Precinct 1 ran out of ballots

Four paper ballots were not
included in the tabulation

| | |
|----------------|---|
| Bernie Sanders | 4 |
|----------------|---|

| | |
|---|------------|
| Bernie Sanders Total for Precinct (1) City of Sault Saitne Marie | 322 |
|---|------------|

Statement of Votes Cast
Chippewa County, MI
2016 Presidential Primary
SOVC For Jurisdiction Wide, All Counters, All Races

Date:03/11/16
Time:14:51:47
Page:14 of 20

| | DEM President | | | | | |
|--|-------------------------|--------|-------------|-------|----------------|-------|
| | Bernie Sanders (DEM) | | Uncommitted | | Write-In Votes | |
| AVCB (if used) | 0 | - | 0 | - | 0 | - |
| Total | 141 | 53.21% | 9 | 3.40% | 0 | 0.00% |
| Sugar Island Township, Precinct 1 | | | | | | |
| Polling | 49 | 43.75% | 0 | 0.00% | 0 | 0.00% |
| AVCB (if used) | 0 | - | 0 | - | 0 | - |
| Total | 49 | 43.75% | 0 | 0.00% | 0 | 0.00% |
| Superior Township, Precinct 1 | | | | | | |
| Polling | 82 | 55.03% | 2 | 1.34% | 0 | 0.00% |
| AVCB (if used) | 0 | - | 0 | - | 0 | - |
| Total | 82 | 55.03% | 2 | 1.34% | 0 | 0.00% |
| Trout Lake Township, Precinct 1 | | | | | | |
| Polling | 15 | 51.72% | 1 | 3.45% | 0 | 0.00% |
| AVCB (if used) | 0 | - | 0 | - | 0 | - |
| Total | 15 | 51.72% | 1 | 3.45% | 0 | 0.00% |
| Whitefish Township, Precinct 1 | | | | | | |
| Polling | 52 | 55.91% | 0 | 0.00% | 0 | 0.00% |
| AVCB (if used) | 0 | - | 0 | - | 0 | - |
| Total | 52 | 55.91% | 0 | 0.00% | 0 | 0.00% |
| MACKINAC Marquette Township, Precinct 1B | | | | | | |
| Polling | - | - | - | - | - | - |
| AVCB (if used) | - | - | - | - | - | - |
| Total | - | - | - | - | - | - |
| Total | | | | | | |
| Polling | 1731 | 59.61% | 43 | 1.48% | 4 | 0.14% |
| AVCB (if used) | 58 | 31.35% | 12 | 6.49% | 1 | 0.54% |
| Total | 1789 | 57.92% | 55 | 1.78% | 5 | 0.16% |

Statement of Votes Cast
Chippewa County, MI
2016 Presidential Primary

Date: 03/11/16
Time: 14:51:47
Page: 15 of 20

SOVC For Jurisdiction Wide, All Counters, All Races

| | Pickford Schools Prop | | | | | | |
|--------------------------------------|-----------------------|------------------|----------------|-----|---------|-----|--------|
| | Reg. Voters | Times Counted | Total Votes | YES | | NO | |
| Jurisdiction Wide | | | | | | | |
| City of Sault Ste. Marie, Precinct 1 | | | | | | | |
| Polling | - | - | - | - | - | - | - |
| AVCB (if used) | - | - | - | - | - | - | - |
| Total | - | - | - | - | - | - | - |
| City of Sault Ste. Marie, Precinct 2 | | | | | | | |
| Polling | - | - | - | - | - | - | - |
| AVCB (if used) | - | - | - | - | - | - | - |
| Total | - | - | - | - | - | - | - |
| City of Sault Ste. Marie, Precinct 3 | | | | | | | |
| Polling | - | - | - | - | - | - | - |
| AVCB (if used) | - | - | - | - | - | - | - |
| Total | - | - | - | - | - | - | - |
| Bay Mills Township, Precinct 1 | | | | | | | |
| Polling | - | - | - | - | - | - | - |
| AVCB (if used) | - | - | - | - | - | - | - |
| Total | - | - | - | - | - | - | - |
| Bruce Township, Precinct 1 | | | | | | | |
| Polling | 20 | 4 | 4 | 4 | 100.00% | 0 | 0.00% |
| AVCB (if used) | 20 | 0 | 0 | 0 | - | 0 | - |
| Total | 20 | 4 | 4 | 4 | 100.00% | 0 | 0.00% |
| Chippewa Township, Precinct 1 | | | | | | | |
| Polling | - | - | - | - | - | - | - |
| AVCB (if used) | - | - | - | - | - | - | - |
| Total | - | - | - | - | - | - | - |
| Dafer Township, Precinct 1 | | | | | | | |
| Polling | - | - | - | - | - | - | - |
| AVCB (if used) | - | - | - | - | - | - | - |
| Total | - | - | - | - | - | - | - |
| DeTour Township, Precinct 1 | | | | | | | |
| Polling | - | - | - | - | - | - | - |
| AVCB (if used) | - | - | - | - | - | - | - |
| Total | - | - | - | - | - | - | - |
| Drummond Island Township, Precinct 1 | | | | | | | |
| Polling | - | - | - | - | - | - | - |
| AVCB (if used) | - | - | - | - | - | - | - |
| Total | - | - | - | - | - | - | - |
| Hulbert Township, Precinct 1 | | | | | | | |
| Polling | - | - | - | - | - | - | - |
| AVCB (if used) | - | - | - | - | - | - | - |
| Total | - | - | - | - | - | - | - |
| Kinross Charter Township, Precinct 1 | | | | | | | |
| Polling | - | - | - | - | - | - | - |
| AVCB (if used) | - | - | - | - | - | - | - |
| Total | - | - | - | - | - | - | - |
| Pickford Township, Precinct 1 | | | | | | | |
| Polling | 1190 | 447 | 433 | 302 | 69.75% | 131 | 30.25% |
| AVCB (if used) | 1190 | 0 | 0 | 0 | - | 0 | - |
| Total | 1190 | 447 | 433 | 302 | 69.75% | 131 | 30.25% |
| Raber Township, Precinct 1 | | | | | | | |
| Polling | 225 | 97 | 91 | 56 | 61.54% | 35 | 38.46% |
| AVCB (if used) | 225 | 0 | 0 | 0 | - | 0 | - |
| Total | 225 | 97 | 91 | 56 | 61.54% | 35 | 38.46% |
| Rudyard Township, Precinct 1 | | | | | | | |
| Polling | - | - | - | - | - | - | - |
| AVCB (if used) | - | - | - | - | - | - | - |
| Total | - | - | - | - | - | - | - |
| Soo Township, Precinct 1 | | | | | | | |
| Polling | - | - | - | - | - | - | - |

Statement of Votes Cast
Chippewa County, MI
2016 Presidential Primary

Date:03/11/16
Time:14:51:47
Page:16 of 20

SOVC For Jurisdiction Wide, All Counters, All Races

| | Pickford Schools Prop | | | | | | |
|--|-----------------------|------------------|----------------|-----|--------|-----|--------|
| | Reg. Voters | Times Counted | Total Votes | YES | | NO | |
| AVCB (if used) | - | - | - | - | - | - | - |
| Total | - | - | - | - | - | - | - |
| Sugar Island Township, Precinct 1 | | | | | | | |
| Polling | - | - | - | - | - | - | - |
| AVCB (if used) | - | - | - | - | - | - | - |
| Total | - | - | - | - | - | - | - |
| Superior Township, Precinct 1 | | | | | | | |
| Polling | - | - | - | - | - | - | - |
| AVCB (if used) | - | - | - | - | - | - | - |
| Total | - | - | - | - | - | - | - |
| Trout Lake Township, Precinct 1 | | | | | | | |
| Polling | - | - | - | - | - | - | - |
| AVCB (if used) | - | - | - | - | - | - | - |
| Total | - | - | - | - | - | - | - |
| Whitefish Township, Precinct 1 | | | | | | | |
| Polling | - | - | - | - | - | - | - |
| AVCB (if used) | - | - | - | - | - | - | - |
| Total | - | - | - | - | - | - | - |
| MACKINAC Marquette Township, Precinct 1B | | | | | | | |
| Polling | 263 | 0 | 0 | 0 | - | 0 | - |
| AVCB (if used) | 263 | 0 | 0 | 0 | - | 0 | - |
| Total | 263 | 0 | 0 | 0 | - | 0 | - |
| Total | | | | | | | |
| Polling | 1698 | 548 | 528 | 362 | 68.56% | 166 | 31.44% |
| AVCB (if used) | 1698 | 0 | 0 | 0 | - | 0 | - |
| Total | 1698 | 548 | 528 | 362 | 68.56% | 166 | 31.44% |

Statement of Votes Cast
Chippewa County, MI
2016 Presidential Primary

Date: 03/11/16
Time: 14:51:47
Page: 17 of 20

SOVC For Jurisdiction Wide, All Counters, All Races

| | Whitefish Schools Prop | | | | |
|--------------------------------------|------------------------|------------------|----------------|-----|----|
| | Reg. Voters | Times Counted | Total Votes | YES | NO |
| Jurisdiction Wide | | | | | |
| City of Sault Ste. Marie, Precinct 1 | | | | | |
| Polling | - | - | - | - | - |
| AVCB (if used) | - | - | - | - | - |
| Total | - | - | - | - | - |
| City of Sault Ste. Marie, Precinct 2 | | | | | |
| Polling | - | - | - | - | - |
| AVCB (if used) | - | - | - | - | - |
| Total | - | - | - | - | - |
| City of Sault Ste. Marie, Precinct 3 | | | | | |
| Polling | - | - | - | - | - |
| AVCB (if used) | - | - | - | - | - |
| Total | - | - | - | - | - |
| Bay Mills Township, Precinct 1 | | | | | |
| Polling | - | - | - | - | - |
| AVCB (if used) | - | - | - | - | - |
| Total | - | - | - | - | - |
| Bruce Township, Precinct 1 | | | | | |
| Polling | - | - | - | - | - |
| AVCB (if used) | - | - | - | - | - |
| Total | - | - | - | - | - |
| Chippewa Township, Precinct 1 | | | | | |
| Polling | - | - | - | - | - |
| AVCB (if used) | - | - | - | - | - |
| Total | - | - | - | - | - |
| Dafter Township, Precinct 1 | | | | | |
| Polling | - | - | - | - | - |
| AVCB (if used) | - | - | - | - | - |
| Total | - | - | - | - | - |
| DeTour Township, Precinct 1 | | | | | |
| Polling | - | - | - | - | - |
| AVCB (if used) | - | - | - | - | - |
| Total | - | - | - | - | - |
| Drummond Island Township, Precinct 1 | | | | | |
| Polling | - | - | - | - | - |
| AVCB (if used) | - | - | - | - | - |
| Total | - | - | - | - | - |
| Hulbert Township, Precinct 1 | | | | | |
| Polling | - | - | - | - | - |
| AVCB (if used) | - | - | - | - | - |
| Total | - | - | - | - | - |
| Kinross Charter Township, Precinct 1 | | | | | |
| Polling | - | - | - | - | - |
| AVCB (if used) | - | - | - | - | - |
| Total | - | - | - | - | - |
| Pickford Township, Precinct 1 | | | | | |
| Polling | - | - | - | - | - |
| AVCB (if used) | - | - | - | - | - |
| Total | - | - | - | - | - |
| Raber Township, Precinct 1 | | | | | |
| Polling | - | - | - | - | - |
| AVCB (if used) | - | - | - | - | - |
| Total | - | - | - | - | - |
| Rudyard Township, Precinct 1 | | | | | |
| Polling | - | - | - | - | - |
| AVCB (if used) | - | - | - | - | - |
| Total | - | - | - | - | - |
| Soo Township, Precinct 1 | | | | | |
| Polling | - | - | - | - | - |

Statement of Votes Cast
Chippewa County, MI
2016 Presidential Primary

Date: 03/11/16
Time: 14:51:47
Page: 18 of 20

SOVC For Jurisdiction Wide, All Counters, All Races

| | Whitefish Schools Prop | | | | | | |
|--|------------------------|------------------|----------------|-----|--------|-----|--------|
| | Reg. Voters | Times Counted | Total Votes | YES | | NO | |
| AVCB (if used) | - | - | - | - | - | - | - |
| Total | - | - | - | - | - | - | - |
| Sugar Island Township, Precinct 1 | | | | | | | |
| Polling | - | - | - | - | - | - | - |
| AVCB (if used) | - | - | - | - | - | - | - |
| Total | - | - | - | - | - | - | - |
| Superior Township, Precinct 1 | | | | | | | |
| Polling | - | - | - | - | - | - | - |
| AVCB (if used) | - | - | - | - | - | - | - |
| Total | - | - | - | - | - | - | - |
| Trout Lake Township, Precinct 1 | | | | | | | |
| Polling | - | - | - | - | - | - | - |
| AVCB (if used) | - | - | - | - | - | - | - |
| Total | - | - | - | - | - | - | - |
| Whitefish Township, Precinct 1 | | | | | | | |
| Polling | 552 | 290 | 283 | 183 | 64.66% | 100 | 35.34% |
| AVCB (if used) | 552 | 0 | 0 | 0 | - | 0 | - |
| Total | 552 | 290 | 283 | 183 | 64.66% | 100 | 35.34% |
| MACKINAC Marquette Township, Precinct 1B | | | | | | | |
| Polling | - | - | - | - | - | - | - |
| AVCB (if used) | - | - | - | - | - | - | - |
| Total | - | - | - | - | - | - | - |
| Total | | | | | | | |
| Polling | 552 | 290 | 283 | 183 | 64.66% | 100 | 35.34% |
| AVCB (if used) | 552 | 0 | 0 | 0 | - | 0 | - |
| Total | 552 | 290 | 283 | 183 | 64.66% | 100 | 35.34% |

Statement of Votes Cast
Chippewa County, MI
2016 Presidential Primary
SOVC For Jurisdiction Wide, All Counters, All Races

Date: 03/11/16
Time: 14:51:47
Page: 19 of 20

THE WHOLE NUMBER OF VOTES GIVEN: REP President
WAS 4878 (OF WHICH)

| | | |
|-----------------------|----------|------|
| Jeb Bush (REP) | RECEIVED | 41 |
| Ben Carson (REP) | RECEIVED | 87 |
| Chris Christie (REP) | RECEIVED | 9 |
| Ted Cruz (REP) | RECEIVED | 1320 |
| Carly Fiorina (REP) | RECEIVED | 4 |
| Lindsey Graham (REP) | RECEIVED | 5 |
| Mike Huckabee (REP) | RECEIVED | 13 |
| John R. Kasich (REP) | RECEIVED | 904 |
| George Pataki (REP) | RECEIVED | 2 |
| Rand Paul (REP) | RECEIVED | 14 |
| Marco Rubio (REP) | RECEIVED | 427 |
| Rick Santorum (REP) | RECEIVED | 14 |
| Donald J. Trump (REP) | RECEIVED | 1959 |
| Uncommitted | RECEIVED | 79 |
| Write-In Votes | RECEIVED | 0 |

City of Sault Sainte Marie
Precinct 1 ran out of ballots

THE WHOLE NUMBER OF VOTES GIVEN: DEM President
WAS 3089 (OF WHICH)

| | | |
|--------------------------|----------|------|
| Hillary Clinton (DEM) | RECEIVED | 1230 |
| Rocky De La Fuente (DEM) | RECEIVED | 3 |
| Martin J. O'Malley (DEM) | RECEIVED | 7 |
| Bernie Sanders (DEM) | RECEIVED | 1789 |
| Uncommitted | RECEIVED | 55 |
| Write-In Votes | RECEIVED | 5 |

Four paper ballots were not
included in the tabulation

| | |
|----------------|---|
| Bernie Sanders | 4 |
|----------------|---|

| | |
|----------------------|------|
| Bernie Sanders Total | 1793 |
|----------------------|------|

THE WHOLE NUMBER OF VOTES GIVEN: Pickford Schools Prop
WAS 528 (OF WHICH)

| | | |
|-----|----------|-----|
| YES | RECEIVED | 362 |
| NO | RECEIVED | 166 |

THE WHOLE NUMBER OF VOTES GIVEN: Whitefish Schools Prop
WAS 283 (OF WHICH)

| | | |
|-----|----------|-----|
| YES | RECEIVED | 183 |
| NO | RECEIVED | 100 |

State of Michigan County of CHIPPEWA



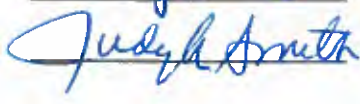
We Hereby Certify, that the foregoing is a correct transcript of the Statement of the Board of County Canvassers, for the County of CHIPPEWA, of the votes given in such county for the indicated candidates at the Presidential Primary Election held on Tuesday, March 8, 2016, as appears from the original statement on file in the office of the County Clerk.

In Witness Whereof, we have hereunto set our hands and caused to be affixed the Seal of the Circuit Court for the County of CHIPPEWA this 11th, day of March, 2016.

Statement of Votes Cast
Chippewa County, MI
2016 Presidential Primary
SOVC For Jurisdiction Wide, All Counters, All Races

Date:03/11/16
Time:14:51:47
Page:20 of 20

Board of County Canvassers' Signatures

 Allison Young
 Richard Jacobson
 Judy Smith

Attest:


Clerk of the Board of County Canvasser

(Seal)

NUMBERED KEY CANVASS

RUN DATE:03/14/16 09:54 AM

CLARE COUNTY, MICHIGAN
PRESIDENTIAL PRIMARY ELECTION
MARCH 8, 2016
STATISTICS

OFFICIAL RESULTS

REPORT-EL52 PAGE 0001

WITH 19 OF 19 PRECINCTS REPORTING

01 = REGISTERED VOTERS - TOTAL
02 = BALLOTS CAST - TOTAL

TOTAL PERCENT
23,064
6,784

03 = VOTER TURNOUT - TOTAL

TOTAL PERCENT
29.41

| | 01 | 02 | 03 |
|---------------------------|------|-----|-------|
| 0001 ARTHUR TOWNSHIP | 447 | 169 | 37.81 |
| 0002 FRANKLIN TOWNSHIP | 640 | 190 | 29.69 |
| 0003 FREEMAN TOWNSHIP | 954 | 326 | 34.17 |
| 0004 FROST TOWNSHIP | 899 | 232 | 25.81 |
| 0005 GARFIELD TOWNSHIP | 1454 | 446 | 30.67 |
| 0006 GRANT TOWNSHIP | 2355 | 798 | 33.89 |
| 0007 GREENWOOD TOWNSHIP | 838 | 310 | 36.99 |
| 0008 HAMILTON TOWNSHIP | 1436 | 383 | 26.67 |
| 0009 HATTON TOWNSHIP | 690 | 238 | 34.49 |
| 0010 HAYES TOWNSHIP 1 | 1706 | 442 | 25.91 |
| 0011 HAYES TOWNSHIP 2 | 1771 | 425 | 24.00 |
| 0012 LINCOLN TOWNSHIP | 1494 | 410 | 27.44 |
| 0013 REDDING TOWNSHIP | 369 | 107 | 29.00 |
| 0014 SHERIDAN TOWNSHIP | 853 | 289 | 33.88 |
| 0015 SUMMERFIELD TOWNSHIP | 401 | 99 | 24.69 |
| 0016 SURREY TOWNSHIP | 2719 | 777 | 28.58 |
| 0017 WINTERFIELD TOWNSHIP | 370 | 129 | 34.86 |
| 0018 CITY OF CLARE | 2227 | 631 | 28.33 |
| 0019 CITY OF HARRISON | 1441 | 383 | 26.58 |

RECEIVED/FILED
MICHIGAN DEPT OF STATE
2016 MAR 16 AM 10:30
ELECTIONS/GREAT SEAL

WITH 19 OF 19 PRECINCTS REPORTING

PRESIDENT OF THE UNITED STATES

Vote for not more than 1

VOTES PERCENT

VOTES PERCENT

01 = Jeb Bush
02 = Ben Carson
03 = Chris Christie
04 = Ted Cruz
05 = Carly Fiorina
06 = Lindsey Graham
07 = Mike Huckabee
08 = John R. Kasich

26 .61
92 2.17
7 .17
1,060 25.00
1 .02
3 .07
11 .26
636 15.00

09 = George Pataki
10 = Rand Paul
11 = Marco Rubio
12 = Rick Santorum
13 = Donald J. Trump
14 = Uncommitted
15 = WRITE-IN

2 .05
9 .21
334 7.88
8 .19
1,996 47.08
55 1.30
0

| | 01 | 02 | 03 | 04 | 05 | 06 | 07 | 08 | 09 | 10 | 11 | 12 | 13 | 14 | 15 |
|---------------------------|----|----|----|-----|----|----|----|----|----|----|----|----|-----|----|----|
| 0001 ARTHUR TOWNSHIP | 1 | 2 | 0 | 47 | 0 | 1 | 1 | 22 | 0 | 0 | 10 | 0 | 47 | 4 | 0 |
| 0002 FRANKLIN TOWNSHIP | 2 | 3 | 0 | 27 | 0 | 0 | 0 | 15 | 0 | 0 | 10 | 0 | 69 | 0 | 0 |
| 0003 FREEMAN TOWNSHIP | 1 | 6 | 1 | 23 | 0 | 0 | 1 | 24 | 0 | 0 | 11 | 0 | 120 | 7 | 0 |
| 0004 FROST TOWNSHIP | 1 | 2 | 0 | 41 | 0 | 0 | 0 | 22 | 0 | 0 | 8 | 0 | 82 | 2 | 0 |
| 0005 GARFIELD TOWNSHIP | 0 | 1 | 0 | 62 | 0 | 0 | 0 | 30 | 0 | 0 | 18 | 2 | 157 | 2 | 0 |
| 0006 GRANT TOWNSHIP | 3 | 10 | 0 | 157 | 0 | 1 | 3 | 98 | 0 | 0 | 58 | 1 | 204 | 7 | 0 |
| 0007 GREENWOOD TOWNSHIP | 1 | 0 | 1 | 50 | 0 | 0 | 1 | 38 | 0 | 0 | 8 | 0 | 112 | 1 | 0 |
| 0008 HAMILTON TOWNSHIP | 1 | 3 | 0 | 74 | 0 | 0 | 1 | 37 | 0 | 1 | 17 | 1 | 92 | 1 | 0 |
| 0009 HATTON TOWNSHIP | 0 | 3 | 0 | 40 | 1 | 0 | 1 | 36 | 1 | 0 | 5 | 0 | 87 | 1 | 0 |
| 0010 HAYES TOWNSHIP 1 | 0 | 7 | 0 | 54 | 0 | 0 | 0 | 33 | 0 | 1 | 30 | 1 | 140 | 4 | 0 |
| 0011 HAYES TOWNSHIP 2 | 1 | 5 | 1 | 59 | 0 | 0 | 0 | 33 | 0 | 0 | 15 | 0 | 133 | 3 | 0 |
| 0012 LINCOLN TOWNSHIP | 2 | 2 | 0 | 38 | 0 | 0 | 0 | 37 | 1 | 1 | 12 | 0 | 145 | 3 | 0 |
| 0013 REDDING TOWNSHIP | 0 | 1 | 0 | 21 | 0 | 0 | 0 | 3 | 0 | 0 | 4 | 0 | 34 | 0 | 0 |
| 0014 SHERIDAN TOWNSHIP | 1 | 7 | 0 | 75 | 0 | 0 | 0 | 26 | 0 | 0 | 19 | 0 | 83 | 0 | 0 |
| 0015 SUMMERFIELD TOWNSHIP | 0 | 1 | 0 | 7 | 0 | 0 | 0 | 12 | 0 | 0 | 2 | 0 | 44 | 0 | 0 |
| 0016 SURREY TOWNSHIP | 6 | 12 | 2 | 109 | 0 | 0 | 0 | 49 | 0 | 0 | 48 | 2 | 209 | 10 | 0 |
| 0017 WINTERFIELD TOWNSHIP | 1 | 1 | 0 | 14 | 0 | 0 | 0 | 19 | 0 | 0 | 5 | 0 | 43 | 1 | 0 |
| 0018 CITY OF CLARE | 4 | 18 | 1 | 111 | 0 | 1 | 3 | 61 | 0 | 6 | 37 | 0 | 106 | 4 | 0 |
| 0019 CITY OF HARRISON | 1 | 8 | 1 | 51 | 0 | 0 | 0 | 41 | 0 | 0 | 17 | 1 | 89 | 5 | 0 |

NUMBERED KEY CANVASS

RUN DATE:03/14/16 09:54 AM

CLARE COUNTY, MICHIGAN
PRESIDENTIAL PRIMARY ELECTION
MARCH 8, 2016
Democratic

OFFICIAL RESULTS

REPORT-EL52 PAGE 0003

WITH 19 OF 19 PRECINCTS REPORTING

PRESIDENT OF THE UNITED STATES

Vote for not more than 1

- 01 = Hillary Clinton
- 02 = Roque Rocky De La Fuente
- 03 = Martin J. O'Malley

VOTES PERCENT

VOTES PERCENT

1,090 45.76
0
10 .42

04 = Bernie Sanders
05 = Uncommitted
06 = WRITE-IN

1,239 52.02
43 1.81
0

| | 01 | 02 | 03 | 04 | 05 | 06 |
|---------------------------|-----|----|----|-----|----|----|
| 0001 ARTHUR TOWNSHIP | 10 | 0 | 0 | 19 | 0 | 0 |
| 0002 FRANKLIN TOWNSHIP | 35 | 0 | 0 | 22 | 2 | 0 |
| 0003 FREEMAN TOWNSHIP | 70 | 0 | 1 | 35 | 6 | 0 |
| 0004 FROST TOWNSHIP | 33 | 0 | 0 | 33 | 2 | 0 |
| 0005 GARFIELD TOWNSHIP | 79 | 0 | 0 | 89 | 3 | 0 |
| 0006 GRANT TOWNSHIP | 85 | 0 | 1 | 154 | 4 | 0 |
| 0007 GREENWOOD TOWNSHIP | 43 | 0 | 1 | 48 | 0 | 0 |
| 0008 HAMILTON TOWNSHIP | 70 | 0 | 0 | 73 | 1 | 0 |
| 0009 HATTON TOWNSHIP | 28 | 0 | 1 | 31 | 1 | 0 |
| 0010 HAYES TOWNSHIP 1 | 86 | 0 | 0 | 75 | 1 | 0 |
| 0011 HAYES TOWNSHIP 2 | 76 | 0 | 4 | 86 | 1 | 0 |
| 0012 LINCOLN TOWNSHIP | 78 | 0 | 0 | 78 | 6 | 0 |
| 0013 REDDING TOWNSHIP | 17 | 0 | 0 | 25 | 2 | 0 |
| 0014 SHERIDAN TOWNSHIP | 29 | 0 | 0 | 44 | 0 | 0 |
| 0015 SUMMERFIELD TOWNSHIP | 11 | 0 | 0 | 17 | 0 | 0 |
| 0016 SURREY TOWNSHIP | 138 | 0 | 1 | 161 | 6 | 0 |
| 0017 WINTERFIELD TOWNSHIP | 16 | 0 | 0 | 25 | 2 | 0 |
| 0018 CITY OF CLARE | 112 | 0 | 1 | 147 | 5 | 0 |
| 0019 CITY OF HARRISON | 74 | 0 | 0 | 77 | 1 | 0 |

March 8, 2016

MARCH_8_2016_PRESPRIM

| 200001 | | REPUBLICAN PARTY PRESIDENT OF THE UNITED STATES - REP | | | | | | | | | | | | | | | |
|-----------------------------------|------|---|--------------|-------------|--|-----------|------------|----------------|----------|---------------|----------------|---------------|----------------|---------------|-----------|-------------|---------------|
| | | Registration | Ballots Cast | Turnout (%) | | John Bush | Ben Carson | Chris Christie | Ted Cruz | Carly Fiorina | Lindsey Graham | Mike Huckabee | John R. Kasich | George Pataki | Rand Paul | Marco Rubio | Rick Santorum |
| Bath Charter Township Precinct 1 | 1277 | 527 | 41.27 | | | 5 | 5 | 0 | 72 | 0 | 0 | 0 | 51 | 1 | 2 | 32 | 0 |
| Bath Charter Township Precinct 1 | 1277 | 0 | 0.00 | | | 0 | 0 | 0 | 0 | 0 | 0 | 0 | 0 | 0 | 0 | 0 | 0 |
| Bath Charter Township Precinct 1 | 1277 | 0 | 0.00 | | | 0 | 0 | 0 | 0 | 0 | 0 | 0 | 0 | 0 | 0 | 0 | 0 |
| Bath Charter Township Precinct 2 | 1809 | 625 | 34.55 | | | 3 | 8 | 0 | 76 | 0 | 0 | 0 | 72 | 0 | 0 | 33 | 0 |
| Bath Charter Township Precinct 2 | 1809 | 0 | 0.00 | | | 0 | 0 | 0 | 0 | 0 | 0 | 0 | 0 | 0 | 0 | 0 | 0 |
| Bath Charter Township Precinct 2 | 1809 | 0 | 0.00 | | | 0 | 0 | 0 | 0 | 0 | 0 | 0 | 0 | 0 | 0 | 0 | 0 |
| Bath Charter Township Precinct 3 | 1271 | 535 | 42.09 | | | 0 | 4 | 3 | 83 | 0 | 0 | 1 | 73 | 0 | 0 | 19 | 0 |
| Bath Charter Township Precinct 3 | 1271 | 0 | 0.00 | | | 0 | 0 | 0 | 0 | 0 | 0 | 0 | 0 | 0 | 0 | 0 | 0 |
| Bath Charter Township Precinct 3 | 1271 | 0 | 0.00 | | | 0 | 0 | 0 | 0 | 0 | 0 | 0 | 0 | 0 | 0 | 0 | 0 |
| Bath Charter Township Precinct 4 | 2177 | 876 | 40.24 | | | 3 | 3 | 0 | 106 | 0 | 0 | 0 | 161 | 1 | 0 | 48 | 0 |
| Bath Charter Township Precinct 4 | 2177 | 0 | 0.00 | | | 0 | 0 | 0 | 0 | 0 | 0 | 0 | 0 | 0 | 0 | 0 | 0 |
| Bath Charter Township Precinct 4 | 2177 | 0 | 0.00 | | | 0 | 0 | 0 | 0 | 0 | 0 | 0 | 0 | 0 | 0 | 0 | 0 |
| Bath Charter Township Precinct 5 | 1270 | 387 | 30.47 | | | 2 | 6 | 0 | 48 | 0 | 0 | 1 | 65 | 0 | 0 | 19 | 0 |
| Bath Charter Township Precinct 5 | 1270 | 0 | 0.00 | | | 0 | 0 | 0 | 0 | 0 | 0 | 0 | 0 | 0 | 0 | 0 | 0 |
| Bath Charter Township Precinct 5 | 1270 | 0 | 0.00 | | | 0 | 0 | 0 | 0 | 0 | 0 | 0 | 0 | 0 | 0 | 0 | 0 |
| Bengal Township Precinct 1 - 6 | 842 | 369 | 43.82 | | | 4 | 9 | 0 | 99 | 0 | 0 | 0 | 52 | 0 | 1 | 29 | 2 |
| Bengal Township Precinct 1 - Elec | 842 | 0 | 0.00 | | | 0 | 0 | 0 | 0 | 0 | 0 | 0 | 0 | 0 | 0 | 0 | 0 |
| Bengal Township Precinct 1 - Cou | 842 | 0 | 0.00 | | | 0 | 0 | 0 | 0 | 0 | 0 | 0 | 0 | 0 | 0 | 0 | 0 |
| Bingham Township Precinct 1 - 7 | 2166 | 750 | 34.63 | | | 5 | 15 | 0 | 160 | 0 | 0 | 4 | 104 | 0 | 2 | 51 | 2 |
| Bingham Township Precinct 1 - E | 2166 | 0 | 0.00 | | | 0 | 0 | 0 | 0 | 0 | 0 | 0 | 0 | 0 | 0 | 0 | 0 |
| Bingham Township Precinct 1 - C | 2166 | 0 | 0.00 | | | 0 | 0 | 0 | 0 | 0 | 0 | 0 | 0 | 0 | 0 | 0 | 0 |
| Dallas Township Precinct 1 - 8 | 1627 | 660 | 40.57 | | | 6 | 14 | 2 | 171 | 0 | 1 | 1 | 142 | 0 | 2 | 78 | 1 |
| Dallas Township Precinct 1 - Elec | 1627 | 0 | 0.00 | | | 0 | 0 | 0 | 0 | 0 | 0 | 0 | 0 | 0 | 0 | 0 | 0 |
| Dallas Township Precinct 1 - Cou | 1627 | 0 | 0.00 | | | 0 | 0 | 0 | 0 | 0 | 0 | 0 | 0 | 0 | 0 | 0 | 0 |
| DeWitt City Precinct 1 - 9 | 1475 | 564 | 38.24 | | | 2 | 3 | 1 | 94 | 0 | 0 | 1 | 95 | 0 | 1 | 31 | 0 |
| DeWitt City Precinct 1 - Election | 1475 | 0 | 0.00 | | | 0 | 0 | 0 | 0 | 0 | 0 | 0 | 0 | 0 | 0 | 0 | 0 |
| DeWitt City Precinct 1 - County C | 1475 | 0 | 0.00 | | | 0 | 0 | 0 | 0 | 0 | 0 | 0 | 0 | 0 | 0 | 0 | 0 |
| DeWitt City Precinct 2 - 10 | 2023 | 932 | 46.07 | | | 4 | 6 | 3 | 149 | 0 | 0 | 0 | 202 | 0 | 0 | 54 | 1 |
| DeWitt City Precinct 2 - Election | 2023 | 0 | 0.00 | | | 0 | 0 | 0 | 0 | 0 | 0 | 0 | 0 | 0 | 0 | 0 | 0 |
| DeWitt City Precinct 2 - County C | 2023 | 0 | 0.00 | | | 0 | 0 | 0 | 0 | 0 | 0 | 0 | 0 | 0 | 0 | 0 | 0 |
| DeWitt Charter Township Precinct | 2012 | 811 | 40.31 | | | 1 | 1 | 0 | 133 | 1 | 0 | 1 | 185 | 0 | 0 | 68 | 1 |
| DeWitt Charter Township Precinct | 2012 | 0 | 0.00 | | | 0 | 0 | 0 | 0 | 0 | 0 | 0 | 0 | 0 | 0 | 0 | 0 |
| DeWitt Charter Township Precinct | 2012 | 0 | 0.00 | | | 0 | 0 | 0 | 0 | 0 | 0 | 0 | 0 | 0 | 0 | 0 | 0 |
| DeWitt Charter Township Precinct | 1165 | 469 | 40.26 | | | 2 | 3 | 1 | 65 | 0 | 1 | 0 | 85 | 0 | 0 | 32 | 1 |
| DeWitt Charter Township Precinct | 1165 | 1 | 0.09 | | | 0 | 0 | 0 | 0 | 0 | 0 | 0 | 0 | 0 | 0 | 0 | 0 |
| DeWitt Charter Township Precinct | 1165 | 0 | 0.00 | | | 0 | 0 | 0 | 0 | 0 | 0 | 0 | 0 | 0 | 0 | 0 | 0 |
| DeWitt Charter Township Precinct | 1856 | 760 | 40.95 | | | 2 | 6 | 1 | 126 | 0 | 0 | 1 | 168 | 0 | 0 | 51 | 0 |
| DeWitt Charter Township Precinct | 1856 | 0 | 0.00 | | | 0 | 0 | 0 | 0 | 0 | 0 | 0 | 0 | 0 | 0 | 0 | 0 |
| DeWitt Charter Township Precinct | 1856 | 0 | 0.00 | | | 0 | 0 | 0 | 0 | 0 | 0 | 0 | 0 | 0 | 0 | 0 | 0 |
| DeWitt Charter Township Precinct | 1204 | 511 | 42.44 | | | 4 | 9 | 2 | 90 | 0 | 0 | 0 | 60 | 0 | 0 | 17 | 1 |
| DeWitt Charter Township Precinct | 1204 | 0 | 0.00 | | | 0 | 0 | 0 | 0 | 0 | 0 | 0 | 0 | 0 | 0 | 0 | 0 |
| DeWitt Charter Township Precinct | 1204 | 0 | 0.00 | | | 0 | 0 | 0 | 0 | 0 | 0 | 0 | 0 | 0 | 0 | 0 | 0 |
| DeWitt Charter Township Precinct | 1400 | 479 | 34.21 | | | 2 | 6 | 1 | 77 | 0 | 0 | 1 | 83 | 0 | 1 | 37 | 0 |
| DeWitt Charter Township Precinct | 1400 | 0 | 0.00 | | | 0 | 0 | 0 | 0 | 0 | 0 | 0 | 0 | 0 | 0 | 0 | 0 |
| DeWitt Charter Township Precinct | 1400 | 0 | 0.00 | | | 0 | 0 | 0 | 0 | 0 | 0 | 0 | 0 | 0 | 0 | 0 | 0 |
| DeWitt Charter Township Precinct | 1407 | 384 | 27.29 | | | 5 | 5 | 2 | 49 | 0 | 0 | 4 | 32 | 0 | 2 | 34 | 0 |
| DeWitt Charter Township Precinct | 1407 | 0 | 0.00 | | | 0 | 0 | 0 | 0 | 0 | 0 | 0 | 0 | 0 | 0 | 0 | 0 |
| DeWitt Charter Township Precinct | 1407 | 0 | 0.00 | | | 0 | 0 | 0 | 0 | 0 | 0 | 0 | 0 | 0 | 0 | 0 | 0 |
| DeWitt Charter Township Precinct | 1916 | 652 | 34.03 | | | 4 | 3 | 4 | 94 | 0 | 0 | 0 | 60 | 1 | 0 | 32 | 1 |
| DeWitt Charter Township Precinct | 1916 | 0 | 0.00 | | | 0 | 0 | 0 | 0 | 0 | 0 | 0 | 0 | 0 | 0 | 0 | 0 |
| DeWitt Charter Township Precinct | 1916 | 0 | 0.00 | | | 0 | 0 | 0 | 0 | 0 | 0 | 0 | 0 | 0 | 0 | 0 | 0 |
| Duplain Township Precinct 1 - 18 | 1690 | 523 | 30.95 | | | 5 | 7 | 1 | 81 | 1 | 0 | 4 | 67 | 0 | 0 | 26 | 1 |
| Duplain Township Precinct 1 - Ele | 1690 | 0 | 0.00 | | | 0 | 0 | 0 | 0 | 0 | 0 | 0 | 0 | 0 | 0 | 0 | 0 |
| Duplain Township Precinct 1 - Co | 1690 | 0 | 0.00 | | | 0 | 0 | 0 | 0 | 0 | 0 | 0 | 0 | 0 | 0 | 0 | 0 |
| Eagle Township Precinct 1 - 19 | 2129 | 834 | 39.17 | | | 8 | 16 | 3 | 149 | 0 | 0 | 0 | 131 | 0 | 2 | 47 | 1 |
| Eagle Township Precinct 1 - Elec | 2129 | 0 | 0.00 | | | 0 | 0 | 0 | 0 | 0 | 0 | 0 | 0 | 0 | 0 | 0 | 0 |
| Eagle Township Precinct 1 - Cour | 2129 | 0 | 0.00 | | | 0 | 0 | 0 | 0 | 0 | 0 | 0 | 0 | 0 | 0 | 0 | 0 |
| Essex Township Precinct 1 - 20 | 1341 | 456 | 34.00 | | | 2 | 2 | 0 | 96 | 1 | 1 | 1 | 73 | 0 | 3 | 30 | 0 |
| Essex Township Precinct 1 - Elec | 1341 | 0 | 0.00 | | | 0 | 0 | 0 | 0 | 0 | 0 | 0 | 0 | 0 | 0 | 0 | 0 |
| Essex Township Precinct 1 - Cour | 1341 | 0 | 0.00 | | | 0 | 0 | 0 | 0 | 0 | 0 | 0 | 0 | 0 | 0 | 0 | 0 |
| Greenbush Township Precinct 1 | 1641 | 634 | 38.63 | | | 5 | 6 | 0 | 138 | 0 | 1 | 1 | 88 | 0 | 2 | 39 | 1 |

March 8, 2016

MARCH_8_2016_PRESPRIM

| 200001 | REPUBLICAN PARTY PRESIDENT OF THE UNITED STATES - REP | | | | | | | | | | | | | | | |
|------------------------------------|---|--------------|-------------|--|----------|------------|----------------|----------|---------------|----------------|---------------|----------------|---------------|-----------|-------------|---------------|
| | Registration | Ballots Cast | Turnout (%) | | Jeb Bush | Ben Carson | Chris Christie | Ted Cruz | Carly Fiorina | Lindsey Graham | Mike Huckabee | John R. Kasich | George Pataki | Rand Paul | Marco Rubio | Rick Santorum |
| Greenbush Township Precinct 1 - | 1641 | 0 | 0.00 | | 0 | 0 | 0 | 0 | 0 | 0 | 0 | 0 | 0 | 0 | 0 | 0 |
| Greenbush Township Precinct 1 - | 1641 | 0 | 0.00 | | 0 | 0 | 0 | 0 | 0 | 0 | 0 | 0 | 0 | 0 | 0 | 0 |
| Lebanon Township Precinct 1 - 22 | 421 | 149 | 35.39 | | 0 | 1 | 0 | 49 | 0 | 0 | 0 | 25 | 0 | 0 | 14 | 0 |
| Lebanon Township Precinct 1 - El | 421 | 0 | 0.00 | | 0 | 0 | 0 | 0 | 0 | 0 | 0 | 0 | 0 | 0 | 0 | 0 |
| Lebanon Township Precinct 1 - C | 421 | 0 | 0.00 | | 0 | 0 | 0 | 0 | 0 | 0 | 0 | 0 | 0 | 0 | 0 | 0 |
| Olive Township Precinct 1 - 23 | 1929 | 809 | 41.94 | | 3 | 20 | 1 | 208 | 0 | 0 | 0 | 102 | 0 | 8 | 38 | 1 |
| Olive Township Precinct 1 - Elect | 1929 | 0 | 0.00 | | 0 | 0 | 0 | 0 | 0 | 0 | 0 | 0 | 0 | 0 | 0 | 0 |
| Olive Township Precinct 1 - Coun | 1929 | 0 | 0.00 | | 0 | 0 | 0 | 0 | 0 | 0 | 0 | 0 | 0 | 0 | 0 | 0 |
| Ovid City Precinct 1 - 34 | 1004 | 305 | 30.38 | | 2 | 6 | 0 | 27 | 1 | 0 | 1 | 26 | 0 | 4 | 16 | 1 |
| Ovid City Precinct 1 - Election Da | 1004 | 0 | 0.00 | | 0 | 0 | 0 | 0 | 0 | 0 | 0 | 0 | 0 | 0 | 0 | 0 |
| Ovid City Precinct 1 - County Cler | 1004 | 0 | 0.00 | | 0 | 0 | 0 | 0 | 0 | 0 | 0 | 0 | 0 | 0 | 0 | 0 |
| Ovid Township Precinct 1 - 24 | 975 | 576 | 59.08 | | 4 | 10 | 3 | 118 | 0 | 0 | 0 | 83 | 0 | 4 | 28 | 0 |
| Ovid Township Precinct 1 - Elect | 975 | 0 | 0.00 | | 0 | 0 | 0 | 0 | 0 | 0 | 0 | 0 | 0 | 0 | 0 | 0 |
| Ovid Township Precinct 1 - Coun | 975 | 0 | 0.00 | | 0 | 0 | 0 | 0 | 0 | 0 | 0 | 0 | 0 | 0 | 0 | 0 |
| Riley Township Precinct 1 - 25 | 1508 | 600 | 39.79 | | 1 | 2 | 0 | 108 | 0 | 0 | 0 | 125 | 0 | 2 | 23 | 0 |
| Riley Township Precinct 1 - Elect | 1508 | 0 | 0.00 | | 0 | 0 | 0 | 0 | 0 | 0 | 0 | 0 | 0 | 0 | 0 | 0 |
| Riley Township Precinct 1 - Coun | 1508 | 0 | 0.00 | | 0 | 0 | 0 | 0 | 0 | 0 | 0 | 0 | 0 | 0 | 0 | 0 |
| St. Johns City Precinct 1 - 26 | 1930 | 611 | 31.66 | | 8 | 11 | 1 | 82 | 0 | 1 | 0 | 107 | 0 | 1 | 36 | 0 |
| St. Johns City Precinct 1 - Elect | 1930 | 0 | 0.00 | | 0 | 0 | 0 | 0 | 0 | 0 | 0 | 0 | 0 | 0 | 0 | 0 |
| St. Johns City Precinct 1 - County | 1930 | 0 | 0.00 | | 0 | 0 | 0 | 0 | 0 | 0 | 0 | 0 | 0 | 0 | 0 | 0 |
| St. Johns City Precinct 2 - 27 | 1976 | 629 | 31.83 | | 0 | 7 | 0 | 111 | 0 | 0 | 1 | 85 | 1 | 4 | 41 | 1 |
| St. Johns City Precinct 2 - Elect | 1976 | 0 | 0.00 | | 0 | 0 | 0 | 0 | 0 | 0 | 0 | 0 | 0 | 0 | 0 | 0 |
| St. Johns City Precinct 2 - County | 1976 | 0 | 0.00 | | 0 | 0 | 0 | 0 | 0 | 0 | 0 | 0 | 0 | 0 | 0 | 0 |
| St. Johns City Precinct 3 - 28 | 1643 | 608 | 37.01 | | 7 | 6 | 0 | 105 | 0 | 0 | 3 | 92 | 1 | 0 | 34 | 0 |
| St. Johns City Precinct 3 - Elect | 1643 | 0 | 0.00 | | 0 | 0 | 0 | 0 | 0 | 0 | 0 | 0 | 0 | 0 | 0 | 0 |
| St. Johns City Precinct 3 - County | 1643 | 0 | 0.00 | | 0 | 0 | 0 | 0 | 0 | 0 | 0 | 0 | 0 | 0 | 0 | 0 |
| Victor Township Precinct 1 - 29 | 2629 | 1025 | 38.99 | | 6 | 6 | 1 | 146 | 0 | 0 | 0 | 161 | 1 | 1 | 58 | 0 |
| Victor Township Precinct 1 - Elect | 2629 | 0 | 0.00 | | 0 | 0 | 0 | 0 | 0 | 0 | 0 | 0 | 0 | 0 | 0 | 0 |
| Victor Township Precinct 1 - Cour | 2629 | 0 | 0.00 | | 0 | 0 | 0 | 0 | 0 | 0 | 0 | 0 | 0 | 0 | 0 | 0 |
| Watertown Charter Township Pre | 1874 | 816 | 43.54 | | 2 | 6 | 2 | 104 | 0 | 0 | 0 | 152 | 1 | 4 | 45 | 1 |
| Watertown Charter Township Pre | 1874 | 0 | 0.00 | | 0 | 0 | 0 | 0 | 0 | 0 | 0 | 0 | 0 | 0 | 0 | 0 |
| Watertown Charter Township Pre | 1874 | 0 | 0.00 | | 0 | 0 | 0 | 0 | 0 | 0 | 0 | 0 | 0 | 0 | 0 | 0 |
| Watertown Charter Township Pre | 2087 | 857 | 41.06 | | 4 | 3 | 0 | 146 | 0 | 0 | 2 | 142 | 1 | 2 | 45 | 0 |
| Watertown Charter Township Pre | 2087 | 0 | 0.00 | | 0 | 0 | 0 | 0 | 0 | 0 | 0 | 0 | 0 | 0 | 0 | 0 |
| Watertown Charter Township Pre | 2087 | 0 | 0.00 | | 0 | 0 | 0 | 0 | 0 | 0 | 0 | 0 | 0 | 0 | 0 | 0 |
| Westphalia Township Precinct 1 - | 1587 | 639 | 40.26 | | 10 | 14 | 1 | 172 | 2 | 0 | 2 | 127 | 0 | 0 | 70 | 1 |
| Westphalia Township Precinct 1 - | 1587 | 0 | 0.00 | | 0 | 0 | 0 | 0 | 0 | 0 | 0 | 0 | 0 | 0 | 0 | 0 |
| Westphalia Township Precinct 1 - | 1587 | 0 | 0.00 | | 0 | 0 | 0 | 0 | 0 | 0 | 0 | 0 | 0 | 0 | 0 | 0 |
| East Lansing Precinct 17 - 33 | 964 | 0 | 0.00 | | 0 | 0 | 0 | 0 | 0 | 0 | 0 | 0 | 0 | 0 | 0 | 0 |
| East Lansing Precinct 17 - Elect | 964 | 412 | 42.74 | | 2 | 3 | 0 | 38 | 0 | 0 | 0 | 56 | 0 | 0 | 21 | 0 |
| East Lansing Precinct 17 - County | 964 | 0 | 0.00 | | 0 | 0 | 0 | 0 | 0 | 0 | 0 | 0 | 0 | 0 | 0 | 0 |
| State | 54225 | 20775 | 38.31 | | 123 | 232 | 33 | 3570 | 6 | 5 | 30 | 3332 | 8 | 48 | 1276 | 18 |
| 93rd | 54225 | 20775 | 38.31 | | 123 | 232 | 33 | 3570 | 6 | 5 | 30 | 3332 | 8 | 48 | 1276 | 18 |
| County | 54225 | 20775 | 38.31 | | 123 | 232 | 33 | 3570 | 6 | 5 | 30 | 3332 | 8 | 48 | 1276 | 18 |
| District 1 | 7072 | 2643 | 37.37 | | 18 | 32 | 4 | 509 | 3 | 2 | 7 | 362 | 0 | 13 | 153 | 3 |
| District 2 | 7693 | 3102 | 40.32 | | 29 | 55 | 6 | 699 | 2 | 1 | 3 | 577 | 0 | 7 | 247 | 5 |
| District 3 | 7715 | 2598 | 33.67 | | 20 | 39 | 1 | 458 | 0 | 1 | 8 | 388 | 2 | 7 | 162 | 3 |
| District 4 | 8481 | 3315 | 39.09 | | 16 | 27 | 9 | 511 | 0 | 0 | 3 | 497 | 3 | 7 | 176 | 3 |
| District 5 | 8531 | 3537 | 41.46 | | 11 | 19 | 6 | 567 | 1 | 1 | 3 | 735 | 0 | 1 | 236 | 3 |
| District 6 | 6727 | 2335 | 34.71 | | 17 | 27 | 2 | 283 | 0 | 0 | 5 | 276 | 1 | 4 | 139 | 0 |
| District 7 | 8006 | 3245 | 40.53 | | 12 | 33 | 5 | 543 | 0 | 0 | 1 | 497 | 2 | 9 | 163 | 1 |
| Precinct Totals | 54225 | 20362 | 37.55 | | 121 | 229 | 33 | 3532 | 6 | 5 | 30 | 3276 | 8 | 48 | 1255 | 18 |
| Election Day Manual Entry Totals | 54225 | 413 | 0.76 | | 2 | 3 | 0 | 38 | 0 | 0 | 0 | 56 | 0 | 0 | 21 | 0 |
| County Clerk Totals | 54225 | 0 | 0.00 | | 0 | 0 | 0 | 0 | 0 | 0 | 0 | 0 | 0 | 0 | 0 | 0 |
| Grand Totals | 54225 | 20775 | 38.31 | | 123 | 232 | 33 | 3570 | 6 | 5 | 30 | 3332 | 8 | 48 | 1276 | 18 |

MARCH 8 2016 PRESPRIM

[illegible]

| 200001 | REPUBLICAN PARTY PRESIDENT OF THE UNITED STATES - REP | | | | | | | | | | | | | | | |
|-------------------------------------|---|--------------|-------------|--|-----------------|-------------|----------|---|---|---|---|---|---|---|---|---|
| | Registration | Ballots Cast | Turnout (%) | | Donald J. Trump | Uncommitted | Write-In | | | | | | | | | |
| Greenbush Township Precinct 1 - | 1641 | 0 | 0.00 | | 0 | 0 | 0 | 0 | 0 | 0 | 0 | 0 | 0 | 0 | 0 | 0 |
| Greenbush Township Precinct 1 - | 1641 | 0 | 0.00 | | 0 | 0 | 0 | 0 | 0 | 0 | 0 | 0 | 0 | 0 | 0 | 0 |
| Lebanon Township Precinct 1 - 22 | 421 | 149 | 35.39 | | 23 | 1 | 0 | 0 | 0 | 0 | 0 | 0 | 0 | 0 | 0 | 0 |
| Lebanon Township Precinct 1 - Ed | 421 | 0 | 0.00 | | 0 | 0 | 0 | 0 | 0 | 0 | 0 | 0 | 0 | 0 | 0 | 0 |
| Lebanon Township Precinct 1 - Co | 421 | 0 | 0.00 | | 0 | 0 | 0 | 0 | 0 | 0 | 0 | 0 | 0 | 0 | 0 | 0 |
| Olive Township Precinct 1 - 23 | 1929 | 809 | 41.94 | | 169 | 11 | 0 | 0 | 0 | 0 | 0 | 0 | 0 | 0 | 0 | 0 |
| Olive Township Precinct 1 - Electi | 1929 | 0 | 0.00 | | 0 | 0 | 0 | 0 | 0 | 0 | 0 | 0 | 0 | 0 | 0 | 0 |
| Olive Township Precinct 1 - Coun | 1929 | 0 | 0.00 | | 0 | 0 | 0 | 0 | 0 | 0 | 0 | 0 | 0 | 0 | 0 | 0 |
| Ovid City Precinct 1 - 34 | 1004 | 305 | 30.38 | | 57 | 1 | 0 | 0 | 0 | 0 | 0 | 0 | 0 | 0 | 0 | 0 |
| Ovid City Precinct 1 - Election Da | 1004 | 0 | 0.00 | | 0 | 0 | 0 | 0 | 0 | 0 | 0 | 0 | 0 | 0 | 0 | 0 |
| Ovid City Precinct 1 - County Cler | 1004 | 0 | 0.00 | | 0 | 0 | 0 | 0 | 0 | 0 | 0 | 0 | 0 | 0 | 0 | 0 |
| Ovid Township Precinct 1 - 24 | 975 | 576 | 59.08 | | 123 | 3 | 0 | 0 | 0 | 0 | 0 | 0 | 0 | 0 | 0 | 0 |
| Ovid Township Precinct 1 - Electio | 975 | 0 | 0.00 | | 0 | 0 | 0 | 0 | 0 | 0 | 0 | 0 | 0 | 0 | 0 | 0 |
| Ovid Township Precinct 1 - Count | 975 | 0 | 0.00 | | 0 | 0 | 0 | 0 | 0 | 0 | 0 | 0 | 0 | 0 | 0 | 0 |
| Riley Township Precinct 1 - 25 | 1508 | 600 | 39.79 | | 138 | 6 | 0 | 0 | 0 | 0 | 0 | 0 | 0 | 0 | 0 | 0 |
| Riley Township Precinct 1 - Electi | 1508 | 0 | 0.00 | | 0 | 0 | 0 | 0 | 0 | 0 | 0 | 0 | 0 | 0 | 0 | 0 |
| Riley Township Precinct 1 - Count | 1508 | 0 | 0.00 | | 0 | 0 | 0 | 0 | 0 | 0 | 0 | 0 | 0 | 0 | 0 | 0 |
| St. Johns City Precinct 1 - 26 | 1930 | 611 | 31.66 | | 114 | 13 | 0 | 0 | 0 | 0 | 0 | 0 | 0 | 0 | 0 | 0 |
| St. Johns City Precinct 1 - Electio | 1930 | 0 | 0.00 | | 0 | 0 | 0 | 0 | 0 | 0 | 0 | 0 | 0 | 0 | 0 | 0 |
| St. Johns City Precinct 1 - County | 1930 | 0 | 0.00 | | 0 | 0 | 0 | 0 | 0 | 0 | 0 | 0 | 0 | 0 | 0 | 0 |
| St. Johns City Precinct 2 - 27 | 1976 | 629 | 31.83 | | 125 | 3 | 0 | 0 | 0 | 0 | 0 | 0 | 0 | 0 | 0 | 0 |
| St. Johns City Precinct 2 - Electio | 1976 | 0 | 0.00 | | 0 | 0 | 0 | 0 | 0 | 0 | 0 | 0 | 0 | 0 | 0 | 0 |
| St. Johns City Precinct 2 - County | 1976 | 0 | 0.00 | | 0 | 0 | 0 | 0 | 0 | 0 | 0 | 0 | 0 | 0 | 0 | 0 |
| St. Johns City Precinct 3 - 28 | 1643 | 608 | 37.01 | | 111 | 5 | 1 | 0 | 0 | 0 | 0 | 0 | 0 | 0 | 0 | 0 |
| St. Johns City Precinct 3 - Electio | 1643 | 0 | 0.00 | | 0 | 0 | 0 | 0 | 0 | 0 | 0 | 0 | 0 | 0 | 0 | 0 |
| St. Johns City Precinct 3 - County | 1643 | 0 | 0.00 | | 0 | 0 | 0 | 0 | 0 | 0 | 0 | 0 | 0 | 0 | 0 | 0 |
| Victor Township Precinct 1 - 29 | 2629 | 1025 | 38.99 | | 203 | 9 | 0 | 0 | 0 | 0 | 0 | 0 | 0 | 0 | 0 | 0 |
| Victor Township Precinct 1 - Elect | 2629 | 0 | 0.00 | | 0 | 0 | 0 | 0 | 0 | 0 | 0 | 0 | 0 | 0 | 0 | 0 |
| Victor Township Precinct 1 - Cour | 2629 | 0 | 0.00 | | 0 | 0 | 0 | 0 | 0 | 0 | 0 | 0 | 0 | 0 | 0 | 0 |
| Watertown Charter Township Pre- | 1874 | 816 | 43.54 | | 176 | 8 | 0 | 0 | 0 | 0 | 0 | 0 | 0 | 0 | 0 | 0 |
| Watertown Charter Township Pre- | 1874 | 0 | 0.00 | | 0 | 0 | 0 | 0 | 0 | 0 | 0 | 0 | 0 | 0 | 0 | 0 |
| Watertown Charter Township Pre- | 1874 | 0 | 0.00 | | 0 | 0 | 0 | 0 | 0 | 0 | 0 | 0 | 0 | 0 | 0 | 0 |
| Watertown Charter Township Pre- | 2087 | 857 | 41.06 | | 145 | 7 | 2 | 0 | 0 | 0 | 0 | 0 | 0 | 0 | 0 | 0 |
| Watertown Charter Township Pre- | 2087 | 0 | 0.00 | | 0 | 0 | 0 | 0 | 0 | 0 | 0 | 0 | 0 | 0 | 0 | 0 |
| Watertown Charter Township Pre- | 2087 | 0 | 0.00 | | 0 | 0 | 0 | 0 | 0 | 0 | 0 | 0 | 0 | 0 | 0 | 0 |
| Westphalia Township Precinct 1 - | 1587 | 639 | 40.26 | | 134 | 17 | 0 | 0 | 0 | 0 | 0 | 0 | 0 | 0 | 0 | 0 |
| Westphalia Township Precinct 1 - | 1587 | 0 | 0.00 | | 0 | 0 | 0 | 0 | 0 | 0 | 0 | 0 | 0 | 0 | 0 | 0 |
| Westphalia Township Precinct 1 - | 1587 | 0 | 0.00 | | 0 | 0 | 0 | 0 | 0 | 0 | 0 | 0 | 0 | 0 | 0 | 0 |
| East Lansing Precinct 17 - 33 | 964 | 0 | 0.00 | | 0 | 0 | 0 | 0 | 0 | 0 | 0 | 0 | 0 | 0 | 0 | 0 |
| East Lansing Precinct 17 - Electio | 964 | 412 | 42.74 | | 37 | 1 | 0 | 0 | 0 | 0 | 0 | 0 | 0 | 0 | 0 | 0 |
| East Lansing Precinct 17 - County | 964 | 0 | 0.00 | | 0 | 0 | 0 | 0 | 0 | 0 | 0 | 0 | 0 | 0 | 0 | 0 |
| State | 54225 | 20775 | 38.31 | | 3754 | 233 | 10 | 0 | 0 | 0 | 0 | 0 | 0 | 0 | 0 | 0 |
| 93rd | 54225 | 20775 | 38.31 | | 3754 | 233 | 10 | 0 | 0 | 0 | 0 | 0 | 0 | 0 | 0 | 0 |
| County | 54225 | 20775 | 38.31 | | 3754 | 233 | 10 | 0 | 0 | 0 | 0 | 0 | 0 | 0 | 0 | 0 |
| District 1 | 7072 | 2643 | 37.37 | | 582 | 29 | 1 | 0 | 0 | 0 | 0 | 0 | 0 | 0 | 0 | 0 |
| District 2 | 7693 | 3102 | 40.32 | | 598 | 57 | 1 | 0 | 0 | 0 | 0 | 0 | 0 | 0 | 0 | 0 |
| District 3 | 7715 | 2598 | 33.67 | | 510 | 35 | 1 | 0 | 0 | 0 | 0 | 0 | 0 | 0 | 0 | 0 |
| District 4 | 8481 | 3315 | 39.09 | | 610 | 30 | 2 | 0 | 0 | 0 | 0 | 0 | 0 | 0 | 0 | 0 |
| District 5 | 8531 | 3537 | 41.46 | | 509 | 23 | 2 | 0 | 0 | 0 | 0 | 0 | 0 | 0 | 0 | 0 |
| District 6 | 8727 | 2335 | 34.71 | | 363 | 26 | 2 | 0 | 0 | 0 | 0 | 0 | 0 | 0 | 0 | 0 |
| District 7 | 8006 | 3245 | 40.53 | | 582 | 33 | 1 | 0 | 0 | 0 | 0 | 0 | 0 | 0 | 0 | 0 |
| Precinct Totals | 54225 | 20362 | 37.55 | | 3717 | 232 | 10 | 0 | 0 | 0 | 0 | 0 | 0 | 0 | 0 | 0 |
| Election Day Manual Entry Totals | 54225 | 413 | 0.76 | | 37 | 1 | 0 | 0 | 0 | 0 | 0 | 0 | 0 | 0 | 0 | 0 |
| County Clerk Totals | 54225 | 0 | 0.00 | | 0 | 0 | 0 | 0 | 0 | 0 | 0 | 0 | 0 | 0 | 0 | 0 |
| Grand Totals | 54225 | 20775 | 38.31 | | 3754 | 233 | 10 | 0 | 0 | 0 | 0 | 0 | 0 | 0 | 0 | 0 |

March 8, 2016

Summary Report

Clinton County

Clinton County Summary Report

| | | |
|--|---------------|----------------|
| Registration & Turnout | 54,225 | Voters |
| Election Day Turnout | 20,362 | 37.55% |
| Election Day Manual Entry Turnout | 413 | 0.76% |
| County Clerk Turnout | 0 | 0.00% |
| Total ... | 20,775 | 38.31% |
| Non Partisan Registration & Turnout | 0 | Voters |
| Election Day Turnout | 15 | 0.00% |
| Election Day Manual Entry Turnout | 0 | 0.00% |
| County Clerk Turnout | 0 | 0.00% |
| Total ... | 15 | 0.00% |
| Republican Party Registration & Turnout | 0 | Voters |
| Election Day Turnout | 12,528 | 0.00% |
| Election Day Manual Entry Turnout | 158 | 0.00% |
| County Clerk Turnout | 0 | 0.00% |
| Total ... | 12,686 | 0.00% |
| Democratic Party Registration & Turnout | 0 | Voters |
| Election Day Turnout | 7,819 | 0.00% |
| Election Day Manual Entry Turnout | 255 | 0.00% |
| County Clerk Turnout | 0 | 0.00% |
| Total ... | 8,074 | 0.00% |
| REP - PRESIDENT OF THE UNITED STATES - REP | (33) | 33/33 100.00% |
| Jeb Bush | 123 | 0.97% |
| Ben Carson | 232 | 1.83% |
| Chris Christie | 33 | 0.26% |
| Ted Cruz | 3,570 | 28.18% |
| Carly Fiorina | 6 | 0.05% |
| Lindsey Graham | 5 | 0.04% |
| Mike Huckabee | 30 | 0.24% |
| John R. Kasich | 3,332 | 26.30% |
| George Pataki | 8 | 0.06% |
| Rand Paul | 48 | 0.38% |
| Marco Rubio | 1,276 | 10.07% |
| Rick Santorum | 18 | 0.14% |
| Donald J. Trump | 3,754 | 29.63% |
| Uncommitted | 233 | 1.84% |
| Total ... | 12,668 | 100.00% |
| DEM - PRESIDENT OF THE UNITED STATES - DEM | (33) | 33/33 100.00% |
| Hillary Clinton | 3,402 | 42.16% |
| Roque Rocky De La Fuente | 6 | 0.07% |
| Martin J. O'Malley | 15 | 0.19% |
| Bernie Sanders | 4,496 | 55.72% |
| Uncommitted | 150 | 1.86% |
| Total ... | 8,069 | 100.00% |
| Pewamo-Westphalia Schools Millage Proposal | (6) | 6/6 100.00% |
| YES | 565 | 78.91% |
| NO | 151 | 21.09% |
| Total ... | 716 | 100.00% |

MARCH_8_2016_PRES PRIM

March 8, 2016

Summary Report

Clinton County

Clinton County Summary Report

| | | | |
|---|------------------|------------|----------------|
| Waverly Community Schools Millage Proposal | (1) | 1/1 | 100.00% |
| YES | | 54 | 49.09% |
| NO | | 56 | 50.91% |
| | Total ... | 110 | 100.00% |
| Shiawassee County 911 Proposal | (0) | 0/1 | 0.00% |
| YES | | 0 | 0.00% |
| NO | | 0 | 0.00% |
| | Total ... | 0 | 0.00% |

| Remember to Refresh | 1 | 2 | 302 | 304 | 305 | 306 | 4 | 5 | 6 | 7 | Total | |
|---------------------------------|---|------|------|-----|------|------|------|-----|-----|------|-------|-------|
| Presidential Primary 03-08-2016 | | | | | | | | | | | | |
| Total Registered Voters | - | 1324 | 1626 | 317 | 1734 | 1679 | 1089 | 533 | 538 | 1554 | 1377 | 11771 |
| Ballots Cast | - | 451 | 351 | 102 | 617 | 477 | 304 | 199 | 156 | 470 | 307 | 3434 |
| Percentage | | 34% | 22% | 32% | 36% | 28% | 28% | 37% | 29% | 30% | 22% | 29% |
| Partisan Section | | | | | | | | | | | | |
| Presidential | | | | | | | | | | | | |
| Republican Party | | | | | | | | | | | | |
| Presidential Primary | | | | | | | | | | | | |
| Jeb Bush | R | 2 | 1 | 0 | 5 | 6 | 1 | 0 | 0 | 1 | 4 | 20 |
| Ben Carson | R | 6 | 2 | 3 | 4 | 7 | 3 | 3 | 1 | 1 | 8 | 38 |
| Chris Christie | R | 1 | 2 | 0 | 4 | 2 | 1 | 2 | 0 | 3 | 2 | 17 |
| Ted Cruz | R | 47 | 52 | 21 | 92 | 67 | 40 | 17 | 31 | 59 | 44 | 470 |
| Carly Fiorina | R | 0 | 2 | 0 | 0 | 1 | 0 | 0 | 0 | 0 | 0 | 3 |
| Lindsey Graham | R | 0 | 0 | 0 | 0 | 0 | 1 | 0 | 0 | 0 | 0 | 1 |
| Mike Huckabee | R | 0 | 0 | 0 | 0 | 1 | 0 | 0 | 0 | 1 | 0 | 2 |
| John R Kasich | R | 43 | 34 | 12 | 75 | 42 | 32 | 31 | 11 | 60 | 30 | 370 |
| George Pataki | R | 0 | 0 | 0 | 0 | 0 | 0 | 0 | 0 | 1 | 0 | 1 |
| Rand Paul | R | 1 | 1 | 0 | 1 | 0 | 1 | 1 | 1 | 0 | 2 | 8 |
| Marco Rubio | R | 36 | 13 | 4 | 33 | 19 | 16 | 14 | 10 | 23 | 21 | 189 |
| Rick Santorum | R | 1 | 0 | 0 | 0 | 1 | 0 | 0 | 0 | 0 | 1 | 3 |
| Donald J Trump | R | 164 | 124 | 34 | 174 | 144 | 103 | 64 | 62 | 163 | 76 | 1108 |
| Uncommitted | R | 2 | 4 | 3 | 2 | 4 | 7 | 3 | 2 | 2 | 2 | 31 |

Democratic Party
Presidential Primary

| | | | | | | | | | | | | |
|--------------------------|---|----|----|----|-----|----|----|----|----|----|----|-----|
| Hilary Clinton | D | 55 | 55 | 9 | 95 | 77 | 40 | 36 | 15 | 68 | 44 | 494 |
| Roque Rocky De La Fuente | D | 1 | 0 | 0 | 0 | 0 | 0 | 0 | 1 | 0 | 0 | 2 |
| Martin J O'Malley | D | 1 | 0 | 0 | 0 | 1 | 0 | 0 | 0 | 1 | 1 | 4 |
| Bernie Sanders | D | 87 | 55 | 15 | 127 | 99 | 52 | 25 | 22 | 82 | 67 | 631 |
| Uncommitted | D | 4 | 5 | 1 | 3 | 5 | 7 | 2 | 0 | 4 | 5 | 36 |

Abbreviations

(R) - Republican
(D) - Democratic

Precinct

- 1 - Beaver Creek Twsp
- 2 - Frederic Twsp
- 302 - Grayling Twsp
- 304- Grayling Twsp
- 305 - Grayling Twsp
- 306 - Grayling Twsp
- 4- Lovells Twsp
- 5- Maple Forest Twsp
- 6- South Branch Twsp
- 7- Grayling City

Presidential Primary Election

Tuesday March 8, 2016

Delta County Michigan

Date:03/10/16

Time:14:43:55

Page:1 of 7

Official Results as Certified by the Board of Election Canvassers

RECEIVED/FILED
MICHIGAN DEPT OF STATE
2016 MAR 23 PM 3:40
ELECTIONS/GREAT SEAL

| | TURN OUT | Cards Cast |
|---------------------------------|-------------|------------|
| Jurisdiction Wide | | |
| Baldwin Township, Precinct 1 | | |
| Polling | | 162 |
| Absentee | | 0 |
| Total | | 162 |
| Bark River Township, Precinct 1 | | |
| Polling | | 377 |
| Absentee | | 0 |
| Total | | 377 |
| Bay de Noc Township, Precinct 1 | | |
| Polling | | 86 |
| Absentee | | 0 |
| Total | | 86 |
| Brampton Township, Precinct 1 | | |
| Polling | | 250 |
| Absentee | | 0 |
| Total | | 250 |
| Cornell Township, Precinct 1 | | |
| Polling | | 140 |
| Absentee | | 0 |
| Total | | 140 |
| Ensign Township, Precinct 1 | | |
| Polling | | 198 |
| Absentee | | 0 |
| Total | | 198 |
| Escanaba City, Precinct 1 | | |
| Polling | | 512 |
| Absentee | | 75 |
| Total | | 587 |
| Escanaba City, Precinct 2 | | |
| Polling | | 656 |
| Absentee | | 265 |
| Total | | 921 |
| Escanaba City, Precinct 3 | | |
| Polling | | 449 |
| Absentee | | 189 |
| Total | | 638 |
| Escanaba City, Precinct 4 | | |
| Polling | | 241 |
| Absentee | | 57 |
| Total | | 298 |
| Escanaba Township, Precinct 1 | | |
| Polling | | 518 |
| Absentee | | 0 |
| Total | | 518 |
| Escanaba Township, Precinct 2 | | |
| Polling | | 192 |
| Absentee | | 0 |
| Total | | 192 |
| Escanaba Township, Precinct 3 | | |
| Polling | | 170 |

Presidential Primary Election

Tuesday March 8, 2016

Delta County Michigan

Date:03/10/16

Time:14:43:55

Page:2 of 7

Official Results as Certified by the Board of Election Canvassers

| | TURN OUT | Cards Cast |
|----------------------------------|-------------|------------|
| Absentee | | 0 |
| Total | | 170 |
| Fairbanks Township, Precinct 1 | | |
| Polling | | 92 |
| Absentee | | 0 |
| Total | | 92 |
| Ford River Township, Precinct 1 | | |
| Polling | | 489 |
| Absentee | | 0 |
| Total | | 489 |
| Garden Township, Precinct 1 | | |
| Polling | | 242 |
| Absentee | | 0 |
| Total | | 242 |
| Gladstone City, Precinct 1 | | |
| Polling | | 424 |
| Absentee | | 144 |
| Total | | 568 |
| Gladstone City, Precinct 2 | | |
| Polling | | 429 |
| Absentee | | 131 |
| Total | | 560 |
| Maple Ridge Township, Precinct 1 | | |
| Polling | | 151 |
| Absentee | | 0 |
| Total | | 151 |
| Masonville Township, Precinct 1 | | |
| Polling | | 387 |
| Absentee | | 0 |
| Total | | 387 |
| Nahma Township, Precinct 1 | | |
| Polling | | 98 |
| Absentee | | 0 |
| Total | | 98 |
| Wells Township, Precinct 1 | | |
| Polling | | 378 |
| Absentee | | 0 |
| Total | | 378 |
| Wells Township, Precinct 2 | | |
| Polling | | 692 |
| Absentee | | 0 |
| Total | | 692 |
| Total | | |
| Polling | | 7333 |
| Absentee | | 861 |
| Total | | 8194 |

Presidential Primary Election

Tuesday March 8, 2016

Delta County Michigan

Official Results as Certified by the Board of Election Canvassers

Date:03/10/16

Time:14:43:55

Page:3 of 7

| | President Republican | | | | | | | | | | |
|---------------------------------|----------------------|----------------|------------------|----------------------|----------------|---------------------|----------------------|---------------------|----------------------|---------------------|-----------------|
| | Total Votes | Jeb Bush (REP) | Ben Carson (REP) | Chris Christie (REP) | Ted Cruz (REP) | Carly Fiorina (REP) | Lindsey Graham (REP) | Mike Huckabee (REP) | John R. Kasich (REP) | George Pataki (REP) | Rand Paul (REP) |
| Jurisdiction Wide | | | | | | | | | | | |
| Baldwin Township, Precinct 1 | | | | | | | | | | | |
| Polling | 122 | 1 | 1 | 0 | 40 | 0 | 0 | 0 | 12 | 0 | 1 |
| Absentee | 0 | 0 | 0 | 0 | 0 | 0 | 0 | 0 | 0 | 0 | 0 |
| Total | 122 | 1 | 1 | 0 | 40 | 0 | 0 | 0 | 12 | 0 | 1 |
| Bark River Township, Precinct 1 | | | | | | | | | | | |
| Polling | 284 | 3 | 10 | 2 | 82 | 0 | 0 | 1 | 34 | 0 | 1 |
| Absentee | 0 | 0 | 0 | 0 | 0 | 0 | 0 | 0 | 0 | 0 | 0 |
| Total | 284 | 3 | 10 | 2 | 82 | 0 | 0 | 1 | 34 | 0 | 1 |
| Bay de Noc Township, Precinct 1 | | | | | | | | | | | |
| Polling | 60 | 1 | 1 | 0 | 20 | 0 | 0 | 0 | 10 | 1 | 1 |
| Absentee | 0 | 0 | 0 | 0 | 0 | 0 | 0 | 0 | 0 | 0 | 0 |
| Total | 60 | 1 | 1 | 0 | 20 | 0 | 0 | 0 | 10 | 1 | 1 |
| Brampton Township, Precinct 1 | | | | | | | | | | | |
| Polling | 144 | 0 | 1 | 0 | 49 | 0 | 0 | 1 | 33 | 0 | 0 |
| Absentee | 0 | 0 | 0 | 0 | 0 | 0 | 0 | 0 | 0 | 0 | 0 |
| Total | 144 | 0 | 1 | 0 | 49 | 0 | 0 | 1 | 33 | 0 | 0 |
| Cornell Township, Precinct 1 | | | | | | | | | | | |
| Polling | 81 | 0 | 0 | 0 | 23 | 0 | 0 | 2 | 9 | 0 | 0 |
| Absentee | 0 | 0 | 0 | 0 | 0 | 0 | 0 | 0 | 0 | 0 | 0 |
| Total | 81 | 0 | 0 | 0 | 23 | 0 | 0 | 2 | 9 | 0 | 0 |
| Ensign Township, Precinct 1 | | | | | | | | | | | |
| Polling | 120 | 1 | 2 | 0 | 34 | 0 | 0 | 0 | 33 | 0 | 0 |
| Absentee | 0 | 0 | 0 | 0 | 0 | 0 | 0 | 0 | 0 | 0 | 0 |
| Total | 120 | 1 | 2 | 0 | 34 | 0 | 0 | 0 | 33 | 0 | 0 |
| Escanaba City, Precinct 1 | | | | | | | | | | | |
| Polling | 276 | 2 | 3 | 1 | 86 | 0 | 0 | 1 | 47 | 0 | 5 |
| Absentee | 29 | 0 | 1 | 1 | 4 | 0 | 0 | 0 | 1 | 0 | 1 |
| Total | 305 | 2 | 4 | 2 | 90 | 0 | 0 | 1 | 48 | 0 | 6 |
| Escanaba City, Precinct 2 | | | | | | | | | | | |
| Polling | 388 | 2 | 7 | 0 | 125 | 1 | 0 | 0 | 95 | 0 | 3 |
| Absentee | 163 | 2 | 5 | 3 | 27 | 0 | 0 | 0 | 16 | 1 | 0 |
| Total | 551 | 4 | 12 | 3 | 152 | 1 | 0 | 0 | 111 | 1 | 3 |
| Escanaba City, Precinct 3 | | | | | | | | | | | |
| Polling | 230 | 1 | 5 | 0 | 64 | 0 | 0 | 0 | 36 | 0 | 4 |
| Absentee | 90 | 2 | 4 | 0 | 22 | 0 | 0 | 0 | 10 | 0 | 1 |
| Total | 320 | 3 | 9 | 0 | 86 | 0 | 0 | 0 | 46 | 0 | 5 |
| Escanaba City, Precinct 4 | | | | | | | | | | | |
| Polling | 121 | 0 | 2 | 1 | 36 | 0 | 0 | 0 | 20 | 0 | 4 |
| Absentee | 29 | 2 | 0 | 0 | 1 | 0 | 0 | 0 | 2 | 0 | 0 |
| Total | 150 | 2 | 2 | 1 | 37 | 0 | 0 | 0 | 22 | 0 | 4 |
| Escanaba Township, Precinct 1 | | | | | | | | | | | |
| Polling | 347 | 3 | 2 | 0 | 116 | 0 | 0 | 1 | 60 | 0 | 1 |
| Absentee | 0 | 0 | 0 | 0 | 0 | 0 | 0 | 0 | 0 | 0 | 0 |
| Total | 347 | 3 | 2 | 0 | 116 | 0 | 0 | 1 | 60 | 0 | 1 |
| Escanaba Township, Precinct 2 | | | | | | | | | | | |
| Polling | 120 | 0 | 6 | 0 | 47 | 1 | 0 | 0 | 16 | 0 | 0 |
| Absentee | 0 | 0 | 0 | 0 | 0 | 0 | 0 | 0 | 0 | 0 | 0 |
| Total | 120 | 0 | 6 | 0 | 47 | 1 | 0 | 0 | 16 | 0 | 0 |
| Escanaba Township, Precinct 3 | | | | | | | | | | | |
| Polling | 100 | 0 | 3 | 0 | 25 | 0 | 0 | 0 | 12 | 0 | 1 |

Presidential Primary Election

Tuesday March 8, 2016

Delta County Michigan

Date:03/10/16

Time:14:43:55

Page:4 of 7

Official Results as Certified by the Board of Election Canvassers

| | President Republican | | | | | | | | | | |
|----------------------------------|----------------------|----------------|------------------|----------------------|----------------|---------------------|----------------------|---------------------|----------------------|---------------------|-----------------|
| | Total Votes | Job Bush (REP) | Ben Carson (REP) | Chris Christie (REP) | Ted Cruz (REP) | Carly Fiorina (REP) | Lindsey Graham (REP) | Mike Huckabee (REP) | John R. Kasich (REP) | George Pataki (REP) | Rand Paul (REP) |
| Absentee | 0 | 0 | 0 | 0 | 0 | 0 | 0 | 0 | 0 | 0 | 0 |
| Total | 100 | 0 | 3 | 0 | 25 | 0 | 0 | 0 | 12 | 0 | 1 |
| Fairbanks Township, Precinct 1 | | | | | | | | | | | |
| Polling | 53 | 0 | 0 | 0 | 9 | 0 | 0 | 0 | 12 | 0 | 0 |
| Absentee | 0 | 0 | 0 | 0 | 0 | 0 | 0 | 0 | 0 | 0 | 0 |
| Total | 53 | 0 | 0 | 0 | 9 | 0 | 0 | 0 | 12 | 0 | 0 |
| Ford River Township, Precinct 1 | | | | | | | | | | | |
| Polling | 306 | 0 | 4 | 1 | 105 | 0 | 0 | 0 | 52 | 1 | 0 |
| Absentee | 0 | 0 | 0 | 0 | 0 | 0 | 0 | 0 | 0 | 0 | 0 |
| Total | 306 | 0 | 4 | 1 | 105 | 0 | 0 | 0 | 52 | 1 | 0 |
| Garden Township, Precinct 1 | | | | | | | | | | | |
| Polling | 139 | 2 | 3 | 0 | 23 | 0 | 0 | 0 | 26 | 0 | 0 |
| Absentee | 0 | 0 | 0 | 0 | 0 | 0 | 0 | 0 | 0 | 0 | 0 |
| Total | 139 | 2 | 3 | 0 | 23 | 0 | 0 | 0 | 26 | 0 | 0 |
| Gladstone City, Precinct 1 | | | | | | | | | | | |
| Polling | 258 | 0 | 2 | 0 | 67 | 0 | 0 | 2 | 61 | 0 | 1 |
| Absentee | 64 | 2 | 2 | 1 | 21 | 0 | 2 | 0 | 6 | 0 | 0 |
| Total | 322 | 2 | 4 | 1 | 88 | 0 | 2 | 2 | 67 | 0 | 1 |
| Gladstone City, Precinct 2 | | | | | | | | | | | |
| Polling | 278 | 0 | 3 | 1 | 90 | 0 | 0 | 1 | 62 | 0 | 0 |
| Absentee | 74 | 0 | 4 | 0 | 13 | 2 | 0 | 0 | 6 | 0 | 0 |
| Total | 352 | 0 | 7 | 1 | 103 | 2 | 0 | 1 | 68 | 0 | 0 |
| Maple Ridge Township, Precinct 1 | | | | | | | | | | | |
| Polling | 88 | 1 | 4 | 0 | 18 | 1 | 0 | 0 | 16 | 0 | 0 |
| Absentee | 0 | 0 | 0 | 0 | 0 | 0 | 0 | 0 | 0 | 0 | 0 |
| Total | 88 | 1 | 4 | 0 | 18 | 1 | 0 | 0 | 16 | 0 | 0 |
| Masonville Township, Precinct 1 | | | | | | | | | | | |
| Polling | 247 | 2 | 1 | 0 | 58 | 0 | 0 | 5 | 31 | 0 | 0 |
| Absentee | 0 | 0 | 0 | 0 | 0 | 0 | 0 | 0 | 0 | 0 | 0 |
| Total | 247 | 2 | 1 | 0 | 58 | 0 | 0 | 5 | 31 | 0 | 0 |
| Nahma Township, Precinct 1 | | | | | | | | | | | |
| Polling | 69 | 0 | 0 | 0 | 16 | 0 | 0 | 0 | 13 | 1 | 0 |
| Absentee | 0 | 0 | 0 | 0 | 0 | 0 | 0 | 0 | 0 | 0 | 0 |
| Total | 69 | 0 | 0 | 0 | 16 | 0 | 0 | 0 | 13 | 1 | 0 |
| Wells Township, Precinct 1 | | | | | | | | | | | |
| Polling | 216 | 1 | 4 | 1 | 57 | 1 | 1 | 0 | 59 | 0 | 3 |
| Absentee | 0 | 0 | 0 | 0 | 0 | 0 | 0 | 0 | 0 | 0 | 0 |
| Total | 216 | 1 | 4 | 1 | 57 | 1 | 1 | 0 | 59 | 0 | 3 |
| Wells Township, Precinct 2 | | | | | | | | | | | |
| Polling | 439 | 1 | 3 | 3 | 124 | 0 | 0 | 0 | 84 | 0 | 2 |
| Absentee | 0 | 0 | 0 | 0 | 0 | 0 | 0 | 0 | 0 | 0 | 0 |
| Total | 439 | 1 | 3 | 3 | 124 | 0 | 0 | 0 | 84 | 0 | 2 |
| Total | | | | | | | | | | | |
| Polling | 4486 | 21 | 67 | 10 | 1314 | 4 | 1 | 14 | 833 | 3 | 27 |
| Absentee | 449 | 8 | 16 | 5 | 88 | 2 | 2 | 0 | 41 | 1 | 2 |
| Total | 4935 | 29 | 83 | 15 | 1402 | 6 | 3 | 14 | 874 | 4 | 29 |

Presidential Primary Election

Tuesday March 8, 2016

Delta County Michigan

Official Results as Certified by the Board of Election Canvassers

Date:03/10/16

Time:14:43:55

Page:5 of 7

| | President Republican | | | | President Democrat | | | | | |
|---------------------------------|----------------------|---------------------|-----------------------|-------------|--------------------|-----------------------|----------------------------|--------------------------|----------------------|-------------|
| | Marco Rubio (REP) | Rick Santorum (REP) | Donald J. Trump (REP) | Uncommitted | Total Votes | Hillary Clinton (DEM) | Roque Rocky De La Fu (DEM) | Martin J. O'Malley (DEM) | Bernie Sanders (DEM) | Uncommitted |
| Jurisdiction Wide | | | | | | | | | | |
| Baldwin Township, Precinct 1 | | | | | | | | | | |
| Polling | 5 | 0 | 61 | 1 | 40 | 14 | 0 | 0 | 26 | 0 |
| Absentee | 0 | 0 | 0 | 0 | 0 | 0 | 0 | 0 | 0 | 0 |
| Total | 5 | 0 | 61 | 1 | 40 | 14 | 0 | 0 | 26 | 0 |
| Bark River Township, Precinct 1 | | | | | | | | | | |
| Polling | 14 | 0 | 133 | 4 | 93 | 38 | 0 | 0 | 46 | 9 |
| Absentee | 0 | 0 | 0 | 0 | 0 | 0 | 0 | 0 | 0 | 0 |
| Total | 14 | 0 | 133 | 4 | 93 | 38 | 0 | 0 | 46 | 9 |
| Bay de Noc Township, Precinct 1 | | | | | | | | | | |
| Polling | 1 | 0 | 25 | 0 | 26 | 8 | 0 | 0 | 18 | 0 |
| Absentee | 0 | 0 | 0 | 0 | 0 | 0 | 0 | 0 | 0 | 0 |
| Total | 1 | 0 | 25 | 0 | 26 | 8 | 0 | 0 | 18 | 0 |
| Brampton Township, Precinct 1 | | | | | | | | | | |
| Polling | 14 | 0 | 44 | 2 | 106 | 48 | 0 | 0 | 54 | 4 |
| Absentee | 0 | 0 | 0 | 0 | 0 | 0 | 0 | 0 | 0 | 0 |
| Total | 14 | 0 | 44 | 2 | 106 | 48 | 0 | 0 | 54 | 4 |
| Cornell Township, Precinct 1 | | | | | | | | | | |
| Polling | 10 | 0 | 37 | 0 | 59 | 24 | 0 | 0 | 33 | 2 |
| Absentee | 0 | 0 | 0 | 0 | 0 | 0 | 0 | 0 | 0 | 0 |
| Total | 10 | 0 | 37 | 0 | 59 | 24 | 0 | 0 | 33 | 2 |
| Ensign Township, Precinct 1 | | | | | | | | | | |
| Polling | 14 | 0 | 36 | 0 | 78 | 29 | 0 | 0 | 44 | 5 |
| Absentee | 0 | 0 | 0 | 0 | 0 | 0 | 0 | 0 | 0 | 0 |
| Total | 14 | 0 | 36 | 0 | 78 | 29 | 0 | 0 | 44 | 5 |
| Escanaba City, Precinct 1 | | | | | | | | | | |
| Polling | 17 | 1 | 108 | 4 | 236 | 80 | 0 | 0 | 153 | 3 |
| Absentee | 7 | 1 | 13 | 0 | 46 | 27 | 1 | 2 | 15 | 1 |
| Total | 24 | 2 | 121 | 4 | 282 | 107 | 1 | 2 | 168 | 4 |
| Escanaba City, Precinct 2 | | | | | | | | | | |
| Polling | 29 | 0 | 122 | 4 | 268 | 102 | 0 | 0 | 164 | 2 |
| Absentee | 34 | 0 | 57 | 16 | 102 | 50 | 2 | 0 | 36 | 14 |
| Total | 63 | 0 | 179 | 20 | 370 | 152 | 2 | 0 | 200 | 16 |
| Escanaba City, Precinct 3 | | | | | | | | | | |
| Polling | 24 | 0 | 95 | 1 | 219 | 74 | 0 | 1 | 137 | 7 |
| Absentee | 7 | 1 | 36 | 7 | 97 | 64 | 0 | 1 | 22 | 10 |
| Total | 31 | 1 | 131 | 8 | 316 | 138 | 0 | 2 | 159 | 17 |
| Escanaba City, Precinct 4 | | | | | | | | | | |
| Polling | 12 | 0 | 45 | 1 | 120 | 36 | 0 | 0 | 80 | 4 |
| Absentee | 6 | 0 | 11 | 7 | 28 | 9 | 0 | 0 | 6 | 13 |
| Total | 18 | 0 | 56 | 8 | 148 | 45 | 0 | 0 | 86 | 17 |
| Escanaba Township, Precinct 1 | | | | | | | | | | |
| Polling | 26 | 0 | 137 | 1 | 171 | 78 | 0 | 0 | 90 | 3 |
| Absentee | 0 | 0 | 0 | 0 | 0 | 0 | 0 | 0 | 0 | 0 |
| Total | 26 | 0 | 137 | 1 | 171 | 78 | 0 | 0 | 90 | 3 |
| Escanaba Township, Precinct 2 | | | | | | | | | | |
| Polling | 8 | 0 | 41 | 1 | 72 | 32 | 1 | 1 | 33 | 5 |
| Absentee | 0 | 0 | 0 | 0 | 0 | 0 | 0 | 0 | 0 | 0 |
| Total | 8 | 0 | 41 | 1 | 72 | 32 | 1 | 1 | 33 | 5 |
| Escanaba Township, Precinct 3 | | | | | | | | | | |
| Polling | 11 | 0 | 48 | 0 | 70 | 34 | 1 | 0 | 34 | 1 |

Presidential Primary Election

Tuesday March 8, 2016

Delta County Michigan

Official Results as Certified by the Board of Election Canvassers

Date:03/10/16

Time:14:43:55

Page:6 of 7

| | President Republican | | | | President Democrat | | | | | |
|----------------------------------|----------------------|---------------------|-----------------------|-------------|--------------------|-----------------------|----------------------------|--------------------------|----------------------|-------------|
| | Marco Rubio (REP) | Rick Santorum (REP) | Donald J. Trump (REP) | Uncommitted | Total Votes | Hillary Clinton (DEM) | Roque Rocky De La Fu (DEM) | Martin J. O'Malley (DEM) | Bernie Sanders (DEM) | Uncommitted |
| Absentee | 0 | 0 | 0 | 0 | 0 | 0 | 0 | 0 | 0 | 0 |
| Total | 11 | 0 | 48 | 0 | 70 | 34 | 1 | 0 | 34 | 1 |
| Fairbanks Township, Precinct 1 | | | | | | | | | | |
| Polling | 1 | 0 | 31 | 0 | 38 | 18 | 0 | 0 | 20 | 0 |
| Absentee | 0 | 0 | 0 | 0 | 0 | 0 | 0 | 0 | 0 | 0 |
| Total | 1 | 0 | 31 | 0 | 38 | 18 | 0 | 0 | 20 | 0 |
| Ford River Township, Precinct 1 | | | | | | | | | | |
| Polling | 37 | 0 | 103 | 3 | 182 | 78 | 0 | 0 | 104 | 0 |
| Absentee | 0 | 0 | 0 | 0 | 0 | 0 | 0 | 0 | 0 | 0 |
| Total | 37 | 0 | 103 | 3 | 182 | 78 | 0 | 0 | 104 | 0 |
| Garden Township, Precinct 1 | | | | | | | | | | |
| Polling | 7 | 0 | 76 | 2 | 103 | 50 | 0 | 0 | 52 | 1 |
| Absentee | 0 | 0 | 0 | 0 | 0 | 0 | 0 | 0 | 0 | 0 |
| Total | 7 | 0 | 76 | 2 | 103 | 50 | 0 | 0 | 52 | 1 |
| Gladstone City, Precinct 1 | | | | | | | | | | |
| Polling | 22 | 0 | 100 | 3 | 166 | 74 | 1 | 1 | 88 | 2 |
| Absentee | 8 | 0 | 15 | 7 | 80 | 49 | 0 | 1 | 23 | 6 |
| Total | 30 | 0 | 115 | 10 | 246 | 123 | 1 | 2 | 111 | 8 |
| Gladstone City, Precinct 2 | | | | | | | | | | |
| Polling | 12 | 0 | 107 | 2 | 151 | 77 | 0 | 0 | 68 | 5 |
| Absentee | 9 | 0 | 36 | 4 | 56 | 31 | 0 | 0 | 22 | 3 |
| Total | 21 | 0 | 143 | 6 | 207 | 108 | 0 | 0 | 90 | 8 |
| Maple Ridge Township, Precinct 1 | | | | | | | | | | |
| Polling | 6 | 0 | 42 | 0 | 63 | 27 | 0 | 0 | 34 | 2 |
| Absentee | 0 | 0 | 0 | 0 | 0 | 0 | 0 | 0 | 0 | 0 |
| Total | 6 | 0 | 42 | 0 | 63 | 27 | 0 | 0 | 34 | 2 |
| Masonville Township, Precinct 1 | | | | | | | | | | |
| Polling | 32 | 0 | 116 | 2 | 140 | 62 | 0 | 1 | 71 | 6 |
| Absentee | 0 | 0 | 0 | 0 | 0 | 0 | 0 | 0 | 0 | 0 |
| Total | 32 | 0 | 116 | 2 | 140 | 62 | 0 | 1 | 71 | 6 |
| Nahma Township, Precinct 1 | | | | | | | | | | |
| Polling | 3 | 0 | 36 | 0 | 29 | 12 | 0 | 0 | 16 | 1 |
| Absentee | 0 | 0 | 0 | 0 | 0 | 0 | 0 | 0 | 0 | 0 |
| Total | 3 | 0 | 36 | 0 | 29 | 12 | 0 | 0 | 16 | 1 |
| Wells Township, Precinct 1 | | | | | | | | | | |
| Polling | 14 | 0 | 75 | 0 | 161 | 64 | 1 | 0 | 91 | 5 |
| Absentee | 0 | 0 | 0 | 0 | 0 | 0 | 0 | 0 | 0 | 0 |
| Total | 14 | 0 | 75 | 0 | 161 | 64 | 1 | 0 | 91 | 5 |
| Wells Township, Precinct 2 | | | | | | | | | | |
| Polling | 44 | 0 | 168 | 10 | 253 | 120 | 0 | 0 | 125 | 8 |
| Absentee | 0 | 0 | 0 | 0 | 0 | 0 | 0 | 0 | 0 | 0 |
| Total | 44 | 0 | 168 | 10 | 253 | 120 | 0 | 0 | 125 | 8 |
| Total | | | | | | | | | | |
| Polling | 363 | 1 | 1786 | 41 | 2844 | 1179 | 4 | 4 | 1581 | 75 |
| Absentee | 71 | 2 | 168 | 41 | 409 | 230 | 3 | 4 | 124 | 47 |
| Total | 434 | 3 | 1954 | 82 | 3253 | 1409 | 7 | 8 | 1705 | 122 |

Presidential Primary Election

Tuesday March 8, 2016

Delta County Michigan

Date:03/10/16

Time:14:43:55

Page:7 of 7

Official Results as Certified by the Board of Election Canvassers

In witness whereof, we have hereunto set our hands and affixed the seal of the
Circuit Court for County of Delta this 10th day of March, 2016

Mary Alice Tolan

John Myer

Margaret Canavan

Chairperson of the Board of County Canvassers

Attest:

Nancy J. Kolich

Nancy J. Kolich, Clerk of the Board of Canvassers

DICKINSON COUNTY

Statement of Votes Cast Presidential Primary March 8, 2016 SOVC For Jurisdiction Wide, All Counters, All Races

Date:03/08/16

Time:22:25:33

Page:1 of 32

| | TURN OUT | | |
|------------------------------------|----------------|---------------|--------------|
| | Reg. Voters | Cards Cast | % Turnout |
| Jurisdiction Wide | | | |
| Breen Township, Precinct #1 | | | |
| Polling | 362 | 163 | 45.03% |
| AVCB(if used) | 362 | 0 | 0.00% |
| Total | 362 | 163 | 45.03% |
| Breitung Township, Precinct #1 | | | |
| Polling | 1469 | 440 | 29.95% |
| AVCB(if used) | 1469 | 106 | 7.22% |
| Total | 1469 | 546 | 37.17% |
| Breitung Township, Precinct #2 | | | |
| Polling | 1150 | 400 | 34.78% |
| AVCB(if used) | 1150 | 66 | 5.74% |
| Total | 1150 | 466 | 40.52% |
| Breitung Township, Precinct #3 | | | |
| Polling | 2243 | 625 | 27.86% |
| AVCB(if used) | 2243 | 174 | 7.76% |
| Total | 2243 | 799 | 35.62% |
| City of Iron Mountain, Precinct #1 | | | |
| Polling | 2087 | 496 | 23.77% |
| AVCB(if used) | 2087 | 84 | 4.02% |
| Total | 2087 | 580 | 27.79% |
| City of Iron Mountain, Precinct #2 | | | |
| Polling | 2124 | 558 | 26.27% |
| AVCB(if used) | 2124 | 54 | 2.54% |
| Total | 2124 | 612 | 28.81% |
| City of Iron Mountain, Precinct #3 | | | |
| Polling | 2087 | 523 | 25.06% |
| AVCB(if used) | 2087 | 65 | 3.11% |
| Total | 2087 | 588 | 28.17% |
| City of Kingsford, Precinct #1 | | | |
| Polling | 1688 | 412 | 24.41% |
| AVCB(if used) | 1688 | 81 | 4.80% |
| Total | 1688 | 493 | 29.21% |
| City of Kingsford, Precinct #2 | | | |
| Polling | 2314 | 569 | 24.59% |
| AVCB(if used) | 2314 | 82 | 3.54% |
| Total | 2314 | 651 | 28.13% |
| City of Norway, Precinct #1 | | | |
| Polling | 2659 | 612 | 23.02% |
| AVCB(if used) | 2659 | 57 | 2.14% |
| Total | 2659 | 669 | 25.16% |
| Felch Township, Precinct #1 | | | |
| Polling | 543 | 228 | 41.99% |
| AVCB(if used) | 543 | 0 | 0.00% |
| Total | 543 | 228 | 41.99% |
| Norway Township, Precinct #1 | | | |
| Polling | 1308 | 405 | 30.96% |
| AVCB(if used) | 1308 | 0 | 0.00% |
| Total | 1308 | 405 | 30.96% |
| Sagola Township, Precinct #1 | | | |
| Polling | 710 | 273 | 38.45% |
| AVCB(if used) | 710 | 0 | 0.00% |
| Total | 710 | 273 | 38.45% |
| Sagola Township, Precinct #2 | | | |
| Polling | 245 | 96 | 39.18% |
| AVCB(if used) | 245 | 0 | 0.00% |
| Total | 245 | 96 | 39.18% |
| Waucedah Township, Precinct #1 | | | |
| Polling | 737 | 237 | 32.16% |
| AVCB(if used) | 737 | 0 | 0.00% |

Statement of Votes Cast
 Presidential Primary March 8, 2016
 SOVC For Jurisdiction Wide, All Counters, All Races

Date:03/08/16
 Time:22:25:33
 Page:2 of 32

| | TURN OUT | | |
|-----------------------------------|----------------|---------------|--------------|
| | Reg. Voters | Cards Cast | % Turnout |
| Total | 737 | 237 | 32.16% |
| West Branch Township, Precinct #1 | | | |
| Polling | 61 | 25 | 40.98% |
| AVCB(if used) | 61 | 0 | 0.00% |
| Total | 61 | 25 | 40.98% |
| MENOMINEE Faithorn Township #1 | | | |
| Polling | 0 | 72 | - |
| AVCB(if used) | 0 | 0 | - |
| Total | 0 | 72 | - |
| Total | | | |
| Polling | 21787 | 6134 | 28.15% |
| AVCB(if used) | 21787 | 769 | 3.53% |
| Total | 21787 | 6903 | 31.68% |

Statement of Votes Cast
Presidential Primary March 8, 2016
SOVC For Jurisdiction Wide, All Counters, All Races

Date:03/08/16
Time:22:25:33
Page:3 of 32

| | President Republican | | | | | | | | | | | |
|------------------------------------|----------------------|------------------|----------------|----------------|-------|------------------|-------|-------------------------|-------|----------------|--------|--|
| | Reg. Voters | Times Counted | Total Votes | Jeb Bush (REP) | | Ben Carson (REP) | | Chris Christie (REP) | | Ted Cruz (REP) | | |
| Jurisdiction Wide | | | | | | | | | | | | |
| Breen Township, Precinct #1 | | | | | | | | | | | | |
| Polling | 362 | 125 | 122 | 1 | 0.82% | 7 | 5.74% | 1 | 0.82% | 44 | 36.07% | |
| AVCB(if used) | 362 | 0 | 0 | 0 | - | 0 | - | 0 | - | 0 | - | |
| Total | 362 | 125 | 122 | 1 | 0.82% | 7 | 5.74% | 1 | 0.82% | 44 | 36.07% | |
| Breitung Township, Precinct #1 | | | | | | | | | | | | |
| Polling | 1469 | 290 | 289 | 0 | 0.00% | 3 | 1.04% | 1 | 0.35% | 96 | 33.22% | |
| AVCB(if used) | 1469 | 69 | 69 | 2 | 2.90% | 3 | 4.35% | 0 | 0.00% | 19 | 27.54% | |
| Total | 1469 | 359 | 358 | 2 | 0.56% | 6 | 1.68% | 1 | 0.28% | 115 | 32.12% | |
| Breitung Township, Precinct #2 | | | | | | | | | | | | |
| Polling | 1150 | 278 | 277 | 1 | 0.36% | 3 | 1.08% | 0 | 0.00% | 77 | 27.80% | |
| AVCB(if used) | 1150 | 45 | 45 | 2 | 4.44% | 4 | 8.89% | 1 | 2.22% | 18 | 40.00% | |
| Total | 1150 | 323 | 322 | 3 | 0.93% | 7 | 2.17% | 1 | 0.31% | 95 | 29.50% | |
| Breitung Township, Precinct #3 | | | | | | | | | | | | |
| Polling | 2243 | 447 | 446 | 0 | 0.00% | 4 | 0.90% | 0 | 0.00% | 125 | 28.03% | |
| AVCB(if used) | 2243 | 101 | 101 | 3 | 2.97% | 5 | 4.95% | 0 | 0.00% | 15 | 14.85% | |
| Total | 2243 | 548 | 547 | 3 | 0.55% | 9 | 1.65% | 0 | 0.00% | 140 | 25.59% | |
| City of Iron Mountain, Precinct #1 | | | | | | | | | | | | |
| Polling | 2087 | 316 | 314 | 0 | 0.00% | 7 | 2.23% | 0 | 0.00% | 74 | 23.57% | |
| AVCB(if used) | 2087 | 51 | 51 | 0 | 0.00% | 0 | 0.00% | 0 | 0.00% | 4 | 7.84% | |
| Total | 2087 | 367 | 365 | 0 | 0.00% | 7 | 1.92% | 0 | 0.00% | 78 | 21.37% | |
| City of Iron Mountain, Precinct #2 | | | | | | | | | | | | |
| Polling | 2124 | 331 | 331 | 0 | 0.00% | 6 | 1.81% | 0 | 0.00% | 99 | 29.91% | |
| AVCB(if used) | 2124 | 25 | 25 | 0 | 0.00% | 0 | 0.00% | 0 | 0.00% | 5 | 20.00% | |
| Total | 2124 | 356 | 356 | 0 | 0.00% | 6 | 1.69% | 0 | 0.00% | 104 | 29.21% | |
| City of Iron Mountain, Precinct #3 | | | | | | | | | | | | |
| Polling | 2087 | 330 | 328 | 0 | 0.00% | 2 | 0.61% | 1 | 0.30% | 76 | 23.17% | |
| AVCB(if used) | 2087 | 42 | 42 | 0 | 0.00% | 2 | 4.76% | 0 | 0.00% | 5 | 11.90% | |
| Total | 2087 | 372 | 370 | 0 | 0.00% | 4 | 1.08% | 1 | 0.27% | 81 | 21.89% | |
| City of Kingsford, Precinct #1 | | | | | | | | | | | | |
| Polling | 1688 | 261 | 261 | 0 | 0.00% | 3 | 1.15% | 1 | 0.38% | 86 | 32.95% | |
| AVCB(if used) | 1688 | 57 | 57 | 3 | 5.26% | 1 | 1.75% | 1 | 1.75% | 8 | 14.04% | |
| Total | 1688 | 318 | 318 | 3 | 0.94% | 4 | 1.26% | 2 | 0.63% | 94 | 29.56% | |
| City of Kingsford, Precinct #2 | | | | | | | | | | | | |
| Polling | 2314 | 359 | 358 | 2 | 0.56% | 8 | 2.23% | 0 | 0.00% | 116 | 32.40% | |
| AVCB(if used) | 2314 | 53 | 52 | 2 | 3.85% | 3 | 5.77% | 0 | 0.00% | 10 | 19.23% | |
| Total | 2314 | 412 | 410 | 4 | 0.98% | 11 | 2.68% | 0 | 0.00% | 126 | 30.73% | |
| City of Norway, Precinct #1 | | | | | | | | | | | | |
| Polling | 2659 | 343 | 343 | 3 | 0.87% | 6 | 1.75% | 0 | 0.00% | 90 | 26.24% | |
| AVCB(if used) | 2659 | 32 | 32 | 0 | 0.00% | 0 | 0.00% | 0 | 0.00% | 5 | 15.63% | |
| Total | 2659 | 375 | 375 | 3 | 0.80% | 6 | 1.60% | 0 | 0.00% | 95 | 25.33% | |
| Felch Township, Precinct #1 | | | | | | | | | | | | |
| Polling | 543 | 157 | 157 | 1 | 0.64% | 3 | 1.91% | 0 | 0.00% | 50 | 31.85% | |
| AVCB(if used) | 543 | 0 | 0 | 0 | - | 0 | - | 0 | - | 0 | - | |
| Total | 543 | 157 | 157 | 1 | 0.64% | 3 | 1.91% | 0 | 0.00% | 50 | 31.85% | |
| Norway Township, Precinct #1 | | | | | | | | | | | | |
| Polling | 1308 | 256 | 256 | 2 | 0.78% | 2 | 0.78% | 0 | 0.00% | 78 | 30.47% | |
| AVCB(if used) | 1308 | 0 | 0 | 0 | - | 0 | - | 0 | - | 0 | - | |
| Total | 1308 | 256 | 256 | 2 | 0.78% | 2 | 0.78% | 0 | 0.00% | 78 | 30.47% | |
| Sagola Township, Precinct #1 | | | | | | | | | | | | |
| Polling | 710 | 196 | 196 | 0 | 0.00% | 3 | 1.53% | 1 | 0.51% | 58 | 29.59% | |
| AVCB(if used) | 710 | 0 | 0 | 0 | - | 0 | - | 0 | - | 0 | - | |
| Total | 710 | 196 | 196 | 0 | 0.00% | 3 | 1.53% | 1 | 0.51% | 58 | 29.59% | |
| Sagola Township, Precinct #2 | | | | | | | | | | | | |
| Polling | 245 | 69 | 69 | 0 | 0.00% | 4 | 5.80% | 0 | 0.00% | 25 | 36.23% | |
| AVCB(if used) | 245 | 0 | 0 | 0 | - | 0 | - | 0 | - | 0 | - | |
| Total | 245 | 69 | 69 | 0 | 0.00% | 4 | 5.80% | 0 | 0.00% | 25 | 36.23% | |
| Waucedah Township, Precinct #1 | | | | | | | | | | | | |
| Polling | 737 | 152 | 152 | 0 | 0.00% | 1 | 0.66% | 0 | 0.00% | 43 | 28.29% | |
| AVCB(if used) | 737 | 0 | 0 | 0 | - | 0 | - | 0 | - | 0 | - | |

Statement of Votes Cast
 Presidential Primary March 8, 2016
 SOVC For Jurisdiction Wide, All Counters, All Races

Date:03/08/16
 Time:22:25:33
 Page:4 of 32

| | President Republican | | | | | | | | | | |
|-----------------------------------|----------------------|------------------|----------------|----------------|-------|------------------|-------|-------------------------|-------|----------------|--------|
| | Reg. Voters | Times Counted | Total Votes | Jeb Bush (REP) | | Ben Carson (REP) | | Chris Christie (REP) | | Ted Cruz (REP) | |
| Total | 737 | 152 | 152 | 0 | 0.00% | 1 | 0.66% | 0 | 0.00% | 43 | 28.29% |
| West Branch Township, Precinct #1 | | | | | | | | | | | |
| Polling | 61 | 10 | 10 | 0 | 0.00% | 0 | 0.00% | 0 | 0.00% | 0 | 0.00% |
| AVCB(if used) | 61 | 0 | 0 | 0 | - | 0 | - | 0 | - | 0 | - |
| Total | 61 | 10 | 10 | 0 | 0.00% | 0 | 0.00% | 0 | 0.00% | 0 | 0.00% |
| MENOMINEE Faithorn Township #1 | | | | | | | | | | | |
| Polling | - | - | - | - | - | - | - | - | - | - | - |
| AVCB(if used) | - | - | - | - | - | - | - | - | - | - | - |
| Total | - | - | - | - | - | - | - | - | - | - | - |
| Total | | | | | | | | | | | |
| Polling | 21787 | 3920 | 3909 | 10 | 0.26% | 62 | 1.59% | 5 | 0.13% | 1137 | 29.09% |
| AVCB(if used) | 21787 | 475 | 474 | 12 | 2.53% | 18 | 3.80% | 2 | 0.42% | 89 | 18.78% |
| Total | 21787 | 4395 | 4383 | 22 | 0.50% | 80 | 1.83% | 7 | 0.16% | 1226 | 27.97% |

Statement of Votes Cast
Presidential Primary March 8, 2016
SOVC For Jurisdiction Wide, All Counters, All Races

Date:03/08/16

Time:22:25:33

Page:5 of 32

| | President Republican | | | | | | | | | |
|------------------------------------|------------------------|-------|-------------------------|-------|------------------------|-------|-------------------------|--------|------------------------|-------|
| | Carly Fiorina (REP) | | Lindsey Graham (REP) | | Mike Huckabee (REP) | | John R. Kasich (REP) | | George Pataki (REP) | |
| Jurisdiction Wide | | | | | | | | | | |
| Breen Township, Precinct #1 | | | | | | | | | | |
| Polling | 1 | 0.82% | 0 | 0.00% | 1 | 0.82% | 18 | 14.75% | 0 | 0.00% |
| AVCB(if used) | 0 | - | 0 | - | 0 | - | 0 | - | 0 | - |
| Total | 1 | 0.82% | 0 | 0.00% | 1 | 0.82% | 18 | 14.75% | 0 | 0.00% |
| Breitung Township, Precinct #1 | | | | | | | | | | |
| Polling | 0 | 0.00% | 0 | 0.00% | 1 | 0.35% | 47 | 16.26% | 0 | 0.00% |
| AVCB(if used) | 0 | 0.00% | 0 | 0.00% | 0 | 0.00% | 3 | 4.35% | 0 | 0.00% |
| Total | 0 | 0.00% | 0 | 0.00% | 1 | 0.28% | 50 | 13.97% | 0 | 0.00% |
| Breitung Township, Precinct #2 | | | | | | | | | | |
| Polling | 0 | 0.00% | 0 | 0.00% | 0 | 0.00% | 68 | 24.55% | 0 | 0.00% |
| AVCB(if used) | 0 | 0.00% | 0 | 0.00% | 0 | 0.00% | 2 | 4.44% | 0 | 0.00% |
| Total | 0 | 0.00% | 0 | 0.00% | 0 | 0.00% | 70 | 21.74% | 0 | 0.00% |
| Breitung Township, Precinct #3 | | | | | | | | | | |
| Polling | 0 | 0.00% | 0 | 0.00% | 0 | 0.00% | 111 | 24.89% | 0 | 0.00% |
| AVCB(if used) | 1 | 0.99% | 0 | 0.00% | 0 | 0.00% | 12 | 11.88% | 0 | 0.00% |
| Total | 1 | 0.18% | 0 | 0.00% | 0 | 0.00% | 123 | 22.49% | 0 | 0.00% |
| City of Iron Mountain, Precinct #1 | | | | | | | | | | |
| Polling | 0 | 0.00% | 0 | 0.00% | 0 | 0.00% | 74 | 23.57% | 0 | 0.00% |
| AVCB(if used) | 0 | 0.00% | 0 | 0.00% | 0 | 0.00% | 8 | 15.69% | 0 | 0.00% |
| Total | 0 | 0.00% | 0 | 0.00% | 0 | 0.00% | 82 | 22.47% | 0 | 0.00% |
| City of Iron Mountain, Precinct #2 | | | | | | | | | | |
| Polling | 0 | 0.00% | 0 | 0.00% | 1 | 0.30% | 70 | 21.15% | 1 | 0.30% |
| AVCB(if used) | 0 | 0.00% | 0 | 0.00% | 0 | 0.00% | 2 | 8.00% | 0 | 0.00% |
| Total | 0 | 0.00% | 0 | 0.00% | 1 | 0.28% | 72 | 20.22% | 1 | 0.28% |
| City of Iron Mountain, Precinct #3 | | | | | | | | | | |
| Polling | 0 | 0.00% | 0 | 0.00% | 2 | 0.61% | 80 | 24.39% | 0 | 0.00% |
| AVCB(if used) | 0 | 0.00% | 0 | 0.00% | 1 | 2.38% | 6 | 14.29% | 0 | 0.00% |
| Total | 0 | 0.00% | 0 | 0.00% | 3 | 0.81% | 86 | 23.24% | 0 | 0.00% |
| City of Kingsford, Precinct #1 | | | | | | | | | | |
| Polling | 0 | 0.00% | 0 | 0.00% | 0 | 0.00% | 55 | 21.07% | 0 | 0.00% |
| AVCB(if used) | 0 | 0.00% | 0 | 0.00% | 1 | 1.75% | 7 | 12.28% | 0 | 0.00% |
| Total | 0 | 0.00% | 0 | 0.00% | 1 | 0.31% | 62 | 19.50% | 0 | 0.00% |
| City of Kingsford, Precinct #2 | | | | | | | | | | |
| Polling | 0 | 0.00% | 0 | 0.00% | 1 | 0.28% | 78 | 21.79% | 0 | 0.00% |
| AVCB(if used) | 0 | 0.00% | 0 | 0.00% | 0 | 0.00% | 2 | 3.85% | 0 | 0.00% |
| Total | 0 | 0.00% | 0 | 0.00% | 1 | 0.24% | 80 | 19.51% | 0 | 0.00% |
| City of Norway, Precinct #1 | | | | | | | | | | |
| Polling | 0 | 0.00% | 0 | 0.00% | 2 | 0.58% | 59 | 17.20% | 0 | 0.00% |
| AVCB(if used) | 0 | 0.00% | 0 | 0.00% | 0 | 0.00% | 6 | 18.75% | 0 | 0.00% |
| Total | 0 | 0.00% | 0 | 0.00% | 2 | 0.53% | 65 | 17.33% | 0 | 0.00% |
| Felch Township, Precinct #1 | | | | | | | | | | |
| Polling | 0 | 0.00% | 0 | 0.00% | 0 | 0.00% | 35 | 22.29% | 0 | 0.00% |
| AVCB(if used) | 0 | - | 0 | - | 0 | - | 0 | - | 0 | - |
| Total | 0 | 0.00% | 0 | 0.00% | 0 | 0.00% | 35 | 22.29% | 0 | 0.00% |
| Norway Township, Precinct #1 | | | | | | | | | | |
| Polling | 1 | 0.39% | 0 | 0.00% | 0 | 0.00% | 52 | 20.31% | 0 | 0.00% |
| AVCB(if used) | 0 | - | 0 | - | 0 | - | 0 | - | 0 | - |
| Total | 1 | 0.39% | 0 | 0.00% | 0 | 0.00% | 52 | 20.31% | 0 | 0.00% |
| Sagola Township, Precinct #1 | | | | | | | | | | |
| Polling | 0 | 0.00% | 0 | 0.00% | 0 | 0.00% | 25 | 12.76% | 0 | 0.00% |
| AVCB(if used) | 0 | - | 0 | - | 0 | - | 0 | - | 0 | - |
| Total | 0 | 0.00% | 0 | 0.00% | 0 | 0.00% | 25 | 12.76% | 0 | 0.00% |
| Sagola Township, Precinct #2 | | | | | | | | | | |
| Polling | 0 | 0.00% | 0 | 0.00% | 1 | 1.45% | 11 | 15.94% | 0 | 0.00% |
| AVCB(if used) | 0 | - | 0 | - | 0 | - | 0 | - | 0 | - |
| Total | 0 | 0.00% | 0 | 0.00% | 1 | 1.45% | 11 | 15.94% | 0 | 0.00% |
| Waucesdah Township, Precinct #1 | | | | | | | | | | |
| Polling | 0 | 0.00% | 0 | 0.00% | 0 | 0.00% | 38 | 25.00% | 0 | 0.00% |
| AVCB(if used) | 0 | - | 0 | - | 0 | - | 0 | - | 0 | - |

Statement of Votes Cast
 Presidential Primary March 8, 2016
 SOVC For Jurisdiction Wide, All Counters, All Races

Date:03/08/16
 Time:22:25:33
 Page:6 of 32

| | President Republican | | | | | | | | | |
|-----------------------------------|------------------------|-------|-------------------------|-------|------------------------|-------|-------------------------|--------|------------------------|-------|
| | Carly Fiorina (REP) | | Lindsey Graham (REP) | | Mike Huckabee (REP) | | John R. Kasich (REP) | | George Pataki (REP) | |
| Total | 0 | 0.00% | 0 | 0.00% | 0 | 0.00% | 38 | 25.00% | 0 | 0.00% |
| West Branch Township, Precinct #1 | | | | | | | | | | |
| Polling | 0 | 0.00% | 0 | 0.00% | 0 | 0.00% | 7 | 70.00% | 0 | 0.00% |
| AVCB(if used) | 0 | - | 0 | - | 0 | - | 0 | - | 0 | - |
| Total | 0 | 0.00% | 0 | 0.00% | 0 | 0.00% | 7 | 70.00% | 0 | 0.00% |
| MENOMINEE Faithorn Township #1 | | | | | | | | | | |
| Polling | - | - | - | - | - | - | - | - | - | - |
| AVCB(if used) | - | - | - | - | - | - | - | - | - | - |
| Total | - | - | - | - | - | - | - | - | - | - |
| Total | | | | | | | | | | |
| Polling | 2 | 0.05% | 0 | 0.00% | 9 | 0.23% | 828 | 21.18% | 1 | 0.03% |
| AVCB(if used) | 1 | 0.21% | 0 | 0.00% | 2 | 0.42% | 48 | 10.13% | 0 | 0.00% |
| Total | 3 | 0.07% | 0 | 0.00% | 11 | 0.25% | 876 | 19.99% | 1 | 0.02% |

Statement of Votes Cast
Presidential Primary March 8, 2016
SOVC For Jurisdiction Wide, All Counters, All Races

Date:03/08/16
Time:22:25:33
Page:7 of 32

| | President Republican | | | | | | | | | |
|---|----------------------|-------|-------------------|--------|---------------------|-------|-----------------------|--------|-------------|--------|
| | Rand Paul (REP) | | Marco Rubio (REP) | | Rick Santorum (REP) | | Donald J. Trump (REP) | | Uncommitted | |
| Jurisdiction Wide | | | | | | | | | | |
| Breen Township, Precinct #1 | | | | | | | | | | |
| Polling | 0 | 0.00% | 1 | 0.82% | 0 | 0.00% | 47 | 38.52% | 1 | 0.82% |
| AVCB(if used) | 0 | - | 0 | - | 0 | - | 0 | - | 0 | - |
| Total | 0 | 0.00% | 1 | 0.82% | 0 | 0.00% | 47 | 38.52% | 1 | 0.82% |
| Breitung Township, Precinct #1 | | | | | | | | | | |
| Polling | 1 | 0.35% | 23 | 7.96% | 0 | 0.00% | 117 | 40.48% | 0 | 0.00% |
| AVCB(if used) | 0 | 0.00% | 18 | 26.09% | 0 | 0.00% | 19 | 27.54% | 5 | 7.25% |
| Total | 1 | 0.28% | 41 | 11.45% | 0 | 0.00% | 136 | 37.99% | 5 | 1.40% |
| Breitung Township, Precinct #2 | | | | | | | | | | |
| Polling | 0 | 0.00% | 9 | 3.25% | 0 | 0.00% | 116 | 41.88% | 3 | 1.08% |
| AVCB(if used) | 1 | 2.22% | 3 | 6.67% | 0 | 0.00% | 11 | 24.44% | 3 | 6.67% |
| Total | 1 | 0.31% | 12 | 3.73% | 0 | 0.00% | 127 | 39.44% | 6 | 1.86% |
| Breitung Township, Precinct #3 | | | | | | | | | | |
| Polling | 0 | 0.00% | 24 | 5.38% | 0 | 0.00% | 179 | 40.13% | 3 | 0.67% |
| AVCB(if used) | 0 | 0.00% | 19 | 18.81% | 0 | 0.00% | 35 | 34.65% | 11 | 10.89% |
| Total | 0 | 0.00% | 43 | 7.86% | 0 | 0.00% | 214 | 39.12% | 14 | 2.56% |
| City of Iron Mountain, Precinct #1 | | | | | | | | | | |
| Polling | 0 | 0.00% | 23 | 7.32% | 1 | 0.32% | 131 | 41.72% | 4 | 1.27% |
| AVCB(if used) | 1 | 1.96% | 13 | 25.49% | 1 | 1.96% | 17 | 33.33% | 7 | 13.73% |
| Total | 1 | 0.27% | 36 | 9.86% | 2 | 0.55% | 148 | 40.55% | 11 | 3.01% |
| City of Iron Mountain, Precinct #2 | | | | | | | | | | |
| Polling | 3 | 0.91% | 25 | 7.55% | 0 | 0.00% | 121 | 36.56% | 5 | 1.51% |
| AVCB(if used) | 0 | 0.00% | 6 | 24.00% | 0 | 0.00% | 9 | 36.00% | 3 | 12.00% |
| Total | 3 | 0.84% | 31 | 8.71% | 0 | 0.00% | 130 | 36.52% | 8 | 2.25% |
| City of Iron Mountain, Precinct #3 | | | | | | | | | | |
| Polling | 0 | 0.00% | 17 | 5.18% | 0 | 0.00% | 148 | 45.12% | 2 | 0.61% |
| AVCB(if used) | 0 | 0.00% | 8 | 19.05% | 0 | 0.00% | 17 | 40.48% | 3 | 7.14% |
| Total | 0 | 0.00% | 25 | 6.76% | 0 | 0.00% | 165 | 44.59% | 5 | 1.35% |
| City of Kingsford, Precinct #1 | | | | | | | | | | |
| Polling | 1 | 0.38% | 23 | 8.81% | 0 | 0.00% | 90 | 34.48% | 2 | 0.77% |
| AVCB(if used) | 0 | 0.00% | 8 | 14.04% | 0 | 0.00% | 23 | 40.35% | 5 | 8.77% |
| Total | 1 | 0.31% | 31 | 9.75% | 0 | 0.00% | 113 | 35.53% | 7 | 2.20% |
| City of Kingsford, Precinct #2 | | | | | | | | | | |
| Polling | 0 | 0.00% | 19 | 5.31% | 0 | 0.00% | 129 | 36.03% | 5 | 1.40% |
| AVCB(if used) | 0 | 0.00% | 9 | 17.31% | 0 | 0.00% | 26 | 50.00% | 0 | 0.00% |
| Total | 0 | 0.00% | 28 | 6.83% | 0 | 0.00% | 155 | 37.80% | 5 | 1.22% |
| City of Norway, Precinct #1 | | | | | | | | | | |
| Polling | 1 | 0.29% | 23 | 6.71% | 0 | 0.00% | 153 | 44.61% | 6 | 1.75% |
| AVCB(if used) | 0 | 0.00% | 9 | 28.13% | 0 | 0.00% | 8 | 25.00% | 4 | 12.50% |
| Total | 1 | 0.27% | 32 | 8.53% | 0 | 0.00% | 161 | 42.93% | 10 | 2.67% |
| Felch Township, Precinct #1 | | | | | | | | | | |
| Polling | 0 | 0.00% | 12 | 7.64% | 1 | 0.64% | 55 | 35.03% | 0 | 0.00% |
| AVCB(if used) | 0 | - | 0 | - | 0 | - | 0 | - | 0 | - |
| Total | 0 | 0.00% | 12 | 7.64% | 1 | 0.64% | 55 | 35.03% | 0 | 0.00% |
| Norway Township, Precinct #1 | | | | | | | | | | |
| Polling | 1 | 0.39% | 23 | 8.98% | 0 | 0.00% | 94 | 36.72% | 3 | 1.17% |
| AVCB(if used) | 0 | - | 0 | - | 0 | - | 0 | - | 0 | - |
| Total | 1 | 0.39% | 23 | 8.98% | 0 | 0.00% | 94 | 36.72% | 3 | 1.17% |
| Sagola Township, Precinct #1 | | | | | | | | | | |
| Polling | 0 | 0.00% | 12 | 6.12% | 0 | 0.00% | 88 | 44.90% | 9 | 4.59% |
| AVCB(if used) | 0 | - | 0 | - | 0 | - | 0 | - | 0 | - |
| Total | 0 | 0.00% | 12 | 6.12% | 0 | 0.00% | 88 | 44.90% | 9 | 4.59% |
| Sagola Township, Precinct #2 | | | | | | | | | | |
| Polling | 0 | 0.00% | 6 | 8.70% | 0 | 0.00% | 21 | 30.43% | 1 | 1.45% |
| AVCB(if used) | 0 | - | 0 | - | 0 | - | 0 | - | 0 | - |
| Total | 0 | 0.00% | 6 | 8.70% | 0 | 0.00% | 21 | 30.43% | 1 | 1.45% |
| Waucesdah Township, Precinct #1 | | | | | | | | | | |
| Polling | 0 | 0.00% | 16 | 10.53% | 0 | 0.00% | 54 | 35.53% | 0 | 0.00% |
| AVCB(if used) | 0 | - | 0 | - | 0 | - | 0 | - | 0 | - |

Statement of Votes Cast
 Presidential Primary March 8, 2016
 SOVC For Jurisdiction Wide, All Counters, All Races

Date:03/08/16
 Time:22:25:33
 Page:8 of 32

| | President Republican | | | | | | | | | |
|-----------------------------------|----------------------|-------|-------------------|--------|---------------------|-------|-----------------------|--------|-------------|-------|
| | Rand Paul (REP) | | Marco Rubio (REP) | | Rick Santorum (REP) | | Donald J. Trump (REP) | | Uncommitted | |
| Total | 0 | 0.00% | 16 | 10.53% | 0 | 0.00% | 54 | 35.53% | 0 | 0.00% |
| West Branch Township, Precinct #1 | | | | | | | | | | |
| Polling | 0 | 0.00% | 3 | 30.00% | 0 | 0.00% | 0 | 0.00% | 0 | 0.00% |
| AVCB(if used) | 0 | - | 0 | - | 0 | - | 0 | - | 0 | - |
| Total | 0 | 0.00% | 3 | 30.00% | 0 | 0.00% | 0 | 0.00% | 0 | 0.00% |
| MENOMINEE Faithorn Township #1 | | | | | | | | | | |
| Polling | - | - | - | - | - | - | - | - | - | - |
| AVCB(if used) | - | - | - | - | - | - | - | - | - | - |
| Total | - | - | - | - | - | - | - | - | - | - |
| Total | | | | | | | | | | |
| Polling | 7 | 0.18% | 259 | 6.63% | 2 | 0.05% | 1543 | 39.47% | 44 | 1.13% |
| AVCB(if used) | 2 | 0.42% | 93 | 19.62% | 1 | 0.21% | 165 | 34.81% | 41 | 8.65% |
| Total | 9 | 0.21% | 352 | 8.03% | 3 | 0.07% | 1708 | 38.97% | 85 | 1.94% |

Statement of Votes Cast
Presidential Primary March 8, 2016
SOVC For Jurisdiction Wide, All Counters, All Races

Date:03/08/16
Time:22:25:33
Page:9 of 32

| | President Republican | |
|------------------------------------|-------------------------|-------|
| | Write-In Votes | |
| Jurisdiction Wide | | |
| Breen Township, Precinct #1 | | |
| Polling | 0 | 0.00% |
| AVCB(if used) | 0 | - |
| Total | 0 | 0.00% |
| Breitung Township, Precinct #1 | | |
| Polling | 0 | 0.00% |
| AVCB(if used) | 0 | 0.00% |
| Total | 0 | 0.00% |
| Breitung Township, Precinct #2 | | |
| Polling | 0 | 0.00% |
| AVCB(if used) | 0 | 0.00% |
| Total | 0 | 0.00% |
| Breitung Township, Precinct #3 | | |
| Polling | 0 | 0.00% |
| AVCB(if used) | 0 | 0.00% |
| Total | 0 | 0.00% |
| City of Iron Mountain, Precinct #1 | | |
| Polling | 0 | 0.00% |
| AVCB(if used) | 0 | 0.00% |
| Total | 0 | 0.00% |
| City of Iron Mountain, Precinct #2 | | |
| Polling | 0 | 0.00% |
| AVCB(if used) | 0 | 0.00% |
| Total | 0 | 0.00% |
| City of Iron Mountain, Precinct #3 | | |
| Polling | 0 | 0.00% |
| AVCB(if used) | 0 | 0.00% |
| Total | 0 | 0.00% |
| City of Kingsford, Precinct #1 | | |
| Polling | 0 | 0.00% |
| AVCB(if used) | 0 | 0.00% |
| Total | 0 | 0.00% |
| City of Kingsford, Precinct #2 | | |
| Polling | 0 | 0.00% |
| AVCB(if used) | 0 | 0.00% |
| Total | 0 | 0.00% |
| City of Norway, Precinct #1 | | |
| Polling | 0 | 0.00% |
| AVCB(if used) | 0 | 0.00% |
| Total | 0 | 0.00% |
| Felch Township, Precinct #1 | | |
| Polling | 0 | 0.00% |
| AVCB(if used) | 0 | - |
| Total | 0 | 0.00% |
| Norway Township, Precinct #1 | | |
| Polling | 0 | 0.00% |
| AVCB(if used) | 0 | - |
| Total | 0 | 0.00% |
| Sagola Township, Precinct #1 | | |
| Polling | 0 | 0.00% |
| AVCB(if used) | 0 | - |
| Total | 0 | 0.00% |
| Sagola Township, Precinct #2 | | |
| Polling | 0 | 0.00% |
| AVCB(if used) | 0 | - |
| Total | 0 | 0.00% |
| Waucedah Township, Precinct #1 | | |
| Polling | 0 | 0.00% |
| AVCB(if used) | 0 | - |

Statement of Votes Cast
 Presidential Primary March 8, 2016
 SOVC For Jurisdiction Wide, All Counters, All Races

Date:03/08/16
 Time:22:25:33
 Page:10 of 32

| | President Republican | |
|-----------------------------------|-------------------------|-------|
| | Write-In Votes | |
| Total | 0 | 0.00% |
| West Branch Township, Precinct #1 | | |
| Polling | 0 | 0.00% |
| AVCB(if used) | 0 | - |
| Total | 0 | 0.00% |
| MENOMINEE Faithorn Township #1 | | |
| Polling | - | - |
| AVCB(if used) | - | - |
| Total | - | - |
| Total | | |
| Polling | 0 | 0.00% |
| AVCB(if used) | 0 | 0.00% |
| Total | 0 | 0.00% |

Statement of Votes Cast
Presidential Primary March 8, 2016
SOVC For Jurisdiction Wide, All Counters, All Races

Date:03/08/16
Time:22:25:33
Page:11 of 32

| | President Democrat | | | | | | | | | | |
|------------------------------------|--------------------|------------------|----------------|--------------------------|--------|-------------------------------|-------|-----------------------------|-------|-------------------------|--------|
| | Reg. Voters | Times Counted | Total Votes | Hillary Clinton (DEM) | | Roque Rocky De La Fu (DEM) | | Martin J. O'Malley (DEM) | | Bernie Sanders (DEM) | |
| Jurisdiction Wide | | | | | | | | | | | |
| Breen Township, Precinct #1 | | | | | | | | | | | |
| Polling | 362 | 26 | 26 | 13 | 50.00% | 0 | 0.00% | 0 | 0.00% | 9 | 34.62% |
| AVCB(if used) | 362 | 0 | 0 | 0 | - | 0 | - | 0 | - | 0 | - |
| Total | 362 | 26 | 26 | 13 | 50.00% | 0 | 0.00% | 0 | 0.00% | 9 | 34.62% |
| Breitung Township, Precinct #1 | | | | | | | | | | | |
| Polling | 1469 | 126 | 126 | 65 | 51.59% | 1 | 0.79% | 0 | 0.00% | 56 | 44.44% |
| AVCB(if used) | 1469 | 35 | 35 | 20 | 57.14% | 0 | 0.00% | 0 | 0.00% | 11 | 31.43% |
| Total | 1469 | 161 | 161 | 85 | 52.80% | 1 | 0.62% | 0 | 0.00% | 67 | 41.61% |
| Breitung Township, Precinct #2 | | | | | | | | | | | |
| Polling | 1150 | 107 | 107 | 57 | 53.27% | 0 | 0.00% | 0 | 0.00% | 47 | 43.93% |
| AVCB(if used) | 1150 | 18 | 18 | 2 | 11.11% | 0 | 0.00% | 0 | 0.00% | 13 | 72.22% |
| Total | 1150 | 125 | 125 | 59 | 47.20% | 0 | 0.00% | 0 | 0.00% | 60 | 48.00% |
| Breitung Township, Precinct #3 | | | | | | | | | | | |
| Polling | 2243 | 152 | 149 | 63 | 42.28% | 0 | 0.00% | 0 | 0.00% | 82 | 55.03% |
| AVCB(if used) | 2243 | 65 | 64 | 39 | 60.94% | 0 | 0.00% | 0 | 0.00% | 16 | 25.00% |
| Total | 2243 | 217 | 213 | 102 | 47.89% | 0 | 0.00% | 0 | 0.00% | 98 | 46.01% |
| City of Iron Mountain, Precinct #1 | | | | | | | | | | | |
| Polling | 2087 | 160 | 160 | 73 | 45.63% | 0 | 0.00% | 0 | 0.00% | 81 | 50.63% |
| AVCB(if used) | 2087 | 31 | 31 | 12 | 38.71% | 0 | 0.00% | 0 | 0.00% | 16 | 51.61% |
| Total | 2087 | 191 | 191 | 85 | 44.50% | 0 | 0.00% | 0 | 0.00% | 97 | 50.79% |
| City of Iron Mountain, Precinct #2 | | | | | | | | | | | |
| Polling | 2124 | 199 | 196 | 75 | 38.27% | 1 | 0.51% | 0 | 0.00% | 116 | 59.18% |
| AVCB(if used) | 2124 | 23 | 23 | 13 | 56.52% | 0 | 0.00% | 0 | 0.00% | 9 | 39.13% |
| Total | 2124 | 222 | 219 | 88 | 40.18% | 1 | 0.46% | 0 | 0.00% | 125 | 57.08% |
| City of Iron Mountain, Precinct #3 | | | | | | | | | | | |
| Polling | 2087 | 174 | 173 | 63 | 36.42% | 0 | 0.00% | 0 | 0.00% | 103 | 59.54% |
| AVCB(if used) | 2087 | 20 | 20 | 11 | 55.00% | 0 | 0.00% | 0 | 0.00% | 8 | 40.00% |
| Total | 2087 | 194 | 193 | 74 | 38.34% | 0 | 0.00% | 0 | 0.00% | 111 | 57.51% |
| City of Kingsford, Precinct #1 | | | | | | | | | | | |
| Polling | 1688 | 133 | 133 | 56 | 42.11% | 0 | 0.00% | 0 | 0.00% | 76 | 57.14% |
| AVCB(if used) | 1688 | 18 | 18 | 9 | 50.00% | 0 | 0.00% | 0 | 0.00% | 7 | 38.89% |
| Total | 1688 | 151 | 151 | 65 | 43.05% | 0 | 0.00% | 0 | 0.00% | 83 | 54.97% |
| City of Kingsford, Precinct #2 | | | | | | | | | | | |
| Polling | 2314 | 186 | 186 | 72 | 38.71% | 1 | 0.54% | 1 | 0.54% | 104 | 55.91% |
| AVCB(if used) | 2314 | 29 | 27 | 11 | 40.74% | 0 | 0.00% | 0 | 0.00% | 15 | 55.56% |
| Total | 2314 | 215 | 213 | 83 | 38.97% | 1 | 0.47% | 1 | 0.47% | 119 | 55.87% |
| City of Norway, Precinct #1 | | | | | | | | | | | |
| Polling | 2659 | 246 | 246 | 98 | 39.84% | 0 | 0.00% | 1 | 0.41% | 137 | 55.69% |
| AVCB(if used) | 2659 | 21 | 21 | 12 | 57.14% | 0 | 0.00% | 0 | 0.00% | 5 | 23.81% |
| Total | 2659 | 267 | 267 | 110 | 41.20% | 0 | 0.00% | 1 | 0.37% | 142 | 53.18% |
| Felch Township, Precinct #1 | | | | | | | | | | | |
| Polling | 543 | 42 | 42 | 12 | 28.57% | 0 | 0.00% | 0 | 0.00% | 26 | 61.90% |
| AVCB(if used) | 543 | 0 | 0 | 0 | - | 0 | - | 0 | - | 0 | - |
| Total | 543 | 42 | 42 | 12 | 28.57% | 0 | 0.00% | 0 | 0.00% | 26 | 61.90% |
| Norway Township, Precinct #1 | | | | | | | | | | | |
| Polling | 1308 | 119 | 117 | 63 | 53.85% | 0 | 0.00% | 0 | 0.00% | 46 | 39.32% |
| AVCB(if used) | 1308 | 0 | 0 | 0 | - | 0 | - | 0 | - | 0 | - |
| Total | 1308 | 119 | 117 | 63 | 53.85% | 0 | 0.00% | 0 | 0.00% | 46 | 39.32% |
| Sagola Township, Precinct #1 | | | | | | | | | | | |
| Polling | 710 | 59 | 59 | 27 | 45.76% | 0 | 0.00% | 0 | 0.00% | 29 | 49.15% |
| AVCB(if used) | 710 | 0 | 0 | 0 | - | 0 | - | 0 | - | 0 | - |
| Total | 710 | 59 | 59 | 27 | 45.76% | 0 | 0.00% | 0 | 0.00% | 29 | 49.15% |
| Sagola Township, Precinct #2 | | | | | | | | | | | |
| Polling | 245 | 24 | 24 | 11 | 45.83% | 0 | 0.00% | 0 | 0.00% | 12 | 50.00% |
| AVCB(if used) | 245 | 0 | 0 | 0 | - | 0 | - | 0 | - | 0 | - |
| Total | 245 | 24 | 24 | 11 | 45.83% | 0 | 0.00% | 0 | 0.00% | 12 | 50.00% |
| Waucedah Township, Precinct #1 | | | | | | | | | | | |
| Polling | 737 | 72 | 72 | 29 | 40.28% | 0 | 0.00% | 0 | 0.00% | 39 | 54.17% |
| AVCB(if used) | 737 | 0 | 0 | 0 | - | 0 | - | 0 | - | 0 | - |

Statement of Votes Cast
 Presidential Primary March 8, 2016
 SOVC For Jurisdiction Wide, All Counters, All Races

Date:03/08/16
 Time:22:25:33
 Page:12 of 32

| | President Democrat | | | | | | | | | | |
|-----------------------------------|--------------------|------------------|----------------|--------------------------|--------|-------------------------------|-------|-----------------------------|-------|-------------------------|--------|
| | Reg. Voters | Times Counted | Total Votes | Hillary Clinton (DEM) | | Roque Rocky De La Fu (DEM) | | Martin J. O'Malley (DEM) | | Bernie Sanders (DEM) | |
| Total | 737 | 72 | 72 | 29 | 40.28% | 0 | 0.00% | 0 | 0.00% | 39 | 54.17% |
| West Branch Township, Precinct #1 | | | | | | | | | | | |
| Polling | 61 | 15 | 15 | 2 | 13.33% | 0 | 0.00% | 0 | 0.00% | 12 | 80.00% |
| AVCB(if used) | 61 | 0 | 0 | 0 | - | 0 | - | 0 | - | 0 | - |
| Total | 61 | 15 | 15 | 2 | 13.33% | 0 | 0.00% | 0 | 0.00% | 12 | 80.00% |
| MENOMINEE Faithorn Township #1 | | | | | | | | | | | |
| Polling | - | - | - | - | - | - | - | - | - | - | - |
| AVCB(if used) | - | - | - | - | - | - | - | - | - | - | - |
| Total | - | - | - | - | - | - | - | - | - | - | - |
| Total | | | | | | | | | | | |
| Polling | 21787 | 1840 | 1831 | 779 | 42.55% | 3 | 0.16% | 2 | 0.11% | 975 | 53.25% |
| AVCB(if used) | 21787 | 260 | 257 | 129 | 50.19% | 0 | 0.00% | 0 | 0.00% | 100 | 38.91% |
| Total | 21787 | 2100 | 2088 | 908 | 43.49% | 3 | 0.14% | 2 | 0.10% | 1075 | 51.48% |

Statement of Votes Cast
Presidential Primary March 8, 2016
SOVC For Jurisdiction Wide, All Counters, All Races

Date:03/08/16
Time:22:25:33
Page:13 of 32

| | President Democrat | | | | 911 Millage | | | | | |
|---|--------------------|---------------|----------------|--------------|-------------|---------------|-------------|------------|---------------|-------------------|
| | Uncommitted | | Write-In Votes | | Reg. Voters | Times Counted | Total Votes | YES | | NO |
| Jurisdiction Wide | | | | | | | | | | |
| Breen Township, Precinct #1 | | | | | | | | | | |
| Polling | 4 | 15.38% | 0 | 0.00% | 362 | 163 | 157 | 87 | 55.41% | 70 44.59% |
| AVCB(if used) | 0 | - | 0 | - | 362 | 0 | 0 | 0 | - | 0 - |
| Total | 4 | 15.38% | 0 | 0.00% | 362 | 163 | 157 | 87 | 55.41% | 70 44.59% |
| Breitung Township, Precinct #1 | | | | | | | | | | |
| Polling | 4 | 3.17% | 0 | 0.00% | 1469 | 440 | 429 | 233 | 54.31% | 196 45.69% |
| AVCB(if used) | 4 | 11.43% | 0 | 0.00% | 1469 | 106 | 104 | 48 | 46.15% | 56 53.85% |
| Total | 8 | 4.97% | 0 | 0.00% | 1469 | 546 | 533 | 281 | 52.72% | 252 47.28% |
| Breitung Township, Precinct #2 | | | | | | | | | | |
| Polling | 3 | 2.80% | 0 | 0.00% | 1150 | 400 | 393 | 179 | 45.55% | 214 54.45% |
| AVCB(if used) | 3 | 16.67% | 0 | 0.00% | 1150 | 66 | 57 | 32 | 56.14% | 25 43.86% |
| Total | 6 | 4.80% | 0 | 0.00% | 1150 | 466 | 450 | 211 | 46.89% | 239 53.11% |
| Breitung Township, Precinct #3 | | | | | | | | | | |
| Polling | 3 | 2.01% | 1 | 0.67% | 2243 | 625 | 603 | 328 | 54.39% | 275 45.61% |
| AVCB(if used) | 9 | 14.06% | 0 | 0.00% | 2243 | 174 | 166 | 79 | 47.59% | 87 52.41% |
| Total | 12 | 5.63% | 1 | 0.47% | 2243 | 799 | 769 | 407 | 52.93% | 362 47.07% |
| City of Iron Mountain, Precinct #1 | | | | | | | | | | |
| Polling | 6 | 3.75% | 0 | 0.00% | 2087 | 496 | 482 | 242 | 50.21% | 240 49.79% |
| AVCB(if used) | 3 | 9.68% | 0 | 0.00% | 2087 | 84 | 82 | 35 | 42.68% | 47 57.32% |
| Total | 9 | 4.71% | 0 | 0.00% | 2087 | 580 | 564 | 277 | 49.11% | 287 50.89% |
| City of Iron Mountain, Precinct #2 | | | | | | | | | | |
| Polling | 4 | 2.04% | 0 | 0.00% | 2124 | 558 | 542 | 297 | 54.80% | 245 45.20% |
| AVCB(if used) | 1 | 4.35% | 0 | 0.00% | 2124 | 54 | 52 | 26 | 50.00% | 26 50.00% |
| Total | 5 | 2.28% | 0 | 0.00% | 2124 | 612 | 594 | 323 | 54.38% | 271 45.62% |
| City of Iron Mountain, Precinct #3 | | | | | | | | | | |
| Polling | 7 | 4.05% | 0 | 0.00% | 2087 | 523 | 511 | 282 | 55.19% | 229 44.81% |
| AVCB(if used) | 1 | 5.00% | 0 | 0.00% | 2087 | 65 | 65 | 33 | 50.77% | 32 49.23% |
| Total | 8 | 4.15% | 0 | 0.00% | 2087 | 588 | 576 | 315 | 54.69% | 261 45.31% |
| City of Kingsford, Precinct #1 | | | | | | | | | | |
| Polling | 1 | 0.75% | 0 | 0.00% | 1688 | 412 | 407 | 232 | 57.00% | 175 43.00% |
| AVCB(if used) | 2 | 11.11% | 0 | 0.00% | 1688 | 81 | 75 | 32 | 42.67% | 43 57.33% |
| Total | 3 | 1.99% | 0 | 0.00% | 1688 | 493 | 482 | 264 | 54.77% | 218 45.23% |
| City of Kingsford, Precinct #2 | | | | | | | | | | |
| Polling | 8 | 4.30% | 0 | 0.00% | 2314 | 569 | 555 | 312 | 56.22% | 243 43.78% |
| AVCB(if used) | 1 | 3.70% | 0 | 0.00% | 2314 | 82 | 77 | 36 | 46.75% | 41 53.25% |
| Total | 9 | 4.23% | 0 | 0.00% | 2314 | 651 | 632 | 348 | 55.06% | 284 44.94% |
| City of Norway, Precinct #1 | | | | | | | | | | |
| Polling | 10 | 4.07% | 0 | 0.00% | 2659 | 612 | 603 | 336 | 55.72% | 267 44.28% |
| AVCB(if used) | 4 | 19.05% | 0 | 0.00% | 2659 | 57 | 56 | 31 | 55.36% | 25 44.64% |
| Total | 14 | 5.24% | 0 | 0.00% | 2659 | 669 | 659 | 367 | 55.69% | 292 44.31% |
| Felch Township, Precinct #1 | | | | | | | | | | |
| Polling | 4 | 9.52% | 0 | 0.00% | 543 | 228 | 222 | 125 | 56.31% | 97 43.69% |
| AVCB(if used) | 0 | - | 0 | - | 543 | 0 | 0 | 0 | - | 0 - |
| Total | 4 | 9.52% | 0 | 0.00% | 543 | 228 | 222 | 125 | 56.31% | 97 43.69% |
| Norway Township, Precinct #1 | | | | | | | | | | |
| Polling | 8 | 6.84% | 0 | 0.00% | 1308 | 405 | 394 | 205 | 52.03% | 189 47.97% |
| AVCB(if used) | 0 | - | 0 | - | 1308 | 0 | 0 | 0 | - | 0 - |
| Total | 8 | 6.84% | 0 | 0.00% | 1308 | 405 | 394 | 205 | 52.03% | 189 47.97% |
| Sagola Township, Precinct #1 | | | | | | | | | | |
| Polling | 3 | 5.08% | 0 | 0.00% | 710 | 273 | 267 | 144 | 53.93% | 123 46.07% |
| AVCB(if used) | 0 | - | 0 | - | 710 | 0 | 0 | 0 | - | 0 - |
| Total | 3 | 5.08% | 0 | 0.00% | 710 | 273 | 267 | 144 | 53.93% | 123 46.07% |
| Sagola Township, Precinct #2 | | | | | | | | | | |
| Polling | 1 | 4.17% | 0 | 0.00% | 245 | 96 | 92 | 39 | 42.39% | 53 57.61% |
| AVCB(if used) | 0 | - | 0 | - | 245 | 0 | 0 | 0 | - | 0 - |
| Total | 1 | 4.17% | 0 | 0.00% | 245 | 96 | 92 | 39 | 42.39% | 53 57.61% |
| Waucedah Township, Precinct #1 | | | | | | | | | | |
| Polling | 4 | 5.56% | 0 | 0.00% | 737 | 237 | 231 | 112 | 48.48% | 119 51.52% |
| AVCB(if used) | 0 | - | 0 | - | 737 | 0 | 0 | 0 | - | 0 - |

Statement of Votes Cast
Presidential Primary March 8, 2016
SOVC For Jurisdiction Wide, All Counters, All Races

Date:03/08/16
Time:22:25:33
Page:14 of 32

| | President Democrat | | | | 911 Millage | | | | | | |
|-----------------------------------|--------------------|--------|----------------|-------|-------------|---------------|-------------|------|--------|------|--------|
| | Uncommitted | | Write-In Votes | | Reg. Voters | Times Counted | Total Votes | YES | | NO | |
| Total | 4 | 5.56% | 0 | 0.00% | 737 | 237 | 231 | 112 | 48.48% | 119 | 51.52% |
| West Branch Township, Precinct #1 | | | | | | | | | | | |
| Polling | 1 | 6.67% | 0 | 0.00% | 61 | 25 | 25 | 17 | 68.00% | 8 | 32.00% |
| AVCB(if used) | 0 | - | 0 | - | 61 | 0 | 0 | 0 | - | 0 | - |
| Total | 1 | 6.67% | 0 | 0.00% | 61 | 25 | 25 | 17 | 68.00% | 8 | 32.00% |
| MENOMINEE Faithorn Township #1 | | | | | | | | | | | |
| Polling | - | - | - | - | - | - | - | - | - | - | - |
| AVCB(if used) | - | - | - | - | - | - | - | - | - | - | - |
| Total | - | - | - | - | - | - | - | - | - | - | - |
| Total | | | | | | | | | | | |
| Polling | 71 | 3.88% | 1 | 0.05% | 21787 | 6062 | 5913 | 3170 | 53.61% | 2743 | 46.39% |
| AVCB(if used) | 28 | 10.89% | 0 | 0.00% | 21787 | 769 | 734 | 352 | 47.96% | 382 | 52.04% |
| Total | 99 | 4.74% | 1 | 0.05% | 21787 | 6831 | 6647 | 3522 | 52.99% | 3125 | 47.01% |

Statement of Votes Cast
Presidential Primary March 8, 2016
SOVC For Jurisdiction Wide, All Counters, All Races

Date:03/08/16
Time:22:25:33
Page:15 of 32

| | County Allocated Millage | | | | | |
|---|--------------------------|------------------|----------------|-----|--------|------------|
| | Reg. Voters | Times Counted | Total Votes | YES | | NO |
| Jurisdiction Wide | | | | | | |
| Breen Township, Precinct #1 | | | | | | |
| Polling | 362 | 163 | 149 | 62 | 41.61% | 87 58.39% |
| AVCB(if used) | 362 | 0 | 0 | 0 | - | 0 - |
| Total | 362 | 163 | 149 | 62 | 41.61% | 87 58.39% |
| Breitung Township, Precinct #1 | | | | | | |
| Polling | 1469 | 440 | 415 | 199 | 47.95% | 216 52.05% |
| AVCB(if used) | 1469 | 106 | 104 | 41 | 39.42% | 63 60.58% |
| Total | 1469 | 546 | 519 | 240 | 46.24% | 279 53.76% |
| Breitung Township, Precinct #2 | | | | | | |
| Polling | 1150 | 400 | 378 | 168 | 44.44% | 210 55.56% |
| AVCB(if used) | 1150 | 66 | 55 | 19 | 34.55% | 36 65.45% |
| Total | 1150 | 466 | 433 | 187 | 43.19% | 246 56.81% |
| Breitung Township, Precinct #3 | | | | | | |
| Polling | 2243 | 625 | 591 | 291 | 49.24% | 300 50.76% |
| AVCB(if used) | 2243 | 174 | 168 | 74 | 44.05% | 94 55.95% |
| Total | 2243 | 799 | 759 | 365 | 48.09% | 394 51.91% |
| City of Iron Mountain, Precinct #1 | | | | | | |
| Polling | 2087 | 496 | 468 | 220 | 47.01% | 248 52.99% |
| AVCB(if used) | 2087 | 84 | 78 | 36 | 46.15% | 42 53.85% |
| Total | 2087 | 580 | 546 | 256 | 46.89% | 290 53.11% |
| City of Iron Mountain, Precinct #2 | | | | | | |
| Polling | 2124 | 558 | 533 | 268 | 50.28% | 265 49.72% |
| AVCB(if used) | 2124 | 54 | 51 | 19 | 37.25% | 32 62.75% |
| Total | 2124 | 612 | 584 | 287 | 49.14% | 297 50.86% |
| City of Iron Mountain, Precinct #3 | | | | | | |
| Polling | 2087 | 523 | 501 | 246 | 49.10% | 255 50.90% |
| AVCB(if used) | 2087 | 65 | 64 | 21 | 32.81% | 43 67.19% |
| Total | 2087 | 588 | 565 | 267 | 47.26% | 298 52.74% |
| City of Kingsford, Precinct #1 | | | | | | |
| Polling | 1688 | 412 | 391 | 207 | 52.94% | 184 47.06% |
| AVCB(if used) | 1688 | 81 | 74 | 31 | 41.89% | 43 58.11% |
| Total | 1688 | 493 | 465 | 238 | 51.18% | 227 48.82% |
| City of Kingsford, Precinct #2 | | | | | | |
| Polling | 2314 | 569 | 543 | 265 | 48.80% | 278 51.20% |
| AVCB(if used) | 2314 | 82 | 77 | 38 | 49.35% | 39 50.65% |
| Total | 2314 | 651 | 620 | 303 | 48.87% | 317 51.13% |
| City of Norway, Precinct #1 | | | | | | |
| Polling | 2659 | 612 | 595 | 278 | 46.72% | 317 53.28% |
| AVCB(if used) | 2659 | 57 | 57 | 30 | 52.63% | 27 47.37% |
| Total | 2659 | 669 | 652 | 308 | 47.24% | 344 52.76% |
| Felch Township, Precinct #1 | | | | | | |
| Polling | 543 | 228 | 212 | 115 | 54.25% | 97 45.75% |
| AVCB(if used) | 543 | 0 | 0 | 0 | - | 0 - |
| Total | 543 | 228 | 212 | 115 | 54.25% | 97 45.75% |
| Norway Township, Precinct #1 | | | | | | |
| Polling | 1308 | 405 | 387 | 182 | 47.03% | 205 52.97% |
| AVCB(if used) | 1308 | 0 | 0 | 0 | - | 0 - |
| Total | 1308 | 405 | 387 | 182 | 47.03% | 205 52.97% |
| Sagola Township, Precinct #1 | | | | | | |
| Polling | 710 | 273 | 256 | 124 | 48.44% | 132 51.56% |
| AVCB(if used) | 710 | 0 | 0 | 0 | - | 0 - |
| Total | 710 | 273 | 256 | 124 | 48.44% | 132 51.56% |
| Sagola Township, Precinct #2 | | | | | | |
| Polling | 245 | 96 | 88 | 39 | 44.32% | 49 55.68% |
| AVCB(if used) | 245 | 0 | 0 | 0 | - | 0 - |
| Total | 245 | 96 | 88 | 39 | 44.32% | 49 55.68% |
| Waucedah Township, Precinct #1 | | | | | | |
| Polling | 737 | 237 | 223 | 105 | 47.09% | 118 52.91% |
| AVCB(if used) | 737 | 0 | 0 | 0 | - | 0 - |

Statement of Votes Cast
 Presidential Primary March 8, 2016
 SOVC For Jurisdiction Wide, All Counters, All Races

Date:03/08/16
 Time:22:25:33
 Page:16 of 32

| | County Allocated Millage | | | | | | |
|-----------------------------------|--------------------------|------------------|----------------|------|--------|------|--------|
| | Reg. Voters | Times Counted | Total Votes | YES | | NO | |
| Total | 737 | 237 | 223 | 105 | 47.09% | 118 | 52.91% |
| West Branch Township, Precinct #1 | | | | | | | |
| Polling | 61 | 25 | 25 | 13 | 52.00% | 12 | 48.00% |
| AVCB(if used) | 61 | 0 | 0 | 0 | - | 0 | - |
| Total | 61 | 25 | 25 | 13 | 52.00% | 12 | 48.00% |
| MENOMINEE Faithorn Township #1 | | | | | | | |
| Polling | - | - | - | - | - | - | - |
| AVCB(if used) | - | - | - | - | - | - | - |
| Total | - | - | - | - | - | - | - |
| Total | | | | | | | |
| Polling | 21787 | 6062 | 5755 | 2782 | 48.34% | 2973 | 51.66% |
| AVCB(if used) | 21787 | 769 | 728 | 309 | 42.45% | 419 | 57.55% |
| Total | 21787 | 6831 | 6483 | 3091 | 47.68% | 3392 | 52.32% |

Statement of Votes Cast
Presidential Primary March 8, 2016
SOVC For Jurisdiction Wide, All Counters, All Races

Date:03/08/16
Time:22:25:33
Page:17 of 32

| | Health Department Millage | | | | | |
|---|---------------------------|------------------|----------------|-------------------|-------------------|--|
| | Reg. Voters | Times Counted | Total Votes | YES | NO | |
| Jurisdiction Wide | | | | | | |
| Breen Township, Precinct #1 | | | | | | |
| Polling | 362 | 163 | 158 | 69 43.67% | 89 56.33% | |
| AVCB(if used) | 362 | 0 | 0 | 0 - | 0 - | |
| Total | 362 | 163 | 158 | 69 43.67% | 89 56.33% | |
| Breitung Township, Precinct #1 | | | | | | |
| Polling | 1469 | 440 | 428 | 233 54.44% | 195 45.56% | |
| AVCB(if used) | 1469 | 106 | 105 | 51 48.57% | 54 51.43% | |
| Total | 1469 | 546 | 533 | 284 53.28% | 249 46.72% | |
| Breitung Township, Precinct #2 | | | | | | |
| Polling | 1150 | 400 | 387 | 184 47.55% | 203 52.45% | |
| AVCB(if used) | 1150 | 66 | 58 | 31 53.45% | 27 46.55% | |
| Total | 1150 | 466 | 445 | 215 48.31% | 230 51.69% | |
| Breitung Township, Precinct #3 | | | | | | |
| Polling | 2243 | 625 | 600 | 336 56.00% | 264 44.00% | |
| AVCB(if used) | 2243 | 174 | 169 | 74 43.79% | 95 56.21% | |
| Total | 2243 | 799 | 769 | 410 53.32% | 359 46.68% | |
| City of Iron Mountain, Precinct #1 | | | | | | |
| Polling | 2087 | 496 | 483 | 274 56.73% | 209 43.27% | |
| AVCB(if used) | 2087 | 84 | 81 | 47 58.02% | 34 41.98% | |
| Total | 2087 | 580 | 564 | 321 56.91% | 243 43.09% | |
| City of Iron Mountain, Precinct #2 | | | | | | |
| Polling | 2124 | 558 | 543 | 338 62.25% | 205 37.75% | |
| AVCB(if used) | 2124 | 54 | 53 | 29 54.72% | 24 45.28% | |
| Total | 2124 | 612 | 596 | 367 61.58% | 229 38.42% | |
| City of Iron Mountain, Precinct #3 | | | | | | |
| Polling | 2087 | 523 | 514 | 292 56.81% | 222 43.19% | |
| AVCB(if used) | 2087 | 65 | 64 | 33 51.56% | 31 48.44% | |
| Total | 2087 | 588 | 578 | 325 56.23% | 253 43.77% | |
| City of Kingsford, Precinct #1 | | | | | | |
| Polling | 1688 | 412 | 401 | 240 59.85% | 161 40.15% | |
| AVCB(if used) | 1688 | 81 | 76 | 37 48.68% | 39 51.32% | |
| Total | 1688 | 493 | 477 | 277 58.07% | 200 41.93% | |
| City of Kingsford, Precinct #2 | | | | | | |
| Polling | 2314 | 569 | 555 | 341 61.44% | 214 38.56% | |
| AVCB(if used) | 2314 | 82 | 78 | 40 51.28% | 38 48.72% | |
| Total | 2314 | 651 | 633 | 381 60.19% | 252 39.81% | |
| City of Norway, Precinct #1 | | | | | | |
| Polling | 2659 | 612 | 603 | 328 54.39% | 275 45.61% | |
| AVCB(if used) | 2659 | 57 | 57 | 33 57.89% | 24 42.11% | |
| Total | 2659 | 669 | 660 | 361 54.70% | 299 45.30% | |
| Felch Township, Precinct #1 | | | | | | |
| Polling | 543 | 228 | 219 | 109 49.77% | 110 50.23% | |
| AVCB(if used) | 543 | 0 | 0 | 0 - | 0 - | |
| Total | 543 | 228 | 219 | 109 49.77% | 110 50.23% | |
| Norway Township, Precinct #1 | | | | | | |
| Polling | 1308 | 405 | 393 | 208 52.93% | 185 47.07% | |
| AVCB(if used) | 1308 | 0 | 0 | 0 - | 0 - | |
| Total | 1308 | 405 | 393 | 208 52.93% | 185 47.07% | |
| Sagola Township, Precinct #1 | | | | | | |
| Polling | 710 | 273 | 264 | 156 59.09% | 108 40.91% | |
| AVCB(if used) | 710 | 0 | 0 | 0 - | 0 - | |
| Total | 710 | 273 | 264 | 156 59.09% | 108 40.91% | |
| Sagola Township, Precinct #2 | | | | | | |
| Polling | 245 | 96 | 88 | 40 45.45% | 48 54.55% | |
| AVCB(if used) | 245 | 0 | 0 | 0 - | 0 - | |
| Total | 245 | 96 | 88 | 40 45.45% | 48 54.55% | |
| Waucedah Township, Precinct #1 | | | | | | |
| Polling | 737 | 237 | 232 | 111 47.84% | 121 52.16% | |
| AVCB(if used) | 737 | 0 | 0 | 0 - | 0 - | |

Statement of Votes Cast
 Presidential Primary March 8, 2016
 SOVC For Jurisdiction Wide, All Counters, All Races

Date:03/08/16
 Time:22:25:33
 Page:18 of 32

| | Health Department Millage | | | | | | |
|-----------------------------------|---------------------------|------------------|----------------|------|--------|------|--------|
| | Reg. Voters | Times Counted | Total Votes | YES | | NO | |
| Total | 737 | 237 | 232 | 111 | 47.84% | 121 | 52.16% |
| West Branch Township, Precinct #1 | | | | | | | |
| Polling | 61 | 25 | 25 | 14 | 56.00% | 11 | 44.00% |
| AVCB(if used) | 61 | 0 | 0 | 0 | - | 0 | - |
| Total | 61 | 25 | 25 | 14 | 56.00% | 11 | 44.00% |
| MENOMINEE Faithorn Township #1 | | | | | | | |
| Polling | - | - | - | - | - | - | - |
| AVCB(if used) | - | - | - | - | - | - | - |
| Total | - | - | - | - | - | - | - |
| Total | | | | | | | |
| Polling | 21787 | 6062 | 5893 | 3273 | 55.54% | 2620 | 44.46% |
| AVCB(if used) | 21787 | 769 | 741 | 375 | 50.61% | 366 | 49.39% |
| Total | 21787 | 6831 | 6634 | 3648 | 54.99% | 2986 | 45.01% |

Statement of Votes Cast
Presidential Primary March 8, 2016
SOVC For Jurisdiction Wide, All Counters, All Races

Date:03/08/16
Time:22:25:34
Page:19 of 32

| | Road Commission Millage | | | | | | |
|------------------------------------|-------------------------|------------------|----------------|-----|--------|-----|--------|
| | Reg. Voters | Times Counted | Total Votes | YES | | NO | |
| Jurisdiction Wide | | | | | | | |
| Breen Township, Precinct #1 | | | | | | | |
| Polling | 362 | 163 | 156 | 93 | 59.62% | 63 | 40.38% |
| AVCB(if used) | 362 | 0 | 0 | 0 | - | 0 | - |
| Total | 362 | 163 | 156 | 93 | 59.62% | 63 | 40.38% |
| Breitung Township, Precinct #1 | | | | | | | |
| Polling | 1469 | 440 | 428 | 232 | 54.21% | 196 | 45.79% |
| AVCB(if used) | 1469 | 106 | 105 | 51 | 48.57% | 54 | 51.43% |
| Total | 1469 | 546 | 533 | 283 | 53.10% | 250 | 46.90% |
| Breitung Township, Precinct #2 | | | | | | | |
| Polling | 1150 | 400 | 391 | 205 | 52.43% | 186 | 47.57% |
| AVCB(if used) | 1150 | 66 | 57 | 32 | 56.14% | 25 | 43.86% |
| Total | 1150 | 466 | 448 | 237 | 52.90% | 211 | 47.10% |
| Breitung Township, Precinct #3 | | | | | | | |
| Polling | 2243 | 625 | 605 | 359 | 59.34% | 246 | 40.66% |
| AVCB(if used) | 2243 | 174 | 170 | 83 | 48.82% | 87 | 51.18% |
| Total | 2243 | 799 | 775 | 442 | 57.03% | 333 | 42.97% |
| City of Iron Mountain, Precinct #1 | | | | | | | |
| Polling | 2087 | 496 | 487 | 256 | 52.57% | 231 | 47.43% |
| AVCB(if used) | 2087 | 84 | 83 | 46 | 55.42% | 37 | 44.58% |
| Total | 2087 | 580 | 570 | 302 | 52.98% | 268 | 47.02% |
| City of Iron Mountain, Precinct #2 | | | | | | | |
| Polling | 2124 | 558 | 547 | 365 | 66.73% | 182 | 33.27% |
| AVCB(if used) | 2124 | 54 | 53 | 28 | 52.83% | 25 | 47.17% |
| Total | 2124 | 612 | 600 | 393 | 65.50% | 207 | 34.50% |
| City of Iron Mountain, Precinct #3 | | | | | | | |
| Polling | 2087 | 523 | 509 | 290 | 56.97% | 219 | 43.03% |
| AVCB(if used) | 2087 | 65 | 65 | 32 | 49.23% | 33 | 50.77% |
| Total | 2087 | 588 | 574 | 322 | 56.10% | 252 | 43.90% |
| City of Kingsford, Precinct #1 | | | | | | | |
| Polling | 1688 | 412 | 400 | 260 | 65.00% | 140 | 35.00% |
| AVCB(if used) | 1688 | 81 | 77 | 39 | 50.65% | 38 | 49.35% |
| Total | 1688 | 493 | 477 | 299 | 62.68% | 178 | 37.32% |
| City of Kingsford, Precinct #2 | | | | | | | |
| Polling | 2314 | 569 | 556 | 330 | 59.35% | 226 | 40.65% |
| AVCB(if used) | 2314 | 82 | 78 | 43 | 55.13% | 35 | 44.87% |
| Total | 2314 | 651 | 634 | 373 | 58.83% | 261 | 41.17% |
| City of Norway, Precinct #1 | | | | | | | |
| Polling | 2659 | 612 | 608 | 359 | 59.05% | 249 | 40.95% |
| AVCB(if used) | 2659 | 57 | 57 | 32 | 56.14% | 25 | 43.86% |
| Total | 2659 | 669 | 665 | 391 | 58.80% | 274 | 41.20% |
| Felch Township, Precinct #1 | | | | | | | |
| Polling | 543 | 228 | 218 | 135 | 61.93% | 83 | 38.07% |
| AVCB(if used) | 543 | 0 | 0 | 0 | - | 0 | - |
| Total | 543 | 228 | 218 | 135 | 61.93% | 83 | 38.07% |
| Norway Township, Precinct #1 | | | | | | | |
| Polling | 1308 | 405 | 395 | 225 | 56.96% | 170 | 43.04% |
| AVCB(if used) | 1308 | 0 | 0 | 0 | - | 0 | - |
| Total | 1308 | 405 | 395 | 225 | 56.96% | 170 | 43.04% |
| Sagola Township, Precinct #1 | | | | | | | |
| Polling | 710 | 273 | 266 | 160 | 60.15% | 106 | 39.85% |
| AVCB(if used) | 710 | 0 | 0 | 0 | - | 0 | - |
| Total | 710 | 273 | 266 | 160 | 60.15% | 106 | 39.85% |
| Sagola Township, Precinct #2 | | | | | | | |
| Polling | 245 | 96 | 91 | 40 | 43.96% | 51 | 56.04% |
| AVCB(if used) | 245 | 0 | 0 | 0 | - | 0 | - |
| Total | 245 | 96 | 91 | 40 | 43.96% | 51 | 56.04% |
| Waucedah Township, Precinct #1 | | | | | | | |
| Polling | 737 | 237 | 233 | 130 | 55.79% | 103 | 44.21% |
| AVCB(if used) | 737 | 0 | 0 | 0 | - | 0 | - |

Statement of Votes Cast
 Presidential Primary March 8, 2016
 SOVC For Jurisdiction Wide, All Counters, All Races

Date:03/08/16
 Time:22:25:34
 Page:20 of 32

| | Road Commission Millage | | | | | | |
|-----------------------------------|-------------------------|------------------|----------------|------|--------|------|--------|
| | Reg. Voters | Times Counted | Total Votes | YES | | NO | |
| Total | 737 | 237 | 233 | 130 | 55.79% | 103 | 44.21% |
| West Branch Township, Precinct #1 | | | | | | | |
| Polling | 61 | 25 | 25 | 19 | 76.00% | 6 | 24.00% |
| AVCB(if used) | 61 | 0 | 0 | 0 | - | 0 | - |
| Total | 61 | 25 | 25 | 19 | 76.00% | 6 | 24.00% |
| MENOMINEE Faithorn Township #1 | | | | | | | |
| Polling | - | - | - | - | - | - | - |
| AVCB(if used) | - | - | - | - | - | - | - |
| Total | - | - | - | - | - | - | - |
| Total | | | | | | | |
| Polling | 21787 | 6062 | 5915 | 3458 | 58.46% | 2457 | 41.54% |
| AVCB(if used) | 21787 | 769 | 745 | 386 | 51.81% | 359 | 48.19% |
| Total | 21787 | 6831 | 6660 | 3844 | 57.72% | 2816 | 42.28% |

Statement of Votes Cast
Presidential Primary March 8, 2016
SOVC For Jurisdiction Wide, All Counters, All Races

Date:03/08/16
Time:22:25:34
Page:21 of 32

| | Ambulance Authority | | | | | | |
|------------------------------------|---------------------|------------------|----------------|-----|--------|----|--------|
| | Reg. Voters | Times Counted | Total Votes | YES | | NO | |
| Jurisdiction Wide | | | | | | | |
| Breen Township, Precinct #1 | | | | | | | |
| Polling | 362 | 163 | 160 | 107 | 66.88% | 53 | 33.13% |
| AVCB(if used) | 362 | 0 | 0 | 0 | - | 0 | - |
| Total | 362 | 163 | 160 | 107 | 66.88% | 53 | 33.13% |
| Breitung Township, Precinct #1 | | | | | | | |
| Polling | - | - | - | - | - | - | - |
| AVCB(if used) | - | - | - | - | - | - | - |
| Total | - | - | - | - | - | - | - |
| Breitung Township, Precinct #2 | | | | | | | |
| Polling | - | - | - | - | - | - | - |
| AVCB(if used) | - | - | - | - | - | - | - |
| Total | - | - | - | - | - | - | - |
| Breitung Township, Precinct #3 | | | | | | | |
| Polling | - | - | - | - | - | - | - |
| AVCB(if used) | - | - | - | - | - | - | - |
| Total | - | - | - | - | - | - | - |
| City of Iron Mountain, Precinct #1 | | | | | | | |
| Polling | - | - | - | - | - | - | - |
| AVCB(if used) | - | - | - | - | - | - | - |
| Total | - | - | - | - | - | - | - |
| City of Iron Mountain, Precinct #2 | | | | | | | |
| Polling | - | - | - | - | - | - | - |
| AVCB(if used) | - | - | - | - | - | - | - |
| Total | - | - | - | - | - | - | - |
| City of Iron Mountain, Precinct #3 | | | | | | | |
| Polling | - | - | - | - | - | - | - |
| AVCB(if used) | - | - | - | - | - | - | - |
| Total | - | - | - | - | - | - | - |
| City of Kingsford, Precinct #1 | | | | | | | |
| Polling | - | - | - | - | - | - | - |
| AVCB(if used) | - | - | - | - | - | - | - |
| Total | - | - | - | - | - | - | - |
| City of Kingsford, Precinct #2 | | | | | | | |
| Polling | - | - | - | - | - | - | - |
| AVCB(if used) | - | - | - | - | - | - | - |
| Total | - | - | - | - | - | - | - |
| City of Norway, Precinct #1 | | | | | | | |
| Polling | - | - | - | - | - | - | - |
| AVCB(if used) | - | - | - | - | - | - | - |
| Total | - | - | - | - | - | - | - |
| Felch Township, Precinct #1 | | | | | | | |
| Polling | 543 | 228 | 224 | 159 | 70.98% | 65 | 29.02% |
| AVCB(if used) | 543 | 0 | 0 | 0 | - | 0 | - |
| Total | 543 | 228 | 224 | 159 | 70.98% | 65 | 29.02% |
| Norway Township, Precinct #1 | | | | | | | |
| Polling | - | - | - | - | - | - | - |
| AVCB(if used) | - | - | - | - | - | - | - |
| Total | - | - | - | - | - | - | - |
| Sagola Township, Precinct #1 | | | | | | | |
| Polling | - | - | - | - | - | - | - |
| AVCB(if used) | - | - | - | - | - | - | - |
| Total | - | - | - | - | - | - | - |
| Sagola Township, Precinct #2 | | | | | | | |
| Polling | - | - | - | - | - | - | - |
| AVCB(if used) | - | - | - | - | - | - | - |
| Total | - | - | - | - | - | - | - |
| Waucedah Township, Precinct #1 | | | | | | | |
| Polling | - | - | - | - | - | - | - |
| AVCB(if used) | - | - | - | - | - | - | - |

Statement of Votes Cast
 Presidential Primary March 8, 2016
 SOVC For Jurisdiction Wide, All Counters, All Races

Date:03/08/16
 Time:22:25:34
 Page:22 of 32

| | Ambulance Authority | | | | | | |
|-----------------------------------|---------------------|------------------|----------------|-----|--------|-----|--------|
| | Reg. Voters | Times Counted | Total Votes | YES | | NO | |
| Total | - | - | - | - | - | - | - |
| West Branch Township, Precinct #1 | | | | | | | |
| Polling | 61 | 25 | 25 | 22 | 88.00% | 3 | 12.00% |
| AVCB(if used) | 61 | 0 | 0 | 0 | - | 0 | - |
| Total | 61 | 25 | 25 | 22 | 88.00% | 3 | 12.00% |
| MENOMINEE Faithorn Township #1 | | | | | | | |
| Polling | - | - | - | - | - | - | - |
| AVCB(if used) | - | - | - | - | - | - | - |
| Total | - | - | - | - | - | - | - |
| Total | | | | | | | |
| Polling | 966 | 416 | 409 | 288 | 70.42% | 121 | 29.58% |
| AVCB(if used) | 966 | 0 | 0 | 0 | - | 0 | - |
| Total | 966 | 416 | 409 | 288 | 70.42% | 121 | 29.58% |

Statement of Votes Cast
Presidential Primary March 8, 2016
SOVC For Jurisdiction Wide, All Counters, All Races

Date:03/08/16
Time:22:25:34
Page:23 of 32

| | Norway Township Fire and Road | | | | | | |
|------------------------------------|-------------------------------|------------------|----------------|-----|--------|-----|--------|
| | Reg. Voters | Times Counted | Total Votes | YES | | NO | |
| Jurisdiction Wide | | | | | | | |
| Breen Township, Precinct #1 | | | | | | | |
| Polling | - | - | - | - | - | - | - |
| AVCB(if used) | - | - | - | - | - | - | - |
| Total | - | - | - | - | - | - | - |
| Breitung Township, Precinct #1 | | | | | | | |
| Polling | - | - | - | - | - | - | - |
| AVCB(if used) | - | - | - | - | - | - | - |
| Total | - | - | - | - | - | - | - |
| Breitung Township, Precinct #2 | | | | | | | |
| Polling | - | - | - | - | - | - | - |
| AVCB(if used) | - | - | - | - | - | - | - |
| Total | - | - | - | - | - | - | - |
| Breitung Township, Precinct #3 | | | | | | | |
| Polling | - | - | - | - | - | - | - |
| AVCB(if used) | - | - | - | - | - | - | - |
| Total | - | - | - | - | - | - | - |
| City of Iron Mountain, Precinct #1 | | | | | | | |
| Polling | - | - | - | - | - | - | - |
| AVCB(if used) | - | - | - | - | - | - | - |
| Total | - | - | - | - | - | - | - |
| City of Iron Mountain, Precinct #2 | | | | | | | |
| Polling | - | - | - | - | - | - | - |
| AVCB(if used) | - | - | - | - | - | - | - |
| Total | - | - | - | - | - | - | - |
| City of Iron Mountain, Precinct #3 | | | | | | | |
| Polling | - | - | - | - | - | - | - |
| AVCB(if used) | - | - | - | - | - | - | - |
| Total | - | - | - | - | - | - | - |
| City of Kingsford, Precinct #1 | | | | | | | |
| Polling | - | - | - | - | - | - | - |
| AVCB(if used) | - | - | - | - | - | - | - |
| Total | - | - | - | - | - | - | - |
| City of Kingsford, Precinct #2 | | | | | | | |
| Polling | - | - | - | - | - | - | - |
| AVCB(if used) | - | - | - | - | - | - | - |
| Total | - | - | - | - | - | - | - |
| City of Norway, Precinct #1 | | | | | | | |
| Polling | - | - | - | - | - | - | - |
| AVCB(if used) | - | - | - | - | - | - | - |
| Total | - | - | - | - | - | - | - |
| Felch Township, Precinct #1 | | | | | | | |
| Polling | - | - | - | - | - | - | - |
| AVCB(if used) | - | - | - | - | - | - | - |
| Total | - | - | - | - | - | - | - |
| Norway Township, Precinct #1 | | | | | | | |
| Polling | 1308 | 405 | 396 | 256 | 64.65% | 140 | 35.35% |
| AVCB(if used) | 1308 | 0 | 0 | 0 | - | 0 | - |
| Total | 1308 | 405 | 396 | 256 | 64.65% | 140 | 35.35% |
| Sagola Township, Precinct #1 | | | | | | | |
| Polling | - | - | - | - | - | - | - |
| AVCB(if used) | - | - | - | - | - | - | - |
| Total | - | - | - | - | - | - | - |
| Sagola Township, Precinct #2 | | | | | | | |
| Polling | - | - | - | - | - | - | - |
| AVCB(if used) | - | - | - | - | - | - | - |
| Total | - | - | - | - | - | - | - |
| Waucesdah Township, Precinct #1 | | | | | | | |
| Polling | - | - | - | - | - | - | - |
| AVCB(if used) | - | - | - | - | - | - | - |

Statement of Votes Cast
 Presidential Primary March 8, 2016
 SOVC For Jurisdiction Wide, All Counters, All Races

Date:03/08/16
 Time:22:25:34
 Page:24 of 32

| | Norway Township Fire and Road | | | | | | | |
|-----------------------------------|-------------------------------|------------------|----------------|-----|--------|-----|--------|---|
| | Reg. Voters | Times Counted | Total Votes | YES | | NO | | |
| Total | - | - | - | - | - | - | - | - |
| West Branch Township, Precinct #1 | | | | | | | | |
| Polling | - | - | - | - | - | - | - | - |
| AVCB(if used) | - | - | - | - | - | - | - | - |
| Total | - | - | - | - | - | - | - | - |
| MENOMINEE Faithorn Township #1 | | | | | | | | |
| Polling | - | - | - | - | - | - | - | - |
| AVCB(if used) | - | - | - | - | - | - | - | - |
| Total | - | - | - | - | - | - | - | - |
| Total | | | | | | | | |
| Polling | 1308 | 405 | 396 | 256 | 64.65% | 140 | 35.35% | |
| AVCB(if used) | 1308 | 0 | 0 | 0 | - | 0 | | |
| Total | 1308 | 405 | 396 | 256 | 64.65% | 140 | 35.35% | |

Statement of Votes Cast
Presidential Primary March 8, 2016
SOVC For Jurisdiction Wide, All Counters, All Races

Date:03/08/16
Time:22:25:34
Page:25 of 32

| | Sagola Fire | | | | | | |
|------------------------------------|----------------|------------------|----------------|-----|--------|----|--------|
| | Reg. Voters | Times Counted | Total Votes | YES | | NO | |
| Jurisdiction Wide | | | | | | | |
| Breen Township, Precinct #1 | | | | | | | |
| Polling | - | - | - | - | - | - | - |
| AVCB(if used) | - | - | - | - | - | - | - |
| Total | - | - | - | - | - | - | - |
| Breitung Township, Precinct #1 | | | | | | | |
| Polling | - | - | - | - | - | - | - |
| AVCB(if used) | - | - | - | - | - | - | - |
| Total | - | - | - | - | - | - | - |
| Breitung Township, Precinct #2 | | | | | | | |
| Polling | - | - | - | - | - | - | - |
| AVCB(if used) | - | - | - | - | - | - | - |
| Total | - | - | - | - | - | - | - |
| Breitung Township, Precinct #3 | | | | | | | |
| Polling | - | - | - | - | - | - | - |
| AVCB(if used) | - | - | - | - | - | - | - |
| Total | - | - | - | - | - | - | - |
| City of Iron Mountain, Precinct #1 | | | | | | | |
| Polling | - | - | - | - | - | - | - |
| AVCB(if used) | - | - | - | - | - | - | - |
| Total | - | - | - | - | - | - | - |
| City of Iron Mountain, Precinct #2 | | | | | | | |
| Polling | - | - | - | - | - | - | - |
| AVCB(if used) | - | - | - | - | - | - | - |
| Total | - | - | - | - | - | - | - |
| City of Iron Mountain, Precinct #3 | | | | | | | |
| Polling | - | - | - | - | - | - | - |
| AVCB(if used) | - | - | - | - | - | - | - |
| Total | - | - | - | - | - | - | - |
| City of Kingsford, Precinct #1 | | | | | | | |
| Polling | - | - | - | - | - | - | - |
| AVCB(if used) | - | - | - | - | - | - | - |
| Total | - | - | - | - | - | - | - |
| City of Kingsford, Precinct #2 | | | | | | | |
| Polling | - | - | - | - | - | - | - |
| AVCB(if used) | - | - | - | - | - | - | - |
| Total | - | - | - | - | - | - | - |
| City of Norway, Precinct #1 | | | | | | | |
| Polling | - | - | - | - | - | - | - |
| AVCB(if used) | - | - | - | - | - | - | - |
| Total | - | - | - | - | - | - | - |
| Felch Township, Precinct #1 | | | | | | | |
| Polling | - | - | - | - | - | - | - |
| AVCB(if used) | - | - | - | - | - | - | - |
| Total | - | - | - | - | - | - | - |
| Norway Township, Precinct #1 | | | | | | | |
| Polling | - | - | - | - | - | - | - |
| AVCB(if used) | - | - | - | - | - | - | - |
| Total | - | - | - | - | - | - | - |
| Sagola Township, Precinct #1 | | | | | | | |
| Polling | 710 | 273 | 269 | 209 | 77.70% | 60 | 22.30% |
| AVCB(if used) | 710 | 0 | 0 | 0 | - | 0 | - |
| Total | 710 | 273 | 269 | 209 | 77.70% | 60 | 22.30% |
| Sagola Township, Precinct #2 | | | | | | | |
| Polling | 245 | 96 | 92 | 59 | 64.13% | 33 | 35.87% |
| AVCB(if used) | 245 | 0 | 0 | 0 | - | 0 | - |
| Total | 245 | 96 | 92 | 59 | 64.13% | 33 | 35.87% |
| Waucedah Township, Precinct #1 | | | | | | | |
| Polling | - | - | - | - | - | - | - |
| AVCB(if used) | - | - | - | - | - | - | - |

Statement of Votes Cast
 Presidential Primary March 8, 2016
 SOVC For Jurisdiction Wide, All Counters, All Races

Date:03/08/16
 Time:22:25:34
 Page:26 of 32

| | Sagola Fire | | | | | | |
|-----------------------------------|----------------|------------------|----------------|-----|--------|----|--------|
| | Reg. Voters | Times Counted | Total Votes | YES | | NO | |
| Total | - | - | - | - | - | - | - |
| West Branch Township, Precinct #1 | | | | | | | |
| Polling | - | - | - | - | - | - | - |
| AVCB(if used) | - | - | - | - | - | - | - |
| Total | - | - | - | - | - | - | - |
| MENOMINEE Faithorn Township #1 | | | | | | | |
| Polling | - | - | - | - | - | - | - |
| AVCB(if used) | - | - | - | - | - | - | - |
| Total | - | - | - | - | - | - | - |
| Total | | | | | | | |
| Polling | 955 | 369 | 361 | 268 | 74.24% | 93 | 25.76% |
| AVCB(if used) | 955 | 0 | 0 | 0 | - | 0 | - |
| Total | 955 | 369 | 361 | 268 | 74.24% | 93 | 25.76% |

Statement of Votes Cast
Presidential Primary March 8, 2016
SOVC For Jurisdiction Wide, All Counters, All Races

Date:03/08/16
Time:22:25:34
Page:27 of 32

| | Sagola Ambulance | | | | | | |
|------------------------------------|------------------|------------------|----------------|-----|--------|----|--------|
| | Reg. Voters | Times Counted | Total Votes | YES | | NO | |
| Jurisdiction Wide | | | | | | | |
| Breen Township, Precinct #1 | | | | | | | |
| Polling | - | - | - | - | - | - | - |
| AVCB(if used) | - | - | - | - | - | - | - |
| Total | - | - | - | - | - | - | - |
| Breitung Township, Precinct #1 | | | | | | | |
| Polling | - | - | - | - | - | - | - |
| AVCB(if used) | - | - | - | - | - | - | - |
| Total | - | - | - | - | - | - | - |
| Breitung Township, Precinct #2 | | | | | | | |
| Polling | - | - | - | - | - | - | - |
| AVCB(if used) | - | - | - | - | - | - | - |
| Total | - | - | - | - | - | - | - |
| Breitung Township, Precinct #3 | | | | | | | |
| Polling | - | - | - | - | - | - | - |
| AVCB(if used) | - | - | - | - | - | - | - |
| Total | - | - | - | - | - | - | - |
| City of Iron Mountain, Precinct #1 | | | | | | | |
| Polling | - | - | - | - | - | - | - |
| AVCB(if used) | - | - | - | - | - | - | - |
| Total | - | - | - | - | - | - | - |
| City of Iron Mountain, Precinct #2 | | | | | | | |
| Polling | - | - | - | - | - | - | - |
| AVCB(if used) | - | - | - | - | - | - | - |
| Total | - | - | - | - | - | - | - |
| City of Iron Mountain, Precinct #3 | | | | | | | |
| Polling | - | - | - | - | - | - | - |
| AVCB(if used) | - | - | - | - | - | - | - |
| Total | - | - | - | - | - | - | - |
| City of Kingsford, Precinct #1 | | | | | | | |
| Polling | - | - | - | - | - | - | - |
| AVCB(if used) | - | - | - | - | - | - | - |
| Total | - | - | - | - | - | - | - |
| City of Kingsford, Precinct #2 | | | | | | | |
| Polling | - | - | - | - | - | - | - |
| AVCB(if used) | - | - | - | - | - | - | - |
| Total | - | - | - | - | - | - | - |
| City of Norway, Precinct #1 | | | | | | | |
| Polling | - | - | - | - | - | - | - |
| AVCB(if used) | - | - | - | - | - | - | - |
| Total | - | - | - | - | - | - | - |
| Felch Township, Precinct #1 | | | | | | | |
| Polling | - | - | - | - | - | - | - |
| AVCB(if used) | - | - | - | - | - | - | - |
| Total | - | - | - | - | - | - | - |
| Norway Township, Precinct #1 | | | | | | | |
| Polling | - | - | - | - | - | - | - |
| AVCB(if used) | - | - | - | - | - | - | - |
| Total | - | - | - | - | - | - | - |
| Sagola Township, Precinct #1 | | | | | | | |
| Polling | 710 | 273 | 268 | 213 | 79.48% | 55 | 20.52% |
| AVCB(if used) | 710 | 0 | 0 | 0 | - | 0 | - |
| Total | 710 | 273 | 268 | 213 | 79.48% | 55 | 20.52% |
| Sagola Township, Precinct #2 | | | | | | | |
| Polling | 245 | 96 | 92 | 62 | 67.39% | 30 | 32.61% |
| AVCB(if used) | 245 | 0 | 0 | 0 | - | 0 | - |
| Total | 245 | 96 | 92 | 62 | 67.39% | 30 | 32.61% |
| Waucedah Township, Precinct #1 | | | | | | | |
| Polling | - | - | - | - | - | - | - |
| AVCB(if used) | - | - | - | - | - | - | - |

Statement of Votes Cast
 Presidential Primary March 8, 2016
 SOVC For Jurisdiction Wide, All Counters, All Races

Date:03/08/16
 Time:22:25:34
 Page:28 of 32

| | Sagola Ambulance | | | | | | |
|-----------------------------------|------------------|------------------|----------------|-----|--------|----|--------|
| | Reg. Voters | Times Counted | Total Votes | YES | | NO | |
| Total | - | - | - | - | - | - | - |
| West Branch Township, Precinct #1 | - | - | - | - | - | - | - |
| Polling | - | - | - | - | - | - | - |
| AVCB(if used) | - | - | - | - | - | - | - |
| Total | - | - | - | - | - | - | - |
| MENOMINEE Faithorn Township #1 | - | - | - | - | - | - | - |
| Polling | - | - | - | - | - | - | - |
| AVCB(if used) | - | - | - | - | - | - | - |
| Total | - | - | - | - | - | - | - |
| Total | 955 | 369 | 360 | 275 | 76.39% | 85 | 23.61% |
| Polling | 955 | 0 | 0 | 0 | - | 0 | - |
| AVCB(if used) | 955 | 0 | 0 | 0 | - | 0 | - |
| Total | 955 | 369 | 360 | 275 | 76.39% | 85 | 23.61% |

Statement of Votes Cast
Presidential Primary March 8, 2016
SOVC For Jurisdiction Wide, All Counters, All Races

Date:03/08/16
Time:22:25:34
Page:29 of 32

| | ISD Millage | | | | | |
|---|----------------|------------------|----------------|-----|--------|------------|
| | Reg. Voters | Times Counted | Total Votes | YES | | NO |
| Jurisdiction Wide | | | | | | |
| Breen Township, Precinct #1 | | | | | | |
| Polling | 362 | 163 | 158 | 59 | 37.34% | 99 62.66% |
| AVCB(if used) | 362 | 0 | 0 | 0 | - | 0 - |
| Total | 362 | 163 | 158 | 59 | 37.34% | 99 62.66% |
| Breitung Township, Precinct #1 | | | | | | |
| Polling | 1469 | 440 | 427 | 204 | 47.78% | 223 52.22% |
| AVCB(if used) | 1469 | 106 | 104 | 43 | 41.35% | 61 58.65% |
| Total | 1469 | 546 | 531 | 247 | 46.52% | 284 53.48% |
| Breitung Township, Precinct #2 | | | | | | |
| Polling | 1150 | 400 | 389 | 162 | 41.65% | 227 58.35% |
| AVCB(if used) | 1150 | 66 | 55 | 19 | 34.55% | 36 65.45% |
| Total | 1150 | 466 | 444 | 181 | 40.77% | 263 59.23% |
| Breitung Township, Precinct #3 | | | | | | |
| Polling | 2243 | 625 | 603 | 320 | 53.07% | 283 46.93% |
| AVCB(if used) | 2243 | 174 | 167 | 58 | 34.73% | 109 65.27% |
| Total | 2243 | 799 | 770 | 378 | 49.09% | 392 50.91% |
| City of Iron Mountain, Precinct #1 | | | | | | |
| Polling | 2087 | 496 | 487 | 252 | 51.75% | 235 48.25% |
| AVCB(if used) | 2087 | 84 | 82 | 35 | 42.68% | 47 57.32% |
| Total | 2087 | 580 | 569 | 287 | 50.44% | 282 49.56% |
| City of Iron Mountain, Precinct #2 | | | | | | |
| Polling | 2124 | 558 | 540 | 296 | 54.81% | 244 45.19% |
| AVCB(if used) | 2124 | 54 | 53 | 29 | 54.72% | 24 45.28% |
| Total | 2124 | 612 | 593 | 325 | 54.81% | 268 45.19% |
| City of Iron Mountain, Precinct #3 | | | | | | |
| Polling | 2087 | 523 | 513 | 274 | 53.41% | 239 46.59% |
| AVCB(if used) | 2087 | 65 | 63 | 23 | 36.51% | 40 63.49% |
| Total | 2087 | 588 | 576 | 297 | 51.56% | 279 48.44% |
| City of Kingsford, Precinct #1 | | | | | | |
| Polling | 1688 | 412 | 402 | 235 | 58.46% | 167 41.54% |
| AVCB(if used) | 1688 | 81 | 76 | 27 | 35.53% | 49 64.47% |
| Total | 1688 | 493 | 478 | 262 | 54.81% | 216 45.19% |
| City of Kingsford, Precinct #2 | | | | | | |
| Polling | 2314 | 569 | 558 | 316 | 56.63% | 242 43.37% |
| AVCB(if used) | 2314 | 82 | 77 | 28 | 36.36% | 49 63.64% |
| Total | 2314 | 651 | 635 | 344 | 54.17% | 291 45.83% |
| City of Norway, Precinct #1 | | | | | | |
| Polling | 2659 | 612 | 606 | 322 | 53.14% | 284 46.86% |
| AVCB(if used) | 2659 | 57 | 56 | 28 | 50.00% | 28 50.00% |
| Total | 2659 | 669 | 662 | 350 | 52.87% | 312 47.13% |
| Felch Township, Precinct #1 | | | | | | |
| Polling | 543 | 228 | 220 | 91 | 41.36% | 129 58.64% |
| AVCB(if used) | 543 | 0 | 0 | 0 | - | 0 - |
| Total | 543 | 228 | 220 | 91 | 41.36% | 129 58.64% |
| Norway Township, Precinct #1 | | | | | | |
| Polling | 1308 | 405 | 383 | 168 | 43.86% | 215 56.14% |
| AVCB(if used) | 1308 | 0 | 0 | 0 | - | 0 - |
| Total | 1308 | 405 | 383 | 168 | 43.86% | 215 56.14% |
| Sagola Township, Precinct #1 | | | | | | |
| Polling | 710 | 273 | 265 | 139 | 52.45% | 126 47.55% |
| AVCB(if used) | 710 | 0 | 0 | 0 | - | 0 - |
| Total | 710 | 273 | 265 | 139 | 52.45% | 126 47.55% |
| Sagola Township, Precinct #2 | | | | | | |
| Polling | 245 | 96 | 92 | 33 | 35.87% | 59 64.13% |
| AVCB(if used) | 245 | 0 | 0 | 0 | - | 0 - |
| Total | 245 | 96 | 92 | 33 | 35.87% | 59 64.13% |
| Waucedah Township, Precinct #1 | | | | | | |
| Polling | 737 | 237 | 230 | 101 | 43.91% | 129 56.09% |
| AVCB(if used) | 737 | 0 | 0 | 0 | - | 0 - |

Statement of Votes Cast
 Presidential Primary March 8, 2016
 SOVC For Jurisdiction Wide, All Counters, All Races

Date:03/08/16
 Time:22:25:34
 Page:30 of 32

| | ISD Millage | | | | | | |
|-----------------------------------|----------------|------------------|----------------|------|--------|------|--------|
| | Reg. Voters | Times Counted | Total Votes | YES | | NO | |
| Total | 737 | 237 | 230 | 101 | 43.91% | 129 | 56.09% |
| West Branch Township, Precinct #1 | | | | | | | |
| Polling | 61 | 25 | 25 | 17 | 68.00% | 8 | 32.00% |
| AVCB(if used) | 61 | 0 | 0 | 0 | - | 0 | - |
| Total | 61 | 25 | 25 | 17 | 68.00% | 8 | 32.00% |
| MENOMINEE Faithorn Township #1 | | | | | | | |
| Polling | 0 | 72 | 70 | 40 | 57.14% | 30 | 42.86% |
| AVCB(if used) | 0 | 0 | 0 | 0 | - | 0 | - |
| Total | 0 | 72 | 70 | 40 | 57.14% | 30 | 42.86% |
| Total | | | | | | | |
| Polling | 21787 | 6134 | 5968 | 3029 | 50.75% | 2939 | 49.25% |
| AVCB(if used) | 21787 | 769 | 733 | 290 | 39.56% | 443 | 60.44% |
| Total | 21787 | 6903 | 6701 | 3319 | 49.53% | 3382 | 50.47% |

Statement of Votes Cast
Presidential Primary March 8, 2016
SOVC For Jurisdiction Wide, All Counters, All Races

Date:03/08/16
Time:22:25:34
Page:31 of 32

| | North Dickinson Schools Bond | | | | | | |
|---|------------------------------|------------------|----------------|-----|--------|----|--------|
| | Reg. Voters | Times Counted | Total Votes | YES | | NO | |
| Jurisdiction Wide | | | | | | | |
| Breen Township, Precinct #1 | | | | | | | |
| Polling | 362 | 163 | 158 | 86 | 54.43% | 72 | 45.57% |
| AVCB(if used) | 362 | 0 | 0 | 0 | - | 0 | - |
| Total | 362 | 163 | 158 | 86 | 54.43% | 72 | 45.57% |
| Breitung Township, Precinct #1 | | | | | | | |
| Polling | - | - | - | - | - | - | - |
| AVCB(if used) | - | - | - | - | - | - | - |
| Total | - | - | - | - | - | - | - |
| Breitung Township, Precinct #2 | | | | | | | |
| Polling | - | - | - | - | - | - | - |
| AVCB(if used) | - | - | - | - | - | - | - |
| Total | - | - | - | - | - | - | - |
| Breitung Township, Precinct #3 | | | | | | | |
| Polling | - | - | - | - | - | - | - |
| AVCB(if used) | - | - | - | - | - | - | - |
| Total | - | - | - | - | - | - | - |
| City of Iron Mountain, Precinct #1 | | | | | | | |
| Polling | - | - | - | - | - | - | - |
| AVCB(if used) | - | - | - | - | - | - | - |
| Total | - | - | - | - | - | - | - |
| City of Iron Mountain, Precinct #2 | | | | | | | |
| Polling | - | - | - | - | - | - | - |
| AVCB(if used) | - | - | - | - | - | - | - |
| Total | - | - | - | - | - | - | - |
| City of Iron Mountain, Precinct #3 | | | | | | | |
| Polling | - | - | - | - | - | - | - |
| AVCB(if used) | - | - | - | - | - | - | - |
| Total | - | - | - | - | - | - | - |
| City of Kingsford, Precinct #1 | | | | | | | |
| Polling | - | - | - | - | - | - | - |
| AVCB(if used) | - | - | - | - | - | - | - |
| Total | - | - | - | - | - | - | - |
| City of Kingsford, Precinct #2 | | | | | | | |
| Polling | - | - | - | - | - | - | - |
| AVCB(if used) | - | - | - | - | - | - | - |
| Total | - | - | - | - | - | - | - |
| City of Norway, Precinct #1 | | | | | | | |
| Polling | - | - | - | - | - | - | - |
| AVCB(if used) | - | - | - | - | - | - | - |
| Total | - | - | - | - | - | - | - |
| Felch Township, Precinct #1 | | | | | | | |
| Polling | 543 | 228 | 226 | 163 | 72.12% | 63 | 27.88% |
| AVCB(if used) | 543 | 0 | 0 | 0 | - | 0 | - |
| Total | 543 | 228 | 226 | 163 | 72.12% | 63 | 27.88% |
| Norway Township, Precinct #1 | | | | | | | |
| Polling | - | - | - | - | - | - | - |
| AVCB(if used) | - | - | - | - | - | - | - |
| Total | - | - | - | - | - | - | - |
| Sagola Township, Precinct #1 | | | | | | | |
| Polling | 710 | 273 | 266 | 173 | 65.04% | 93 | 34.96% |
| AVCB(if used) | 710 | 0 | 0 | 0 | - | 0 | - |
| Total | 710 | 273 | 266 | 173 | 65.04% | 93 | 34.96% |
| Sagola Township, Precinct #2 | | | | | | | |
| Polling | 245 | 96 | 92 | 49 | 53.26% | 43 | 46.74% |
| AVCB(if used) | 245 | 0 | 0 | 0 | - | 0 | - |
| Total | 245 | 96 | 92 | 49 | 53.26% | 43 | 46.74% |
| Waucedah Township, Precinct #1 | | | | | | | |
| Polling | - | - | - | - | - | - | - |
| AVCB(if used) | - | - | - | - | - | - | - |

Statement of Votes Cast
 Presidential Primary March 8, 2016
 SOVC For Jurisdiction Wide, All Counters, All Races

Date:03/08/16
 Time:22:25:34
 Page:32 of 32

| | North Dickinson Schools Bond | | | | | | |
|-----------------------------------|------------------------------|------------------|----------------|-----|--------|-----|--------|
| | Reg. Voters | Times Counted | Total Votes | YES | | NO | |
| Total | - | - | - | - | - | - | - |
| West Branch Township, Precinct #1 | | | | | | | |
| Polling | 61 | 25 | 25 | 18 | 72.00% | 7 | 28.00% |
| AVCB(if used) | 61 | 0 | 0 | 0 | - | 0 | - |
| Total | 61 | 25 | 25 | 18 | 72.00% | 7 | 28.00% |
| MENOMINEE Faithorn Township #1 | | | | | | | |
| Polling | - | - | - | - | - | - | - |
| AVCB(if used) | - | - | - | - | - | - | - |
| Total | - | - | - | - | - | - | - |
| Total | | | | | | | |
| Polling | 1921 | 785 | 767 | 489 | 63.75% | 278 | 36.25% |
| AVCB(if used) | 1921 | 0 | 0 | 0 | - | 0 | - |
| Total | 1921 | 785 | 767 | 489 | 63.75% | 278 | 36.25% |

STATISTICS

| | | | | | |
|--------------------------------|--------|---------|----------------------------|-------|---------|
| 01 = REGISTERED VOTERS - TOTAL | TOTAL | PERCENT | 03 = VOTER TURNOUT - TOTAL | TOTAL | PERCENT |
| 02 = BALLOTS CAST - TOTAL | 79,330 | | | | |
| | 30,119 | | | | 37.97 |

| | 01 | 02 | 03 |
|-----------------------------|------|-----|-------|
| 0101 BELLEVUE TWP P1 | 1439 | 431 | 29.95 |
| 0102 BELLEVUE TWP P2 | 797 | 249 | 31.24 |
| 0201 BENTON TWP P1A | 2260 | 821 | 36.33 |
| 0301 BROOKFIELD TWP P1A | 1119 | 366 | 32.71 |
| 0401 CARMEL TWP P1A | 2082 | 868 | 41.69 |
| 0501 CHESTER TWP P1A | 1180 | 541 | 45.85 |
| 0601 DELTA TWP P1 | 1420 | 713 | 50.21 |
| 0602 DELTA TWP P2 | 2067 | 934 | 45.19 |
| 0603 DELTA TWP P3 | 1452 | 549 | 37.81 |
| 0604 DELTA TWP P4 | 1953 | 966 | 49.46 |
| 0605 DELTA TWP P5 | 1818 | 784 | 43.12 |
| 0606 DELTA TWP P6 | 1790 | 852 | 47.60 |
| 0607 DELTA TWP P7 | 1363 | 520 | 38.15 |
| 0608 DELTA TWP P8 | 1689 | 581 | 34.40 |
| 0609 DELTA TWP P9 | 1294 | 661 | 51.08 |
| 0610 DELTA TWP P10 | 1686 | 759 | 45.02 |
| 0611 DELTA TWP P11 | 1018 | 382 | 37.52 |
| 0612 DELTA TWP P12 | 1599 | 747 | 46.72 |
| 0613 DELTA TWP P13 | 1179 | 547 | 46.40 |
| 0614 DELTA TWP P14A | 1536 | 753 | 49.02 |
| 0615 DELTA TWP P15 | 1223 | 510 | 41.70 |
| 0616 DELTA TWP P16A | 1071 | 466 | 43.51 |
| 0701 EATON TWP P1A | 2357 | 964 | 40.90 |
| 0702 EATON TWP P2 | 808 | 315 | 38.99 |
| 0801 EATON RAPIDS TWP P1A | 1288 | 453 | 35.17 |
| 0802 EATON RAPIDS TWP P2 | 1740 | 721 | 41.44 |
| 0901 HAMLIN TWP P1 | 2573 | 925 | 35.95 |
| 1001 KALAMO TWP P1A | 1234 | 408 | 33.06 |
| 1101 ONEIDA TWP P1A | 1953 | 779 | 39.89 |
| 1102 ONEIDA TWP P2 | 1088 | 421 | 38.69 |
| 1201 ROXAND TWP P1A | 1307 | 477 | 36.50 |
| 1301 SUNFIELD TWP P1 | 1572 | 523 | 33.27 |
| 1401 VERMONTVILLE TWP P1 | 1510 | 490 | 32.45 |
| 1501 WALTON TWP P1 | 1677 | 494 | 29.46 |
| 1601 WINDSOR TWP P1A | 1758 | 762 | 43.34 |
| 1602 WINDSOR TWP P2A | 1917 | 886 | 46.22 |
| 1603 WINDSOR TWP P3A | 1656 | 711 | 42.93 |
| 1701 CITY OF CHAR D1 P1 | 1813 | 542 | 29.90 |
| 1702 CITY OF CHAR D1 P2 | 1280 | 445 | 34.77 |
| 1703 CITY OF CHAR D2 P1 | 1504 | 516 | 34.31 |
| 1704 CITY OF CHAR D2 P2 | 1571 | 605 | 38.51 |
| 1801 CITY OF ER P1 | 1262 | 276 | 21.87 |
| 1802 CITY OF ER P2 | 1223 | 349 | 28.54 |
| 1803 CITY OF ER P3 | 1468 | 461 | 31.40 |
| 1901 CITY OF GL P1 | 1901 | 654 | 34.40 |
| 1902 CITY OF GL P2 | 1756 | 565 | 32.18 |
| 1903 CITY OF GL P3 | 1309 | 511 | 39.04 |
| 1904 CITY OF GL P4 | 890 | 399 | 44.83 |
| 2001 LANSING W3. P22A | 1206 | 250 | 20.73 |
| 2002 LANSING W3. P23 | 2118 | 511 | 24.13 |
| 2101 CITY OF OLIVET P1 | 733 | 178 | 24.28 |
| 2201 CITY OF POTTERVILLE P1 | 1823 | 528 | 28.96 |

RECEIVED/FILED
 MICHIGAN DEPT OF STATE
 2016 MAR 16 AM 10:33
 ELECTIONS/GREAT SEAL

| | VOTES | PERCENT | | VOTES | PERCENT |
|--|-------|---------|----------------------|-------|---------|
| PRESIDENT OF THE UNITED STATES FEDERAL | | | | | |
| Vote for not more than 1 | | | | | |
| 01 = Jeb Bush | 204 | 1.24 | | | |
| 02 = Ben Carson | 329 | 2.00 | 09 = George Pataki | 11 | .07 |
| 03 = Chris Christie | 57 | .35 | 10 = Rand Paul | 59 | .36 |
| 04 = Ted Cruz | 4,584 | 27.82 | 11 = Marco Rubio | 1,722 | 10.45 |
| 05 = Carly Fiorina | 19 | .12 | 12 = Rick Santorum | 24 | .15 |
| 06 = Lindsey Graham | 5 | .03 | 13 = Donald J. Trump | 5,551 | 33.69 |
| 07 = Mike Huckabee | 34 | .21 | 14 = Uncommitted | 372 | 2.26 |
| 08 = John R. Kasich | 3,494 | 21.21 | 15 = WRITE-IN | 10 | .06 |

| | 01 | 02 | 03 | 04 | 05 | 06 | 07 | 08 | 09 | 10 | 11 | 12 | 13 | 14 | 15 |
|---------------------------|----|----|----|-----|----|----|----|-----|----|----|----|----|-----|----|----|
| 0101 BELLEVUE TWP P1 | 1 | 7 | 0 | 99 | 0 | 0 | 1 | 45 | 0 | 0 | 17 | 0 | 133 | 1 | 0 |
| 0102 BELLEVUE TWP P2 | 0 | 2 | 1 | 69 | 0 | 0 | 0 | 18 | 0 | 0 | 15 | 0 | 67 | 4 | 0 |
| 0201 BENTON TWP P1A | 7 | 7 | 1 | 172 | 0 | 0 | 0 | 89 | 0 | 1 | 58 | 0 | 187 | 6 | 1 |
| 0301 BROOKFIELD TWP P1A | 2 | 4 | 0 | 69 | 0 | 0 | 0 | 35 | 1 | 1 | 12 | 0 | 121 | 3 | 0 |
| 0401 CARMEL TWP P1A | 5 | 12 | 1 | 157 | 0 | 0 | 0 | 100 | 0 | 3 | 56 | 0 | 184 | 22 | 0 |
| 0501 CHESTER TWP P1A | 3 | 5 | 1 | 131 | 0 | 0 | 0 | 74 | 0 | 2 | 29 | 0 | 113 | 11 | 1 |
| 0601 DELTA TWP P1 | 3 | 5 | 2 | 79 | 0 | 0 | 1 | 111 | 1 | 1 | 42 | 0 | 129 | 13 | 0 |
| 0602 DELTA TWP P2 | 3 | 7 | 1 | 136 | 0 | 0 | 0 | 148 | 0 | 1 | 51 | 2 | 171 | 4 | 0 |
| 0603 DELTA TWP P3 | 3 | 6 | 0 | 52 | 0 | 0 | 0 | 57 | 0 | 1 | 41 | 0 | 65 | 5 | 0 |
| 0604 DELTA TWP P4 | 14 | 14 | 5 | 120 | 0 | 0 | 0 | 108 | 0 | 3 | 90 | 1 | 140 | 17 | 2 |
| 0605 DELTA TWP P5 | 3 | 7 | 4 | 58 | 1 | 0 | 1 | 92 | 0 | 1 | 53 | 0 | 102 | 9 | 0 |
| 0606 DELTA TWP P6 | 7 | 6 | 4 | 82 | 3 | 0 | 0 | 121 | 1 | 2 | 65 | 1 | 128 | 11 | 0 |
| 0607 DELTA TWP P7 | 2 | 3 | 0 | 58 | 0 | 0 | 0 | 26 | 0 | 1 | 27 | 1 | 60 | 7 | 0 |
| 0608 DELTA TWP P8 | 5 | 4 | 2 | 55 | 0 | 0 | 0 | 40 | 0 | 3 | 19 | 1 | 69 | 7 | 1 |
| 0609 DELTA TWP P9 | 6 | 6 | 1 | 73 | 1 | 1 | 1 | 61 | 1 | 0 | 38 | 0 | 84 | 14 | 2 |
| 0610 DELTA TWP P10 | 5 | 9 | 3 | 62 | 0 | 0 | 1 | 86 | 0 | 0 | 54 | 0 | 110 | 13 | 0 |
| 0611 DELTA TWP P11 | 2 | 4 | 4 | 31 | 2 | 0 | 0 | 30 | 0 | 0 | 22 | 0 | 54 | 7 | 0 |
| 0612 DELTA TWP P12 | 5 | 10 | 2 | 129 | 1 | 0 | 1 | 120 | 0 | 1 | 54 | 1 | 108 | 8 | 0 |
| 0613 DELTA TWP P13 | 8 | 2 | 1 | 86 | 1 | 0 | 0 | 98 | 0 | 2 | 51 | 0 | 86 | 6 | 0 |
| 0614 DELTA TWP P14A | 11 | 9 | 6 | 93 | 0 | 0 | 0 | 78 | 2 | 0 | 49 | 0 | 83 | 12 | 0 |
| 0615 DELTA TWP P15 | 2 | 4 | 1 | 53 | 1 | 0 | 0 | 51 | 0 | 1 | 16 | 1 | 67 | 9 | 1 |
| 0616 DELTA TWP P16A | 2 | 3 | 0 | 60 | 0 | 0 | 0 | 57 | 0 | 1 | 37 | 1 | 80 | 3 | 0 |
| 0701 EATON TWP P1A | 9 | 14 | 1 | 197 | 1 | 0 | 0 | 132 | 0 | 2 | 53 | 2 | 193 | 13 | 0 |
| 0702 EATON TWP P2 | 1 | 1 | 0 | 58 | 0 | 0 | 3 | 33 | 0 | 0 | 15 | 1 | 83 | 2 | 0 |
| 0801 EATON RAPIDS TWP P1A | 6 | 3 | 1 | 87 | 0 | 0 | 1 | 51 | 0 | 1 | 20 | 1 | 129 | 2 | 0 |
| 0802 EATON RAPIDS TWP P2 | 7 | 8 | 0 | 126 | 2 | 0 | 1 | 78 | 1 | 2 | 32 | 0 | 187 | 4 | 0 |
| 0901 HAMLIN TWP P1 | 0 | 21 | 0 | 159 | 0 | 0 | 0 | 91 | 0 | 5 | 40 | 0 | 231 | 5 | 0 |
| 1001 KALAMO TWP P1A | 6 | 11 | 2 | 94 | 0 | 0 | 0 | 44 | 0 | 0 | 13 | 1 | 101 | 4 | 0 |
| 1101 ONEIDA TWP P1A | 4 | 6 | 1 | 107 | 0 | 0 | 2 | 120 | 0 | 0 | 58 | 1 | 175 | 7 | 0 |
| 1102 ONEIDA TWP P2 | 1 | 6 | 0 | 69 | 0 | 0 | 0 | 66 | 0 | 0 | 28 | 0 | 89 | 1 | 0 |
| 1201 ROXAND TWP P1A | 0 | 6 | 0 | 91 | 0 | 0 | 2 | 58 | 0 | 2 | 23 | 0 | 132 | 1 | 0 |
| 1301 SUNFIELD TWP P1 | 7 | 10 | 1 | 113 | 0 | 0 | 3 | 68 | 0 | 1 | 28 | 0 | 104 | 12 | 0 |
| 1401 VERMONTVILLE TWP P1 | 3 | 5 | 2 | 97 | 1 | 0 | 2 | 45 | 0 | 2 | 21 | 1 | 128 | 6 | 0 |
| 1501 WALTON TWP P1 | 3 | 3 | 1 | 101 | 0 | 0 | 1 | 37 | 0 | 1 | 23 | 1 | 142 | 2 | 1 |
| 1601 WINDSOR TWP P1A | 4 | 4 | 1 | 129 | 0 | 1 | 0 | 95 | 0 | 1 | 35 | 0 | 175 | 8 | 0 |
| 1602 WINDSOR TWP P2A | 5 | 10 | 0 | 150 | 0 | 0 | 0 | 107 | 0 | 3 | 60 | 3 | 137 | 8 | 0 |
| 1603 WINDSOR TWP P3A | 5 | 9 | 0 | 107 | 0 | 2 | 0 | 101 | 1 | 3 | 32 | 0 | 129 | 16 | 0 |
| 1701 CITY OF CHAR D1 P1 | 3 | 5 | 0 | 83 | 3 | 0 | 1 | 40 | 0 | 0 | 36 | 0 | 97 | 12 | 0 |
| 1702 CITY OF CHAR D1 P2 | 6 | 12 | 0 | 86 | 1 | 0 | 1 | 31 | 0 | 1 | 19 | 0 | 82 | 7 | 0 |
| 1703 CITY OF CHAR D2 P1 | 5 | 10 | 1 | 86 | 0 | 0 | 0 | 49 | 0 | 0 | 33 | 0 | 78 | 20 | 0 |
| 1704 CITY OF CHAR D2 P2 | 5 | 12 | 2 | 104 | 0 | 0 | 2 | 56 | 0 | 1 | 29 | 1 | 99 | 8 | 1 |
| 1801 CITY OF ER P1 | 1 | 5 | 1 | 49 | 0 | 1 | 1 | 27 | 1 | 0 | 6 | 0 | 61 | 2 | 0 |
| 1802 CITY OF ER P2 | 3 | 2 | 0 | 60 | 0 | 0 | 1 | 25 | 0 | 1 | 11 | 0 | 78 | 1 | 0 |
| 1803 CITY OF ER P3 | 2 | 7 | 0 | 84 | 1 | 0 | 0 | 68 | 1 | 0 | 25 | 0 | 78 | 4 | 0 |
| 1901 CITY OF GL P1 | 1 | 3 | 0 | 95 | 0 | 0 | 2 | 94 | 1 | 2 | 29 | 0 | 96 | 7 | 0 |
| 1902 CITY OF GL P2 | 3 | 1 | 0 | 69 | 0 | 0 | 2 | 80 | 0 | 1 | 35 | 0 | 88 | 4 | 0 |
| 1903 CITY OF GL P3 | 1 | 3 | 0 | 50 | 0 | 0 | 1 | 82 | 0 | 1 | 36 | 0 | 71 | 8 | 0 |
| 1904 CITY OF GL P4 | 6 | 3 | 1 | 45 | 0 | 0 | 0 | 75 | 0 | 3 | 27 | 0 | 58 | 6 | 0 |
| 2001 LANSING W3, P22A | 1 | 3 | 1 | 13 | 0 | 0 | 0 | 7 | 0 | 0 | 9 | 1 | 12 | 1 | 0 |

| | | | | VOTES | PERCENT | | | | | VOTES | PERCENT |
|--|--|-------|-------|----------------------|---------|-------|--|-------|--|-------|---------|
| PRESIDENT OF THE UNITED STATES FEDERAL | | | | | | | | | | | |
| Vote for not more than 1 | | | | | | | | | | | |
| 01 = Jeb Bush | | 204 | 1.24 | | | | | | | | |
| 02 = Ben Carson | | 329 | 2.00 | 09 = George Pataki | | 11 | | .07 | | | |
| 03 = Chris Christie | | 57 | .35 | 10 = Rand Paul | | 59 | | .36 | | | |
| 04 = Ted Cruz | | 4,584 | 27.82 | 11 = Marco Rubio | | 1,722 | | 10.45 | | | |
| 05 = Carly Fiorina | | 19 | .12 | 12 = Rick Santorum | | 24 | | .15 | | | |
| 06 = Lindsey Graham | | 5 | .03 | 13 = Donald J. Trump | | 5,551 | | 33.69 | | | |
| 07 = Mike Huckabee | | 34 | .21 | 14 = Uncommitted | | 372 | | 2.26 | | | |
| 08 = John R. Kasich | | 3,494 | 21.21 | 15 = WRITE-IN | | 10 | | .06 | | | |

(CONTINUED FROM PREVIOUS PAGE)

| | 01 | 02 | 03 | 04 | 05 | 06 | 07 | 08 | 09 | 10 | 11 | 12 | 13 | 14 | 15 |
|-----------------------------|----|----|----|----|----|----|----|----|----|----|----|----|-----|----|----|
| 2002 LANSING W3, P23 | 2 | 3 | 1 | 23 | 0 | 0 | 1 | 13 | 0 | 0 | 10 | 0 | 28 | 5 | 0 |
| 2101 CITY OF OLIVET P1 | 1 | 3 | 0 | 29 | 0 | 0 | 0 | 24 | 0 | 0 | 9 | 1 | 36 | 2 | 0 |
| 2201 CITY OF POTTERVILLE P1 | 4 | 4 | 0 | 99 | 0 | 0 | 1 | 52 | 0 | 1 | 31 | 1 | 113 | 2 | 0 |

| | | VOTES | | PERCENT | | VOTES | | PERCENT | |
|--|--|-------|----|---------|-----|---------------------|----|-------------|--|
| PRESIDENT OF THE UNITED STATES FEDERAL | | | | | | | | | |
| Vote for not more than 1 | | | | | | | | | |
| 01 = Hillary Clinton | | 5,866 | | 43.99 | | 04 = Bernie Sanders | | 7,125 53.43 | |
| 02 = Roque Rocky De La Fuente | | 12 | | .09 | | 05 = Uncommitted | | 298 2.23 | |
| 03 = Martin J. O'Malley | | 33 | | .25 | | 06 = WRITE-IN | | 1 .01 | |
| | | 01 | 02 | 03 | 04 | 05 | 06 | | |
| 0101 BELLEVUE TWP P1 | | 48 | 1 | 1 | 69 | 5 | 0 | | |
| 0102 BELLEVUE TWP P2 | | 22 | 0 | 1 | 45 | 2 | 0 | | |
| 0201 BENTON TWP P1A | | 121 | 0 | 1 | 157 | 7 | 0 | | |
| 0301 BROOKFIELD TWP P1A | | 47 | 0 | 1 | 69 | 0 | 0 | | |
| 0401 CARMEL TWP P1A | | 97 | 0 | 0 | 186 | 8 | 0 | | |
| 0501 CHESTER TWP P1A | | 74 | 0 | 0 | 70 | 15 | 0 | | |
| 0601 DELTA TWP P1 | | 168 | 0 | 1 | 147 | 7 | 0 | | |
| 0602 DELTA TWP P2 | | 188 | 1 | 0 | 211 | 7 | 0 | | |
| 0603 DELTA TWP P3 | | 161 | 0 | 0 | 147 | 11 | 0 | | |
| 0604 DELTA TWP P4 | | 240 | 0 | 0 | 200 | 12 | 0 | | |
| 0605 DELTA TWP P5 | | 224 | 0 | 2 | 213 | 4 | 0 | | |
| 0606 DELTA TWP P6 | | 185 | 1 | 0 | 212 | 4 | 0 | | |
| 0607 DELTA TWP P7 | | 163 | 1 | 1 | 151 | 10 | 0 | | |
| 0608 DELTA TWP P8 | | 165 | 0 | 0 | 185 | 13 | 1 | | |
| 0609 DELTA TWP P9 | | 164 | 1 | 1 | 174 | 7 | 0 | | |
| 0610 DELTA TWP P10 | | 170 | 0 | 0 | 233 | 8 | 0 | | |
| 0611 DELTA TWP P11 | | 90 | 0 | 0 | 131 | 5 | 0 | | |
| 0612 DELTA TWP P12 | | 148 | 0 | 0 | 149 | 10 | 0 | | |
| 0613 DELTA TWP P13 | | 101 | 0 | 0 | 94 | 9 | 0 | | |
| 0614 DELTA TWP P14A | | 238 | 0 | 0 | 158 | 5 | 0 | | |
| 0615 DELTA TWP P15 | | 161 | 0 | 2 | 126 | 6 | 0 | | |
| 0616 DELTA TWP P16A | | 105 | 1 | 0 | 100 | 10 | 0 | | |
| 0701 EATON TWP P1A | | 128 | 0 | 2 | 187 | 11 | 0 | | |
| 0702 EATON TWP P2 | | 38 | 0 | 0 | 72 | 1 | 0 | | |
| 0801 EATON RAPIDS TWP P1A | | 58 | 0 | 0 | 91 | 2 | 0 | | |
| 0802 EATON RAPIDS TWP P2 | | 95 | 0 | 2 | 168 | 8 | 0 | | |
| 0901 HAMLIN TWP P1 | | 129 | 0 | 1 | 238 | 3 | 0 | | |
| 1001 KALAMO TWP P1A | | 60 | 1 | 1 | 69 | 1 | 0 | | |
| 1101 ONEIDA TWP P1A | | 129 | 1 | 0 | 162 | 5 | 0 | | |
| 1102 ONEIDA TWP P2 | | 64 | 0 | 0 | 94 | 3 | 0 | | |
| 1201 ROXAND TWP P1A | | 58 | 0 | 2 | 96 | 3 | 0 | | |
| 1301 SUNFIELD TWP P1 | | 70 | 0 | 1 | 103 | 2 | 0 | | |
| 1401 VERMONTVILLE TWP P1 | | 79 | 0 | 0 | 91 | 6 | 0 | | |
| 1501 WALTON TWP P1 | | 64 | 1 | 1 | 110 | 0 | 0 | | |
| 1601 WINDSOR TWP P1A | | 122 | 0 | 3 | 172 | 3 | 0 | | |
| 1602 WINDSOR TWP P2A | | 189 | 0 | 0 | 201 | 4 | 0 | | |
| 1603 WINDSOR TWP P3A | | 148 | 0 | 1 | 145 | 5 | 0 | | |
| 1701 CITY OF CHAR D1 P1 | | 89 | 0 | 0 | 148 | 11 | 0 | | |
| 1702 CITY OF CHAR D1 P2 | | 87 | 0 | 1 | 86 | 9 | 0 | | |
| 1703 CITY OF CHAR D2 P1 | | 84 | 1 | 1 | 122 | 3 | 0 | | |
| 1704 CITY OF CHAR D2 P2 | | 99 | 0 | 0 | 160 | 13 | 0 | | |
| 1801 CITY OF ER P1 | | 37 | 0 | 1 | 83 | 0 | 0 | | |
| 1802 CITY OF ER P2 | | 49 | 0 | 0 | 115 | 2 | 0 | | |
| 1803 CITY OF ER P3 | | 72 | 0 | 1 | 113 | 3 | 0 | | |
| 1901 CITY OF GL P1 | | 116 | 1 | 1 | 201 | 5 | 0 | | |
| 1902 CITY OF GL P2 | | 103 | 0 | 0 | 169 | 10 | 0 | | |
| 1903 CITY OF GL P3 | | 95 | 0 | 1 | 154 | 6 | 0 | | |
| 1904 CITY OF GL P4 | | 73 | 0 | 1 | 96 | 3 | 0 | | |
| 2001 LANSING W3, P22A | | 105 | 0 | 0 | 94 | 3 | 0 | | |
| 2002 LANSING W3, P23 | | 237 | 1 | 1 | 180 | 4 | 0 | | |
| 2101 CITY OF OLIVET P1 | | 36 | 0 | 0 | 36 | 1 | 0 | | |
| 2201 CITY OF POTTERVILLE P1 | | 73 | 0 | 0 | 142 | 3 | 0 | | |

Charlotte Public Schools

| | VOTES | PERCENT |
|--------------------------|-------|---------|
| Vote for not more than 1 | | |
| 01 = YES | 2,854 | 55.76 |
| 02 = NO | 2,264 | 44.24 |

| | 01 | 02 |
|---------------------------|-----|-----|
| 0201 BENTON TWP P1A | 193 | 191 |
| 0301 BROOKFIELD TWP P1A | 2 | 1 |
| 0401 CARMEL TWP P1A | 439 | 349 |
| 0501 CHESTER TWP P1A | 173 | 213 |
| 0701 EATON TWP P1A | 492 | 340 |
| 0702 EATON TWP P2 | 148 | 159 |
| 0801 EATON RAPIDS TWP P1A | 10 | 17 |
| 1001 KALAMO TWP P1A | 33 | 27 |
| 1101 ONEIDA TWP P1A | 8 | 9 |
| 1201 ROXAND TWP P1A | 27 | 33 |
| 1601 WINDSOR TWP P1A | 86 | 95 |
| 1701 CITY OF CHAR D1 P1 | 326 | 209 |
| 1702 CITY OF CHAR D1 P2 | 254 | 176 |
| 1703 CITY OF CHAR D2 P1 | 299 | 210 |
| 1704 CITY OF CHAR D2 P2 | 364 | 235 |

| | VOTES | PERCENT |
|--------------------------|-------|---------|
| Holt Public Schools | | |
| Vote for not more than 1 | | |
| 01 = YES | 836 | 66.61 |
| 02 = NO | 419 | 33.39 |
| | | |
| | 01 | 02 |
| | | |
| 0616 DELTA TWP P16A | 15 | 11 |
| 1601 WINDSOR TWP P1A | 115 | 68 |
| 1602 WINDSOR TWP P2A | 439 | 232 |
| 1603 WINDSOR TWP P3A | 164 | 83 |
| 2001 LANSING W3, P22A | 103 | 25 |

Waverly Community Schools

| | VOTES | PERCENT |
|--------------------------|-------|---------|
| Vote for not more than 1 | | |
| 01 = YES | 2,445 | 53.77 |
| 02 = NO | 2,102 | 46.23 |

| | 01 | 02 |
|----------------------|-----|-----|
| 0605 DELTA TWP P5 | 429 | 323 |
| 0606 DELTA TWP P6 | 435 | 391 |
| 0607 DELTA TWP P7 | 263 | 222 |
| 0608 DELTA TWP P8 | 319 | 214 |
| 0609 DELTA TWP P9 | 329 | 302 |
| 0614 DELTA TWP P14A | 255 | 235 |
| 0615 DELTA TWP P15 | 252 | 246 |
| 0616 DELTA TWP P16A | 118 | 123 |
| 1601 WINDSOR TWP P1A | 2 | 2 |
| 1603 WINDSOR TWP P3A | 43 | 44 |

SUMMARY REPORT

EMMET COUNTY
PRESIDENTIAL PRIMARY
MARCH 8, 2016
STATISTICS

UNOFFICIAL RESULTS

RUN DATE:03/08/16 10:36 PM

REPORT-EL45 PAGE 001

VOTES PERCENT

| | | |
|-------------------------------------|--------|--------|
| PRECINCTS COUNTED (OF 23) | 23 | 100.00 |
| REGISTERED VOTERS - TOTAL | 27,828 | |
| BALLOTS CAST - TOTAL. | 10,444 | |
| VOTER TURNOUT - TOTAL | | 37.53 |

SUMMARY REPORT

EMMET COUNTY
PRESIDENTIAL PRIMARY
MARCH 8, 2016
REPUBLICAN PARTY

UNOFFICIAL RESULTS

RUN DATE:03/08/16 10:36 PM

REPORT-EL45 PAGE 002

VOTES PERCENT

PRESIDENT OF THE UNITED STATES

Vote for not more than 1

(WITH 23 OF 23 PRECINCTS COUNTED)

| | | |
|---------------------------|-------|-------|
| Jeb Bush. | 54 | .85 |
| Ben Carson | 106 | 1.66 |
| Chris Christie. | 22 | .34 |
| Ted Cruz. | 1,564 | 24.50 |
| Carly Fiorina | 9 | .14 |
| Lindsey Graham. | 1 | .02 |
| Mike Huckabee | 10 | .16 |
| John R. Kasich. | 1,557 | 24.39 |
| George Pataki | 2 | .03 |
| Rand Paul | 20 | .31 |
| Marco Rubio. | 677 | 10.61 |
| Rick Santorum | 11 | .17 |
| Donald J. Trump | 2,244 | 35.16 |
| Uncommitted. | 104 | 1.63 |
| WRITE-IN. | 2 | .03 |
| Total | 6,383 | |

SUMMARY REPORT

RUN DATE:03/08/16 10:36 PM

EMMET COUNTY
PRESIDENTIAL PRIMARY
MARCH 8, 2016
DEMOCRATIC PARTY

UNOFFICIAL RESULTS

REPORT-EL45 PAGE 003

VOTES PERCENT

PRESIDENT OF THE UNITED STATES

Vote for not more than 1

(WITH 23 OF 23 PRECINCTS COUNTED)

| | | |
|------------------------------------|-------|-------|
| Hillary Clinton | 1,369 | 33.91 |
| Roque Rocky De La Fuente | 3 | .07 |
| Martin J. O'Malley | 8 | .20 |
| Bernie Sanders. | 2,589 | 64.13 |
| Uncommitted. | 68 | 1.68 |
| WRITE-IN. | 0 | |
| Total | 4,037 | |

PRECINCT REPORT

RUN DATE:03/08/16 10:32 PM

0001 Bear Creek - Precinct 1

EMMET COUNTY
PRESIDENTIAL PRIMARY
MARCH 8, 2016
STATISTICS

UNOFFICIAL RESULTS

REPORT-EL30

PAGE 0001-01

VOTES PERCENT

| | |
|-------------------------------------|-------|
| REGISTERED VOTERS - TOTAL | 538 |
| BALLOTS CAST - TOTAL | 225 |
| VOTER TURNOUT - TOTAL | 41.82 |

PRECINCT REPORT

RUN DATE:03/08/16 10:32 PM

0001 Bear Creek - Precinct 1

EMMET COUNTY
PRESIDENTIAL PRIMARY
MARCH 8, 2016
REPUBLICAN PARTY

UNOFFICIAL RESULTS

REPORT-EL30

PAGE 0001-02

VOTES PERCENT

PRESIDENT OF THE UNITED STATES

Vote for not more than 1

| | | |
|---------------------------|-----|-------|
| Jeb Bush. | 5 | 3.68 |
| Ben Carson | 4 | 2.94 |
| Chris Christie. | 1 | .74 |
| Ted Cruz. | 38 | 27.94 |
| Carly Fiorina | 0 | |
| Lindsey Graham. | 0 | |
| Mike Huckabee | 0 | |
| John R. Kasich. | 23 | 16.91 |
| George Pataki | 0 | |
| Rand Paul | 0 | |
| Marco Rubio. | 20 | 14.71 |
| Rick Santorum | 0 | |
| Donald J. Trump | 40 | 29.41 |
| Uncommitted. | 5 | 3.68 |
| WRITE-IN. | 0 | |
| Total | 136 | |

PRECINCT REPORT

EMMET COUNTY
PRESIDENTIAL PRIMARY
MARCH 8, 2016
DEMOCRATIC PARTY

UNOFFICIAL RESULTS

RUN DATE:03/08/16 10:32 PM

REPORT-EL30 PAGE 0001-03

0001 Bear Creek - Precinct 1

VOTES PERCENT

PRESIDENT OF THE UNITED STATES

Vote for not more than 1

| | | |
|------------------------------------|----|-------|
| Hillary Clinton | 33 | 37.08 |
| Roque Rocky De La Fuente | 0 | |
| Martin J. O'Malley | 0 | |
| Bernie Sanders. | 56 | 62.92 |
| Uncommitted. | 0 | |
| WRITE-IN. | 0 | |
| Total | 89 | |

PRECINCT REPORT

EMMET COUNTY
PRESIDENTIAL PRIMARY
MARCH 8, 2016
STATISTICS

UNOFFICIAL RESULTS

RUN DATE:03/08/16 10:32 PM

REPORT-EL30 PAGE 0002-01

3002 Bear Creek - Precinct 2

| | VOTES | PERCENT |
|-------------------------------------|-------|---------|
| REGISTERED VOTERS - TOTAL | 1860 | |
| BALLOTS CAST - TOTAL | 801 | |
| VOTER TURNOUT - TOTAL | | 43.06 |

PRECINCT REPORT

EMMET COUNTY
PRESIDENTIAL PRIMARY
MARCH 8, 2016
REPUBLICAN PARTY

UNOFFICIAL RESULTS

RUN DATE:03/08/16 10:32 PM

REPORT-EL30

PAGE 0002-02

0002 Bear Creek - Precinct 2

VOTES PERCENT

PRESIDENT OF THE UNITED STATES

Note for not more than 1

| | | |
|---------------------------|-----|-------|
| Jeb Bush. | 3 | .64 |
| Ben Carson | 14 | 2.99 |
| Chris Christie. | 4 | .85 |
| Ted Cruz. | 96 | 20.47 |
| Carly Fiorina | 0 | |
| Lindsey Graham. | 0 | |
| Mike Huckabee | 1 | .21 |
| John R. Kasich. | 135 | 28.78 |
| George Pataki | 0 | |
| Rand Paul | 4 | .85 |
| Marco Rubio. | 55 | 11.73 |
| Rick Santorum | 1 | .21 |
| Donald J. Trump | 147 | 31.34 |
| Uncommitted. | 9 | 1.92 |
| WRITE-IN. | 0 | |
| Total | 469 | |

PRECINCT REPORT

EMMET COUNTY
PRESIDENTIAL PRIMARY
MARCH 8, 2016
DEMOCRATIC PARTY

UNOFFICIAL RESULTS

RUN DATE:03/08/16 10:32 PM

REPORT-EL30

PAGE 0002-03

0002 Bear Creek - Precinct 2

VOTES PERCENT

PRESIDENT OF THE UNITED STATES

Vote for not more than 1

| | | |
|------------------------------------|-----|-------|
| Hillary Clinton | 122 | 36.97 |
| Roque Rocky De La Fuente | 0 | |
| Martin J. O'Malley | 1 | .30 |
| Bernie Sanders. | 196 | 59.39 |
| Uncommitted. | 11 | 3.33 |
| WRITE-IN. | 0 | |
| Total | 330 | |

PRECINCT REPORT

EMMET COUNTY
PRESIDENTIAL PRIMARY
MARCH 8, 2016
STATISTICS

UNOFFICIAL RESULTS

RUN DATE:03/08/16 10:32 PM

REPORT-EL30

PAGE 0003-01

0003 Bear Creek - Precinct 3

VOTES PERCENT

| | |
|-------------------------------------|-------|
| REGISTERED VOTERS - TOTAL | 2779 |
| BALLOTS CAST - TOTAL | 1041 |
| VOTER TURNOUT - TOTAL | 37.46 |

PRECINCT REPORT

EMMET COUNTY
PRESIDENTIAL PRIMARY
MARCH 8, 2016
REPUBLICAN PARTY

UNOFFICIAL RESULTS

RUN DATE:03/08/16 10:32 PM

REPORT-EL30 PAGE 0003-02

0003 Bear Creek - Precinct 3

VOTES PERCENT

PRESIDENT OF THE UNITED STATES

Vote for not more than 1

| | | |
|---------------------------|-----|-------|
| Jeb Bush. | 7 | 1.11 |
| Ben Carson | 21 | 3.32 |
| Chris Christie. | 3 | .47 |
| Ted Cruz. | 167 | 26.42 |
| Carly Fiorina | 5 | .79 |
| Lindsey Graham. | 0 | |
| Mike Huckabee | 2 | .32 |
| John R. Kasich. | 114 | 18.04 |
| George Pataki | 0 | |
| Rand Paul | 1 | .16 |
| Marco Rubio. | 72 | 11.39 |
| Rick Santorum | 1 | .16 |
| Donald J. Trump | 220 | 34.81 |
| Uncommitted. | 19 | 3.01 |
| WRITE-IN. | 0 | |
| Total | 632 | |

PRECINCT REPORT

EMMET COUNTY
PRESIDENTIAL PRIMARY
MARCH 8, 2016
DEMOCRATIC PARTY

UNOFFICIAL RESULTS

RUN DATE:03/08/16 10:32 PM

REPORT-EL30

PAGE 0003-03

0003 Bear Creek - Precinct 3

VOTES PERCENT

PRESIDENT OF THE UNITED STATES

Vote for not more than 1

| | | |
|------------------------------------|-----|-------|
| Hillary Clinton | 161 | 39.66 |
| Roque Rocky De La Fuente | 1 | .25 |
| Martin J. O'Malley | 2 | .49 |
| Bernie Sanders. | 226 | 55.67 |
| Uncommitted. | 16 | 3.94 |
| WRITE-IN. | 0 | |
| Total | 406 | |

PRECINCT REPORT

EMMET COUNTY
PRESIDENTIAL PRIMARY
MARCH 8, 2016
STATISTICS

UNOFFICIAL RESULTS

RUN DATE:03/08/16 10:32 PM

REPORT-EL30

PAGE 0004-01

0004 Bliss

VOTES PERCENT

| | |
|-------------------------------------|-------|
| REGISTERED VOTERS - TOTAL | 494 |
| BALLOTS CAST - TOTAL | 220 |
| VOTER TURNOUT - TOTAL | 44.53 |

PRECINCT REPORT

EMMET COUNTY
PRESIDENTIAL PRIMARY
MARCH 8, 2016
REPUBLICAN PARTY

UNOFFICIAL RESULTS

RUN DATE:03/08/16 10:32 PM

REPORT-EL30

PAGE 0004-02

0004 Bliss

VOTES PERCENT

PRESIDENT OF THE UNITED STATES

Vote for not more than 1

| | | |
|---------------------------|-----|-------|
| Jeb Bush. | 1 | .77 |
| Ben Carson | 1 | .77 |
| Chris Christie. | 0 | |
| Ted Cruz. | 52 | 40.00 |
| Carly Fiorina | 0 | |
| Lindsey Graham. | 0 | |
| Mike Huckabee | 0 | |
| John R. Kasich. | 19 | 14.62 |
| George Pataki | 0 | |
| Rand Paul | 0 | |
| Marco Rubio. | 6 | 4.62 |
| Rick Santorum | 0 | |
| Donald J. Trump | 51 | 39.23 |
| Uncommitted. | 0 | |
| WRITE-IN. | 0 | |
| Total | 130 | |

PRECINCT REPORT

RUN DATE:03/08/16 10:32 PM

EMMET COUNTY
PRESIDENTIAL PRIMARY
MARCH 8, 2016
DEMOCRATIC PARTY

UNOFFICIAL RESULTS

REPORT-EL30

PAGE 0004-03

0004 Bliss

VOTES PERCENT

PRESIDENT OF THE UNITED STATES

Vote for not more than 1

| | | |
|------------------------------------|----|-------|
| Hillary Clinton | 22 | 24.72 |
| Roque Rocky De La Fuente | 0 | |
| Martin J. O'Malley | 0 | |
| Bernie Sanders. | 67 | 75.28 |
| Uncommitted. | 0 | |
| WRITE-IN. | 0 | |
| Total | 89 | |

PRECINCT REPORT

RUN DATE:03/08/16 10:32 PM

0005 Carp Lake

EMMET COUNTY
PRESIDENTIAL PRIMARY
MARCH 8, 2016
STATISTICS

UNOFFICIAL RESULTS

REPORT-EL30

PAGE 0005-01

VOTES PERCENT

| | |
|-------------------------------------|-------|
| REGISTERED VOTERS - TOTAL | 618 |
| BALLOTS CAST - TOTAL | 208 |
| VOTER TURNOUT - TOTAL | 33.66 |

PRECINCT REPORT

EMMET COUNTY
PRESIDENTIAL PRIMARY
MARCH 8, 2016
REPUBLICAN PARTY

UNOFFICIAL RESULTS

RUN DATE:03/08/16 10:32 PM

REPORT-EL30

PAGE 0005-02

0005 Carp Lake

VOTES PERCENT

PRESIDENT OF THE UNITED STATES

Vote for not more than 1

| | | |
|---------------------------|-----|-------|
| Jeb Bush. | 0 | |
| Ben Carson | 3 | 2.36 |
| Chris Christie. | 0 | |
| Ted Cruz. | 38 | 29.92 |
| Carly Fiorina | 0 | |
| Lindsey Graham. | 0 | |
| Mike Huckabee | 0 | |
| John R. Kasich. | 23 | 18.11 |
| George Pataki | 0 | |
| Rand Paul | 1 | .79 |
| Marco Rubio. | 2 | 1.57 |
| Rick Santorum | 0 | |
| Donald J. Trump | 59 | 46.46 |
| Uncommitted. | 1 | .79 |
| WRITE-IN. | 0 | |
| Total | 127 | |

PRECINCT REPORT

RUN DATE:03/08/16 10:32 PM

0005 Carp Lake

EMMET COUNTY
PRESIDENTIAL PRIMARY
MARCH 8, 2016
DEMOCRATIC PARTY

UNOFFICIAL RESULTS

REPORT-EL30

PAGE 0005-03

VOTES PERCENT

PRESIDENT OF THE UNITED STATES

Vote for not more than 1

| | | |
|------------------------------------|----|-------|
| Hillary Clinton | 30 | 37.50 |
| Roque Rocky De La Fuente | 0 | |
| Martin J. O'Malley | 0 | |
| Bernie Sanders. | 50 | 62.50 |
| Uncommitted. | 0 | |
| WRITE-IN. | 0 | |
| Total | 80 | |

PRECINCT REPORT

RUN DATE:03/08/16 10:32 PM

EMMET COUNTY
PRESIDENTIAL PRIMARY
MARCH 8, 2016
STATISTICS

UNOFFICIAL RESULTS

REPORT-EL30

PAGE 0006-01

0006 Center

VOTES PERCENT

| | |
|-------------------------------------|-------|
| REGISTERED VOTERS - TOTAL | 437 |
| BALLOTS CAST - TOTAL | 165 |
| VOTER TURNOUT - TOTAL | 37.76 |

PRECINCT REPORT

EMMET COUNTY
PRESIDENTIAL PRIMARY
MARCH 8, 2016
REPUBLICAN PARTY

UNOFFICIAL RESULTS

RUN DATE:03/08/16 10:32 PM

REPORT-EL30

PAGE 0006-02

0006 Center

VOTES PERCENT

PRESIDENT OF THE UNITED STATES

Vote for not more than 1

| | | |
|---------------------------|-----|-------|
| Jeb Bush. | 0 | |
| Ben Carson | 0 | |
| Chris Christie. | 1 | 1.00 |
| Ted Cruz. | 17 | 17.00 |
| Carly Fiorina | 0 | |
| Lindsey Graham. | 0 | |
| Mike Huckabee | 0 | |
| John R. Kasich. | 24 | 24.00 |
| George Pataki | 0 | |
| Rand Paul | 1 | 1.00 |
| Marco Rubio. | 11 | 11.00 |
| Rick Santorum | 0 | |
| Donald J. Trump | 46 | 46.00 |
| Uncommitted. | 0 | |
| WRITE-IN. | 0 | |
| Total | 100 | |

PRECINCT REPORT

EMMET COUNTY
PRESIDENTIAL PRIMARY
MARCH 8, 2016
DEMOCRATIC PARTY

UNOFFICIAL RESULTS

RUN DATE:03/08/16 10:32 PM

REPORT-EL30

PAGE 0006-03

0006 Center

VOTES PERCENT

PRESIDENT OF THE UNITED STATES

Vote for not more than 1

| | | |
|------------------------------------|----|-------|
| Hillary Clinton | 13 | 20.31 |
| Roque Rocky De La Fuente | 0 | |
| Martin J. O'Malley | 0 | |
| Bernie Sanders. | 51 | 79.69 |
| Uncommitted. | 0 | |
| WRITE-IN. | 0 | |
| Total | 64 | |

PRECINCT REPORT

RUN DATE:03/08/16 10:32 PM

0007 Cross Village

EMMET COUNTY
PRESIDENTIAL PRIMARY
MARCH 8, 2016
STATISTICS

UNOFFICIAL RESULTS

REPORT-EL30

PAGE 0007-01

VOTES PERCENT

| | |
|-------------------------------------|-------|
| REGISTERED VOTERS - TOTAL | 222 |
| BALLOTS CAST - TOTAL | 103 |
| VOTER TURNOUT - TOTAL | 46.40 |

PRECINCT REPORT

RUN DATE:03/08/16 10:32 PM

0007 Cross Village

EMMET COUNTY
PRESIDENTIAL PRIMARY
MARCH 8, 2016
REPUBLICAN PARTY

UNOFFICIAL RESULTS

REPORT-EL30

PAGE 0007-02

VOTES PERCENT

PRESIDENT OF THE UNITED STATES

Vote for not more than 1

| | | |
|---------------------------|----|-------|
| Jeb Bush. | 1 | 1.56 |
| Ben Carson | 0 | |
| Chris Christie. | 0 | |
| Ted Cruz. | 20 | 31.25 |
| Carly Fiorina | 0 | |
| Lindsey Graham. | 0 | |
| Mike Huckabee | 0 | |
| John R. Kasich. | 19 | 29.69 |
| George Pataki | 0 | |
| Rand Paul | 0 | |
| Marco Rubio. | 5 | 7.81 |
| Rick Santorum | 0 | |
| Donald J. Trump | 17 | 26.56 |
| Uncommitted. | 2 | 3.13 |
| WRITE-IN. | 0 | |
| Total | 64 | |

PRECINCT REPORT

RUN DATE:03/08/16 10:32 PM

EMMET COUNTY
PRESIDENTIAL PRIMARY
MARCH 8, 2016
DEMOCRATIC PARTY

UNOFFICIAL RESULTS

REPORT-EL30

PAGE 0007-03

0007 Cross Village

VOTES PERCENT

PRESIDENT OF THE UNITED STATES

Vote for not more than 1

| | | |
|------------------------------------|----|-------|
| Hillary Clinton | 11 | 28.21 |
| Roque Rocky De La Fuente | 0 | |
| Martin J. O'Malley | 0 | |
| Bernie Sanders. | 28 | 71.79 |
| Uncommitted. | 0 | |
| WRITE-IN. | 0 | |
| Total | 39 | |

PRECINCT REPORT

EMMET COUNTY
PRESIDENTIAL PRIMARY
MARCH 8, 2016
STATISTICS

UNOFFICIAL RESULTS

RUN DATE:03/08/16 10:32 PM

REPORT-EL30

PAGE 0008-01

0008 Friendship

VOTES PERCENT

| | |
|-------------------------------------|-------|
| REGISTERED VOTERS - TOTAL | 738 |
| BALLOTS CAST - TOTAL | 275 |
| VOTER TURNOUT - TOTAL | 37.26 |

PRECINCT REPORT

RUN DATE:03/08/16 10:32 PM

0008 Friendship

EMMET COUNTY
PRESIDENTIAL PRIMARY
MARCH 8, 2016
REPUBLICAN PARTY

UNOFFICIAL RESULTS

REPORT-EL30

PAGE 0008-02

VOTES PERCENT

PRESIDENT OF THE UNITED STATES

Vote for not more than 1

| | | |
|---------------------------|-----|-------|
| Jeb Bush. | 1 | .58 |
| Ben Carson | 2 | 1.17 |
| Chris Christie. | 0 | |
| Ted Cruz. | 42 | 24.56 |
| Carly Fiorina | 0 | |
| Lindsey Graham. | 0 | |
| Mike Huckabee | 0 | |
| John R. Kasich. | 59 | 34.50 |
| George Pataki | 0 | |
| Rand Paul | 0 | |
| Marco Rubio. | 8 | 4.68 |
| Rick Santorum | 0 | |
| Donald J. Trump | 58 | 33.92 |
| Uncommitted. | 1 | .58 |
| WRITE-IN. | 0 | |
| Total | 171 | |

PRECINCT REPORT

RUN DATE:03/08/16 10:32 PM

0008 Friendship

EMMET COUNTY
PRESIDENTIAL PRIMARY
MARCH 8, 2016
DEMOCRATIC PARTY

UNOFFICIAL RESULTS

REPORT-EL30

PAGE 0008-03

VOTES PERCENT

PRESIDENT OF THE UNITED STATES

Vote for not more than 1

| | | |
|------------------------------------|-----|-------|
| Hillary Clinton | 36 | 34.62 |
| Roque Rocky De La Fuente | 0 | |
| Martin J. O'Malley | 0 | |
| Bernie Sanders. | 68 | 65.38 |
| Uncommitted. | 0 | |
| WRITE-IN. | 0 | |
| Total | 104 | |

PRECINCT REPORT

EMMET COUNTY
PRESIDENTIAL PRIMARY
MARCH 8, 2016
STATISTICS

UNOFFICIAL RESULTS

RUN DATE:03/08/16 10:32 PM

REPORT-EL30

PAGE 0009-01

0009 City of Harbor Springs

VOTES PERCENT

| | |
|-------------------------------------|-------|
| REGISTERED VOTERS - TOTAL | 1119 |
| BALLOTS CAST - TOTAL | 474 |
| VOTER TURNOUT - TOTAL | 42.36 |

PRECINCT REPORT

RUN DATE:03/08/16 10:32 PM

EMMET COUNTY
PRESIDENTIAL PRIMARY
MARCH 8, 2016
REPUBLICAN PARTY

UNOFFICIAL RESULTS

REPORT-EL30

PAGE 0009-02

0009 City of Harbor Springs

VOTES PERCENT

PRESIDENT OF THE UNITED STATES

Vote for not more than 1

| | | |
|---------------------------|-----|-------|
| Jeb Bush. | 2 | .72 |
| Ben Carson | 2 | .72 |
| Chris Christie. | 0 | |
| Ted Cruz. | 49 | 17.75 |
| Carly Fiorina | 0 | |
| Lindsey Graham. | 0 | |
| Mike Huckabee | 0 | |
| John R. Kasich. | 88 | 31.88 |
| George Pataki | 0 | |
| Rand Paul | 0 | |
| Marco Rubio. | 39 | 14.13 |
| Rick Santorum | 0 | |
| Donald J. Trump | 92 | 33.33 |
| Uncommitted. | 4 | 1.45 |
| WRITE-IN. | 0 | |
| Total | 276 | |

PRECINCT REPORT

EMMET COUNTY
PRESIDENTIAL PRIMARY
MARCH 8, 2016
DEMOCRATIC PARTY

UNOFFICIAL RESULTS

RUN DATE:03/08/16 10:32 PM

REPORT-EL30 PAGE 0009-03

0009 City of Harbor Springs

VOTES PERCENT

PRESIDENT OF THE UNITED STATES

Vote for not more than 1

| | | |
|------------------------------------|-----|-------|
| Hillary Clinton | 79 | 40.10 |
| Roque Rocky De La Fuente | 0 | |
| Martin J. O'Malley | 0 | |
| Bernie Sanders. | 117 | 59.39 |
| Uncommitted. | 1 | .51 |
| WRITE-IN. | 0 | |
| Total | 197 | |

PRECINCT REPORT

RUN DATE:03/08/16 10:32 PM

0010 Little Traverse

EMMET COUNTY
PRESIDENTIAL PRIMARY
MARCH 8, 2016
STATISTICS

UNOFFICIAL RESULTS

REPORT-EL30

PAGE 0010-01

VOTES PERCENT

| | |
|---------------------------|-------|
| REGISTERED VOTERS - TOTAL | 2240 |
| BALLOTS CAST - TOTAL | 873 |
| VOTER TURNOUT - TOTAL | 38.97 |

PRECINCT REPORT

RUN DATE:03/08/16 10:32 PM

0010 Little Traverse

EMMET COUNTY
PRESIDENTIAL PRIMARY
MARCH 8, 2016
REPUBLICAN PARTY

UNOFFICIAL RESULTS

REPORT-EL30

PAGE 0010-02

VOTES PERCENT

PRESIDENT OF THE UNITED STATES

Vote for not more than 1

| | | |
|---------------------------|-----|-------|
| Jeb Bush. | 1 | .18 |
| Ben Carson | 6 | 1.09 |
| Chris Christie. | 0 | |
| Ted Cruz. | 124 | 22.55 |
| Carly Fiorina | 1 | .18 |
| Lindsey Graham. | 0 | |
| Mike Huckabee | 0 | |
| John R. Kasich. | 158 | 28.73 |
| George Pataki | 0 | |
| Rand Paul | 2 | .36 |
| Marco Rubio. | 53 | 9.64 |
| Rick Santorum | 2 | .36 |
| Donald J. Trump | 193 | 35.09 |
| Uncommitted. | 10 | 1.82 |
| WRITE-IN. | 0 | |
| Total | 550 | |

PRECINCT REPORT

EMMET COUNTY
PRESIDENTIAL PRIMARY
MARCH 8, 2016
DEMOCRATIC PARTY

UNOFFICIAL RESULTS

RUN DATE:03/08/16 10:32 PM

REPORT-EL30

PAGE 0010-03

0010 Little Traverse

VOTES PERCENT

PRESIDENT OF THE UNITED STATES

vote for not more than 1

| | | |
|------------------------------------|-----|-------|
| Hillary Clinton | 110 | 34.16 |
| Roque Rocky De La Fuente | 0 | |
| Martin J. O'Malley | 0 | |
| Bernie Sanders. | 211 | 65.53 |
| Uncommitted. | 1 | .31 |
| WRITE-IN. | 0 | |
| Total | 322 | |

PRECINCT REPORT

EMMET COUNTY
PRESIDENTIAL PRIMARY
MARCH 8, 2016
STATISTICS

UNOFFICIAL RESULTS

RUN DATE:03/08/16 10:32 PM

REPORT-EL30

PAGE 0011-01

0011 Littlefield

VOTES PERCENT

| | |
|-------------------------------------|-------|
| REGISTERED VOTERS - TOTAL | 2426 |
| BALLOTS CAST - TOTAL | 653 |
| VOTER TURNOUT - TOTAL | 26.92 |

PRECINCT REPORT

RUN DATE:03/08/16 10:32 PM

0011 Littlefield

EMMET COUNTY
PRESIDENTIAL PRIMARY
MARCH 8, 2016
REPUBLICAN PARTY

UNOFFICIAL RESULTS

REPORT-EL30

PAGE 0011-02

VOTES PERCENT

PRESIDENT OF THE UNITED STATES

Vote for not more than 1

| | | |
|---------------------------|-----|-------|
| Jeb Bush. | 2 | .50 |
| Ben Carson | 3 | .75 |
| Chris Christie. | 0 | |
| Ted Cruz. | 121 | 30.17 |
| Carly Fiorina | 1 | .25 |
| Lindsey Graham. | 0 | |
| Mike Huckabee | 1 | .25 |
| John R. Kasich. | 73 | 18.20 |
| George Pataki | 0 | |
| Rand Paul | 0 | |
| Marco Rubio. | 44 | 10.97 |
| Rick Santorum | 0 | |
| Donald J. Trump | 153 | 38.15 |
| Uncommitted. | 3 | .75 |
| WRITE-IN. | 0 | |
| Total | 401 | |

PRECINCT REPORT

RUN DATE:03/08/16 10:32 PM

0011 Littlefield

EMMET COUNTY
PRESIDENTIAL PRIMARY
MARCH 8, 2016
DEMOCRATIC PARTY

UNOFFICIAL RESULTS

REPORT-EL30

PAGE 0011-03

VOTES PERCENT

PRESIDENT OF THE UNITED STATES

Vote for not more than 1

| | | |
|------------------------------------|-----|-------|
| Hillary Clinton | 75 | 30.12 |
| Roque Rocky De La Fuente | 0 | |
| Martin J. O'Malley | 0 | |
| Bernie Sanders. | 172 | 69.08 |
| Uncommitted. | 2 | .80 |
| WRITE-IN. | 0 | |
| Total | 249 | |

PRECINCT REPORT

EMMET COUNTY
PRESIDENTIAL PRIMARY
MARCH 8, 2016
STATISTICS

UNOFFICIAL RESULTS

RUN DATE:03/08/16 10:32 PM

REPORT-EL30

PAGE 0012-01

0012 Maple River

VOTES PERCENT

| | |
|-------------------------------------|-------|
| REGISTERED VOTERS - TOTAL | 987 |
| BALLOTS CAST - TOTAL | 346 |
| VOTER TURNOUT - TOTAL | 35.06 |

PRECINCT REPORT

EMMET COUNTY
PRESIDENTIAL PRIMARY
MARCH 8, 2016
REPUBLICAN PARTY

UNOFFICIAL RESULTS

RUN DATE:03/08/16 10:32 PM

REPORT-EL30 PAGE 0012-02

0012 Maple River

VOTES PERCENT

PRESIDENT OF THE UNITED STATES

Vote for not more than 1

| | | |
|---------------------------|-----|-------|
| Jeb Bush. | 2 | .88 |
| Ben Carson | 5 | 2.21 |
| Chris Christie. | 0 | |
| Ted Cruz. | 74 | 32.74 |
| Carly Fiorina | 0 | |
| Lindsey Graham. | 0 | |
| Mike Huckabee | 1 | .44 |
| John R. Kasich. | 34 | 15.04 |
| George Pataki | 0 | |
| Rand Paul | 0 | |
| Marco Rubio. | 15 | 6.64 |
| Rick Santorum | 3 | 1.33 |
| Donald J. Trump | 92 | 40.71 |
| Uncommitted. | 0 | |
| WRITE-IN. | 0 | |
| Total | 226 | |

PRECINCT REPORT

RUN DATE:03/08/16 10:32 PM

0012 Maple River

EMMET COUNTY
PRESIDENTIAL PRIMARY
MARCH 8, 2016
DEMOCRATIC PARTY

UNOFFICIAL RESULTS

REPORT-EL30

PAGE 0012-03

VOTES PERCENT

PRESIDENT OF THE UNITED STATES

Vote for not more than 1

| | | |
|------------------------------------|-----|-------|
| Hillary Clinton | 34 | 28.33 |
| Roque Rocky De La Fuente | 0 | |
| Martin J. O'Malley | 1 | .83 |
| Bernie Sanders. | 85 | 70.83 |
| Uncommitted. | 0 | |
| WRITE-IN. | 0 | |
| Total | 120 | |

PRECINCT REPORT

EMMET COUNTY
PRESIDENTIAL PRIMARY
MARCH 8, 2016
STATISTICS

UNOFFICIAL RESULTS

RUN DATE:03/08/16 10:32 PM

REPORT-EL30 PAGE 0013-01

0013 McKinley

VOTES PERCENT

| | |
|-------------------------------------|-------|
| REGISTERED VOTERS - TOTAL | 965 |
| BALLOTS CAST - TOTAL | 305 |
| VOTER TURNOUT - TOTAL | 31.61 |

PRECINCT REPORT

RUN DATE:03/08/16 10:32 PM

0013 McKinley

EMMET COUNTY
PRESIDENTIAL PRIMARY
MARCH 8, 2016
REPUBLICAN PARTY

UNOFFICIAL RESULTS

REPORT-EL30

PAGE 0013-02

VOTES PERCENT

PRESIDENT OF THE UNITED STATES

Vote for not more than 1

| | | |
|---------------------------|-----|-------|
| Jeb Bush. | 2 | .97 |
| Ben Carson | 4 | 1.94 |
| Chris Christie. | 0 | |
| Ted Cruz. | 69 | 33.50 |
| Carly Fiorina | 0 | |
| Lindsey Graham. | 0 | |
| Mike Huckabee | 0 | |
| John R. Kasich. | 29 | 14.08 |
| George Pataki | 0 | |
| Rand Paul | 2 | .97 |
| Marco Rubio. | 11 | 5.34 |
| Rick Santorum | 0 | |
| Donald J. Trump | 87 | 42.23 |
| Uncommitted. | 2 | .97 |
| WRITE-IN. | 0 | |
| Total | 206 | |

PRECINCT REPORT

EMMET COUNTY
PRESIDENTIAL PRIMARY
MARCH 8, 2016
DEMOCRATIC PARTY

UNOFFICIAL RESULTS

RUN DATE:03/08/16 10:32 PM

REPORT-EL30

PAGE 0013-03

0013 McKinley

VOTES PERCENT

PRESIDENT OF THE UNITED STATES

Vote for not more than 1

| | | |
|------------------------------------|----|-------|
| Hillary Clinton | 26 | 26.26 |
| Roque Rocky De La Fuente | 0 | |
| Martin J. O'Malley | 0 | |
| Bernie Sanders. | 73 | 73.74 |
| Uncommitted. | 0 | |
| WRITE-IN. | 0 | |
| Total | 99 | |

PRECINCT REPORT

RUN DATE:03/08/16 10:32 PM

0014 City of Petoskey - PCT 1

EMMET COUNTY
PRESIDENTIAL PRIMARY
MARCH 8, 2016
STATISTICS

UNOFFICIAL RESULTS

REPORT-EL30

PAGE 0014-01

VOTES PERCENT

| | |
|-------------------------------------|-------|
| REGISTERED VOTERS - TOTAL | 1056 |
| BALLOTS CAST - TOTAL | 381 |
| VOTER TURNOUT - TOTAL | 36.08 |

PRECINCT REPORT

RUN DATE:03/08/16 10:32 PM

0014 City of Petoskey - PCT 1

EMMET COUNTY
PRESIDENTIAL PRIMARY
MARCH 8, 2016
REPUBLICAN PARTY

UNOFFICIAL RESULTS

REPORT-EL30

PAGE 0014-02

VOTES PERCENT

PRESIDENT OF THE UNITED STATES

Vote for not more than 1

| | | |
|---------------------------|-----|-------|
| Jeb Bush. | 4 | 2.15 |
| Ben Carson | 8 | 4.30 |
| Chris Christie. | 2 | 1.08 |
| Ted Cruz. | 38 | 20.43 |
| Carly Fiorina | 0 | |
| Lindsey Graham. | 0 | |
| Mike Huckabee | 0 | |
| John R. Kasich. | 65 | 34.95 |
| George Pataki | 0 | |
| Rand Paul | 0 | |
| Marco Rubio. | 20 | 10.75 |
| Rick Santorum | 0 | |
| Donald J. Trump | 47 | 25.27 |
| Uncommitted. | 1 | .54 |
| WRITE-IN. | 1 | .54 |
| Total | 186 | |

PRECINCT REPORT

RUN DATE:03/08/16 10:32 PM

0014 City of Petoskey - PCT 1

EMMET COUNTY
PRESIDENTIAL PRIMARY
MARCH 8, 2016
DEMOCRATIC PARTY

UNOFFICIAL RESULTS

REPORT-EL30

PAGE 0014-03

VOTES PERCENT

PRESIDENT OF THE UNITED STATES

Vote for not more than 1

| | | |
|------------------------------------|-----|-------|
| Hillary Clinton | 64 | 32.99 |
| Roque Rocky De La Fuente | 0 | |
| Martin J. O'Malley | 0 | |
| Bernie Sanders. | 127 | 65.46 |
| Uncommitted. | 3 | 1.55 |
| WRITE-IN. | 0 | |
| Total | 194 | |

PRECINCT REPORT

EMMET COUNTY
PRESIDENTIAL PRIMARY
MARCH 8, 2016
STATISTICS

UNOFFICIAL RESULTS

RUN DATE:03/08/16 10:32 PM

REPORT-EL30

PAGE 0015-01

0015 City of Petoskey - PCT 2

VOTES PERCENT

| | |
|---------------------------|-------|
| REGISTERED VOTERS - TOTAL | 1142 |
| BALLOTS CAST - TOTAL | 534 |
| VOTER TURNOUT - TOTAL | 46.76 |

PRECINCT REPORT

EMMET COUNTY
PRESIDENTIAL PRIMARY
MARCH 8, 2016
REPUBLICAN PARTY

UNOFFICIAL RESULTS

RUN DATE:03/08/16 10:32 PM

REPORT-EL30

PAGE 0015-02

0015 City of Petoskey - PCT 2

VOTES PERCENT

PRESIDENT OF THE UNITED STATES

Vote for not more than 1

| | | |
|---------------------------|-----|-------|
| Jeb Bush. | 5 | 2.09 |
| Ben Carson | 5 | 2.09 |
| Chris Christie. | 0 | |
| Ted Cruz. | 52 | 21.76 |
| Carly Fiorina | 0 | |
| Lindsey Graham. | 0 | |
| Mike Huckabee | 0 | |
| John R. Kasich. | 81 | 33.89 |
| George Pataki | 0 | |
| Rand Paul | 1 | .42 |
| Marco Rubio. | 22 | 9.21 |
| Rick Santorum | 0 | |
| Donald J. Trump | 68 | 28.45 |
| Uncommitted. | 5 | 2.09 |
| WRITE-IN. | 0 | |
| Total | 239 | |

PRECINCT REPORT

EMMET COUNTY
PRESIDENTIAL PRIMARY
MARCH 8, 2016
DEMOCRATIC PARTY

UNOFFICIAL RESULTS

RUN DATE:03/08/16 10:32 PM

REPORT-EL30

PAGE 0015-03

0015 City of Petoskey - PCT 2

VOTES PERCENT

PRESIDENT OF THE UNITED STATES.

Vote for not more than 1

| | | |
|------------------------------------|-----|-------|
| Hillary Clinton | 89 | 30.38 |
| Roque Rocky De La Fuente | 0 | |
| Martin J. O'Malley | 0 | |
| Bernie Sanders. | 199 | 67.92 |
| Uncommitted. | 5 | 1.71 |
| WRITE-IN. | 0 | |
| Total | 293 | |

PRECINCT REPORT

EMMET COUNTY
PRESIDENTIAL PRIMARY
MARCH 8, 2016
STATISTICS

UNOFFICIAL RESULTS

RUN DATE:03/08/16 10:32 PM

REPORT-EL30

PAGE 0016-01

0016 City of Petoskey - PCT 3

VOTES PERCENT

| | |
|-------------------------------------|-------|
| REGISTERED VOTERS - TOTAL | 1478 |
| BALLOTS CAST - TOTAL | 538 |
| VOTER TURNOUT - TOTAL | 36.40 |

PRECINCT REPORT

RUN DATE:03/08/16 10:32 PM

0016 City of Petoskey - PCT 3

EMMET COUNTY
PRESIDENTIAL PRIMARY
MARCH 8, 2016
REPUBLICAN PARTY

UNOFFICIAL RESULTS

REPORT-EL30

PAGE 0016-02

VOTES PERCENT

PRESIDENT OF THE UNITED STATES

Vote for not more than 1

| | | |
|---------------------------|-----|-------|
| Jeb Bush. | 4 | 1.25 |
| Ben Carson | 3 | .93 |
| Chris Christie. | 5 | 1.56 |
| Ted Cruz. | 59 | 18.38 |
| Carly Fiorina | 1 | .31 |
| Lindsey Graham. | 0 | |
| Mike Huckabee | 0 | |
| John R. Kasich. | 74 | 23.05 |
| George Pataki | 0 | |
| Rand Paul | 2 | .62 |
| Marco Rubio. | 47 | 14.64 |
| Rick Santorum | 0 | |
| Donald J. Trump | 121 | 37.69 |
| Uncommitted. | 5 | 1.56 |
| WRITE-IN. | 0 | |
| Total | 321 | |

PRECINCT REPORT

RUN DATE:03/08/16 10:32 PM

0016 City of Petoskey - PCT 3

EMMET COUNTY
PRESIDENTIAL PRIMARY
MARCH 8, 2016
DEMOCRATIC PARTY

UNOFFICIAL RESULTS

REPORT-EL30

PAGE 0016-03

VOTES PERCENT

PRESIDENT OF THE UNITED STATES

Vote for not more than 1

| | | |
|------------------------------------|-----|-------|
| Hillary Clinton | 75 | 34.72 |
| Roque Rocky De La Fuente | 1 | .46 |
| Martin J. O'Malley | 1 | .46 |
| Bernie Sanders. | 134 | 62.04 |
| Uncommitted. | 5 | 2.31 |
| WRITE-IN. | 0 | |
| Total | 216 | |

PRECINCT REPORT

EMMET COUNTY
PRESIDENTIAL PRIMARY
MARCH 8, 2016
STATISTICS

UNOFFICIAL RESULTS

RUN DATE:03/08/16 10:32 PM

REPORT-EL30 PAGE 0017-01

0017 City of Petoskey - PCT 4

VOTES PERCENT

| | |
|-------------------------------------|-------|
| REGISTERED VOTERS - TOTAL | 1176 |
| BALLOTS CAST - TOTAL | 359 |
| VOTER TURNOUT - TOTAL | 30.53 |

PRECINCT REPORT

RUN DATE:03/08/16 10:32 PM

0017 City of Petoskey - PCT 4

EMMET COUNTY
PRESIDENTIAL PRIMARY
MARCH 8, 2016
REPUBLICAN PARTY

UNOFFICIAL RESULTS

REPORT-EL30

PAGE 0017-02

VOTES PERCENT

PRESIDENT OF THE UNITED STATES

Vote for not more than 1

| | | |
|---------------------------|-----|-------|
| Jeb Bush. | 1 | .63 |
| Ben Carson | 5 | 3.14 |
| Chris Christie. | 1 | .63 |
| Ted Cruz. | 50 | 31.45 |
| Carly Fiorina | 0 | |
| Lindsey Graham. | 0 | |
| Mike Huckabee | 0 | |
| John R. Kasich. | 24 | 15.09 |
| George Pataki | 1 | .63 |
| Rand Paul | 1 | .63 |
| Marco Rubio. | 12 | 7.55 |
| Rick Santorum | 0 | |
| Donald J. Trump | 61 | 38.36 |
| Uncommitted. | 3 | 1.89 |
| WRITE-IN. | 0 | |
| Total | 159 | |

PRECINCT REPORT

EMMET COUNTY
PRESIDENTIAL PRIMARY
MARCH 8, 2016
DEMOCRATIC PARTY

UNOFFICIAL RESULTS

RUN DATE:03/08/16 10:32 PM

REPORT-EL30

PAGE 0017-03

0017 City of Petoskey - PCT 4

VOTES PERCENT

PRESIDENT OF THE UNITED STATES

Vote for not more than 1

| | | |
|------------------------------------|-----|-------|
| Hillary Clinton | 51 | 25.63 |
| Roque Rocky De La Fuente | 0 | |
| Martin J. O'Malley | 0 | |
| Bernie Sanders. | 144 | 72.36 |
| Uncommitted. | 4 | 2.01 |
| WRITE-IN. | 0 | |
| Total | 199 | |

PRECINCT REPORT

EMMET COUNTY
PRESIDENTIAL PRIMARY
MARCH 8, 2016
STATISTICS

UNOFFICIAL RESULTS

RUN DATE:03/08/16 10:32 PM

REPORT-EL30

PAGE 0018-01

0018 Pleasantview

VOTES PERCENT

| | |
|-------------------------------------|-------|
| REGISTERED VOTERS - TOTAL | 755 |
| BALLOTS CAST - TOTAL | 277 |
| VOTER TURNOUT - TOTAL | 36.69 |

PRECINCT REPORT

RUN DATE:03/08/16 10:32 PM

EMMET COUNTY
PRESIDENTIAL PRIMARY
MARCH 8, 2016
REPUBLICAN PARTY

UNOFFICIAL RESULTS

REPORT-EL30

PAGE 0018-02

0018 Pleasantview

VOTES PERCENT

PRESIDENT OF THE UNITED STATES

Vote for not more than 1

| | | |
|---------------------------|-----|-------|
| Jeb Bush. | 0 | |
| Ben Carson | 1 | .57 |
| Chris Christie. | 0 | |
| Ted Cruz. | 33 | 18.86 |
| Carly Fiorina | 0 | |
| Lindsey Graham. | 0 | |
| Mike Huckabee | 1 | .57 |
| John R. Kasich. | 45 | 25.71 |
| George Pataki | 0 | |
| Rand Paul | 0 | |
| Marco Rubio. | 19 | 10.86 |
| Rick Santorum | 0 | |
| Donald J. Trump | 71 | 40.57 |
| Uncommitted. | 4 | 2.29 |
| WRITE-IN. | 1 | .57 |
| Total | 175 | |

PRECINCT REPORT

RUN DATE:03/08/16 10:32 PM

0018 Pleasantview

EMMET COUNTY
PRESIDENTIAL PRIMARY
MARCH 8, 2016
DEMOCRATIC PARTY

UNOFFICIAL RESULTS

REPORT-EL30

PAGE 0018-03

VOTES PERCENT

PRESIDENT OF THE UNITED STATES

Vote for not more than 1

| | | |
|------------------------------------|-----|-------|
| Hillary Clinton | 30 | 29.41 |
| Roque Rocky De La Fuente | 0 | |
| Martin J. O'Malley | 1 | .98 |
| Bernie Sanders. | 70 | 68.63 |
| Uncommitted. | 1 | .98 |
| WRITE-IN. | 0 | |
| Total | 102 | |

PRECINCT REPORT

EMMET COUNTY
PRESIDENTIAL PRIMARY
MARCH 8, 2016
STATISTICS

UNOFFICIAL RESULTS

RUN DATE:03/08/16 10:32 PM

REPORT-EL30 PAGE 0019-01

0019 Readmond

VOTES PERCENT

| | |
|-------------------------------------|-------|
| REGISTERED VOTERS - TOTAL | 514 |
| BALLOTS CAST - TOTAL | 204 |
| VOTER TURNOUT - TOTAL | 39.69 |

PRECINCT REPORT

RUN DATE:03/08/16 10:32 PM

0019 Readmond

EMMET COUNTY
PRESIDENTIAL PRIMARY
MARCH 8, 2016
REPUBLICAN PARTY

UNOFFICIAL RESULTS

REPORT-EL30

PAGE 0019-02

VOTES PERCENT

PRESIDENT OF THE UNITED STATES

Vote for not more than 1

| | | |
|---------------------------|-----|-------|
| Jeb Bush. | 0 | |
| Ben Carson | 0 | |
| Chris Christie. | 0 | |
| Ted Cruz. | 30 | 24.59 |
| Carly Fiorina | 0 | |
| Lindsey Graham. | 0 | |
| Mike Huckabee | 0 | |
| John R. Kasich. | 40 | 32.79 |
| George Pataki | 0 | |
| Rand Paul | 0 | |
| Marco Rubio. | 10 | 8.20 |
| Rick Santorum | 0 | |
| Donald J. Trump | 42 | 34.43 |
| Uncommitted. | 0 | |
| WRITE-IN. | 0 | |
| Total | 122 | |

PRECINCT REPORT

EMMET COUNTY
PRESIDENTIAL PRIMARY
MARCH 8, 2016
DEMOCRATIC PARTY

UNOFFICIAL RESULTS

RUN DATE:03/08/16 10:32 PM

REPORT-EL30

PAGE 0019-03

0019 Readmond

VOTES PERCENT

PRESIDENT OF THE UNITED STATES

Vote for not more than 1

| | | |
|------------------------------------|----|-------|
| Hillary Clinton | 14 | 17.28 |
| Roque Rocky De La Fuente | 0 | |
| Martin J. O'Malley | 0 | |
| Bernie Sanders. | 67 | 82.72 |
| Uncommitted. | 0 | |
| WRITE-IN. | 0 | |
| Total | 81 | |

PRECINCT REPORT

EMMET COUNTY
PRESIDENTIAL PRIMARY
MARCH 8, 2016
STATISTICS

UNOFFICIAL RESULTS

UN DATE:03/08/16 10:32 PM

REPORT-EL30

PAGE 0020-01

020 Resort

VOTES PERCENT

| | |
|-------------------------------------|-------|
| REGISTERED VOTERS - TOTAL | 2390 |
| BALLOTS CAST - TOTAL | 886 |
| VOTER TURNOUT - TOTAL | 37.07 |

PRECINCT REPORT

EMMET COUNTY
PRESIDENTIAL PRIMARY
MARCH 8, 2016
REPUBLICAN PARTY

UNOFFICIAL RESULTS

RUN DATE:03/08/16 10:32 PM

REPORT-EL30

PAGE 0020-02

0020 Resort

VOTES PERCENT

PRESIDENT OF THE UNITED STATES

Vote for not more than 1

| | | |
|---------------------------|-----|-------|
| Jeb Bush. | 2 | .33 |
| Ben Carson | 5 | .83 |
| Chris Christie. | 1 | .17 |
| Ted Cruz. | 164 | 27.20 |
| Carly Fiorina | 1 | .17 |
| Lindsey Graham. | 0 | |
| Mike Huckabee | 1 | .17 |
| John R. Kasich. | 152 | 25.21 |
| George Pataki | 1 | .17 |
| Rand Paul | 4 | .66 |
| Marco Rubio. | 76 | 12.60 |
| Rick Santorum | 1 | .17 |
| Donald J. Trump | 190 | 31.51 |
| Uncommitted. | 5 | .83 |
| WRITE-IN. | 0 | |
| Total | 603 | |

PRECINCT REPORT

EMMET COUNTY
PRESIDENTIAL PRIMARY
MARCH 8, 2016
DEMOCRATIC PARTY

UNOFFICIAL RESULTS

RUN DATE:03/08/16 10:32 PM

REPORT-EL30

PAGE 0020-03

0020 Resort

VOTES PERCENT

PRESIDENT OF THE UNITED STATES

Vote for not more than 1

| | | |
|------------------------------------|-----|-------|
| Hillary Clinton | 104 | 37.01 |
| Roque Rocky De La Fuente | 1 | .36 |
| Martin J. O'Malley | 0 | |
| Bernie Sanders. | 173 | 61.57 |
| Uncommitted. | 3 | 1.07 |
| WRITE-IN. | 0 | |
| Total | 281 | |

PRECINCT REPORT

RUN DATE:03/08/16 10:32 PM

EMMET COUNTY
PRESIDENTIAL PRIMARY
MARCH 8, 2016
STATISTICS

UNOFFICIAL RESULTS

REPORT-EL30

PAGE 0021-01

0021 Springvale

VOTES · PERCENT

| | |
|-------------------------------------|-------|
| REGISTERED VOTERS · TOTAL | 1643 |
| BALLOTS CAST · TOTAL | 625 |
| VOTER TURNOUT · TOTAL | 38.04 |

PRECINCT REPORT

RUN DATE:03/08/16 10:32 PM

0021 Springvale

EMMET COUNTY
PRESIDENTIAL PRIMARY
MARCH 8, 2016
REPUBLICAN PARTY

UNOFFICIAL RESULTS

REPORT-EL30

PAGE 0021-02

VOTES PERCENT

PRESIDENT OF THE UNITED STATES

Vote for not more than 1

| | | |
|---------------------------|-----|-------|
| Jeb Bush. | 1 | .23 |
| Ben Carson | 2 | .47 |
| Chris Christie. | 0 | |
| Ted Cruz. | 124 | 29.11 |
| Carly Fiorina | 0 | |
| Lindsey Graham. | 0 | |
| Mike Huckabee | 3 | .70 |
| John R. Kasich. | 98 | 23.00 |
| George Pataki | 0 | |
| Rand Paul | 0 | |
| Marco Rubio. | 41 | 9.62 |
| Rick Santorum | 0 | |
| Donald J. Trump | 147 | 34.51 |
| Uncommitted. | 10 | 2.35 |
| WRITE-IN. | 0 | |
| Total | 426 | |

PRECINCT REPORT

RUN DATE:03/08/16 10:32 PM

0021 Springvale

EMMET COUNTY
PRESIDENTIAL PRIMARY
MARCH 8, 2016
DEMOCRATIC PARTY

UNOFFICIAL RESULTS

REPORT-EL30

PAGE 0021-03

VOTES PERCENT

PRESIDENT OF THE UNITED STATES

Vote for not more than 1

| | | |
|------------------------------------|-----|-------|
| Hillary Clinton | 61 | 30.81 |
| Roque Rocky De La Fuente | 0 | |
| Martin J. O'Malley | 1 | .51 |
| Bernie Sanders. | 126 | 63.64 |
| Uncommitted. | 10 | 5.05 |
| WRITE-IN. | 0 | |
| Total | 198 | |

PRECINCT REPORT

RUN DATE:03/08/16 10:32 PM

EMMET COUNTY
PRESIDENTIAL PRIMARY
MARCH 8, 2016
STATISTICS

UNOFFICIAL RESULTS

REPORT-EL30

PAGE 0022-01

0022 Wawatam

VOTES PERCENT

| | |
|-------------------------------------|-------|
| REGISTERED VOTERS - TOTAL | 600 |
| BALLOTS CAST - TOTAL | 257 |
| VOTER TURNOUT - TOTAL | 42.83 |

PRECINCT REPORT

EMMET COUNTY
PRESIDENTIAL PRIMARY
MARCH 8, 2016
REPUBLICAN PARTY

UNOFFICIAL RESULTS

RUN DATE:03/08/16 10:32 PM

REPORT-EL30

PAGE 0022.02

0022 Wawatam

VOTES PERCENT

PRESIDENT OF THE UNITED STATES

Vote for not more than 1

| | | |
|---------------------------|-----|-------|
| Jeb Bush. | 3 | 1.69 |
| Ben Carson | 2 | 1.13 |
| Chris Christie. | 2 | 1.13 |
| Ted Cruz. | 42 | 23.73 |
| Carly Fiorina | 0 | |
| Lindsey Graham. | 1 | .56 |
| Mike Huckabee | 0 | |
| John R. Kasich. | 35 | 19.77 |
| George Pataki | 0 | |
| Rand Paul | 0 | |
| Marco Rubio. | 17 | 9.60 |
| Rick Santorum | 1 | .56 |
| Donald J. Trump | 68 | 38.42 |
| Uncommitted. | 6 | 3.39 |
| WRITE-IN. | 0 | |
| Total | 177 | |

PRECINCT REPORT

RUN DATE:03/08/16 10:32 PM

0022 Wawatam

EMMET COUNTY
PRESIDENTIAL PRIMARY
MARCH 8, 2016
DEMOCRATIC PARTY

UNOFFICIAL RESULTS

REPORT-EL30

PAGE 0022-03

VOTES PERCENT

PRESIDENT OF THE UNITED STATES

Vote for not more than 1

| | | |
|------------------------------------|----|-------|
| Hillary Clinton | 36 | 45.57 |
| Roque Rocky De La Fuente | 0 | |
| Martin J. O'Malley | 1 | 1.27 |
| Bernie Sanders. | 38 | 48.10 |
| Uncommitted. | 4 | 5.06 |
| WRITE-IN. | 0 | |
| Total | 79 | |

PRECINCT REPORT

RUN DATE:03/08/16 10:32 PM

0023 West Traverse

EMMET COUNTY
PRESIDENTIAL PRIMARY
MARCH 8, 2016
STATISTICS

UNOFFICIAL RESULTS

REPORT-EL30

PAGE 0023-01

VOTES PERCENT

| | |
|-------------------------------------|-------|
| REGISTERED VOTERS - TOTAL | 1651 |
| BALLOTS CAST - TOTAL | 694 |
| VOTER TURNOUT - TOTAL | 42.04 |

PRECINCT REPORT

RUN DATE:03/08/16 10:32 PM

0023 West Traverse

EMMET COUNTY
PRESIDENTIAL PRIMARY
MARCH 8, 2016
REPUBLICAN PARTY

UNOFFICIAL RESULTS

REPORT-EL30

PAGE 0023-02

VOTES PERCENT

PRESIDENT OF THE UNITED STATES

Vote for not more than 1

| | | |
|---------------------------|-----|-------|
| Jeb Bush. | 7 | 1.44 |
| Ben Carson | 10 | 2.05 |
| Chris Christie. | 2 | .41 |
| Ted Cruz. | 65 | 13.35 |
| Carly Fiorina | 0 | |
| Lindsey Graham. | 0 | |
| Mike Huckabee | 0 | |
| John R. Kasich. | 145 | 29.77 |
| George Pataki | 0 | |
| Rand Paul | 1 | .21 |
| Marco Rubio. | 72 | 14.78 |
| Rick Santorum | 2 | .41 |
| Donald J. Trump | 174 | 35.73 |
| Uncommitted. | 9 | 1.85 |
| WRITE-IN. | 0 | |
| Total | 487 | |

PRECINCT REPORT

RUN DATE:03/08/16 10:32 PM

0023 West Traverse

EMMET COUNTY
PRESIDENTIAL PRIMARY
MARCH 8, 2016
DEMOCRATIC PARTY

UNOFFICIAL RESULTS

REPORT-EL30

PAGE 0023-03

VOTES PERCENT

PRESIDENT OF THE UNITED STATES

Vote for not more than 1

| | | |
|------------------------------------|-----|-------|
| Hillary Clinton | 93 | 45.15 |
| Roque Rocky De La Fuente | 0 | |
| Martin J. O'Malley | 0 | |
| Bernie Sanders. | 111 | 53.88 |
| Uncommitted. | 2 | .97 |
| WRITE-IN. | 0 | |
| Total | 206 | |

NUMBERED KEY CANVASS

RUN DATE:03/15/16 09:24 AM

GENESEE COUNTY, MICHIGAN
2016 PRESIDENTIAL PRIMARY
MARCH 8, 2016
STATISTICS

OFFICIAL RESULTS

REPORT-EL52

PAGE 0001

WITH 227 OF 227 PRECINCTS REPORTING

01 = REGISTERED VOTERS - TOTAL
02 = BALLOTS CAST - TOTAL

TOTAL PERCENT
324,745
101,171

03 = VOTER TURNOUT - TOTAL

TOTAL PERCENT
31.15

01 02 03

| | | | |
|----------------------|------|-----|-------|
| 0101 Argentine Twp 1 | 2203 | 745 | 33.82 |
| 0102 Argentine Twp 2 | 2326 | 835 | 35.90 |
| 0103 Argentine Twp 3 | 626 | 242 | 38.66 |
| 0201 Atlas Twp 1 | 1832 | 769 | 41.98 |
| 0202 Atlas Twp 2 | 1050 | 473 | 45.05 |
| 0203 Atlas Twp 3 | 1858 | 798 | 42.95 |
| 0204 Atlas Twp 4 | 1311 | 542 | 41.34 |
| 0301 Burton 1 | 2057 | 604 | 29.36 |
| 0302 Burton 2 | 2028 | 456 | 22.49 |
| 0303 Burton 3 | 2574 | 827 | 32.13 |
| 0304 Burton 4 | 2484 | 496 | 19.97 |
| 0305 Burton 5 | 1624 | 477 | 29.37 |
| 0306 Burton 6 | 1833 | 325 | 17.73 |
| 0307 Burton 7 | 2123 | 547 | 25.77 |
| 0308 Burton 8 | 1836 | 707 | 38.51 |
| 0309 Burton 9 | 954 | 343 | 35.95 |
| 0310 Burton 10 | 2623 | 763 | 29.09 |
| 0311 Burton 11 | 1531 | 554 | 36.19 |
| 0312 Burton 12 | 1607 | 508 | 31.61 |
| 0401 Clayton Twp 1 | 1918 | 785 | 40.93 |
| 0402 Clayton Twp 2 | 1628 | 636 | 39.07 |
| 0403 Clayton Twp 3 | 1124 | 414 | 36.83 |
| 0404 Clayton Twp 4 | 1186 | 382 | 32.21 |
| 0501 Clio 1 | 1960 | 566 | 28.88 |
| 0601 Davison 1 | 990 | 299 | 30.20 |
| 0602 Davison 2 | 1019 | 309 | 30.32 |
| 0603 Davison 3 | 1200 | 385 | 32.08 |
| 0604 Davison 4 | 984 | 339 | 34.45 |
| 0701 Davison Twp 1 | 1885 | 640 | 33.95 |
| 0702 Davison Twp 2 | 1762 | 745 | 42.28 |
| 0703 Davison Twp 3 | 1431 | 520 | 36.34 |
| 0704 Davison Twp 4 | 1816 | 667 | 36.73 |
| 0705 Davison Twp 5 | 1961 | 530 | 27.03 |
| 0706 Davison Twp 6 | 2275 | 662 | 29.10 |
| 0707 Davison Twp 7 | 1466 | 531 | 36.22 |
| 0708 Davison Twp 8 | 997 | 407 | 40.82 |
| 0709 Davison Twp 9 | 1620 | 574 | 35.43 |
| 0801 Fenton 1 | 1871 | 562 | 30.04 |
| 0802 Fenton 2 | 1820 | 595 | 32.69 |
| 0803 Fenton 3 | 1502 | 539 | 35.89 |
| 0804 Fenton 4 | 2254 | 587 | 26.04 |
| 0805 Fenton 5 | 1992 | 480 | 24.10 |
| 0901 Fenton Twp 1 | 1824 | 570 | 31.25 |
| 0902 Fenton Twp 2 | 1699 | 592 | 34.84 |
| 0903 Fenton Twp 3 | 2772 | 987 | 35.61 |
| 0904 Fenton Twp 4 | 2366 | 808 | 34.15 |
| 0905 Fenton Twp 5 | 2507 | 804 | 32.07 |
| 0906 Fenton Twp 6 | 1625 | 526 | 32.37 |
| 1001 Flint 1 | 1762 | 515 | 29.23 |
| 1002 Flint 2 | 1680 | 448 | 26.67 |
| 1003 Flint 3 | 917 | 213 | 23.23 |
| 1004 Flint 4 | 1930 | 487 | 25.23 |
| 1005 Flint 5 | 1505 | 302 | 20.07 |
| 1006 Flint 6 | 1511 | 371 | 24.55 |
| 1007 Flint 7 | 789 | 170 | 21.55 |

RECEIVED/FILED
MICHIGAN DEPT OF STATE
2016 MAR 16 PM 3:50
ELECTIONS/GREAT SEAL

WITH 227 OF 227 PRECINCTS REPORTING

01 = REGISTERED VOTERS - TOTAL
02 = BALLOTS CAST - TOTALTOTAL PERCENT
324.745
101.171

03 = VOTER TURNOUT - TOTAL

TOTAL PERCENT
31.15

(CONTINUED FROM PREVIOUS PAGE)

| | 01 | 02 | 03 |
|------------------|------|-----|-------|
| 1008 Flint 8 | 1344 | 437 | 32.51 |
| 1009 Flint 9 | 854 | 222 | 26.00 |
| 1010 Flint 10 | 1329 | 305 | 22.95 |
| 1011 Flint 11 | 1259 | 324 | 25.73 |
| 1012 Flint 12 | 1024 | 306 | 29.88 |
| 1013 Flint 13 | 124 | 35 | 28.23 |
| 1014 Flint 14 | 1408 | 330 | 23.44 |
| 1015 Flint 15 | 693 | 154 | 22.22 |
| 1016 Flint 16 | 1776 | 401 | 22.58 |
| 1017 Flint 17 | 1034 | 228 | 22.05 |
| 1018 Flint 18 | 669 | 116 | 17.34 |
| 1019 Flint 19 | 1047 | 140 | 13.37 |
| 1020 Flint 20 | 1174 | 252 | 21.47 |
| 1021 Flint 21 | 1196 | 180 | 15.05 |
| 1022 Flint 22 | 1889 | 475 | 25.15 |
| 1023 Flint 23 | 1282 | 175 | 13.65 |
| 1024 Flint 24 | 1258 | 181 | 14.39 |
| 1025 Flint 25 | 1794 | 403 | 22.46 |
| 1026 Flint 26 | 1168 | 192 | 16.44 |
| 1027 Flint 27 | 261 | 33 | 12.64 |
| 1028 Flint 28 | 1432 | 343 | 23.95 |
| 1029 Flint 29 | 1947 | 482 | 24.76 |
| 1030 Flint 30 | 236 | 16 | 6.78 |
| 1031 Flint 31 | 1509 | 234 | 15.51 |
| 1032 Flint 32 | 564 | 124 | 21.99 |
| 1033 Flint 33 | 349 | 54 | 15.47 |
| 1034 Flint 34 | 207 | 28 | 13.53 |
| 1035 Flint 35 | 290 | 53 | 18.28 |
| 1036 Flint 36 | 104 | 19 | 18.27 |
| 1037 Flint 37 | 1088 | 221 | 20.31 |
| 1038 Flint 38 | 371 | 63 | 16.98 |
| 1039 Flint 39 | 1194 | 310 | 25.96 |
| 1040 Flint 40 | 1789 | 625 | 34.94 |
| 1041 Flint 41 | 1247 | 287 | 23.02 |
| 1042 Flint 42 | 1233 | 400 | 32.44 |
| 1043 Flint 43 | 498 | 99 | 19.88 |
| 1044 Flint 44 | 1409 | 353 | 25.05 |
| 1045 Flint 45 | 2287 | 616 | 26.93 |
| 1046 Flint 46 | 1220 | 487 | 39.92 |
| 1047 Flint 47 | 589 | 170 | 28.86 |
| 1048 Flint 48 | 1251 | 532 | 42.53 |
| 1049 Flint 49 | 2087 | 720 | 34.50 |
| 1050 Flint 50 | 1807 | 527 | 29.16 |
| 1051 Flint 51 | 1386 | 476 | 34.34 |
| 1052 Flint 52 | 1731 | 337 | 19.47 |
| 1053 Flint 53 | 1540 | 326 | 21.17 |
| 1054 Flint 54 | 544 | 146 | 26.84 |
| 1055 Flint 55 | 1715 | 322 | 18.78 |
| 1056 Flint 56 | 2046 | 675 | 32.99 |
| 1057 Flint 57 | 2084 | 499 | 23.94 |
| 1058 Flint 58 | 1901 | 338 | 17.78 |
| 1059 Flint 59 | 1067 | 158 | 14.81 |
| 1060 Flint 60 | 1949 | 548 | 28.12 |
| 1061 Flint 61 | 1467 | 140 | 9.54 |
| 1101 Flint Twp 1 | 1785 | 807 | 45.21 |
| 1102 Flint Twp 2 | 1417 | 494 | 34.86 |

WITH 227 OF 227 PRECINCTS REPORTING

01 = REGISTERED VOTERS - TOTAL

TOTAL PERCENT

324,745

02 = BALLOTS CAST - TOTAL

101,171

03 = VOTER TURNOUT - TOTAL

TOTAL PERCENT

31.15

(CONTINUED FROM PREVIOUS PAGE)

01 02 03

| | | | |
|-------------------------|------|--------|-------|
| 1103 Flint Twp 3 | 2112 | . 656 | 31.06 |
| 1104 Flint Twp 4 | 2229 | . 801 | 35.94 |
| 1105 Flint Twp 5 | 1955 | . 755 | 38.62 |
| 1106 Flint Twp 6 | 2921 | . 659 | 22.56 |
| 1107 Flint Twp 7 | 1837 | . 599 | 32.61 |
| 1108 Flint Twp 8 | 156 | . 34 | 21.79 |
| 1109 Flint Twp 9 | 2533 | . 463 | 18.28 |
| 1110 Flint Twp 10 | 1044 | . 356 | 34.10 |
| 1111 Flint Twp 11 | 1028 | . 328 | 31.91 |
| 1112 Flint Twp 12 | 1484 | . 407 | 27.43 |
| 1113 Flint Twp 13 | 985 | . 358 | 36.35 |
| 1114 Flint Twp 14 | 1811 | . 514 | 28.38 |
| 1115 Flint Twp 15 | 1602 | . 500 | 31.21 |
| 1201 Flushing 1 | 1092 | . 387 | 35.44 |
| 1202 Flushing 2 | 1101 | . 415 | 37.69 |
| 1203 Flushing 3 | 1400 | . 507 | 36.21 |
| 1204 Flushing 4 | 1445 | . 590 | 40.83 |
| 1205 Flushing 5 | 1584 | . 596 | 37.63 |
| 1301 Flushing Twp 1 | 1358 | . 484 | 35.64 |
| 1302 Flushing Twp 2 | 1679 | . 649 | 38.65 |
| 1303 Flushing Twp 3 | 1326 | . 496 | 37.41 |
| 1304 Flushing Twp 4 | 762 | . 304 | 39.90 |
| 1305 Flushing Twp 5 | 1178 | . 438 | 37.18 |
| 1306 Flushing Twp 6 | 1076 | . 338 | 31.41 |
| 1307 Flushing Twp 7 | 1082 | . 413 | 38.17 |
| 1401 Forest Twp 1 | 957 | . 379 | 39.60 |
| 1402 Forest Twp 2 | 1653 | . 551 | 33.33 |
| 1403 Forest Twp 3 | 1230 | . 474 | 38.54 |
| 1501 Gaines Twp 1 | 1542 | . 584 | 37.87 |
| 1502 Gaines Twp 2 | 1122 | . 401 | 35.74 |
| 1503 Gaines Twp 3 | 841 | . 315 | 37.46 |
| 1504 Gaines Twp 4 | 1687 | . 609 | 36.10 |
| 1601 Genesee Twp 1 | 1404 | . 350 | 24.93 |
| 1602 Genesee Twp 2 | 1554 | . 346 | 22.27 |
| 1603 Genesee Twp 3 | 1442 | . 442 | 30.65 |
| 1604 Genesee Twp 4 | 1993 | . 671 | 33.67 |
| 1605 Genesee Twp 5 | 1240 | . 369 | 29.76 |
| 1606 Genesee Twp 6 | 2397 | . 609 | 25.41 |
| 1607 Genesee Twp 7 | 1629 | . 567 | 34.81 |
| 1608 Genesee Twp 8 | 2378 | . 821 | 34.52 |
| 1609 Genesee Twp 9 | 1986 | . 622 | 31.32 |
| 1701 Grand Blanc 1 | 1155 | . 543 | 47.01 |
| 1702 Grand Blanc 2 | 1331 | . 468 | 35.16 |
| 1703 Grand Blanc 3 | 1471 | . 674 | 45.82 |
| 1704 Grand Blanc 4 | 1945 | . 654 | 33.62 |
| 1801 Grand Blanc Twp 1 | 2308 | . 895 | 38.78 |
| 1802 Grand Blanc Twp 2 | 1317 | . 360 | 27.33 |
| 1803 Grand Blanc Twp 3 | 1458 | . 463 | 31.76 |
| 1804 Grand Blanc Twp 4 | 1891 | . 688 | 36.38 |
| 1805 Grand Blanc Twp 5 | 2507 | . 878 | 35.02 |
| 1806 Grand Blanc Twp 6 | 2757 | . 1018 | 36.92 |
| 1807 Grand Blanc Twp 7 | 1165 | . 530 | 45.49 |
| 1808 Grand Blanc Twp 8 | 2229 | . 871 | 39.08 |
| 1809 Grand Blanc Twp 9 | 1895 | . 797 | 42.06 |
| 1810 Grand Blanc Twp 10 | 2234 | . 924 | 41.36 |
| 1811 Grand Blanc Twp 11 | 1443 | . 360 | 24.95 |

WITH 227 OF 227 PRECINCTS REPORTING

01 = REGISTERED VOTERS - TOTAL

TOTAL PERCENT
324,745

02 = BALLOTS CAST - TOTAL

101,171

03 = VOTER TURNOUT - TOTAL

TOTAL PERCENT
31.15

(CONTINUED FROM PREVIOUS PAGE)

| | 01 | 02 | 03 |
|-------------------------|------|-------|-------|
| 1812 Grand Blanc Twp 12 | 1535 | . 425 | 27.69 |
| 1813 Grand Blanc Twp 13 | 1446 | . 546 | 37.76 |
| 1814 Grand Blanc Twp 14 | 2134 | . 769 | 36.04 |
| 1815 Grand Blanc Twp 15 | 1701 | . 613 | 36.04 |
| 1901 Linden 1 | 1273 | . 486 | 38.18 |
| 1902 Linden 2 | 1739 | . 671 | 38.59 |
| 2001 Montrose 1 | 1312 | . 361 | 27.52 |
| 2101 Montrose Twp 1 | 1150 | . 301 | 26.17 |
| 2102 Montrose Twp 2 | 1084 | . 266 | 24.54 |
| 2103 Montrose Twp 3 | 1294 | . 349 | 26.97 |
| 2104 Montrose Twp 4 | 1224 | . 393 | 32.11 |
| 2201 Mt. Morris 1 | 904 | . 213 | 23.56 |
| 2202 Mt. Morris 2 | 1452 | . 308 | 21.21 |
| 2301 Mt. Morris Twp 1 | 1040 | . 262 | 25.19 |
| 2302 Mt. Morris Twp 2 | 1309 | . 203 | 15.51 |
| 2303 Mt. Morris Twp 3 | 1477 | . 351 | 23.76 |
| 2304 Mt. Morris Twp 4 | 1399 | . 221 | 15.80 |
| 2306 Mt. Morris Twp 6 | 1127 | . 350 | 31.06 |
| 2308 Mt. Morris Twp 8 | 631 | . 128 | 20.29 |
| 2309 Mt. Morris Twp 9 | 968 | . 247 | 25.52 |
| 2310 Mt. Morris Twp 10 | 1221 | . 357 | 29.24 |
| 2311 Mt. Morris Twp 11 | 1369 | . 410 | 29.95 |
| 2312 Mt. Morris Twp 12 | 1509 | . 383 | 25.38 |
| 2313 Mt. Morris Twp 13 | 1164 | . 485 | 41.67 |
| 2314 Mt. Morris Twp 14 | 1942 | . 621 | 31.98 |
| 2315 Mt. Morris Twp 15 | 1531 | . 476 | 31.09 |
| 2401 Mundy Twp 1 | 2190 | . 791 | 36.12 |
| 2402 Mundy Twp 2 | 1389 | . 498 | 35.85 |
| 2403 Mundy Twp 3 | 1331 | . 549 | 41.25 |
| 2404 Mundy Twp 4 | 1275 | . 557 | 43.69 |
| 2405 Mundy Twp 5 | 738 | . 315 | 42.68 |
| 2406 Mundy Twp 6 | 1545 | . 562 | 36.38 |
| 2407 Mundy Twp 7 | 1364 | . 530 | 38.86 |
| 2408 Mundy Twp 8 | 1266 | . 442 | 34.91 |
| 2409 Mundy Twp 9 | 974 | . 368 | 37.78 |
| 2501 Richfield Twp 1 | 1238 | . 438 | 35.38 |
| 2502 Richfield Twp 2 | 2448 | . 854 | 34.89 |
| 2503 Richfield Twp 3 | 2176 | . 715 | 32.86 |
| 2504 Richfield Twp 4 | 1114 | . 358 | 32.14 |
| 2601 Swartz Creek 1 | 1072 | . 453 | 42.26 |
| 2602 Swartz Creek 2 | 1338 | . 440 | 32.88 |
| 2603 Swartz Creek 3 | 1023 | . 367 | 35.87 |
| 2604 Swartz Creek 4 | 1200 | . 572 | 47.67 |
| 2701 Thetford Twp 1 | 1562 | . 426 | 27.27 |
| 2702 Thetford Twp 2 | 767 | . 290 | 37.81 |
| 2703 Thetford Twp 3 | 1346 | . 465 | 34.55 |
| 2704 Thetford Twp 4 | 1574 | . 569 | 36.15 |
| 2801 Vienna Twp 1 | 2039 | . 705 | 34.58 |
| 2802 Vienna Twp 2 | 2035 | . 671 | 32.97 |
| 2803 Vienna Twp 3 | 2563 | . 717 | 27.98 |
| 2804 Vienna Twp 4 | 1982 | . 630 | 31.79 |
| 2805 Vienna Twp 5 | 1369 | . 538 | 39.30 |

WITH 219 OF 219 PRECINCTS REPORTING

PRESIDENT

VOTES PERCENT

VOTES PERCENT

VOTE FOR 1

| | | | | | |
|---------------------|-------|-------|----------------------|--------|-------|
| 01 = Jeb Bush | 301 | .75 | 09 = George Pataki | 14 | .03 |
| 02 = Ben Carson | 760 | 1.89 | 10 = Rand Paul | 124 | .31 |
| 03 = Chris Christie | 82 | .20 | 11 = Marco Rubio | 3,630 | 9.04 |
| 04 = Ted Cruz | 9,828 | 24.48 | 12 = Rick Santorum | 67 | .17 |
| 05 = Carly Fiorina | 28 | .07 | 13 = Donald J. Trump | 16,757 | 41.75 |
| 06 = Lindsey Graham | 16 | .04 | 14 = Uncommitted | 683 | 1.70 |
| 07 = Mike Huckabee | 97 | .24 | 15 = WRITE-IN | 24 | .06 |
| 08 = John R. Kasich | 7,730 | 19.26 | 16 = OVER VOTES | 16 | |

| | 01 | 02 | 03 | 04 | 05 | 06 | 07 | 08 | 09 | 10 | 11 | 12 | 13 | 14 | 15 | 16 |
|----------------------|----|----|----|-----|----|----|----|-----|----|----|----|----|-----|----|----|----|
| 0101 Argentine Twp 1 | 1 | 5 | 0 | 90 | 0 | 0 | 2 | 105 | 0 | 4 | 36 | 1 | 217 | 12 | 0 | 0 |
| 0102 Argentine Twp 2 | 4 | 5 | 1 | 114 | 0 | 0 | 4 | 84 | 0 | 3 | 34 | 0 | 223 | 5 | 0 | 0 |
| 0103 Argentine Twp 3 | 0 | 2 | 1 | 44 | 0 | 0 | 0 | 23 | 0 | 1 | 14 | 1 | 60 | 2 | 0 | 0 |
| 0201 Atlas Twp 1 | 3 | 4 | 1 | 122 | 0 | 0 | 2 | 112 | 0 | 1 | 56 | 1 | 203 | 5 | 0 | 1 |
| 0202 Atlas Twp 2 | 0 | 5 | 0 | 58 | 0 | 0 | 0 | 57 | 0 | 3 | 25 | 0 | 133 | 5 | 0 | 0 |
| 0203 Atlas Twp 3 | 1 | 6 | 2 | 118 | 0 | 0 | 1 | 121 | 0 | 1 | 36 | 1 | 256 | 8 | 0 | 0 |
| 0204 Atlas Twp 4 | 1 | 2 | 0 | 54 | 2 | 1 | 0 | 68 | 0 | 1 | 25 | 0 | 145 | 11 | 0 | 0 |
| 0301 Burton 1 | 3 | 7 | 0 | 75 | 0 | 0 | 0 | 32 | 0 | 1 | 9 | 0 | 93 | 5 | 0 | 0 |
| 0302 Burton 2 | 0 | 4 | 0 | 33 | 0 | 0 | 0 | 16 | 1 | 0 | 12 | 1 | 87 | 2 | 0 | 0 |
| 0303 Burton 3 | 2 | 11 | 2 | 73 | 0 | 0 | 1 | 47 | 0 | 0 | 30 | 0 | 177 | 1 | 0 | 0 |
| 0304 Burton 4 | 2 | 5 | 0 | 28 | 0 | 0 | 1 | 16 | 0 | 0 | 17 | 1 | 85 | 2 | 0 | 0 |
| 0305 Burton 5 | 3 | 2 | 0 | 50 | 0 | 0 | 1 | 33 | 1 | 1 | 11 | 0 | 100 | 3 | 0 | 0 |
| 0306 Burton 6 | 1 | 2 | 0 | 19 | 1 | 0 | 0 | 10 | 0 | 1 | 8 | 0 | 53 | 0 | 0 | 0 |
| 0307 Burton 7 | 3 | 3 | 0 | 39 | 0 | 0 | 0 | 16 | 0 | 1 | 11 | 0 | 98 | 11 | 0 | 0 |
| 0308 Burton 8 | 3 | 3 | 0 | 94 | 0 | 0 | 0 | 81 | 0 | 0 | 32 | 0 | 145 | 5 | 0 | 0 |
| 0309 Burton 9 | 2 | 0 | 0 | 37 | 0 | 0 | 1 | 29 | 0 | 1 | 4 | 0 | 73 | 3 | 0 | 0 |
| 0310 Burton 10 | 3 | 10 | 0 | 88 | 0 | 1 | 0 | 60 | 0 | 2 | 19 | 0 | 129 | 6 | 0 | 0 |
| 0311 Burton 11 | 2 | 1 | 1 | 90 | 1 | 0 | 0 | 43 | 0 | 0 | 29 | 1 | 108 | 3 | 0 | 0 |
| 0312 Burton 12 | 3 | 9 | 1 | 72 | 1 | 0 | 0 | 32 | 0 | 1 | 11 | 1 | 112 | 1 | 0 | 0 |
| 0401 Clayton Twp 1 | 2 | 6 | 2 | 129 | 0 | 0 | 4 | 83 | 0 | 1 | 48 | 1 | 149 | 8 | 1 | 0 |
| 0402 Clayton Twp 2 | 3 | 6 | 0 | 80 | 0 | 0 | 3 | 72 | 0 | 2 | 38 | 0 | 109 | 6 | 0 | 0 |
| 0403 Clayton Twp 3 | 1 | 7 | 0 | 42 | 1 | 0 | 1 | 30 | 0 | 3 | 25 | 0 | 81 | 3 | 0 | 0 |
| 0404 Clayton Twp 4 | 1 | 4 | 1 | 54 | 1 | 0 | 0 | 35 | 0 | 0 | 12 | 1 | 80 | 0 | 0 | 0 |
| 0501 Clio 1 | 1 | 10 | 1 | 64 | 0 | 0 | 2 | 27 | 0 | 1 | 19 | 0 | 103 | 7 | 0 | 0 |
| 0601 Davison 1 | 1 | 5 | 0 | 44 | 0 | 0 | 1 | 26 | 0 | 1 | 19 | 1 | 47 | 1 | 0 | 0 |
| 0602 Davison 2 | 3 | 2 | 2 | 40 | 0 | 0 | 0 | 23 | 0 | 0 | 8 | 1 | 33 | 2 | 0 | 1 |
| 0603 Davison 3 | 1 | 4 | 2 | 46 | 0 | 0 | 1 | 39 | 0 | 0 | 20 | 0 | 62 | 1 | 0 | 0 |
| 0604 Davison 4 | 0 | 4 | 0 | 36 | 0 | 0 | 1 | 24 | 0 | 0 | 4 | 0 | 62 | 7 | 0 | 0 |
| 0701 Davison Twp 1 | 1 | 4 | 2 | 96 | 1 | 0 | 0 | 59 | 0 | 0 | 27 | 2 | 141 | 4 | 0 | 0 |
| 0702 Davison Twp 2 | 3 | 8 | 0 | 90 | 0 | 0 | 0 | 86 | 0 | 0 | 40 | 0 | 155 | 9 | 0 | 0 |
| 0703 Davison Twp 3 | 4 | 5 | 3 | 103 | 0 | 0 | 1 | 76 | 0 | 0 | 32 | 1 | 122 | 6 | 2 | 0 |
| 0704 Davison Twp 4 | 3 | 7 | 1 | 67 | 1 | 0 | 1 | 48 | 0 | 0 | 29 | 1 | 146 | 12 | 0 | 1 |
| 0705 Davison Twp 5 | 1 | 6 | 0 | 52 | 0 | 0 | 1 | 33 | 0 | 1 | 9 | 0 | 87 | 6 | 0 | 0 |
| 0706 Davison Twp 6 | 0 | 4 | 2 | 79 | 0 | 0 | 0 | 61 | 0 | 0 | 22 | 0 | 113 | 0 | 0 | 0 |
| 0707 Davison Twp 7 | 2 | 7 | 0 | 81 | 0 | 0 | 0 | 48 | 0 | 1 | 27 | 4 | 138 | 4 | 1 | 0 |
| 0708 Davison Twp 8 | 5 | 3 | 0 | 79 | 0 | 0 | 0 | 47 | 0 | 0 | 28 | 1 | 89 | 4 | 0 | 1 |
| 0709 Davison Twp 9 | 0 | 6 | 1 | 64 | 0 | 0 | 0 | 51 | 0 | 0 | 34 | 1 | 100 | 1 | 0 | 0 |
| 0801 Fenton 1 | 2 | 3 | 2 | 70 | 0 | 0 | 0 | 64 | 0 | 1 | 30 | 0 | 115 | 3 | 0 | 0 |
| 0802 Fenton 2 | 0 | 8 | 0 | 72 | 1 | 0 | 0 | 89 | 0 | 0 | 27 | 0 | 127 | 3 | 0 | 0 |
| 0803 Fenton 3 | 1 | 5 | 0 | 61 | 0 | 1 | 0 | 65 | 0 | 1 | 38 | 0 | 120 | 3 | 0 | 1 |
| 0804 Fenton 4 | 0 | 4 | 0 | 80 | 0 | 0 | 2 | 61 | 0 | 2 | 21 | 0 | 139 | 6 | 0 | 0 |
| 0805 Fenton 5 | 3 | 5 | 0 | 71 | 0 | 0 | 0 | 46 | 0 | 1 | 18 | 0 | 106 | 1 | 0 | 0 |
| 0901 Fenton Twp 1 | 2 | 14 | 0 | 71 | 0 | 1 | 0 | 66 | 0 | 0 | 30 | 1 | 151 | 6 | 0 | 0 |
| 0902 Fenton Twp 2 | 3 | 6 | 1 | 60 | 0 | 0 | 0 | 108 | 0 | 3 | 40 | 1 | 138 | 10 | 0 | 0 |
| 0903 Fenton Twp 3 | 2 | 7 | 2 | 144 | 4 | 0 | 0 | 124 | 0 | 2 | 66 | 2 | 251 | 12 | 0 | 0 |
| 0904 Fenton Twp 4 | 4 | 3 | 2 | 97 | 0 | 0 | 0 | 141 | 0 | 0 | 55 | 0 | 240 | 6 | 0 | 0 |
| 0905 Fenton Twp 5 | 2 | 7 | 0 | 92 | 0 | 0 | 0 | 106 | 0 | 1 | 39 | 0 | 231 | 7 | 0 | 1 |

WITH 219 OF 219 PRECINCTS REPORTING

PRESIDENT

VOTES PERCENT

VOTES PERCENT

VOTE FOR 1

| | | | | | |
|---------------------|-------|-------|----------------------|--------|-------|
| 01 = Jeb Bush | 301 | .75 | 09 = George Pataki | 14 | .03 |
| 02 = Ben Carson | 760 | 1.89 | 10 = Rand Paul | 124 | .31 |
| 03 = Chris Christie | 82 | .20 | 11 = Marco Rubio | 3,630 | 9.04 |
| 04 = Ted Cruz | 9,828 | 24.48 | 12 = Rick Santorum | 67 | .17 |
| 05 = Carly Fiorina | 28 | .07 | 13 = Donald J. Trump | 16,757 | 41.75 |
| 06 = Lindsey Graham | 16 | .04 | 14 = Uncommitted | 683 | 1.70 |
| 07 = Mike Huckabee | 97 | .24 | 15 = WRITE-IN | 24 | .06 |
| 08 = John R. Kasich | 7,730 | 19.26 | 16 = OVER VOTES | 16 | |

(CONTINUED FROM PREVIOUS PAGE)

| | 01 | 02 | 03 | 04 | 05 | 06 | 07 | 08 | 09 | 10 | 11 | 12 | 13 | 14 | 15 | 16 |
|-------------------|----|----|----|----|----|----|----|----|----|----|----|----|-----|----|----|----|
| 0906 Fenton Twp 6 | 0 | 8 | 1 | 51 | 0 | 0 | 0 | 81 | 0 | 0 | 29 | 0 | 158 | 6 | 0 | 0 |
| 1001 Flint 1 | 0 | 0 | 0 | 1 | 0 | 0 | 0 | 0 | 0 | 0 | 0 | 0 | 2 | 0 | 0 | 0 |
| 1002 Flint 2 | 1 | 0 | 0 | 0 | 0 | 0 | 0 | 1 | 0 | 0 | 0 | 0 | 1 | 0 | 0 | 0 |
| 1003 Flint 3 | 0 | 0 | 0 | 1 | 0 | 0 | 0 | 0 | 0 | 0 | 1 | 0 | 0 | 0 | 0 | 0 |
| 1004 Flint 4 | 0 | 0 | 0 | 0 | 0 | 0 | 0 | 0 | 0 | 0 | 0 | 0 | 0 | 0 | 0 | 0 |
| 1005 Flint 5 | 0 | 0 | 0 | 1 | 0 | 0 | 0 | 0 | 0 | 0 | 0 | 0 | 1 | 0 | 0 | 0 |
| 1006 Flint 6 | 0 | 0 | 0 | 0 | 0 | 0 | 0 | 1 | 0 | 0 | 0 | 0 | 1 | 0 | 0 | 0 |
| 1007 Flint 7 | 0 | 1 | 0 | 0 | 0 | 0 | 0 | 0 | 0 | 0 | 0 | 0 | 1 | 0 | 0 | 0 |
| 1008 Flint 8 | 0 | 0 | 0 | 0 | 0 | 0 | 0 | 1 | 0 | 0 | 0 | 0 | 0 | 0 | 0 | 0 |
| 1009 Flint 9 | 0 | 0 | 0 | 0 | 0 | 0 | 0 | 0 | 0 | 0 | 0 | 0 | 1 | 0 | 0 | 0 |
| 1010 Flint 10 | 0 | 0 | 0 | 0 | 0 | 0 | 0 | 0 | 0 | 0 | 1 | 0 | 2 | 0 | 0 | 0 |
| 1011 Flint 11 | 1 | 0 | 0 | 2 | 0 | 0 | 0 | 3 | 0 | 0 | 0 | 0 | 6 | 0 | 0 | 0 |
| 1012 Flint 12 | 0 | 0 | 0 | 2 | 0 | 0 | 0 | 3 | 0 | 0 | 1 | 0 | 1 | 0 | 0 | 0 |
| 1013 Flint 13 | 0 | 0 | 0 | 0 | 0 | 0 | 0 | 0 | 0 | 0 | 0 | 0 | 0 | 0 | 0 | 0 |
| 1014 Flint 14 | 0 | 1 | 0 | 1 | 0 | 0 | 0 | 1 | 0 | 0 | 0 | 0 | 1 | 0 | 0 | 0 |
| 1015 Flint 15 | 0 | 0 | 0 | 0 | 0 | 0 | 0 | 0 | 0 | 0 | 0 | 0 | 0 | 0 | 0 | 0 |
| 1016 Flint 16 | 0 | 0 | 0 | 1 | 0 | 0 | 0 | 0 | 0 | 0 | 0 | 0 | 0 | 0 | 0 | 0 |
| 1017 Flint 17 | 0 | 1 | 0 | 0 | 0 | 0 | 0 | 0 | 0 | 0 | 0 | 0 | 0 | 0 | 0 | 0 |
| 1018 Flint 18 | 1 | 0 | 0 | 1 | 0 | 0 | 0 | 1 | 0 | 0 | 0 | 0 | 1 | 0 | 0 | 0 |
| 1019 Flint 19 | 1 | 1 | 0 | 2 | 0 | 0 | 0 | 0 | 0 | 0 | 2 | 0 | 21 | 0 | 0 | 0 |
| 1020 Flint 20 | 0 | 1 | 0 | 4 | 0 | 0 | 0 | 0 | 0 | 0 | 2 | 0 | 23 | 0 | 0 | 0 |
| 1021 Flint 21 | 0 | 0 | 0 | 3 | 0 | 0 | 0 | 0 | 0 | 0 | 0 | 1 | 2 | 0 | 0 | 0 |
| 1022 Flint 22 | 0 | 2 | 0 | 31 | 0 | 0 | 1 | 13 | 0 | 0 | 3 | 0 | 58 | 1 | 1 | 0 |
| 1023 Flint 23 | 1 | 1 | 0 | 11 | 0 | 0 | 0 | 0 | 0 | 0 | 2 | 0 | 24 | 0 | 0 | 0 |
| 1024 Flint 24 | 0 | 0 | 0 | 9 | 0 | 0 | 0 | 4 | 0 | 0 | 1 | 0 | 20 | 1 | 0 | 0 |
| 1025 Flint 25 | 0 | 3 | 1 | 30 | 0 | 0 | 1 | 15 | 0 | 0 | 4 | 0 | 54 | 2 | 0 | 0 |
| 1026 Flint 26 | 0 | 2 | 0 | 9 | 0 | 0 | 0 | 3 | 0 | 1 | 3 | 0 | 23 | 0 | 0 | 0 |
| 1027 Flint 27 | 0 | 0 | 0 | 0 | 0 | 0 | 0 | 1 | 0 | 0 | 0 | 0 | 5 | 0 | 0 | 0 |
| 1028 Flint 28 | 0 | 1 | 0 | 2 | 0 | 0 | 0 | 1 | 0 | 0 | 0 | 0 | 3 | 0 | 0 | 0 |
| 1029 Flint 29 | 0 | 0 | 1 | 1 | 0 | 0 | 0 | 1 | 0 | 0 | 1 | 2 | 6 | 0 | 0 | 0 |
| 1030 Flint 30 | 0 | 0 | 0 | 3 | 0 | 0 | 0 | 0 | 0 | 0 | 0 | 0 | 2 | 0 | 0 | 0 |
| 1031 Flint 31 | 0 | 0 | 0 | 1 | 0 | 0 | 0 | 1 | 0 | 1 | 3 | 0 | 3 | 0 | 0 | 0 |
| 1032 Flint 32 | 1 | 1 | 0 | 7 | 0 | 0 | 0 | 7 | 0 | 0 | 4 | 0 | 9 | 1 | 0 | 0 |
| 1033 Flint 33 | 1 | 0 | 0 | 1 | 0 | 0 | 0 | 3 | 0 | 0 | 1 | 0 | 1 | 0 | 0 | 0 |
| 1034 Flint 34 | 0 | 0 | 0 | 1 | 0 | 0 | 0 | 1 | 0 | 0 | 0 | 0 | 4 | 0 | 0 | 0 |
| 1035 Flint 35 | 0 | 0 | 0 | 0 | 0 | 0 | 0 | 0 | 0 | 0 | 0 | 0 | 2 | 0 | 0 | 0 |
| 1036 Flint 36 | 0 | 0 | 0 | 1 | 0 | 0 | 0 | 0 | 0 | 0 | 1 | 0 | 3 | 0 | 0 | 0 |
| 1037 Flint 37 | 1 | 0 | 0 | 1 | 0 | 0 | 0 | 0 | 0 | 0 | 0 | 0 | 3 | 0 | 0 | 0 |
| 1038 Flint 38 | 0 | 1 | 0 | 1 | 0 | 0 | 0 | 6 | 0 | 1 | 1 | 0 | 4 | 0 | 0 | 0 |
| 1039 Flint 39 | 0 | 0 | 0 | 0 | 0 | 1 | 0 | 1 | 0 | 0 | 1 | 0 | 3 | 0 | 0 | 0 |
| 1040 Flint 40 | 1 | 1 | 0 | 2 | 0 | 0 | 0 | 5 | 0 | 0 | 2 | 0 | 13 | 0 | 0 | 0 |
| 1041 Flint 41 | 0 | 0 | 0 | 6 | 0 | 0 | 0 | 3 | 0 | 0 | 3 | 0 | 6 | 0 | 1 | 0 |
| 1042 Flint 42 | 0 | 1 | 0 | 21 | 0 | 0 | 0 | 15 | 0 | 0 | 5 | 0 | 27 | 2 | 0 | 0 |
| 1043 Flint 43 | 0 | 0 | 0 | 6 | 0 | 0 | 0 | 8 | 0 | 0 | 1 | 0 | 6 | 1 | 0 | 0 |
| 1044 Flint 44 | 0 | 5 | 0 | 15 | 0 | 0 | 0 | 11 | 0 | 0 | 3 | 0 | 22 | 1 | 0 | 0 |
| 1045 Flint 45 | 0 | 2 | 0 | 13 | 0 | 0 | 0 | 18 | 0 | 1 | 4 | 0 | 31 | 1 | 1 | 0 |
| 1046 Flint 46 | 0 | 2 | 0 | 27 | 0 | 0 | 0 | 30 | 0 | 0 | 10 | 0 | 30 | 0 | 0 | 0 |
| 1047 Flint 47 | 0 | 0 | 0 | 8 | 0 | 0 | 0 | 10 | 0 | 2 | 0 | 0 | 12 | 0 | 0 | 0 |

WITH 219 OF 219 PRECINCTS REPORTING

PRESIDENT

VOTES PERCENT

VOTES PERCENT

VOTE FOR 1

| | | | | | |
|---------------------|-------|-------|----------------------|--------|-------|
| 01 = Jeb Bush | 301 | .75 | 09 = George Pataki | 14 | .03 |
| 02 = Ben Carson | 760 | 1.89 | 10 = Rand Paul | 124 | .31 |
| 03 = Chris Christie | 82 | .20 | 11 = Marco Rubio | 3,630 | 9.04 |
| 04 = Ted Cruz | 9,828 | 24.48 | 12 = Rick Santorum | 67 | .17 |
| 05 = Carly Fiorina | 28 | .07 | 13 = Donald J. Trump | 16,757 | 41.75 |
| 06 = Lindsey Graham | 16 | .04 | 14 = Uncommitted | 683 | 1.70 |
| 07 = Mike Huckabee | 97 | .24 | 15 = WRITE-IN | 24 | .06 |
| 08 = John R. Kasich | 7,730 | 19.26 | 16 = OVER VOTES | 16 | |

(CONTINUED FROM PREVIOUS PAGE)

| | 01 | 02 | 03 | 04 | 05 | 06 | 07 | 08 | 09 | 10 | 11 | 12 | 13 | 14 | 15 | 16 |
|---------------------|----|----|----|----|----|----|----|----|----|----|----|----|-----|----|----|----|
| 1048 Flint 48 | 1 | 1 | 0 | 34 | 0 | 1 | 1 | 25 | 0 | 0 | 11 | 0 | 31 | 2 | 0 | 0 |
| 1049 Flint 49 | 0 | 0 | 0 | 1 | 0 | 0 | 0 | 1 | 0 | 0 | 1 | 0 | 2 | 0 | 0 | 0 |
| 1050 Flint 50 | 0 | 1 | 0 | 3 | 0 | 0 | 0 | 1 | 0 | 0 | 0 | 0 | 2 | 0 | 0 | 0 |
| 1051 Flint 51 | 0 | 2 | 0 | 37 | 0 | 0 | 0 | 48 | 0 | 1 | 14 | 0 | 72 | 0 | 0 | 0 |
| 1052 Flint 52 | 0 | 2 | 0 | 27 | 0 | 0 | 0 | 10 | 0 | 0 | 4 | 1 | 38 | 1 | 0 | 0 |
| 1053 Flint 53 | 0 | 1 | 0 | 36 | 0 | 0 | 0 | 5 | 0 | 0 | 5 | 0 | 43 | 0 | 0 | 0 |
| 1054 Flint 54 | 0 | 1 | 0 | 10 | 0 | 0 | 0 | 5 | 0 | 0 | 1 | 0 | 16 | 0 | 0 | 0 |
| 1055 Flint 55 | 0 | 1 | 0 | 14 | 0 | 0 | 0 | 15 | 0 | 0 | 4 | 0 | 42 | 1 | 0 | 0 |
| 1056 Flint 56 | 0 | 4 | 0 | 25 | 0 | 0 | 0 | 28 | 0 | 1 | 9 | 0 | 24 | 1 | 0 | 0 |
| 1057 Flint 57 | 0 | 3 | 0 | 22 | 1 | 0 | 1 | 23 | 0 | 0 | 9 | 0 | 66 | 0 | 0 | 0 |
| 1058 Flint 58 | 0 | 1 | 0 | 22 | 0 | 0 | 0 | 11 | 0 | 0 | 7 | 0 | 44 | 2 | 0 | 0 |
| 1059 Flint 59 | 0 | 1 | 0 | 9 | 0 | 0 | 0 | 10 | 0 | 0 | 1 | 0 | 14 | 0 | 0 | 0 |
| 1060 Flint 60 | 0 | 2 | 0 | 15 | 0 | 0 | 0 | 6 | 0 | 0 | 5 | 0 | 31 | 0 | 0 | 0 |
| 1061 Flint 61 | 0 | 1 | 0 | 0 | 0 | 0 | 1 | 0 | 0 | 0 | 0 | 0 | 6 | 0 | 0 | 0 |
| 1101 Flint Twp 1 | 7 | 6 | 0 | 50 | 0 | 0 | 3 | 81 | 0 | 0 | 26 | 1 | 61 | 4 | 0 | 0 |
| 1102 Flint Twp 2 | 1 | 0 | 0 | 36 | 0 | 0 | 0 | 27 | 0 | 0 | 8 | 0 | 56 | 3 | 0 | 0 |
| 1103 Flint Twp 3 | 5 | 9 | 0 | 65 | 0 | 1 | 0 | 53 | 2 | 1 | 21 | 1 | 93 | 10 | 0 | 0 |
| 1104 Flint Twp 4 | 5 | 8 | 0 | 33 | 0 | 0 | 0 | 30 | 0 | 2 | 21 | 1 | 70 | 3 | 0 | 0 |
| 1105 Flint Twp 5 | 3 | 4 | 0 | 68 | 0 | 0 | 1 | 70 | 0 | 1 | 44 | 1 | 95 | 7 | 0 | 0 |
| 1106 Flint Twp 6 | 3 | 2 | 1 | 56 | 0 | 1 | 0 | 20 | 0 | 1 | 13 | 1 | 70 | 2 | 0 | 0 |
| 1107 Flint Twp 7 | 0 | 0 | 0 | 10 | 0 | 0 | 1 | 8 | 0 | 0 | 4 | 0 | 11 | 0 | 0 | 0 |
| 1108 Flint Twp 8 | 0 | 0 | 0 | 1 | 0 | 0 | 0 | 1 | 0 | 0 | 0 | 0 | 5 | 0 | 0 | 0 |
| 1109 Flint Twp 9 | 2 | 8 | 0 | 20 | 0 | 0 | 0 | 11 | 0 | 0 | 4 | 0 | 33 | 4 | 0 | 0 |
| 1110 Flint Twp 10 | 1 | 6 | 0 | 32 | 0 | 0 | 1 | 19 | 0 | 0 | 7 | 0 | 53 | 2 | 0 | 0 |
| 1111 Flint Twp 11 | 0 | 2 | 0 | 13 | 0 | 0 | 1 | 14 | 0 | 0 | 8 | 0 | 52 | 0 | 0 | 0 |
| 1112 Flint Twp 12 | 2 | 7 | 0 | 56 | 0 | 0 | 0 | 27 | 0 | 1 | 12 | 1 | 63 | 3 | 1 | 0 |
| 1113 Flint Twp 13 | 0 | 6 | 2 | 49 | 1 | 0 | 0 | 31 | 0 | 0 | 7 | 1 | 59 | 3 | 0 | 0 |
| 1114 Flint Twp 14 | 0 | 1 | 0 | 44 | 0 | 0 | 1 | 25 | 0 | 0 | 20 | 0 | 80 | 7 | 0 | 0 |
| 1115 Flint Twp 15 | 7 | 4 | 0 | 40 | 0 | 1 | 2 | 25 | 0 | 2 | 18 | 0 | 80 | 9 | 0 | 0 |
| 1201 Flushing 1 | 3 | 2 | 0 | 55 | 1 | 0 | 0 | 54 | 0 | 2 | 19 | 0 | 67 | 3 | 0 | 0 |
| 1202 Flushing 2 | 0 | 3 | 0 | 61 | 0 | 0 | 1 | 72 | 0 | 0 | 32 | 0 | 60 | 4 | 0 | 0 |
| 1203 Flushing 3 | 2 | 3 | 2 | 67 | 0 | 0 | 0 | 65 | 0 | 0 | 23 | 0 | 71 | 4 | 0 | 0 |
| 1204 Flushing 4 | 1 | 1 | 0 | 67 | 0 | 0 | 1 | 67 | 2 | 1 | 34 | 1 | 114 | 3 | 0 | 0 |
| 1205 Flushing 5 | 1 | 8 | 0 | 68 | 0 | 0 | 0 | 72 | 0 | 1 | 40 | 2 | 101 | 4 | 0 | 0 |
| 1301 Flushing Twp 1 | 4 | 4 | 1 | 47 | 0 | 0 | 0 | 44 | 0 | 0 | 10 | 0 | 124 | 4 | 0 | 0 |
| 1302 Flushing Twp 2 | 3 | 2 | 2 | 85 | 0 | 0 | 2 | 46 | 0 | 0 | 36 | 0 | 135 | 6 | 0 | 2 |
| 1303 Flushing Twp 3 | 3 | 7 | 1 | 68 | 1 | 1 | 0 | 73 | 0 | 1 | 30 | 0 | 110 | 9 | 0 | 0 |
| 1304 Flushing Twp 4 | 4 | 3 | 0 | 44 | 0 | 0 | 0 | 42 | 0 | 0 | 21 | 0 | 52 | 1 | 0 | 0 |
| 1305 Flushing Twp 5 | 2 | 6 | 0 | 74 | 0 | 0 | 0 | 56 | 1 | 3 | 28 | 0 | 66 | 2 | 0 | 0 |
| 1306 Flushing Twp 6 | 1 | 2 | 0 | 47 | 0 | 0 | 2 | 19 | 0 | 0 | 15 | 0 | 77 | 3 | 0 | 1 |
| 1307 Flushing Twp 7 | 0 | 4 | 0 | 44 | 0 | 1 | 1 | 36 | 0 | 0 | 18 | 0 | 82 | 5 | 0 | 0 |
| 1401 Forest Twp 1 | 0 | 8 | 0 | 45 | 0 | 0 | 0 | 18 | 0 | 1 | 13 | 0 | 100 | 5 | 0 | 0 |
| 1402 Forest Twp 2 | 3 | 8 | 0 | 75 | 0 | 0 | 1 | 39 | 0 | 2 | 19 | 0 | 120 | 13 | 0 | 0 |
| 1403 Forest Twp 3 | 2 | 6 | 1 | 46 | 1 | 0 | 1 | 25 | 0 | 0 | 25 | 0 | 115 | 7 | 0 | 0 |
| 1501 Gaines Twp 1 | 4 | 1 | 1 | 63 | 0 | 0 | 0 | 57 | 0 | 0 | 23 | 0 | 133 | 5 | 0 | 1 |
| 1502 Gaines Twp 2 | 0 | 1 | 0 | 50 | 0 | 0 | 0 | 27 | 0 | 2 | 22 | 1 | 116 | 4 | 0 | 0 |
| 1503 Gaines Twp 3 | 0 | 2 | 0 | 70 | 0 | 0 | 0 | 21 | 0 | 1 | 23 | 0 | 54 | 3 | 1 | 0 |
| 1504 Gaines Twp 4 | 2 | 9 | 0 | 85 | 0 | 0 | 0 | 43 | 0 | 2 | 27 | 0 | 167 | 6 | 0 | 0 |

RUN DATE:03/15/16 09:24 AM

2016 PRESIDENTIAL PRIMARY

MARCH 8, 2016

REPORT-EL52

PAGE 0008

Republican Party

WITH 219 OF 219 PRECINCTS REPORTING

PRESIDENT

VOTES PERCENT

VOTES PERCENT

VOTE FOR 1

| | | | | | |
|---------------------|-------|-------|----------------------|--------|-------|
| 01 = Jeb Bush | 301 | .75 | 09 = George Pataki | 14 | .03 |
| 02 = Ben Carson | 760 | 1.89 | 10 = Rand Paul | 124 | .31 |
| 03 = Chris Christie | 82 | .20 | 11 = Marco Rubio | 3,630 | 9.04 |
| 04 = Ted Cruz | 9,828 | 24.48 | 12 = Rick Santorum | 67 | .17 |
| 05 = Carly Fiorina | 28 | .07 | 13 = Donald J. Trump | 16,757 | 41.75 |
| 06 = Lindsey Graham | 16 | .04 | 14 = Uncommitted | 683 | 1.70 |
| 07 = Mike Huckabee | 97 | .24 | 15 = WRITE-IN | 24 | .06 |
| 08 = John R. Kasich | 7,730 | 19.26 | 16 = OVER VOTES | 16 | |

(CONTINUED FROM PREVIOUS PAGE)

| | 01 | 02 | 03 | 04 | 05 | 06 | 07 | 08 | 09 | 10 | 11 | 12 | 13 | 14 | 15 | 16 |
|-------------------------|----|----|----|-----|----|----|----|-----|----|----|----|----|-----|----|----|----|
| 1601 Genesee Twp 1 | 1 | 2 | 0 | 30 | 0 | 0 | 0 | 9 | 0 | 1 | 17 | 0 | 54 | 0 | 2 | 0 |
| 1602 Genesee Twp 2 | 1 | 1 | 0 | 11 | 0 | 0 | 0 | 2 | 0 | 1 | 2 | 0 | 17 | 0 | 0 | 0 |
| 1603 Genesee Twp 3 | 2 | 5 | 0 | 37 | 0 | 0 | 0 | 27 | 0 | 0 | 11 | 0 | 80 | 0 | 0 | 0 |
| 1604 Genesee Twp 4 | 1 | 5 | 0 | 67 | 1 | 0 | 0 | 36 | 0 | 0 | 24 | 1 | 108 | 2 | 0 | 0 |
| 1605 Genesee Twp 5 | 0 | 3 | 0 | 39 | 0 | 0 | 1 | 28 | 0 | 0 | 11 | 0 | 70 | 1 | 0 | 0 |
| 1606 Genesee Twp 6 | 1 | 8 | 1 | 49 | 0 | 0 | 2 | 30 | 0 | 1 | 15 | 1 | 118 | 3 | 1 | 0 |
| 1607 Genesee Twp 7 | 1 | 2 | 0 | 73 | 1 | 0 | 0 | 36 | 0 | 1 | 19 | 0 | 134 | 0 | 0 | 0 |
| 1608 Genesee Twp 8 | 0 | 3 | 0 | 80 | 0 | 1 | 0 | 47 | 1 | 1 | 30 | 0 | 174 | 3 | 0 | 0 |
| 1609 Genesee Twp 9 | 0 | 5 | 1 | 62 | 0 | 0 | 1 | 33 | 0 | 1 | 18 | 1 | 93 | 4 | 0 | 0 |
| 1701 Grand Blanc 1 | 4 | 3 | 0 | 68 | 0 | 0 | 0 | 86 | 0 | 2 | 32 | 0 | 87 | 8 | 1 | 1 |
| 1702 Grand Blanc 2 | 4 | 6 | 1 | 40 | 0 | 0 | 0 | 52 | 0 | 0 | 20 | 0 | 70 | 5 | 1 | 0 |
| 1703 Grand Blanc 3 | 2 | 5 | 1 | 80 | 0 | 0 | 0 | 136 | 0 | 1 | 29 | 1 | 127 | 1 | 1 | 0 |
| 1704 Grand Blanc 4 | 0 | 4 | 0 | 66 | 0 | 0 | 0 | 107 | 0 | 0 | 25 | 0 | 92 | 4 | 0 | 0 |
| 1801 Grand Blanc Twp 1 | 2 | 7 | 1 | 96 | 1 | 0 | 0 | 93 | 0 | 1 | 40 | 0 | 136 | 9 | 0 | 0 |
| 1802 Grand Blanc Twp 2 | 0 | 3 | 0 | 34 | 0 | 0 | 1 | 16 | 0 | 0 | 11 | 0 | 75 | 6 | 0 | 0 |
| 1803 Grand Blanc Twp 3 | 0 | 4 | 0 | 78 | 0 | 0 | 0 | 26 | 0 | 1 | 25 | 3 | 87 | 5 | 0 | 0 |
| 1804 Grand Blanc Twp 4 | 2 | 1 | 1 | 62 | 0 | 0 | 0 | 77 | 0 | 1 | 43 | 0 | 104 | 3 | 1 | 0 |
| 1805 Grand Blanc Twp 5 | 4 | 9 | 0 | 76 | 0 | 0 | 1 | 86 | 0 | 0 | 37 | 0 | 145 | 5 | 0 | 1 |
| 1806 Grand Blanc Twp 6 | 4 | 8 | 0 | 112 | 0 | 0 | 1 | 154 | 1 | 0 | 67 | 1 | 230 | 7 | 0 | 0 |
| 1807 Grand Blanc Twp 7 | 2 | 0 | 0 | 40 | 0 | 0 | 0 | 34 | 0 | 0 | 19 | 0 | 58 | 7 | 0 | 0 |
| 1808 Grand Blanc Twp 8 | 10 | 14 | 3 | 99 | 0 | 0 | 1 | 130 | 0 | 1 | 68 | 1 | 204 | 21 | 0 | 0 |
| 1809 Grand Blanc Twp 9 | 0 | 7 | 0 | 104 | 0 | 0 | 2 | 86 | 1 | 2 | 30 | 0 | 147 | 4 | 0 | 0 |
| 1810 Grand Blanc Twp 10 | 6 | 4 | 3 | 104 | 1 | 0 | 3 | 155 | 1 | 3 | 82 | 0 | 183 | 18 | 0 | 1 |
| 1811 Grand Blanc Twp 11 | 1 | 5 | 0 | 20 | 0 | 0 | 0 | 23 | 0 | 0 | 15 | 0 | 52 | 2 | 0 | 0 |
| 1812 Grand Blanc Twp 12 | 0 | 3 | 0 | 38 | 0 | 0 | 1 | 30 | 0 | 0 | 8 | 0 | 43 | 0 | 0 | 0 |
| 1813 Grand Blanc Twp 13 | 2 | 4 | 0 | 76 | 0 | 0 | 1 | 33 | 0 | 0 | 26 | 0 | 109 | 3 | 2 | 1 |
| 1814 Grand Blanc Twp 14 | 4 | 10 | 1 | 100 | 1 | 0 | 0 | 76 | 0 | 1 | 49 | 0 | 121 | 3 | 0 | 0 |
| 1815 Grand Blanc Twp 15 | 2 | 4 | 0 | 98 | 0 | 0 | 0 | 100 | 0 | 0 | 41 | 0 | 135 | 7 | 0 | 0 |
| 1901 Linden 1 | 3 | 16 | 0 | 63 | 0 | 0 | 1 | 34 | 0 | 0 | 25 | 1 | 112 | 15 | 1 | 0 |
| 1902 Linden 2 | 5 | 8 | 1 | 77 | 0 | 0 | 1 | 73 | 0 | 1 | 42 | 0 | 182 | 8 | 0 | 0 |
| 2001 Montrose 1 | 1 | 9 | 0 | 47 | 0 | 0 | 0 | 30 | 0 | 1 | 8 | 0 | 70 | 1 | 0 | 0 |
| 2101 Montrose Twp 1 | 0 | 3 | 1 | 37 | 0 | 0 | 2 | 27 | 0 | 0 | 13 | 0 | 62 | 0 | 0 | 0 |
| 2102 Montrose Twp 2 | 0 | 1 | 0 | 32 | 0 | 0 | 0 | 19 | 0 | 0 | 13 | 0 | 53 | 0 | 0 | 0 |
| 2103 Montrose Twp 3 | 2 | 1 | 0 | 49 | 0 | 0 | 1 | 26 | 1 | 0 | 12 | 0 | 78 | 1 | 0 | 0 |
| 2104 Montrose Twp 4 | 1 | 3 | 1 | 66 | 0 | 0 | 0 | 35 | 0 | 1 | 9 | 2 | 81 | 1 | 0 | 0 |
| 2201 Mt. Morris 1 | 0 | 1 | 0 | 14 | 0 | 0 | 1 | 12 | 0 | 0 | 6 | 0 | 29 | 0 | 0 | 0 |
| 2202 Mt. Morris 2 | 0 | 0 | 0 | 31 | 0 | 0 | 1 | 12 | 0 | 1 | 12 | 0 | 50 | 0 | 0 | 0 |
| 2301 Mt. Morris Twp 1 | 0 | 3 | 0 | 17 | 0 | 0 | 1 | 7 | 0 | 1 | 4 | 3 | 42 | 0 | 0 | 1 |
| 2302 Mt. Morris Twp 2 | 0 | 0 | 0 | 7 | 0 | 0 | 0 | 2 | 0 | 0 | 1 | 0 | 15 | 2 | 0 | 0 |
| 2303 Mt. Morris Twp 3 | 1 | 0 | 0 | 28 | 0 | 0 | 0 | 23 | 0 | 0 | 9 | 0 | 64 | 3 | 0 | 0 |
| 2304 Mt. Morris Twp 4 | 0 | 0 | 0 | 6 | 0 | 0 | 0 | 7 | 0 | 0 | 4 | 0 | 25 | 1 | 1 | 0 |
| 2306 Mt. Morris Twp 6 | 3 | 1 | 0 | 32 | 1 | 0 | 0 | 21 | 0 | 0 | 11 | 1 | 41 | 7 | 0 | 0 |
| 2308 Mt. Morris Twp 8 | 1 | 1 | 0 | 0 | 0 | 0 | 0 | 0 | 0 | 0 | 0 | 0 | 8 | 0 | 0 | 0 |
| 2309 Mt. Morris Twp 9 | 0 | 0 | 0 | 2 | 0 | 0 | 0 | 0 | 0 | 0 | 0 | 0 | 2 | 0 | 1 | 0 |
| 2310 Mt. Morris Twp 10 | 0 | 0 | 0 | 1 | 0 | 1 | 0 | 0 | 0 | 0 | 3 | 0 | 9 | 1 | 0 | 0 |
| 2311 Mt. Morris Twp 11 | 0 | 0 | 0 | 7 | 0 | 0 | 0 | 1 | 0 | 0 | 2 | 0 | 5 | 0 | 0 | 0 |
| 2312 Mt. Morris Twp 12 | 0 | 1 | 0 | 2 | 0 | 1 | 0 | 2 | 0 | 0 | 0 | 0 | 5 | 0 | 0 | 0 |
| 2313 Mt. Morris Twp 13 | 1 | 0 | 0 | 4 | 0 | 0 | 0 | 3 | 0 | 0 | 2 | 0 | 9 | 0 | 0 | 0 |

| PRESIDENT | VOTES | PERCENT | | VOTES | PERCENT |
|---------------------|-------|---------|----------------------|--------|---------|
| VOTE FOR 1 | | | | | |
| 01 = Jeb Bush | 301 | .75 | 09 = George Pataki | 14 | .03 |
| 02 = Ben Carson | 760 | 1.89 | 10 = Rand Paul | 124 | .31 |
| 03 = Chris Christie | 82 | .20 | 11 = Marco Rubio | 3,630 | 9.04 |
| 04 = Ted Cruz | 9,828 | 24.48 | 12 = Rick Santorum | 67 | .17 |
| 05 = Carly Fiorina | 28 | .07 | 13 = Donald J. Trump | 16,757 | 41.75 |
| 06 = Lindsey Graham | 16 | .04 | 14 = Uncommitted | 683 | 1.70 |
| 07 = Mike Huckabee | 97 | .24 | 15 = WRITE-IN | 24 | .06 |
| 08 = John R. Kasich | 7,730 | 19.26 | 16 = OVER VOTES | 16 | |

(CONTINUED FROM PREVIOUS PAGE)

| | 01 | 02 | 03 | 04 | 05 | 06 | 07 | 08 | 09 | 10 | 11 | 12 | 13 | 14 | 15 | 16 |
|------------------------|----|----|----|-----|----|----|----|----|----|----|----|----|-----|----|----|----|
| 2314 Mt. Morris Twp 14 | 2 | 10 | 0 | 67 | 0 | 0 | 0 | 50 | 0 | 0 | 30 | 0 | 82 | 3 | 0 | 0 |
| 2315 Mt. Morris Twp 15 | 0 | 4 | 0 | 68 | 0 | 0 | 2 | 26 | 0 | 0 | 15 | 2 | 83 | 0 | 1 | 0 |
| 2401 Mundy Twp 1 | 4 | 12 | 1 | 76 | 0 | 0 | 0 | 66 | 0 | 0 | 32 | 2 | 145 | 6 | 0 | 1 |
| 2402 Mundy Twp 2 | 1 | 10 | 0 | 63 | 0 | 0 | 0 | 51 | 0 | 0 | 13 | 0 | 96 | 3 | 0 | 0 |
| 2403 Mundy Twp 3 | 5 | 2 | 0 | 73 | 0 | 0 | 0 | 64 | 0 | 0 | 32 | 0 | 113 | 1 | 0 | 0 |
| 2404 Mundy Twp 4 | 1 | 3 | 1 | 73 | 0 | 0 | 1 | 54 | 0 | 1 | 24 | 0 | 110 | 7 | 0 | 0 |
| 2405 Mundy Twp 5 | 1 | 2 | 0 | 60 | 0 | 0 | 1 | 18 | 0 | 0 | 9 | 0 | 73 | 1 | 0 | 0 |
| 2406 Mundy Twp 6 | 1 | 5 | 0 | 59 | 0 | 1 | 1 | 51 | 0 | 1 | 21 | 1 | 98 | 8 | 0 | 0 |
| 2407 Mundy Twp 7 | 1 | 3 | 0 | 77 | 0 | 0 | 0 | 41 | 0 | 1 | 18 | 0 | 108 | 4 | 0 | 0 |
| 2408 Mundy Twp 8 | 2 | 1 | 1 | 48 | 0 | 0 | 0 | 48 | 0 | 2 | 9 | 1 | 124 | 2 | 0 | 0 |
| 2409 Mundy Twp 9 | 2 | 6 | 0 | 57 | 0 | 0 | 1 | 45 | 0 | 0 | 14 | 1 | 96 | 3 | 0 | 0 |
| 2501 Richfield Twp 1 | 0 | 2 | 0 | 60 | 0 | 0 | 0 | 26 | 0 | 0 | 12 | 1 | 81 | 2 | 0 | 0 |
| 2502 Richfield Twp 2 | 7 | 8 | 1 | 114 | 1 | 0 | 0 | 80 | 1 | 2 | 32 | 0 | 197 | 7 | 0 | 0 |
| 2503 Richfield Twp 3 | 1 | 13 | 0 | 105 | 0 | 0 | 1 | 60 | 0 | 1 | 43 | 1 | 125 | 2 | 1 | 0 |
| 2504 Richfield Twp 4 | 0 | 5 | 0 | 37 | 0 | 0 | 2 | 19 | 0 | 3 | 18 | 0 | 80 | 2 | 0 | 0 |
| 2601 Swartz Creek 1 | 0 | 3 | 0 | 56 | 0 | 0 | 0 | 37 | 0 | 1 | 23 | 0 | 77 | 3 | 0 | 0 |
| 2602 Swartz Creek 2 | 2 | 6 | 1 | 27 | 0 | 0 | 0 | 33 | 0 | 1 | 13 | 0 | 66 | 4 | 0 | 0 |
| 2603 Swartz Creek 3 | 1 | 2 | 1 | 47 | 0 | 0 | 2 | 20 | 0 | 1 | 16 | 0 | 59 | 0 | 0 | 0 |
| 2604 Swartz Creek 4 | 7 | 7 | 7 | 51 | 0 | 0 | 0 | 57 | 0 | 0 | 31 | 0 | 115 | 9 | 1 | 0 |
| 2701 Thetford Twp 1 | 0 | 1 | 0 | 44 | 0 | 0 | 2 | 25 | 0 | 0 | 10 | 0 | 115 | 2 | 0 | 0 |
| 2702 Thetford Twp 2 | 0 | 2 | 1 | 36 | 0 | 0 | 2 | 15 | 0 | 0 | 3 | 0 | 56 | 6 | 0 | 0 |
| 2703 Thetford Twp 3 | 0 | 1 | 0 | 48 | 0 | 0 | 0 | 25 | 0 | 3 | 13 | 0 | 106 | 3 | 0 | 0 |
| 2704 Thetford Twp 4 | 2 | 0 | 0 | 83 | 0 | 1 | 1 | 33 | 0 | 1 | 16 | 1 | 145 | 1 | 0 | 0 |
| 2801 Vienna Twp 1 | 5 | 5 | 1 | 95 | 0 | 0 | 1 | 54 | 1 | 1 | 27 | 0 | 147 | 9 | 0 | 0 |
| 2802 Vienna Twp 2 | 4 | 6 | 1 | 89 | 1 | 0 | 0 | 43 | 0 | 4 | 16 | 0 | 141 | 9 | 0 | 0 |
| 2803 Vienna Twp 3 | 3 | 3 | 0 | 89 | 1 | 0 | 1 | 41 | 0 | 1 | 30 | 0 | 137 | 8 | 0 | 0 |
| 2804 Vienna Twp 4 | 1 | 4 | 0 | 72 | 0 | 0 | 1 | 43 | 0 | 0 | 37 | 0 | 148 | 2 | 0 | 0 |
| 2805 Vienna Twp 5 | 5 | 6 | 3 | 65 | 0 | 0 | 0 | 45 | 0 | 1 | 28 | 0 | 135 | 6 | 0 | 0 |

WITH 219 OF 219 PRECINCTS REPORTING

PRESIDENT

VOTES PERCENT

VOTE FOR 1

29

01 = UNDER VOTES

01

| | |
|----------------------|---|
| 0101 Argentine Twp 1 | 0 |
| 0102 Argentine Twp 2 | 0 |
| 0103 Argentine Twp 3 | 1 |
| 0201 Atlas Twp 1 | 1 |
| 0202 Atlas Twp 2 | 0 |
| 0203 Atlas Twp 3 | 0 |
| 0204 Atlas Twp 4 | 1 |
| 0301 Burton 1 | 0 |
| 0302 Burton 2 | 0 |
| 0303 Burton 3 | 0 |
| 0304 Burton 4 | 0 |
| 0305 Burton 5 | 0 |
| 0306 Burton 6 | 0 |
| 0307 Burton 7 | 0 |
| 0308 Burton 8 | 0 |
| 0309 Burton 9 | 1 |
| 0310 Burton 10 | 0 |
| 0311 Burton 11 | 0 |
| 0312 Burton 12 | 0 |
| 0401 Clayton Twp 1 | 0 |
| 0402 Clayton Twp 2 | 0 |
| 0403 Clayton Twp 3 | 0 |
| 0404 Clayton Twp 4 | 0 |
| 0501 Clio 1 | 1 |
| 0601 Davison 1 | 0 |
| 0602 Davison 2 | 0 |
| 0603 Davison 3 | 0 |
| 0604 Davison 4 | 0 |
| 0701 Davison Twp 1 | 0 |
| 0702 Davison Twp 2 | 0 |
| 0703 Davison Twp 3 | 0 |
| 0704 Davison Twp 4 | 0 |
| 0705 Davison Twp 5 | 0 |
| 0706 Davison Twp 6 | 2 |
| 0707 Davison Twp 7 | 0 |
| 0708 Davison Twp 8 | 0 |
| 0709 Davison Twp 9 | 0 |
| 0801 Fenton 1 | 0 |
| 0802 Fenton 2 | 0 |
| 0803 Fenton 3 | 0 |
| 0804 Fenton 4 | 0 |
| 0805 Fenton 5 | 0 |
| 0901 Fenton Twp 1 | 0 |
| 0902 Fenton Twp 2 | 0 |
| 0903 Fenton Twp 3 | 0 |
| 0904 Fenton Twp 4 | 0 |
| 0905 Fenton Twp 5 | 0 |
| 0906 Fenton Twp 6 | 1 |
| 1001 Flint 1 | 0 |
| 1002 Flint 2 | 0 |
| 1003 Flint 3 | 0 |
| 1004 Flint 4 | 0 |
| 1005 Flint 5 | 0 |
| 1006 Flint 6 | 0 |
| 1007 Flint 7 | 0 |

NUMBERED KEY CANVASS

RUN DATE:03/15/16 09:24 AM

GENESEE COUNTY, MICHIGAN
2016 PRESIDENTIAL PRIMARY
MARCH 8, 2016
Republican Party

OFFICIAL RESULTS

REPORT-EL52

PAGE 0011

WITH 219 OF 219 PRECINCTS REPORTING

VOTES PERCENT

PRESIDENT

VOTE FOR 1

01 = UNDER VOTES

29

(CONTINUED FROM PREVIOUS PAGE)

01

| | |
|------------------|---|
| 1008 Flint 8 | 0 |
| 1009 Flint 9 | 0 |
| 1010 Flint 10 | 0 |
| 1011 Flint 11 | 0 |
| 1012 Flint 12 | 0 |
| 1013 Flint 13 | 0 |
| 1014 Flint 14 | 0 |
| 1015 Flint 15 | 0 |
| 1016 Flint 16 | 0 |
| 1017 Flint 17 | 0 |
| 1018 Flint 18 | 0 |
| 1019 Flint 19 | 0 |
| 1020 Flint 20 | 0 |
| 1021 Flint 21 | 0 |
| 1022 Flint 22 | 0 |
| 1023 Flint 23 | 0 |
| 1024 Flint 24 | 0 |
| 1025 Flint 25 | 0 |
| 1026 Flint 26 | 0 |
| 1027 Flint 27 | 0 |
| 1028 Flint 28 | 0 |
| 1029 Flint 29 | 0 |
| 1030 Flint 30 | 0 |
| 1031 Flint 31 | 0 |
| 1032 Flint 32 | 0 |
| 1033 Flint 33 | 0 |
| 1034 Flint 34 | 0 |
| 1035 Flint 35 | 0 |
| 1036 Flint 36 | 0 |
| 1037 Flint 37 | 0 |
| 1038 Flint 38 | 0 |
| 1039 Flint 39 | 0 |
| 1040 Flint 40 | 0 |
| 1041 Flint 41 | 0 |
| 1042 Flint 42 | 0 |
| 1043 Flint 43 | 0 |
| 1044 Flint 44 | 0 |
| 1045 Flint 45 | 0 |
| 1046 Flint 46 | 0 |
| 1047 Flint 47 | 0 |
| 1048 Flint 48 | 0 |
| 1049 Flint 49 | 0 |
| 1050 Flint 50 | 0 |
| 1051 Flint 51 | 0 |
| 1052 Flint 52 | 0 |
| 1053 Flint 53 | 0 |
| 1054 Flint 54 | 0 |
| 1055 Flint 55 | 0 |
| 1056 Flint 56 | 0 |
| 1057 Flint 57 | 0 |
| 1058 Flint 58 | 1 |
| 1059 Flint 59 | 0 |
| 1060 Flint 60 | 0 |
| 1061 Flint 61 | 0 |
| 1101 Flint Twp 1 | 0 |

RUN DATE:03/15/16 09:24 AM

WITH 219 OF 219 PRECINCTS REPORTING

VOTES PERCENT

PRESIDENT

VOTE FOR 1

01 = UNDER VOTES

29

(CONTINUED FROM PREVIOUS PAGE)

| | |
|------------------------|----|
| | 01 |
| 1102 Flint Twp 2 | 0 |
| 1103 Flint Twp 3 | 0 |
| 1104 Flint Twp 4 | 1 |
| 1105 Flint Twp 5 | 0 |
| 1106 Flint Twp 6 | 0 |
| 1107 Flint Twp 7 | 0 |
| 1108 Flint Twp 8 | 0 |
| 1109 Flint Twp 9 | 0 |
| 1110 Flint Twp 10 | 0 |
| 1111 Flint Twp 11 | 0 |
| 1112 Flint Twp 12 | 0 |
| 1113 Flint Twp 13 | 0 |
| 1114 Flint Twp 14 | 0 |
| 1115 Flint Twp 15 | 0 |
| 1201 Flushing 1 | 0 |
| 1202 Flushing 2 | 0 |
| 1203 Flushing 3 | 1 |
| 1204 Flushing 4 | 0 |
| 1205 Flushing 5 | 0 |
| 1301 Flushing Twp 1 | 0 |
| 1302 Flushing Twp 2 | 1 |
| 1303 Flushing Twp 3 | 1 |
| 1304 Flushing Twp 4 | 1 |
| 1305 Flushing Twp 5 | 0 |
| 1306 Flushing Twp 6 | 0 |
| 1307 Flushing Twp 7 | 1 |
| 1401 Forest Twp 1 | 2 |
| 1402 Forest Twp 2 | 0 |
| 1403 Forest Twp 3 | 0 |
| 1501 Gaines Twp 1 | 0 |
| 1502 Gaines Twp 2 | 0 |
| 1503 Gaines Twp 3 | 0 |
| 1504 Gaines Twp 4 | 0 |
| 1601 Genesee Twp 1 | 0 |
| 1602 Genesee Twp 2 | 0 |
| 1603 Genesee Twp 3 | 0 |
| 1604 Genesee Twp 4 | 0 |
| 1605 Genesee Twp 5 | 0 |
| 1606 Genesee Twp 6 | 0 |
| 1607 Genesee Twp 7 | 0 |
| 1608 Genesee Twp 8 | 1 |
| 1609 Genesee Twp 9 | 0 |
| 1701 Grand Blanc 1 | 0 |
| 1702 Grand Blanc 2 | 0 |
| 1703 Grand Blanc 3 | 0 |
| 1704 Grand Blanc 4 | 0 |
| 1801 Grand Blanc Twp 1 | 0 |
| 1802 Grand Blanc Twp 2 | 0 |
| 1803 Grand Blanc Twp 3 | 0 |
| 1804 Grand Blanc Twp 4 | 0 |
| 1805 Grand Blanc Twp 5 | 0 |
| 1806 Grand Blanc Twp 6 | 1 |
| 1807 Grand Blanc Twp 7 | 0 |
| 1808 Grand Blanc Twp 8 | 1 |
| 1809 Grand Blanc Twp 9 | 0 |

WITH 219 OF 219 PRECINCTS REPORTING

PRESIDENT

VOTES PERCENT

VOTE FOR 1

29

01 = UNDER VOTES

(CONTINUED FROM PREVIOUS PAGE)

01

| | |
|-------------------------|---|
| 1810 Grand Blanc Twp 10 | 0 |
| 1811 Grand Blanc Twp 11 | 0 |
| 1812 Grand Blanc Twp 12 | 0 |
| 1813 Grand Blanc Twp 13 | 1 |
| 1814 Grand Blanc Twp 14 | 2 |
| 1815 Grand Blanc Twp 15 | 1 |
| 1901 Linden 1 | 0 |
| 1902 Linden 2 | 1 |
| 2001 Montrose 1 | 0 |
| 2101 Montrose Twp 1 | 0 |
| 2102 Montrose Twp 2 | 0 |
| 2103 Montrose Twp 3 | 0 |
| 2104 Montrose Twp 4 | 0 |
| 2201 Mt. Morris 1 | 0 |
| 2202 Mt. Morris 2 | 0 |
| 2301 Mt. Morris Twp 1 | 0 |
| 2302 Mt. Morris Twp 2 | 0 |
| 2303 Mt. Morris Twp 3 | 0 |
| 2304 Mt. Morris Twp 4 | 0 |
| 2306 Mt. Morris Twp 6 | 0 |
| 2308 Mt. Morris Twp 8 | 0 |
| 2309 Mt. Morris Twp 9 | 0 |
| 2310 Mt. Morris Twp 10 | 0 |
| 2311 Mt. Morris Twp 11 | 0 |
| 2312 Mt. Morris Twp 12 | 0 |
| 2313 Mt. Morris Twp 13 | 0 |
| 2314 Mt. Morris Twp 14 | 0 |
| 2315 Mt. Morris Twp 15 | 0 |
| 2401 Mundy Twp 1 | 0 |
| 2402 Mundy Twp 2 | 0 |
| 2403 Mundy Twp 3 | 0 |
| 2404 Mundy Twp 4 | 1 |
| 2405 Mundy Twp 5 | 0 |
| 2406 Mundy Twp 6 | 0 |
| 2407 Mundy Twp 7 | 1 |
| 2408 Mundy Twp 8 | 1 |
| 2409 Mundy Twp 9 | 1 |
| 2501 Richfield Twp 1 | 0 |
| 2502 Richfield Twp 2 | 0 |
| 2503 Richfield Twp 3 | 0 |
| 2504 Richfield Twp 4 | 0 |
| 2601 Swartz Creek 1 | 0 |
| 2602 Swartz Creek 2 | 0 |
| 2603 Swartz Creek 3 | 0 |
| 2604 Swartz Creek 4 | 0 |
| 2701 Thetford Twp 1 | 0 |
| 2702 Thetford Twp 2 | 0 |
| 2703 Thetford Twp 3 | 0 |
| 2704 Thetford Twp 4 | 0 |
| 2801 Vienna Twp 1 | 0 |
| 2802 Vienna Twp 2 | 0 |
| 2803 Vienna Twp 3 | 0 |
| 2804 Vienna Twp 4 | 0 |
| 2805 Vienna Twp 5 | 0 |

WITH 219 OF 219 PRECINCTS REPORTING

| PRESIDENT | VOTES | PERCENT | | VOTES | PERCENT |
|-------------------------------|--------|---------|------------------|-------|---------|
| VOTE FOR 1 | | | | | |
| 01 = Hillary Clinton | 31,366 | 51.73 | 05 = Uncommitted | 946 | 1.56 |
| 02 = Roque Rocky De La Fuente | 39 | .06 | 06 = WRITE-IN | 27 | .04 |
| 03 = Martin J. O'Malley | 85 | .14 | 07 = OVER VOTES | 82 | |
| 04 = Bernie Sanders | 28,171 | 46.46 | 08 = UNDER VOTES | 41 | |

| 01 | 02 | 03 | 04 | 05 | 06 | 07 | 08 |
|----|----|----|----|----|----|----|----|
|----|----|----|----|----|----|----|----|

| | | | | | | | | |
|----------------------|-----|---|---|-----|----|---|---|---|
| 0101 Argentine Twp 1 | 104 | 0 | 0 | 156 | 12 | 0 | 0 | 0 |
| 0102 Argentine Twp 2 | 118 | 0 | 0 | 223 | 12 | 0 | 0 | 0 |
| 0103 Argentine Twp 3 | 25 | 0 | 1 | 58 | 2 | 0 | 0 | 0 |
| 0201 Atlas Twp 1 | 104 | 0 | 0 | 129 | 2 | 0 | 0 | 0 |
| 0202 Atlas Twp 2 | 72 | 0 | 0 | 99 | 4 | 0 | 0 | 1 |
| 0203 Atlas Twp 3 | 92 | 0 | 0 | 136 | 6 | 0 | 0 | 1 |
| 0204 Atlas Twp 4 | 94 | 0 | 0 | 125 | 3 | 0 | 0 | 0 |
| 0301 Burton 1 | 193 | 1 | 1 | 172 | 10 | 0 | 1 | 1 |
| 0302 Burton 2 | 130 | 0 | 0 | 164 | 6 | 0 | 0 | 0 |
| 0303 Burton 3 | 196 | 1 | 2 | 271 | 13 | 0 | 0 | 0 |
| 0304 Burton 4 | 136 | 0 | 2 | 196 | 4 | 0 | 0 | 1 |
| 0305 Burton 5 | 136 | 0 | 0 | 128 | 8 | 0 | 0 | 0 |
| 0306 Burton 6 | 122 | 0 | 0 | 105 | 3 | 0 | 0 | 0 |
| 0307 Burton 7 | 171 | 0 | 0 | 184 | 9 | 0 | 1 | 0 |
| 0308 Burton 8 | 154 | 0 | 1 | 185 | 4 | 0 | 0 | 0 |
| 0309 Burton 9 | 76 | 0 | 0 | 109 | 5 | 0 | 2 | 0 |
| 0310 Burton 10 | 210 | 0 | 0 | 223 | 11 | 0 | 1 | 0 |
| 0311 Burton 11 | 114 | 0 | 2 | 148 | 7 | 0 | 2 | 2 |
| 0312 Burton 12 | 111 | 0 | 2 | 146 | 4 | 1 | 0 | 0 |
| 0401 Clayton Twp 1 | 170 | 0 | 1 | 163 | 16 | 0 | 1 | 0 |
| 0402 Clayton Twp 2 | 142 | 0 | 0 | 167 | 8 | 0 | 0 | 0 |
| 0403 Clayton Twp 3 | 88 | 0 | 1 | 122 | 8 | 1 | 0 | 0 |
| 0404 Clayton Twp 4 | 73 | 0 | 1 | 110 | 8 | 1 | 0 | 0 |
| 0501 Clio 1 | 126 | 1 | 1 | 199 | 3 | 0 | 0 | 0 |
| 0601 Davison 1 | 51 | 0 | 1 | 98 | 3 | 0 | 0 | 0 |
| 0602 Davison 2 | 80 | 0 | 2 | 110 | 2 | 0 | 0 | 0 |
| 0603 Davison 3 | 86 | 0 | 0 | 117 | 4 | 1 | 1 | 0 |
| 0604 Davison 4 | 66 | 0 | 0 | 132 | 3 | 0 | 0 | 0 |
| 0701 Davison Twp 1 | 103 | 0 | 0 | 187 | 13 | 0 | 0 | 0 |
| 0702 Davison Twp 2 | 149 | 0 | 0 | 197 | 7 | 0 | 0 | 1 |
| 0703 Davison Twp 3 | 79 | 0 | 0 | 84 | 2 | 0 | 0 | 0 |
| 0704 Davison Twp 4 | 171 | 0 | 0 | 164 | 12 | 0 | 2 | 1 |
| 0705 Davison Twp 5 | 89 | 1 | 0 | 240 | 3 | 0 | 1 | 0 |
| 0706 Davison Twp 6 | 132 | 0 | 0 | 243 | 4 | 0 | 0 | 0 |
| 0707 Davison Twp 7 | 83 | 1 | 0 | 130 | 4 | 0 | 0 | 0 |
| 0708 Davison Twp 8 | 56 | 1 | 0 | 92 | 1 | 0 | 0 | 0 |
| 0709 Davison Twp 9 | 111 | 0 | 1 | 202 | 2 | 0 | 0 | 0 |
| 0801 Fenton 1 | 81 | 0 | 1 | 187 | 3 | 0 | 0 | 0 |
| 0802 Fenton 2 | 97 | 1 | 1 | 167 | 2 | 0 | 0 | 0 |
| 0803 Fenton 3 | 91 | 1 | 0 | 148 | 3 | 0 | 0 | 0 |
| 0804 Fenton 4 | 81 | 0 | 0 | 191 | 0 | 0 | 0 | 0 |
| 0805 Fenton 5 | 72 | 1 | 0 | 155 | 1 | 0 | 0 | 0 |
| 0901 Fenton Twp 1 | 85 | 0 | 1 | 140 | 2 | 0 | 0 | 0 |
| 0902 Fenton Twp 2 | 90 | 0 | 0 | 127 | 2 | 0 | 3 | 0 |
| 0903 Fenton Twp 3 | 133 | 0 | 1 | 233 | 4 | 0 | 0 | 0 |
| 0904 Fenton Twp 4 | 111 | 0 | 0 | 142 | 7 | 0 | 0 | 0 |
| 0905 Fenton Twp 5 | 115 | 0 | 1 | 198 | 4 | 0 | 0 | 0 |
| 0906 Fenton Twp 6 | 83 | 1 | 0 | 104 | 3 | 0 | 0 | 0 |
| 1001 Flint 1 | 404 | 1 | 0 | 107 | 0 | 0 | 0 | 0 |
| 1002 Flint 2 | 363 | 1 | 2 | 79 | 0 | 0 | 0 | 0 |
| 1003 Flint 3 | 161 | 0 | 1 | 48 | 0 | 0 | 0 | 1 |
| 1004 Flint 4 | 379 | 0 | 0 | 108 | 0 | 0 | 0 | 0 |

WITH 219 OF 219 PRECINCTS REPORTING

| PRESIDENT | VOTES | PERCENT | | VOTES | PERCENT |
|-------------------------------|--------|---------|------------------|-------|---------|
| VOTE FOR 1 | | | | | |
| 01 = Hillary Clinton | 31,366 | 51.73 | 05 = Uncommitted | 946 | 1.56 |
| 02 = Roque Rocky De La Fuente | 39 | .06 | 06 = WRITE-IN | 27 | .04 |
| 03 = Martin J. O'Malley | 85 | .14 | 07 = OVER VOTES | 82 | |
| 04 = Bernie Sanders | 28,171 | 46.46 | 08 = UNDER VOTES | 41 | |

(CONTINUED FROM PREVIOUS PAGE)

| | 01 | 02 | 03 | 04 | 05 | 06 | 07 | 08 |
|---------------|-----|----|----|-----|----|----|----|----|
| 1005 Flint 5 | 234 | 1 | 0 | 65 | 0 | 0 | 0 | 0 |
| 1006 Flint 6 | 301 | 0 | 0 | 66 | 2 | 0 | 0 | 0 |
| 1007 Flint 7 | 124 | 0 | 0 | 42 | 0 | 1 | 1 | 0 |
| 1008 Flint 8 | 326 | 0 | 0 | 106 | 1 | 0 | 3 | 0 |
| 1009 Flint 9 | 183 | 0 | 1 | 37 | 0 | 0 | 0 | 0 |
| 1010 Flint 10 | 231 | 0 | 0 | 70 | 1 | 0 | 0 | 0 |
| 1011 Flint 11 | 235 | 0 | 0 | 77 | 0 | 0 | 0 | 0 |
| 1012 Flint 12 | 227 | 0 | 0 | 72 | 0 | 0 | 0 | 0 |
| 1013 Flint 13 | 31 | 0 | 0 | 4 | 0 | 0 | 0 | 0 |
| 1014 Flint 14 | 237 | 0 | 1 | 87 | 1 | 0 | 0 | 0 |
| 1015 Flint 15 | 120 | 0 | 0 | 34 | 0 | 0 | 0 | 0 |
| 1016 Flint 16 | 293 | 0 | 0 | 106 | 1 | 0 | 0 | 0 |
| 1017 Flint 17 | 179 | 0 | 0 | 46 | 1 | 1 | 0 | 0 |
| 1018 Flint 18 | 88 | 0 | 0 | 24 | 0 | 0 | 0 | 0 |
| 1019 Flint 19 | 68 | 0 | 0 | 44 | 1 | 0 | 0 | 0 |
| 1020 Flint 20 | 129 | 0 | 1 | 90 | 1 | 0 | 0 | 1 |
| 1021 Flint 21 | 109 | 0 | 0 | 65 | 0 | 0 | 0 | 0 |
| 1022 Flint 22 | 163 | 0 | 0 | 200 | 2 | 0 | 0 | 0 |
| 1023 Flint 23 | 61 | 0 | 0 | 75 | 0 | 0 | 0 | 0 |
| 1024 Flint 24 | 70 | 0 | 0 | 76 | 0 | 0 | 0 | 0 |
| 1025 Flint 25 | 148 | 0 | 2 | 140 | 3 | 0 | 0 | 0 |
| 1026 Flint 26 | 86 | 0 | 0 | 64 | 0 | 0 | 1 | 0 |
| 1027 Flint 27 | 15 | 0 | 0 | 12 | 0 | 0 | 0 | 0 |
| 1028 Flint 28 | 252 | 0 | 0 | 83 | 1 | 0 | 0 | 0 |
| 1029 Flint 29 | 324 | 2 | 0 | 142 | 2 | 0 | 0 | 0 |
| 1030 Flint 30 | 7 | 0 | 0 | 4 | 0 | 0 | 0 | 0 |
| 1031 Flint 31 | 129 | 0 | 0 | 95 | 1 | 0 | 0 | 0 |
| 1032 Flint 32 | 36 | 1 | 0 | 56 | 0 | 0 | 1 | 0 |
| 1033 Flint 33 | 21 | 0 | 1 | 25 | 0 | 0 | 0 | 0 |
| 1034 Flint 34 | 10 | 0 | 0 | 12 | 0 | 0 | 0 | 0 |
| 1035 Flint 35 | 30 | 0 | 1 | 20 | 0 | 0 | 0 | 0 |
| 1036 Flint 36 | 7 | 0 | 0 | 7 | 0 | 0 | 0 | 0 |
| 1037 Flint 37 | 179 | 0 | 0 | 34 | 3 | 0 | 0 | 0 |
| 1038 Flint 38 | 15 | 0 | 0 | 34 | 0 | 0 | 0 | 0 |
| 1039 Flint 39 | 195 | 0 | 0 | 105 | 1 | 2 | 1 | 0 |
| 1040 Flint 40 | 456 | 1 | 0 | 138 | 3 | 1 | 2 | 0 |
| 1041 Flint 41 | 190 | 0 | 0 | 78 | 0 | 0 | 0 | 0 |
| 1042 Flint 42 | 161 | 1 | 0 | 164 | 3 | 0 | 0 | 0 |
| 1043 Flint 43 | 31 | 0 | 0 | 46 | 0 | 0 | 0 | 0 |
| 1044 Flint 44 | 171 | 0 | 1 | 121 | 0 | 0 | 3 | 0 |
| 1045 Flint 45 | 316 | 1 | 0 | 227 | 0 | 0 | 0 | 1 |
| 1046 Flint 46 | 149 | 0 | 1 | 235 | 3 | 0 | 0 | 0 |
| 1047 Flint 47 | 64 | 0 | 0 | 72 | 1 | 1 | 0 | 0 |
| 1048 Flint 48 | 177 | 1 | 0 | 241 | 2 | 0 | 4 | 0 |
| 1049 Flint 49 | 548 | 0 | 0 | 164 | 2 | 1 | 0 | 0 |
| 1050 Flint 50 | 384 | 0 | 0 | 134 | 2 | 0 | 0 | 0 |
| 1051 Flint 51 | 143 | 0 | 0 | 157 | 1 | 0 | 1 | 0 |
| 1052 Flint 52 | 115 | 0 | 0 | 137 | 2 | 0 | 0 | 0 |
| 1053 Flint 53 | 107 | 1 | 0 | 126 | 1 | 1 | 0 | 0 |
| 1054 Flint 54 | 56 | 0 | 0 | 56 | 1 | 0 | 0 | 0 |
| 1055 Flint 55 | 114 | 0 | 0 | 131 | 0 | 0 | 0 | 0 |
| 1056 Flint 56 | 402 | 0 | 0 | 177 | 4 | 0 | 0 | 0 |

WITH 219 OF 219 PRECINCTS REPORTING

| PRESIDENT | VOTES | PERCENT | | VOTES | PERCENT |
|-------------------------------|--------|---------|------------------|-------|---------|
| VOTE FOR 1 | | | | | |
| 01 = Hillary Clinton | 31,366 | 51.73 | 05 = Uncommitted | 946 | 1.56 |
| 02 = Roque Rocky De La Fuente | 39 | .06 | 06 = WRITE-IN | 27 | .04 |
| 03 = Martin J. O'Malley | 85 | .14 | 07 = OVER VOTES | 82 | |
| 04 = Bernie Sanders | 28,171 | 46.46 | 08 = UNDER VOTES | 41 | |

(CONTINUED FROM PREVIOUS PAGE)

| | 01 | 02 | 03 | 04 | 05 | 06 | 07 | 08 |
|---------------------|-----|----|----|-----|----|----|----|----|
| 1057 Flint 57 | 173 | 0 | 0 | 198 | 3 | 0 | 0 | 0 |
| 1058 Flint 58 | 125 | 0 | 0 | 124 | 1 | 0 | 0 | 0 |
| 1059 Flint 59 | 62 | 0 | 0 | 60 | 1 | 0 | 0 | 0 |
| 1060 Flint 60 | 309 | 1 | 1 | 172 | 3 | 0 | 2 | 1 |
| 1061 Flint 61 | 77 | 1 | 0 | 54 | 0 | 0 | 0 | 0 |
| 1101 Flint Twp 1 | 366 | 0 | 2 | 191 | 9 | 0 | 0 | 0 |
| 1102 Flint Twp 2 | 223 | 0 | 2 | 131 | 6 | 0 | 1 | 0 |
| 1103 Flint Twp 3 | 181 | 1 | 0 | 197 | 14 | 0 | 1 | 1 |
| 1104 Flint Twp 4 | 423 | 0 | 0 | 202 | 2 | 0 | 0 | 0 |
| 1105 Flint Twp 5 | 266 | 0 | 1 | 184 | 8 | 2 | 0 | 0 |
| 1106 Flint Twp 6 | 258 | 0 | 0 | 213 | 17 | 1 | 0 | 0 |
| 1107 Flint Twp 7 | 374 | 0 | 0 | 181 | 1 | 0 | 8 | 1 |
| 1108 Flint Twp 8 | 14 | 0 | 0 | 12 | 0 | 0 | 0 | 1 |
| 1109 Flint Twp 9 | 207 | 0 | 1 | 170 | 3 | 0 | 0 | 0 |
| 1110 Flint Twp 10 | 126 | 0 | 0 | 107 | 2 | 0 | 0 | 0 |
| 1111 Flint Twp 11 | 135 | 0 | 2 | 97 | 3 | 0 | 1 | 0 |
| 1112 Flint Twp 12 | 105 | 0 | 1 | 115 | 11 | 0 | 2 | 0 |
| 1113 Flint Twp 13 | 81 | 0 | 0 | 107 | 8 | 1 | 2 | 0 |
| 1114 Flint Twp 14 | 165 | 0 | 0 | 169 | 2 | 0 | 0 | 0 |
| 1115 Flint Twp 15 | 148 | 0 | 0 | 151 | 11 | 0 | 2 | 0 |
| 1201 Flushing 1 | 62 | 0 | 0 | 115 | 4 | 0 | 0 | 0 |
| 1202 Flushing 2 | 77 | 0 | 0 | 102 | 3 | 0 | 0 | 0 |
| 1203 Flushing 3 | 125 | 0 | 0 | 141 | 2 | 1 | 0 | 0 |
| 1204 Flushing 4 | 123 | 0 | 0 | 173 | 2 | 0 | 0 | 0 |
| 1205 Flushing 5 | 128 | 0 | 0 | 167 | 4 | 0 | 0 | 0 |
| 1301 Flushing Twp 1 | 87 | 0 | 0 | 146 | 13 | 0 | 0 | 0 |
| 1302 Flushing Twp 2 | 130 | 1 | 0 | 189 | 9 | 0 | 0 | 0 |
| 1303 Flushing Twp 3 | 99 | 0 | 0 | 83 | 6 | 0 | 3 | 0 |
| 1304 Flushing Twp 4 | 55 | 0 | 0 | 76 | 5 | 0 | 0 | 0 |
| 1305 Flushing Twp 5 | 95 | 0 | 0 | 103 | 2 | 0 | 0 | 0 |
| 1306 Flushing Twp 6 | 68 | 0 | 3 | 97 | 2 | 0 | 0 | 1 |
| 1307 Flushing Twp 7 | 106 | 0 | 0 | 104 | 10 | 0 | 1 | 0 |
| 1401 Forest Twp 1 | 73 | 0 | 0 | 108 | 1 | 0 | 0 | 0 |
| 1402 Forest Twp 2 | 138 | 0 | 1 | 119 | 7 | 0 | 0 | 2 |
| 1403 Forest Twp 3 | 99 | 0 | 0 | 124 | 9 | 1 | 0 | 1 |
| 1501 Gaines Twp 1 | 117 | 0 | 1 | 173 | 5 | 0 | 0 | 0 |
| 1502 Gaines Twp 2 | 70 | 0 | 1 | 102 | 5 | 0 | 0 | 0 |
| 1503 Gaines Twp 3 | 55 | 0 | 0 | 83 | 2 | 0 | 0 | 0 |
| 1504 Gaines Twp 4 | 100 | 0 | 0 | 159 | 7 | 1 | 0 | 1 |
| 1601 Genesee Twp 1 | 104 | 0 | 1 | 125 | 4 | 0 | 0 | 0 |
| 1602 Genesee Twp 2 | 211 | 0 | 0 | 97 | 1 | 0 | 2 | 0 |
| 1603 Genesee Twp 3 | 162 | 0 | 1 | 109 | 7 | 0 | 0 | 1 |
| 1604 Genesee Twp 4 | 207 | 0 | 0 | 216 | 1 | 0 | 0 | 2 |
| 1605 Genesee Twp 5 | 87 | 2 | 0 | 116 | 6 | 0 | 5 | 0 |
| 1606 Genesee Twp 6 | 164 | 0 | 0 | 206 | 8 | 1 | 0 | 0 |
| 1607 Genesee Twp 7 | 128 | 0 | 0 | 168 | 4 | 0 | 0 | 0 |
| 1608 Genesee Twp 8 | 198 | 0 | 2 | 272 | 8 | 0 | 0 | 0 |
| 1609 Genesee Twp 9 | 197 | 2 | 0 | 193 | 8 | 0 | 3 | 0 |
| 1701 Grand Blanc 1 | 108 | 0 | 0 | 140 | 3 | 0 | 0 | 0 |
| 1702 Grand Blanc 2 | 121 | 0 | 1 | 143 | 4 | 0 | 0 | 0 |
| 1703 Grand Blanc 3 | 139 | 0 | 0 | 144 | 7 | 0 | 0 | 0 |
| 1704 Grand Blanc 4 | 145 | 2 | 0 | 205 | 3 | 0 | 1 | 0 |

WITH 219 OF 219 PRECINCTS REPORTING

| PRESIDENT | VOTES | PERCENT | | VOTES | PERCENT |
|-------------------------------|--------|---------|------------------|-------|---------|
| VOTE FOR 1 | | | | | |
| 01 = Hillary Clinton | 31,366 | 51.73 | 05 = Uncommitted | 946 | 1.56 |
| 02 = Roque Rocky De La Fuente | 39 | .06 | 06 = WRITE-IN | 27 | .04 |
| 03 = Martin J. O'Malley | 85 | .14 | 07 = OVER VOTES | 82 | |
| 04 = Bernie Sanders | 28,171 | 46.46 | 08 = UNDER VOTES | 41 | |

(CONTINUED FROM PREVIOUS PAGE)

| | 01 | 02 | 03 | 04 | 05 | 06 | 07 | 08 |
|-------------------------|-----|----|----|-----|----|----|----|----|
| 1801 Grand Blanc Twp 1 | 260 | 0 | 0 | 241 | 8 | 0 | 0 | 0 |
| 1802 Grand Blanc Twp 2 | 90 | 0 | 0 | 120 | 2 | 0 | 2 | 0 |
| 1803 Grand Blanc Twp 3 | 107 | 0 | 1 | 121 | 4 | 0 | 1 | 0 |
| 1804 Grand Blanc Twp 4 | 197 | 0 | 0 | 190 | 4 | 1 | 1 | 0 |
| 1805 Grand Blanc Twp 5 | 223 | 0 | 0 | 282 | 8 | 0 | 0 | 1 |
| 1806 Grand Blanc Twp 6 | 227 | 0 | 0 | 198 | 6 | 1 | 0 | 0 |
| 1807 Grand Blanc Twp 7 | 240 | 0 | 0 | 120 | 10 | 0 | 0 | 0 |
| 1808 Grand Blanc Twp 8 | 148 | 0 | 0 | 164 | 5 | 0 | 1 | 0 |
| 1809 Grand Blanc Twp 9 | 186 | 1 | 0 | 222 | 5 | 0 | 0 | 0 |
| 1810 Grand Blanc Twp 10 | 193 | 0 | 0 | 147 | 9 | 0 | 0 | 0 |
| 1811 Grand Blanc Twp 11 | 94 | 0 | 1 | 139 | 6 | 0 | 2 | 0 |
| 1812 Grand Blanc Twp 12 | 144 | 0 | 0 | 157 | 0 | 0 | 1 | 0 |
| 1813 Grand Blanc Twp 13 | 132 | 1 | 2 | 144 | 9 | 0 | 0 | 0 |
| 1814 Grand Blanc Twp 14 | 169 | 0 | 0 | 221 | 8 | 1 | 2 | 0 |
| 1815 Grand Blanc Twp 15 | 109 | 0 | 0 | 114 | 2 | 0 | 0 | 0 |
| 1901 Linden 1 | 100 | 0 | 0 | 92 | 8 | 1 | 0 | 1 |
| 1902 Linden 2 | 102 | 0 | 0 | 157 | 4 | 0 | 0 | 2 |
| 2001 Montrose 1 | 68 | 0 | 2 | 123 | 1 | 0 | 0 | 0 |
| 2101 Montrose Twp 1 | 66 | 0 | 1 | 84 | 2 | 0 | 0 | 1 |
| 2102 Montrose Twp 2 | 56 | 0 | 0 | 89 | 2 | 0 | 0 | 0 |
| 2103 Montrose Twp 3 | 65 | 0 | 1 | 100 | 6 | 0 | 0 | 0 |
| 2104 Montrose Twp 4 | 83 | 0 | 0 | 97 | 4 | 0 | 0 | 2 |
| 2201 Mt. Morris 1 | 63 | 0 | 0 | 84 | 3 | 0 | 0 | 0 |
| 2202 Mt. Morris 2 | 102 | 0 | 1 | 96 | 2 | 0 | 0 | 0 |
| 2301 Mt. Morris Twp 1 | 103 | 0 | 0 | 78 | 2 | 0 | 0 | 0 |
| 2302 Mt. Morris Twp 2 | 113 | 0 | 0 | 58 | 5 | 0 | 0 | 0 |
| 2303 Mt. Morris Twp 3 | 97 | 0 | 1 | 122 | 3 | 0 | 0 | 0 |
| 2304 Mt. Morris Twp 4 | 108 | 0 | 0 | 67 | 2 | 0 | 0 | 0 |
| 2306 Mt. Morris Twp 6 | 132 | 0 | 0 | 94 | 6 | 0 | 0 | 0 |
| 2308 Mt. Morris Twp 8 | 86 | 0 | 0 | 30 | 2 | 0 | 0 | 0 |
| 2309 Mt. Morris Twp 9 | 178 | 0 | 0 | 64 | 0 | 0 | 0 | 0 |
| 2310 Mt. Morris Twp 10 | 256 | 0 | 0 | 83 | 3 | 0 | 0 | 0 |
| 2311 Mt. Morris Twp 11 | 286 | 1 | 0 | 107 | 1 | 0 | 0 | 0 |
| 2312 Mt. Morris Twp 12 | 270 | 0 | 0 | 98 | 3 | 0 | 1 | 0 |
| 2313 Mt. Morris Twp 13 | 371 | 0 | 2 | 91 | 1 | 1 | 0 | 0 |
| 2314 Mt. Morris Twp 14 | 193 | 0 | 0 | 173 | 9 | 0 | 0 | 2 |
| 2315 Mt. Morris Twp 15 | 123 | 0 | 0 | 145 | 7 | 0 | 0 | 0 |
| 2401 Mundy Twp 1 | 188 | 2 | 1 | 225 | 15 | 0 | 0 | 1 |
| 2402 Mundy Twp 2 | 117 | 0 | 2 | 126 | 7 | 0 | 0 | 1 |
| 2403 Mundy Twp 3 | 106 | 0 | 0 | 128 | 10 | 0 | 0 | 1 |
| 2404 Mundy Twp 4 | 108 | 0 | 0 | 134 | 18 | 0 | 0 | 1 |
| 2405 Mundy Twp 5 | 60 | 0 | 1 | 73 | 7 | 1 | 0 | 0 |
| 2406 Mundy Twp 6 | 152 | 0 | 0 | 146 | 7 | 0 | 1 | 2 |
| 2407 Mundy Twp 7 | 116 | 1 | 0 | 148 | 2 | 0 | 3 | 1 |
| 2408 Mundy Twp 8 | 96 | 0 | 0 | 91 | 6 | 0 | 0 | 0 |
| 2409 Mundy Twp 9 | 60 | 0 | 0 | 71 | 4 | 0 | 0 | 0 |
| 2501 Richfield Twp 1 | 148 | 0 | 0 | 104 | 1 | 0 | 0 | 0 |
| 2502 Richfield Twp 2 | 216 | 0 | 0 | 181 | 7 | 0 | 0 | 0 |
| 2503 Richfield Twp 3 | 126 | 0 | 0 | 231 | 5 | 0 | 0 | 0 |
| 2504 Richfield Twp 4 | 66 | 1 | 1 | 120 | 4 | 0 | 0 | 0 |
| 2601 Swartz Creek 1 | 105 | 0 | 1 | 142 | 5 | 0 | 0 | 0 |
| 2602 Swartz Creek 2 | 118 | 0 | 1 | 164 | 4 | 0 | 0 | 0 |

WITH 219 OF 219 PRECINCTS REPORTING

| PRESIDENT | VOTES | PERCENT | | VOTES | PERCENT |
|-------------------------------|--------|---------|------------------|-------|---------|
| VOTE FOR 1 | | | | | |
| 01 = Hillary Clinton | 31,366 | 51.73 | 05 = Uncommitted | 946 | 1.56 |
| 02 = Roque Rocky De La Fuente | 39 | .06 | 06 = WRITE-IN | 27 | .04 |
| 03 = Martin J. O'Malley | 85 | .14 | 07 = OVER VOTES | 82 | |
| 04 = Bernie Sanders | 28,171 | 46.46 | 08 = UNDER VOTES | 41 | |

| (CONTINUED FROM PREVIOUS PAGE) | 01 | 02 | 03 | 04 | 05 | 06 | 07 | 08 |
|--------------------------------|-----|----|----|-----|----|----|----|----|
| 2603 Swartz Creek 3 | 88 | 0 | 0 | 123 | 7 | 0 | 0 | 0 |
| 2604 Swartz Creek 4 | 150 | 0 | 0 | 125 | 12 | 0 | 0 | 0 |
| 2701 Thetford Twp 1 | 121 | 0 | 1 | 100 | 4 | 0 | 1 | 0 |
| 2702 Thetford Twp 2 | 68 | 0 | 0 | 96 | 5 | 0 | 0 | 0 |
| 2703 Thetford Twp 3 | 106 | 0 | 2 | 140 | 17 | 0 | 0 | 0 |
| 2704 Thetford Twp 4 | 119 | 0 | 1 | 156 | 9 | 0 | 0 | 0 |
| 2801 Vienna Twp 1 | 179 | 1 | 2 | 165 | 11 | 1 | 0 | 0 |
| 2802 Vienna Twp 2 | 170 | 0 | 1 | 171 | 15 | 0 | 0 | 0 |
| 2803 Vienna Twp 3 | 175 | 0 | 1 | 217 | 10 | 0 | 0 | 0 |
| 2804 Vienna Twp 4 | 158 | 0 | 0 | 152 | 10 | 0 | 0 | 2 |
| 2805 Vienna Twp 5 | 108 | 0 | 1 | 126 | 9 | 0 | 0 | 0 |

NUMBERED KEY CANVASS

RUN DATE:03/15/16 09:24 AM

GENESEE COUNTY, MICHIGAN
2016 PRESIDENTIAL PRIMARY
MARCH 8, 2016

OFFICIAL RESULTS

REPORT-EL52

PAGE 0019

WITH 2 OF 2 PRECINCTS REPORTING

LINDEN CITY MOSQUITO CONTROL

VOTES PERCENT

VOTES PERCENT

VOTE FOR 1

01 = YES

02 = NO

982 86.90

148 13.10

03 = OVER VOTES

04 = UNDER VOTES

0

27

01 02 03 04

1901 Linden 1

404 72 0 10

1902 Linden 2

578 76 0 17

NUMBERED KEY CANVASS

RUN DATE:03/15/16 09:24 AM

GENESEE COUNTY, MICHIGAN
2016 PRESIDENTIAL PRIMARY
MARCH 8, 2016

OFFICIAL RESULTS

REPORT-EL52 PAGE 0020

WITH 4 OF 4 PRECINCTS REPORTING

MONTROSE TOWNSHIP POLICE MILLAGE

VOTES PERCENT

VOTES PERCENT

VOTE FOR 1

01 = YES

02 = NO

829 65.07

445 34.93

03 = OVER VOTES

04 = UNDER VOTES

0

35

01 02 03 04

| | | | | |
|---------------------|-----|-----|---|----|
| 2101 Montrose Twp 1 | 178 | 116 | 0 | 7 |
| 2102 Montrose Twp 2 | 173 | 78 | 0 | 15 |
| 2103 Montrose Twp 3 | 237 | 106 | 0 | 6 |
| 2104 Montrose Twp 4 | 241 | 145 | 0 | 7 |

NUMBERED KEY CANVASS

GENESEE COUNTY, MICHIGAN
2016 PRESIDENTIAL PRIMARY
MARCH 8, 2016

OFFICIAL RESULTS

RUN DATE:03/15/16 09:24 AM

REPORT-EL52 PAGE 0021

WITH 9 OF 9 PRECINCTS REPORTING

MUNDY TOWNSHIP COMMERCIAL PROPERTY

VOTES PERCENT

VOTES PERCENT

VOTE FOR 1

01 = YES

02 = NO

1,304 29.46

3,122 70.54

03 = OVER VOTES

04 = UNDER VOTES

0

177

| 01 | 02 | 03 | 04 |
|----|----|----|----|
|----|----|----|----|

| | | | | |
|------------------|-----|-----|---|----|
| 2401 Mundy Twp 1 | 264 | 488 | 0 | 39 |
| 2402 Mundy Twp 2 | 170 | 305 | 0 | 23 |
| 2403 Mundy Twp 3 | 175 | 347 | 0 | 27 |
| 2404 Mundy Twp 4 | 119 | 428 | 0 | 10 |
| 2405 Mundy Twp 5 | 68 | 241 | 0 | 6 |
| 2406 Mundy Twp 6 | 147 | 388 | 0 | 18 |
| 2407 Mundy Twp 7 | 126 | 383 | 0 | 21 |
| 2408 Mundy Twp 8 | 128 | 291 | 0 | 23 |
| 2409 Mundy Twp 9 | 107 | 251 | 0 | 10 |

NUMBERED KEY CANVASS

RUN DATE:03/15/16 09:24 AM

GENESEE COUNTY, MICHIGAN
2016 PRESIDENTIAL PRIMARY
MARCH 8, 2016

OFFICIAL RESULTS

REPORT-EL52 PAGE 0022

WITH 3 OF 3 PRECINCTS REPORTING

BYRON AREA SCHOOLS SINKING FUND

VOTES PERCENT

VOTES PERCENT

VOTE FOR 1

01 = YES

02 = NO

320 53.42

279 46.58

03 = OVER VOTES

04 = UNDER VOTES

0

13

.....
01 02 03 04
.....

0101 Argentine Twp 1

1 0 0 0

0102 Argentine Twp 2

235 201 0 11

0103 Argentine Twp 3

84 78 0 2

NUMBERED KEY CANVASS

RUN DATE:03/15/16 09:24 AM

GENESEE COUNTY, MICHIGAN
2016 PRESIDENTIAL PRIMARY
MARCH 8, 2016

OFFICIAL RESULTS

REPORT-EL52 PAGE 0023

WITH 9 OF 9 PRECINCTS REPORTING

GOODRICH SCHOOLS OPERATING MILLAGE

VOTES PERCENT

VOTES PERCENT

VOTE FOR 1

01 = YES

02 = NO

2.006 61.55

1.253 38.45

03 = OVER VOTES

04 = UNDER VOTES

0

131

.....
01 02 03 04
.....

| | | | | |
|------------------------------|-----|-----|---|----|
| 0201 Atlas Twp 1 | 436 | 277 | 0 | 32 |
| 0202 Atlas Twp 2 | 256 | 160 | 0 | 15 |
| 0203 Atlas Twp 3 | 457 | 300 | 0 | 41 |
| 0204 Atlas Twp 4 | 379 | 142 | 0 | 21 |
| 0707 Davison Twp 7 | 13 | 7 | 0 | 0 |
| 1810 Grand Blanc Twp 10 | 238 | 191 | 0 | 22 |
| 3101 Hadley Twp 1-Lapeer | 26 | 18 | 0 | 0 |
| 3102 Hadley Twp 2-Lapeer | 191 | 142 | 0 | 0 |
| 3601 Groveland Twp 1-Oakland | 10 | 16 | 0 | 0 |

NUMBERED KEY CANVASS

RUN DATE:03/15/16 09:24 AM

GENESEE COUNTY, MICHIGAN
2016 PRESIDENTIAL PRIMARY
MARCH 8, 2016

OFFICIAL RESULTS

REPORT-EL52

PAGE 0024

WITH 13 OF 13 PRECINCTS REPORTING

LAKEVILLE SCHOOLS OPERATING MILLAGE

VOTES PERCENT

VOTES PERCENT

VOTE FOR 1

01 = YES

02 = NO

1,779 53.23

1,563 46.77

03 = OVER VOTES

04 = UNDER VOTES

1
107

01 02 03 04

| | | | | |
|-----------------------------|-----|-----|---|----|
| 1401 Forest Twp 1 | 191 | 160 | 0 | 11 |
| 1402 Forest Twp 2 | 259 | 211 | 0 | 17 |
| 1403 Forest Twp 3 | 251 | 211 | 0 | 12 |
| 2501 Richfield Twp 1 | 83 | 99 | 0 | 6 |
| 2503 Richfield Twp 3 | 0 | 1 | 0 | 0 |
| 2504 Richfield Twp 4 | 177 | 122 | 0 | 9 |
| 2702 Thetford Twp 2 | 8 | 22 | 0 | 1 |
| 2703 Thetford Twp 3 | 14 | 15 | 0 | 0 |
| 2902 Deerfield Twp 2-Lapeer | 53 | 77 | 0 | 0 |
| 3201 Marathon Twp 1-Lapeer | 357 | 283 | 1 | 26 |
| 3202 Marathon Twp 2-Lapeer | 292 | 247 | 0 | 17 |
| 3301 Oregon Twp 1-Lapeer | 24 | 42 | 0 | 5 |
| 3302 Oregon Twp 2-Lapeer | 70 | 73 | 0 | 3 |

March 8, 2016

Summary Report

Gladwin County

Precinct Report

| | | | | | | |
|--|-------|---------|---|------|-------|---------|
| Registration & Turnout | 2,300 | Voters | DEM - President of the United States | (20) | 0/20 | 0.00% |
| Election Day Turnout | 6,278 | 272.96% | Martin O'Malley | | 7 | 0.33% |
| Election Day Manual Entry Turnout | 0 | 0.00% | Bernie Sanders | | 1,083 | 50.89% |
| Modems Turnout | 0 | 0.00% | Uncommitted | | 46 | 2.16% |
| County Clerk Turnout | 0 | 0.00% | Write-In | | 2 | 0.09% |
| Total ... | 6,278 | 272.96% | Total ... | | 2,128 | 100.00% |
| Non Partisan Registration & Turnout | 0 | Voters | County Headlee Proposal | (20) | 0/20 | 0.00% |
| Election Day Turnout | 219 | 0.00% | YES | | 1,631 | 26.99% |
| Election Day Manual Entry Turnout | 0 | 0.00% | NO | | 4,411 | 73.01% |
| Modems Turnout | 0 | 0.00% | Total ... | | 6,042 | 100.00% |
| County Clerk Turnout | 0 | 0.00% | | | | |
| Total ... | 219 | 0.00% | Billings Twp Proposal | (1) | 0/1 | 0.00% |
| | | | YES | | 417 | 68.81% |
| | | | NO | | 189 | 31.19% |
| | | | Total ... | | 606 | 100.00% |
| Republican Registration & Turnout | 0 | Voters | Clement Twp Proposal | (1) | 0/1 | 0.00% |
| Election Day Turnout | 3,914 | 0.00% | YES | | 137 | 66.18% |
| Election Day Manual Entry Turnout | 0 | 0.00% | NO | | 70 | 33.82% |
| Modems Turnout | 0 | 0.00% | Total ... | | 207 | 100.00% |
| County Clerk Turnout | 0 | 0.00% | | | | |
| Total ... | 3,914 | 0.00% | | | | |
| Democratic Registration & Turnout | 0 | Voters | | | | |
| Election Day Turnout | 2,145 | 0.00% | | | | |
| Election Day Manual Entry Turnout | 0 | 0.00% | | | | |
| Modems Turnout | 0 | 0.00% | | | | |
| County Clerk Turnout | 0 | 0.00% | | | | |
| Total ... | 2,145 | 0.00% | | | | |
| REP - President of the United States | (20) | 0/20 | 0.00% | | | |
| Jeb Bush | 32 | 0.82% | | | | |
| Ben Carson | 74 | 1.90% | | | | |
| Chris Christie | 16 | 0.41% | | | | |
| Ted Cruz | 927 | 23.76% | | | | |
| Carly Fiorina | 2 | 0.05% | | | | |
| Lindsey Graham | 0 | 0.00% | | | | |
| Mike Huckabee | 20 | 0.51% | | | | |
| John R. Kasich | 665 | 17.05% | | | | |
| George Pataki | 2 | 0.05% | | | | |
| Rand Paul | 16 | 0.41% | | | | |
| Marco Rubio | 304 | 7.79% | | | | |
| Rick Santorum | 8 | 0.21% | | | | |
| Donald J. Trump | 1,774 | 45.48% | | | | |
| Uncommitted | 59 | 1.51% | | | | |
| Write-In | 2 | 0.05% | | | | |
| Total ... | 3,901 | 100.00% | | | | |
| DEM - President of the United States | (20) | 0/20 | 0.00% | | | |
| Hillary Clinton | 985 | 46.29% | | | | |
| Roque Rocky De La Fuente | 5 | 0.23% | | | | |

R.C.W. GF
MM JH

March 8, 2016

Precinct Report

Gladwin County

Precinct Report

City of Beaverton Precinct 1

Registration & Turnout

| | | | |
|-----------------------------------|-----|---------|--|
| | | 100 | |
| Election Day Turnout | 199 | 199.00% | |
| Election Day Manual Entry Turnout | 0 | 0.00% | |
| Modems Turnout | 0 | 0.00% | |
| County Clerk Turnout | 0 | 0.00% | |
| Total... | 199 | 199.00% | |

Non Partisan Registration & Turnout

| | | | |
|-----------------------------------|---|-------|--|
| | | 0 | |
| Election Day Turnout | 6 | 0.00% | |
| Election Day Manual Entry Turnout | 0 | 0.00% | |
| Modems Turnout | 0 | 0.00% | |
| County Clerk Turnout | 0 | 0.00% | |
| Total... | 6 | 0.00% | |

Republican Registration & Turnout

| | | | |
|-----------------------------------|-----|-------|--|
| | | 0 | |
| Election Day Turnout | 110 | 0.00% | |
| Election Day Manual Entry Turnout | 0 | 0.00% | |
| Modems Turnout | 0 | 0.00% | |
| County Clerk Turnout | 0 | 0.00% | |
| Total... | 110 | 0.00% | |

Democratic Registration & Turnout

| | | | |
|-----------------------------------|----|-------|--|
| | | 0 | |
| Election Day Turnout | 83 | 0.00% | |
| Election Day Manual Entry Turnout | 0 | 0.00% | |
| Modems Turnout | 0 | 0.00% | |
| County Clerk Turnout | 0 | 0.00% | |
| Total... | 83 | 0.00% | |

REP - President of the United States

(Started)

| | | | |
|-----------------|-----|--------|--|
| Jeb Bush | 1 | 0.92% | |
| Ben Carson | 4 | 3.67% | |
| Chris Christie | 0 | 0.00% | |
| Ted Cruz | 27 | 24.77% | |
| Carly Fiorina | 0 | 0.00% | |
| Lindsey Graham | 0 | 0.00% | |
| Mike Huckabee | 1 | 0.92% | |
| John R. Kasich | 25 | 22.94% | |
| George Pataki | 0 | 0.00% | |
| Rand Paul | 0 | 0.00% | |
| Marco Rubio | 8 | 7.34% | |
| Rick Santorum | 0 | 0.00% | |
| Donald J. Trump | 42 | 38.53% | |
| Uncommitted | 1 | 0.92% | |
| Write-In | 0 | 0.00% | |
| Total... | 109 | 0.00% | |

DEM - President of the United States

(Started)

| | | | |
|--------------------------|----|--------|--|
| Hillary Clinton | 39 | 46.99% | |
| Roque Rocky De La Fuente | 0 | 0.00% | |
| Martin O'Malley | 0 | 0.00% | |
| Bernie Sanders | 42 | 50.60% | |
| Uncommitted | 2 | 2.41% | |

City of Beaverton Precinct 1

DEM - President of the United States

(Started)

| | | | |
|-------------------------|-----|---------|-----------|
| Write-In | 0 | 0.00% | |
| Total... | 83 | 0.00% | |
| County Headlee Proposal | | | (Started) |
| YES | 79 | 40.93% | |
| NO | 114 | 59.07% | |
| Total... | 193 | 100.00% | |

RCW GF
MM JH

March 8, 2016

Precinct Report

Gladwin County

Precinct Report

City of Gladwin Precinct 1

| Registration & Turnout | | 100 | |
|-----------------------------------|------------|----------------|--|
| Election Day Turnout | 129 | 129.00% | |
| Election Day Manual Entry Turnout | 0 | 0.00% | |
| Modems Turnout | 0 | 0.00% | |
| County Clerk Turnout | 0 | 0.00% | |
| Total... | 129 | 129.00% | |

| Non Partisan Registration & Turnout | | 0 | |
|-------------------------------------|----------|--------------|--|
| Election Day Turnout | 5 | 0.00% | |
| Election Day Manual Entry Turnout | 0 | 0.00% | |
| Modems Turnout | 0 | 0.00% | |
| County Clerk Turnout | 0 | 0.00% | |
| Total... | 5 | 0.00% | |

| Republican Registration & Turnout | | 0 | |
|-----------------------------------|-----------|--------------|--|
| Election Day Turnout | 71 | 0.00% | |
| Election Day Manual Entry Turnout | 0 | 0.00% | |
| Modems Turnout | 0 | 0.00% | |
| County Clerk Turnout | 0 | 0.00% | |
| Total... | 71 | 0.00% | |

| Democratic Registration & Turnout | | 0 | |
|-----------------------------------|-----------|--------------|--|
| Election Day Turnout | 53 | 0.00% | |
| Election Day Manual Entry Turnout | 0 | 0.00% | |
| Modems Turnout | 0 | 0.00% | |
| County Clerk Turnout | 0 | 0.00% | |
| Total... | 53 | 0.00% | |

| REP - President of the United States | | (Started) | |
|--------------------------------------|-----------|--------------|--|
| Jeb Bush | 0 | 0.00% | |
| Ben Carson | 1 | 1.45% | |
| Chris Christie | 1 | 1.45% | |
| Ted Cruz | 15 | 21.74% | |
| Carly Fiorina | 0 | 0.00% | |
| Lindsey Graham | 0 | 0.00% | |
| Mike Huckabee | 1 | 1.45% | |
| John R. Kasich | 13 | 18.84% | |
| George Pataki | 0 | 0.00% | |
| Rand Paul | 0 | 0.00% | |
| Marco Rubio | 7 | 10.14% | |
| Rick Santorum | 0 | 0.00% | |
| Donald J. Trump | 30 | 43.48% | |
| Uncommitted | 1 | 1.45% | |
| Write-In | 0 | 0.00% | |
| Total... | 69 | 0.00% | |

| DEM - President of the United States | | (Started) | |
|--------------------------------------|----|-----------|--|
| Hillary Clinton | 16 | 30.19% | |
| Roque Rocky De La Fuente | 0 | 0.00% | |
| Martin O'Malley | 0 | 0.00% | |
| Bernie Sanders | 36 | 67.92% | |
| Uncommitted | 1 | 1.89% | |

City of Gladwin Precinct 1

| DEM - President of the United States | | (Started) | |
|--------------------------------------|------------|----------------|--|
| Write-In | 0 | 0.00% | |
| Total... | 53 | 0.00% | |
| County Headlee Proposal | | (Started) | |
| YES | 42 | 34.15% | |
| NO | 81 | 65.85% | |
| Total... | 123 | 100.00% | |

RCW JF
MM JH

March 8, 2016

Precinct Report

Gladwin County

Precinct Report

City of Gladwin Precinct 2

| Registration & Turnout | | 100 | |
|-----------------------------------|------------|----------------|--|
| Election Day Turnout | 154 | 154.00% | |
| Election Day Manual Entry Turnout | 0 | 0.00% | |
| Modems Turnout | 0 | 0.00% | |
| County Clerk Turnout | 0 | 0.00% | |
| Total... | 154 | 154.00% | |

| Non Partisan Registration & Turnout | | 0 | |
|-------------------------------------|----------|--------------|--|
| Election Day Turnout | 5 | 0.00% | |
| Election Day Manual Entry Turnout | 0 | 0.00% | |
| Modems Turnout | 0 | 0.00% | |
| County Clerk Turnout | 0 | 0.00% | |
| Total... | 5 | 0.00% | |

| Republican Registration & Turnout | | 0 | |
|-----------------------------------|------------|--------------|--|
| Election Day Turnout | 101 | 0.00% | |
| Election Day Manual Entry Turnout | 0 | 0.00% | |
| Modems Turnout | 0 | 0.00% | |
| County Clerk Turnout | 0 | 0.00% | |
| Total... | 101 | 0.00% | |

| Democratic Registration & Turnout | | 0 | |
|-----------------------------------|-----------|--------------|--|
| Election Day Turnout | 48 | 0.00% | |
| Election Day Manual Entry Turnout | 0 | 0.00% | |
| Modems Turnout | 0 | 0.00% | |
| County Clerk Turnout | 0 | 0.00% | |
| Total... | 48 | 0.00% | |

| REP - President of the United States | | (Started) | |
|--------------------------------------|------------|---------------|--|
| Jeb Bush | 0 | 0.00% | |
| Ben Carson | 2 | 2.00% | |
| Chris Christie | 0 | 0.00% | |
| Ted Cruz | 33 | 33.00% | |
| Carly Fiorina | 0 | 0.00% | |
| Lindsey Graham | 0 | 0.00% | |
| Mike Huckabee | 1 | 1.00% | |
| John R. Kasich | 16 | 16.00% | |
| George Pataki | 0 | 0.00% | |
| Rand Paul | 0 | 0.00% | |
| Marco Rubio | 8 | 8.00% | |
| Rick Santorum | 0 | 0.00% | |
| Donald J. Trump | 39 | 39.00% | |
| Uncommitted | 1 | 1.00% | |
| Write-In | 0 | 0.00% | |
| Total... | 100 | 0.00% | |

| DEM - President of the United States | | (Started) | |
|--------------------------------------|-----------|---------------|--|
| Hillary Clinton | 19 | 39.58% | |
| Roque Rocky De La Fuente | 0 | 0.00% | |
| Martin O'Malley | 0 | 0.00% | |
| Bernie Sanders | 29 | 60.42% | |
| Uncommitted | 0 | 0.00% | |

City of Gladwin Precinct 2

| DEM - President of the United States | | (Started) | |
|--------------------------------------|------------|----------------|--|
| Write-In | 0 | 0.00% | |
| Total... | 48 | 0.00% | |
| County Headlee Proposal | | (Started) | |
| YES | 61 | 41.78% | |
| NO | 85 | 58.22% | |
| Total... | 146 | 100.00% | |

P.C.W. J.F.
J.H.
M.M.

March 8, 2016

Precinct Report

Gladwin County

Precinct Report

City of Gladwin Precinct 3

| Registration & Turnout | | 100 | |
|-----------------------------------|------------|----------------|--|
| Election Day Turnout | 146 | 146.00% | |
| Election Day Manual Entry Turnout | 0 | 0.00% | |
| Modems Turnout | 0 | 0.00% | |
| County Clerk Turnout | 0 | 0.00% | |
| Total... | 146 | 146.00% | |

| Non Partisan Registration & Turnout | | 0 | |
|-------------------------------------|-----------|--------------|--|
| Election Day Turnout | 10 | 0.00% | |
| Election Day Manual Entry Turnout | 0 | 0.00% | |
| Modems Turnout | 0 | 0.00% | |
| County Clerk Turnout | 0 | 0.00% | |
| Total... | 10 | 0.00% | |

| Republican Registration & Turnout | | 0 | |
|-----------------------------------|-----------|--------------|--|
| Election Day Turnout | 84 | 0.00% | |
| Election Day Manual Entry Turnout | 0 | 0.00% | |
| Modems Turnout | 0 | 0.00% | |
| County Clerk Turnout | 0 | 0.00% | |
| Total... | 84 | 0.00% | |

| Democratic Registration & Turnout | | 0 | |
|-----------------------------------|-----------|--------------|--|
| Election Day Turnout | 52 | 0.00% | |
| Election Day Manual Entry Turnout | 0 | 0.00% | |
| Modems Turnout | 0 | 0.00% | |
| County Clerk Turnout | 0 | 0.00% | |
| Total... | 52 | 0.00% | |

| REP - President of the United States | | (Started) | |
|--------------------------------------|-----------|--------------|--|
| Jeb Bush | 0 | 0.00% | |
| Ben Carson | 5 | 5.95% | |
| Chris Christie | 0 | 0.00% | |
| Ted Cruz | 17 | 20.24% | |
| Carly Fiorina | 0 | 0.00% | |
| Lindsey Graham | 0 | 0.00% | |
| Mike Huckabee | 1 | 1.19% | |
| John R. Kasich | 27 | 32.14% | |
| George Pataki | 0 | 0.00% | |
| Rand Paul | 2 | 2.38% | |
| Marco Rubio | 3 | 3.57% | |
| Rick Santorum | 0 | 0.00% | |
| Donald J. Trump | 28 | 33.33% | |
| Uncommitted | 1 | 1.19% | |
| Write-In | 0 | 0.00% | |
| Total... | 84 | 0.00% | |

| DEM - President of the United States | | (Started) | |
|--------------------------------------|----|-----------|--|
| Hillary Clinton | 22 | 42.31% | |
| Roque Rocky De La Fuente | 0 | 0.00% | |
| Martin O'Malley | 0 | 0.00% | |
| Bernie Sanders | 29 | 55.77% | |
| Uncommitted | 1 | 1.92% | |

City of Gladwin Precinct 3

| DEM - President of the United States | | (Started) | |
|--------------------------------------|------------|----------------|--|
| Write-In | 0 | 0.00% | |
| Total... | 52 | 0.00% | |
| County Headlee Proposal | | (Started) | |
| YES | 54 | 38.57% | |
| NO | 86 | 61.43% | |
| Total... | 140 | 100.00% | |

Raw GF
JH
mm

March 8, 2016

Precinct Report

Gladwin County

Precinct Report

City of Gladwin Precinct 4

| Registration & Turnout | | 100 | |
|-----------------------------------|-----|---------|--|
| Election Day Turnout | 174 | 174.00% | |
| Election Day Manual Entry Turnout | 0 | 0.00% | |
| Modems Turnout | 0 | 0.00% | |
| County Clerk Turnout | 0 | 0.00% | |
| Total... | 174 | 174.00% | |

| Non Partisan Registration & Turnout | | 0 | |
|-------------------------------------|---|-------|--|
| Election Day Turnout | 1 | 0.00% | |
| Election Day Manual Entry Turnout | 0 | 0.00% | |
| Modems Turnout | 0 | 0.00% | |
| County Clerk Turnout | 0 | 0.00% | |
| Total... | 1 | 0.00% | |

| Republican Registration & Turnout | | 0 | |
|-----------------------------------|----|-------|--|
| Election Day Turnout | 99 | 0.00% | |
| Election Day Manual Entry Turnout | 0 | 0.00% | |
| Modems Turnout | 0 | 0.00% | |
| County Clerk Turnout | 0 | 0.00% | |
| Total... | 99 | 0.00% | |

| Democratic Registration & Turnout | | 0 | |
|-----------------------------------|----|-------|--|
| Election Day Turnout | 74 | 0.00% | |
| Election Day Manual Entry Turnout | 0 | 0.00% | |
| Modems Turnout | 0 | 0.00% | |
| County Clerk Turnout | 0 | 0.00% | |
| Total... | 74 | 0.00% | |

| REP - President of the United States | | (Started) | |
|--------------------------------------|----|-----------|--|
| Jeb Bush | 1 | 1.02% | |
| Ben Carson | 4 | 4.08% | |
| Chris Christie | 0 | 0.00% | |
| Ted Cruz | 24 | 24.49% | |
| Carly Fiorina | 0 | 0.00% | |
| Lindsey Graham | 0 | 0.00% | |
| Mike Huckabee | 1 | 1.02% | |
| John R. Kasich | 24 | 24.49% | |
| George Pataki | 0 | 0.00% | |
| Rand Paul | 0 | 0.00% | |
| Marco Rubio | 5 | 5.10% | |
| Rick Santorum | 0 | 0.00% | |
| Donald J. Trump | 37 | 37.76% | |
| Uncommitted | 2 | 2.04% | |
| Write-In | 0 | 0.00% | |
| Total... | 98 | 0.00% | |

| DEM - President of the United States | | (Started) | |
|--------------------------------------|----|-----------|--|
| Hillary Clinton | 26 | 35.14% | |
| Roque Rocky De La Fuente | 0 | 0.00% | |
| Martin O'Malley | 0 | 0.00% | |
| Bernie Sanders | 46 | 62.16% | |
| Uncommitted | 2 | 2.70% | |

City of Gladwin Precinct 4

| DEM - President of the United States | | (Started) | |
|--------------------------------------|-----|-----------|--|
| Write-In | 0 | 0.00% | |
| Total... | 74 | 0.00% | |
| County Headlee Proposal | | (Started) | |
| YES | 87 | 52.10% | |
| NO | 80 | 47.90% | |
| Total... | 167 | 100.00% | |

R.C.W. GF
MM JH

March 8, 2016

Precinct Report

Gladwin County

Precinct Report

Beaverton Township Precinct 1

| | | |
|-----------------------------------|------------|----------------|
| Registration & Turnout | 100 | |
| Election Day Turnout | 382 | 382.00% |
| Election Day Manual Entry Turnout | 0 | 0.00% |
| Modems Turnout | 0 | 0.00% |
| County Clerk Turnout | 0 | 0.00% |
| Total... | 382 | 382.00% |

| | | |
|--|-----------|--------------|
| Non Partisan Registration & Turnout | 0 | |
| Election Day Turnout | 16 | 0.00% |
| Election Day Manual Entry Turnout | 0 | 0.00% |
| Modems Turnout | 0 | 0.00% |
| County Clerk Turnout | 0 | 0.00% |
| Total... | 16 | 0.00% |

| | | |
|--|------------|--------------|
| Republican Registration & Turnout | 0 | |
| Election Day Turnout | 239 | 0.00% |
| Election Day Manual Entry Turnout | 0 | 0.00% |
| Modems Turnout | 0 | 0.00% |
| County Clerk Turnout | 0 | 0.00% |
| Total... | 239 | 0.00% |

| | | |
|--|------------|--------------|
| Democratic Registration & Turnout | 0 | |
| Election Day Turnout | 127 | 0.00% |
| Election Day Manual Entry Turnout | 0 | 0.00% |
| Modems Turnout | 0 | 0.00% |
| County Clerk Turnout | 0 | 0.00% |
| Total... | 127 | 0.00% |

| | | |
|---|------------|----------------|
| REP - President of the United States | (Started) | |
| Jeb Bush | 0 | 0.00% |
| Ben Carson | 5 | 2.10% |
| Chris Christie | 1 | 0.42% |
| Ted Cruz | 66 | 27.73% |
| Carly Fiorina | 0 | 0.00% |
| Lindsey Graham | 0 | 0.00% |
| Mike Huckabee | 1 | 0.42% |
| John R. Kasich | 26 | 10.92% |
| George Pataki | 0 | 0.00% |
| Rand Paul | 2 | 0.84% |
| Marco Rubio | 15 | 6.30% |
| Rick Santorum | 0 | 0.00% |
| Donald J. Trump | 117 | 49.16% |
| Uncommitted | 4 | 1.68% |
| Write-In | 1 | 0.42% |
| Total... | 238 | 100.00% |

| | | |
|---|-----------|--------|
| DEM - President of the United States | (Started) | |
| Hillary Clinton | 52 | 40.94% |
| Roque Rocky De La Fuente | 0 | 0.00% |
| Martin O'Malley | 0 | 0.00% |
| Bernie Sanders | 69 | 54.33% |
| Uncommitted | 6 | 4.72% |

Beaverton Township Precinct 1

| | | |
|---|------------|----------------|
| DEM - President of the United States | (Started) | |
| Write-In | 0 | 0.00% |
| Total... | 127 | 0.00% |
| County Headlee Proposal | (Started) | |
| YES | 111 | 29.92% |
| NO | 260 | 70.08% |
| Total... | 371 | 100.00% |

A.C.W. 2F
MM J#

March 8, 2016

Precinct Report

Gladwin County

Precinct Report

Bentley Township Precinct 1

| Registration & Turnout | 100 | |
|-----------------------------------|------------|----------------|
| Election Day Turnout | 215 | 215.00% |
| Election Day Manual Entry Turnout | 0 | 0.00% |
| Modems Turnout | 0 | 0.00% |
| County Clerk Turnout | 0 | 0.00% |
| Total... | 215 | 215.00% |

| Non Partisan Registration & Turnout | 0 | |
|-------------------------------------|----------|--------------|
| Election Day Turnout | 1 | 0.00% |
| Election Day Manual Entry Turnout | 0 | 0.00% |
| Modems Turnout | 0 | 0.00% |
| County Clerk Turnout | 0 | 0.00% |
| Total... | 1 | 0.00% |

| Republican Registration & Turnout | 0 | |
|-----------------------------------|------------|--------------|
| Election Day Turnout | 112 | 0.00% |
| Election Day Manual Entry Turnout | 0 | 0.00% |
| Modems Turnout | 0 | 0.00% |
| County Clerk Turnout | 0 | 0.00% |
| Total... | 112 | 0.00% |

| Democratic Registration & Turnout | 0 | |
|-----------------------------------|------------|--------------|
| Election Day Turnout | 102 | 0.00% |
| Election Day Manual Entry Turnout | 0 | 0.00% |
| Modems Turnout | 0 | 0.00% |
| County Clerk Turnout | 0 | 0.00% |
| Total... | 102 | 0.00% |

| REP - President of the United States | (Started) | |
|--------------------------------------|------------|--------------|
| Jeb Bush | 1 | 0.89% |
| Ben Carson | 0 | 0.00% |
| Chris Christie | 0 | 0.00% |
| Ted Cruz | 36 | 32.14% |
| Carly Fiorina | 0 | 0.00% |
| Lindsey Graham | 0 | 0.00% |
| Mike Huckabee | 3 | 2.68% |
| John R. Kasich | 11 | 9.82% |
| George Pataki | 0 | 0.00% |
| Rand Paul | 1 | 0.89% |
| Marco Rubio | 4 | 3.57% |
| Rick Santorum | 0 | 0.00% |
| Donald J. Trump | 55 | 49.11% |
| Uncommitted | 1 | 0.89% |
| Write-In | 0 | 0.00% |
| Total... | 112 | 0.00% |

| DEM - President of the United States | (Started) | |
|--------------------------------------|-----------|--------|
| Hillary Clinton | 33 | 32.67% |
| Roque Rocky De La Fuente | 1 | 0.99% |
| Martin O'Malley | 0 | 0.00% |
| Bernie Sanders | 66 | 65.35% |
| Uncommitted | 0 | 0.00% |

Bentley Township Precinct 1

| DEM - President of the United States | (Started) | |
|--------------------------------------|------------|----------------|
| Write-In | 1 | 0.99% |
| Total... | 101 | 100.00% |
| County Headlee Proposal | (Started) | |
| YES | 31 | 15.82% |
| NO | 165 | 84.18% |
| Total... | 196 | 100.00% |

P.C.W. J.F.
J.H.
M.M.

March 8, 2016

Precinct Report

Gladwin County

Precinct Report

Billings Township Precinct 1

| Registration & Turnout | 100 | |
|-----------------------------------|------------|----------------|
| Election Day Turnout | 616 | 616.00% |
| Election Day Manual Entry Turnout | 0 | 0.00% |
| Modems Turnout | 0 | 0.00% |
| County Clerk Turnout | 0 | 0.00% |
| Total... | 616 | 616.00% |

| Non Partisan Registration & Turnout | 0 | |
|-------------------------------------|-----------|--------------|
| Election Day Turnout | 22 | 0.00% |
| Election Day Manual Entry Turnout | 0 | 0.00% |
| Modems Turnout | 0 | 0.00% |
| County Clerk Turnout | 0 | 0.00% |
| Total... | 22 | 0.00% |

| Republican Registration & Turnout | 0 | |
|-----------------------------------|------------|--------------|
| Election Day Turnout | 340 | 0.00% |
| Election Day Manual Entry Turnout | 0 | 0.00% |
| Modems Turnout | 0 | 0.00% |
| County Clerk Turnout | 0 | 0.00% |
| Total... | 340 | 0.00% |

| Democratic Registration & Turnout | 0 | |
|-----------------------------------|------------|--------------|
| Election Day Turnout | 254 | 0.00% |
| Election Day Manual Entry Turnout | 0 | 0.00% |
| Modems Turnout | 0 | 0.00% |
| County Clerk Turnout | 0 | 0.00% |
| Total... | 254 | 0.00% |

| REP - President of the United States | (Started) | |
|--------------------------------------|------------|--------------|
| Jeb Bush | 4 | 1.18% |
| Ben Carson | 1 | 0.30% |
| Chris Christie | 0 | 0.00% |
| Ted Cruz | 70 | 20.71% |
| Carly Fiorina | 0 | 0.00% |
| Lindsey Graham | 0 | 0.00% |
| Mike Huckabee | 0 | 0.00% |
| John R. Kasich | 48 | 14.20% |
| George Pataki | 0 | 0.00% |
| Rand Paul | 2 | 0.59% |
| Marco Rubio | 24 | 7.10% |
| Rick Santorum | 0 | 0.00% |
| Donald J. Trump | 187 | 55.33% |
| Uncommitted | 2 | 0.59% |
| Write-In | 0 | 0.00% |
| Total... | 338 | 0.00% |

| DEM - President of the United States | (Started) | |
|--------------------------------------|-----------|--------|
| Hillary Clinton | 125 | 49.60% |
| Roque Rocky De La Fuente | 0 | 0.00% |
| Martin O'Malley | 0 | 0.00% |
| Bernie Sanders | 122 | 48.41% |
| Uncommitted | 5 | 1.98% |

Billings Township Precinct 1

| DEM - President of the United States | (Started) | |
|--------------------------------------|-----------|-------|
| Write-In | 0 | 0.00% |

| Total... | 252 | 0.00% |
|-------------------------|------------|----------------|
| County Headlee Proposal | (Started) | |
| YES | 141 | 23.42% |
| NO | 461 | 76.58% |
| Total... | 602 | 100.00% |

| Billings Twp Proposal | (Started) | |
|-----------------------|------------|----------------|
| YES | 417 | 68.81% |
| NO | 189 | 31.19% |
| Total... | 606 | 100.00% |

RCW
MM
JH

March 8, 2016

Precinct Report

Gladwin County

Precinct Report

Bourret Township Precinct 1

| Registration & Turnout | 100 | |
|-----------------------------------|------------|----------------|
| Election Day Turnout | 160 | 160.00% |
| Election Day Manual Entry Turnout | 0 | 0.00% |
| Modems Turnout | 0 | 0.00% |
| County Clerk Turnout | 0 | 0.00% |
| Total... | 160 | 160.00% |

| Non Partisan Registration & Turnout | 0 | |
|-------------------------------------|----------|--------------|
| Election Day Turnout | 2 | 0.00% |
| Election Day Manual Entry Turnout | 0 | 0.00% |
| Modems Turnout | 0 | 0.00% |
| County Clerk Turnout | 0 | 0.00% |
| Total... | 2 | 0.00% |

| Republican Registration & Turnout | 0 | |
|-----------------------------------|------------|--------------|
| Election Day Turnout | 112 | 0.00% |
| Election Day Manual Entry Turnout | 0 | 0.00% |
| Modems Turnout | 0 | 0.00% |
| County Clerk Turnout | 0 | 0.00% |
| Total... | 112 | 0.00% |

| Democratic Registration & Turnout | 0 | |
|-----------------------------------|-----------|--------------|
| Election Day Turnout | 46 | 0.00% |
| Election Day Manual Entry Turnout | 0 | 0.00% |
| Modems Turnout | 0 | 0.00% |
| County Clerk Turnout | 0 | 0.00% |
| Total... | 46 | 0.00% |

| REP - President of the United States | (Started) | |
|--------------------------------------|------------|----------------|
| Jeb Bush | 0 | 0.00% |
| Ben Carson | 3 | 2.70% |
| Chris Christie | 2 | 1.80% |
| Ted Cruz | 32 | 28.83% |
| Carly Fiorina | 0 | 0.00% |
| Lindsey Graham | 0 | 0.00% |
| Mike Huckabee | 0 | 0.00% |
| John R. Kasich | 10 | 9.01% |
| George Pataki | 0 | 0.00% |
| Rand Paul | 1 | 0.90% |
| Marco Rubio | 6 | 5.41% |
| Rick Santorum | 1 | 0.90% |
| Donald J. Trump | 52 | 46.85% |
| Uncommitted | 3 | 2.70% |
| Write-In | 1 | 0.90% |
| Total... | 111 | 100.00% |

| DEM - President of the United States | (Started) | |
|--------------------------------------|-----------|--------|
| Hillary Clinton | 28 | 60.87% |
| Roque Rocky De La Fuente | 0 | 0.00% |
| Martin O'Malley | 1 | 2.17% |
| Bernie Sanders | 17 | 36.96% |
| Uncommitted | 0 | 0.00% |

Bourret Township Precinct 1

| DEM - President of the United States | (Started) | |
|--------------------------------------|------------|----------------|
| Write-In | 0 | 0.00% |
| Total... | 46 | 0.00% |
| County Headlee Proposal | (Started) | |
| YES | 32 | 21.77% |
| NO | 115 | 78.23% |
| Total... | 147 | 100.00% |

PCW JF
JH
MM

March 8, 2016

Precinct Report

Gladwin County

Precinct Report

Buckeye Township Precinct 1

| Registration & Turnout | | 100 | |
|-----------------------------------|-----|---------|--|
| Election Day Turnout | 285 | 285.00% | |
| Election Day Manual Entry Turnout | 0 | 0.00% | |
| Modems Turnout | 0 | 0.00% | |
| County Clerk Turnout | 0 | 0.00% | |
| Total... | 285 | 285.00% | |

Non Partisan Registration & Turnout

| | | | |
|-----------------------------------|----|-------|--|
| Election Day Turnout | 17 | 0.00% | |
| Election Day Manual Entry Turnout | 0 | 0.00% | |
| Modems Turnout | 0 | 0.00% | |
| County Clerk Turnout | 0 | 0.00% | |
| Total... | 17 | 0.00% | |

Republican Registration & Turnout

| | | | |
|-----------------------------------|-----|-------|--|
| Election Day Turnout | 179 | 0.00% | |
| Election Day Manual Entry Turnout | 0 | 0.00% | |
| Modems Turnout | 0 | 0.00% | |
| County Clerk Turnout | 0 | 0.00% | |
| Total... | 179 | 0.00% | |

Democratic Registration & Turnout

| | | | |
|-----------------------------------|----|-------|--|
| Election Day Turnout | 89 | 0.00% | |
| Election Day Manual Entry Turnout | 0 | 0.00% | |
| Modems Turnout | 0 | 0.00% | |
| County Clerk Turnout | 0 | 0.00% | |
| Total... | 89 | 0.00% | |

REP - President of the United States

| | | | |
|-----------------|-----|--------|--|
| Jeb Bush | 0 | 0.00% | |
| Ben Carson | 5 | 2.79% | |
| Chris Christie | 0 | 0.00% | |
| Ted Cruz | 51 | 28.49% | |
| Carly Fiorina | 0 | 0.00% | |
| Lindsey Graham | 0 | 0.00% | |
| Mike Huckabee | 0 | 0.00% | |
| John R. Kasich | 23 | 12.85% | |
| George Pataki | 0 | 0.00% | |
| Rand Paul | 2 | 1.12% | |
| Marco Rubio | 8 | 4.47% | |
| Rick Santorum | 2 | 1.12% | |
| Donald J. Trump | 88 | 49.16% | |
| Uncommitted | 0 | 0.00% | |
| Write-In | 0 | 0.00% | |
| Total... | 179 | 0.00% | |

DEM - President of the United States

| | | | |
|--------------------------|----|--------|--|
| Hillary Clinton | 37 | 42.05% | |
| Roque Rocky De La Fuente | 0 | 0.00% | |
| Martin O'Malley | 0 | 0.00% | |
| Bernie Sanders | 48 | 54.55% | |
| Uncommitted | 3 | 3.41% | |

Buckeye Township Precinct 1

| DEM - President of the United States | | (Started) |
|--------------------------------------|-----|-----------|
| Write-In | 0 | 0.00% |
| Total... | 88 | 0.00% |
| County Headlee Proposal | | (Started) |
| YES | 57 | 21.19% |
| NO | 212 | 78.81% |
| Total... | 269 | 100.00% |

few g/f
JH
MM

March 8, 2016

Precinct Report

Gladwin County

Precinct Report

Butman Township Precinct 1

| Registration & Turnout | 100 | |
|-----------------------------------|------------|----------------|
| Election Day Turnout | 720 | 720.00% |
| Election Day Manual Entry Turnout | 0 | 0.00% |
| Modems Turnout | 0 | 0.00% |
| County Clerk Turnout | 0 | 0.00% |
| Total... | 720 | 720.00% |

| Non Partisan Registration & Turnout | 0 | |
|-------------------------------------|-----------|--------------|
| Election Day Turnout | 22 | 0.00% |
| Election Day Manual Entry Turnout | 0 | 0.00% |
| Modems Turnout | 0 | 0.00% |
| County Clerk Turnout | 0 | 0.00% |
| Total... | 22 | 0.00% |

| Republican Registration & Turnout | 0 | |
|-----------------------------------|------------|--------------|
| Election Day Turnout | 489 | 0.00% |
| Election Day Manual Entry Turnout | 0 | 0.00% |
| Modems Turnout | 0 | 0.00% |
| County Clerk Turnout | 0 | 0.00% |
| Total... | 489 | 0.00% |

| Democratic Registration & Turnout | 0 | |
|-----------------------------------|------------|--------------|
| Election Day Turnout | 209 | 0.00% |
| Election Day Manual Entry Turnout | 0 | 0.00% |
| Modems Turnout | 0 | 0.00% |
| County Clerk Turnout | 0 | 0.00% |
| Total... | 209 | 0.00% |

| REP - President of the United States | (Started) | |
|--------------------------------------|------------|--------------|
| Jeb Bush | 4 | 0.82% |
| Ben Carson | 15 | 3.07% |
| Chris Christie | 6 | 1.23% |
| Ted Cruz | 102 | 20.86% |
| Carly Fiorina | 0 | 0.00% |
| Lindsey Graham | 0 | 0.00% |
| Mike Huckabee | 3 | 0.61% |
| John R. Kasich | 104 | 21.27% |
| George Pataki | 0 | 0.00% |
| Rand Paul | 0 | 0.00% |
| Marco Rubio | 55 | 11.25% |
| Rick Santorum | 1 | 0.20% |
| Donald J. Trump | 192 | 39.26% |
| Uncommitted | 7 | 1.43% |
| Write-In | 0 | 0.00% |
| Total... | 489 | 0.00% |

| DEM - President of the United States | (Started) | |
|--------------------------------------|-----------|--------|
| Hillary Clinton | 109 | 52.15% |
| Roque Rocky De La Fuente | 2 | 0.96% |
| Martin O'Malley | 1 | 0.48% |
| Bernie Sanders | 91 | 43.54% |
| Uncommitted | 6 | 2.87% |

Butman Township Precinct 1

| DEM - President of the United States | (Started) | |
|--------------------------------------|------------|----------------|
| Write-In | 0 | 0.00% |
| Total... | 209 | 0.00% |
| County Headlee Proposal | (Started) | |
| YES | 183 | 26.18% |
| NO | 516 | 73.82% |
| Total... | 699 | 100.00% |

RCW GF
MM JH

March 8, 2016

Precinct Report

Gladwin County

Precinct Report

Clement Township Precinct 1

Clement Township Precinct 1

| Registration & Turnout | | | | DEM - President of the United States | | | |
|--------------------------------------|-----|---------|-------|--------------------------------------|----------|-----------|---------|
| | | | 100 | | | (Started) | |
| Election Day Turnout | 214 | 214 | 00% | Write-In | 0 | 0.00% | |
| Election Day Manual Entry Turnout | 0 | 0 | 0.00% | | Total... | 65 | 0.00% |
| Modems Turnout | 0 | 0 | 0.00% | | | | |
| County Clerk Turnout | 0 | 0 | 0.00% | County Headlee Proposal | | | |
| | | | | | | (Started) | |
| | | | | YES | 44 | 21.05% | |
| | | | | NO | 165 | 78.95% | |
| Total... | 214 | 214.00% | | | Total... | 209 | 100.00% |
| Non Partisan Registration & Turnout | | | | | | | |
| | | | 0 | | | | |
| Election Day Turnout | 3 | 0 | 0.00% | Clement Twp Proposal | | | |
| Election Day Manual Entry Turnout | 0 | 0 | 0.00% | | | (Started) | |
| Modems Turnout | 0 | 0 | 0.00% | YES | 137 | 66.18% | |
| County Clerk Turnout | 0 | 0 | 0.00% | NO | 70 | 33.82% | |
| | | | | | Total... | 207 | 100.00% |
| Total... | 3 | 0.00% | | | | | |
| Republican Registration & Turnout | | | | | | | |
| | | | 0 | | | | |
| Election Day Turnout | 145 | 0 | 0.00% | | | | |
| Election Day Manual Entry Turnout | 0 | 0 | 0.00% | | | | |
| Modems Turnout | 0 | 0 | 0.00% | | | | |
| County Clerk Turnout | 0 | 0 | 0.00% | | | | |
| Total... | 145 | 0.00% | | | | | |
| Democratic Registration & Turnout | | | | | | | |
| | | | 0 | | | | |
| Election Day Turnout | 66 | 0 | 0.00% | | | | |
| Election Day Manual Entry Turnout | 0 | 0 | 0.00% | | | | |
| Modems Turnout | 0 | 0 | 0.00% | | | | |
| County Clerk Turnout | 0 | 0 | 0.00% | | | | |
| Total... | 66 | 0.00% | | | | | |
| REP - President of the United States | | | | | | (Started) | |
| Jeb Bush | 1 | 0.69% | | | | | |
| Ben Carson | 2 | 1.38% | | | | | |
| Chris Christie | 1 | 0.69% | | | | | |
| Ted Cruz | 27 | 18.62% | | | | | |
| Carly Fiorina | 1 | 0.69% | | | | | |
| Lindsey Graham | 0 | 0.00% | | | | | |
| Mike Huckabee | 0 | 0.00% | | | | | |
| John R. Kasich | 18 | 12.41% | | | | | |
| George Pataki | 0 | 0.00% | | | | | |
| Rand Paul | 0 | 0.00% | | | | | |
| Marco Rubio | 5 | 3.45% | | | | | |
| Rick Santorum | 0 | 0.00% | | | | | |
| Donald J. Trump | 89 | 61.38% | | | | | |
| Uncommitted | 1 | 0.69% | | | | | |
| Write-In | 0 | 0.00% | | | | | |
| Total... | 145 | 0.00% | | | | | |
| DEM - President of the United States | | | | | | (Started) | |
| Hillary Clinton | 39 | 60.00% | | | | | |
| Roque Rocky De La Fuente | 1 | 1.54% | | | | | |
| Martin O'Malley | 0 | 0.00% | | | | | |
| Bernie Sanders | 25 | 38.46% | | | | | |
| Uncommitted | 0 | 0.00% | | | | | |

P.C.W. JH
MM JH

March 8, 2016

Precinct Report

Gladwin County

Precinct Report

Gladwin Township Precinct 1

| Registration & Turnout | 100 | |
|-----------------------------------|------------|----------------|
| Election Day Turnout | 231 | 231.00% |
| Election Day Manual Entry Turnout | 0 | 0.00% |
| Modems Turnout | 0 | 0.00% |
| County Clerk Turnout | 0 | 0.00% |
| Total... | 231 | 231.00% |

| Non Partisan Registration & Turnout | 0 | |
|-------------------------------------|----------|--------------|
| Election Day Turnout | 6 | 0.00% |
| Election Day Manual Entry Turnout | 0 | 0.00% |
| Modems Turnout | 0 | 0.00% |
| County Clerk Turnout | 0 | 0.00% |
| Total... | 6 | 0.00% |

| Republican Registration & Turnout | 0 | |
|-----------------------------------|------------|--------------|
| Election Day Turnout | 162 | 0.00% |
| Election Day Manual Entry Turnout | 0 | 0.00% |
| Modems Turnout | 0 | 0.00% |
| County Clerk Turnout | 0 | 0.00% |
| Total... | 162 | 0.00% |

| Democratic Registration & Turnout | 0 | |
|-----------------------------------|-----------|--------------|
| Election Day Turnout | 63 | 0.00% |
| Election Day Manual Entry Turnout | 0 | 0.00% |
| Modems Turnout | 0 | 0.00% |
| County Clerk Turnout | 0 | 0.00% |
| Total... | 63 | 0.00% |

| REP - President of the United States | (Started) | |
|--------------------------------------|------------|--------------|
| Jeb Bush | 3 | 1.85% |
| Ben Carson | 6 | 3.70% |
| Chris Christie | 0 | 0.00% |
| Ted Cruz | 37 | 22.84% |
| Carly Fiorina | 0 | 0.00% |
| Lindsey Graham | 0 | 0.00% |
| Mike Huckabee | 1 | 0.62% |
| John R. Kasich | 27 | 16.67% |
| George Pataki | 1 | 0.62% |
| Rand Paul | 0 | 0.00% |
| Marco Rubio | 13 | 8.02% |
| Rick Santorum | 0 | 0.00% |
| Donald J. Trump | 70 | 43.21% |
| Uncommitted | 4 | 2.47% |
| Write-In | 0 | 0.00% |
| Total... | 162 | 0.00% |

| DEM - President of the United States | (Started) | |
|--------------------------------------|-----------|--------|
| Hillary Clinton | 27 | 42.86% |
| Roque Rocky De La Fuente | 0 | 0.00% |
| Martin O'Malley | 1 | 1.59% |
| Bernie Sanders | 33 | 52.38% |
| Uncommitted | 2 | 3.17% |

Gladwin Township Precinct 1

| DEM - President of the United States | (Started) | |
|--------------------------------------|------------|----------------|
| Write-In | 0 | 0.00% |
| Total... | 63 | 0.00% |
| County Headlee Proposal | (Started) | |
| YES | 65 | 29.68% |
| NO | 154 | 70.32% |
| Total... | 219 | 100.00% |

GF R-CW
mm JH

March 8, 2016

Precinct Report

Gladwin County

Precinct Report

Grim Township Precinct 1

| Registration & Turnout | | 100 | |
|-----------------------------------|-----------|---------------|--|
| Election Day Turnout | 32 | 32.00% | |
| Election Day Manual Entry Turnout | 0 | 0.00% | |
| Modems Turnout | 0 | 0.00% | |
| County Clerk Turnout | 0 | 0.00% | |
| Total... | 32 | 32.00% | |

| Non Partisan Registration & Turnout | | 0 | |
|-------------------------------------|----------|--------------|--|
| Election Day Turnout | 1 | 0.00% | |
| Election Day Manual Entry Turnout | 0 | 0.00% | |
| Modems Turnout | 0 | 0.00% | |
| County Clerk Turnout | 0 | 0.00% | |
| Total... | 1 | 0.00% | |

| Republican Registration & Turnout | | 0 | |
|-----------------------------------|-----------|--------------|--|
| Election Day Turnout | 13 | 0.00% | |
| Election Day Manual Entry Turnout | 0 | 0.00% | |
| Modems Turnout | 0 | 0.00% | |
| County Clerk Turnout | 0 | 0.00% | |
| Total... | 13 | 0.00% | |

| Democratic Registration & Turnout | | 0 | |
|-----------------------------------|-----------|--------------|--|
| Election Day Turnout | 18 | 0.00% | |
| Election Day Manual Entry Turnout | 0 | 0.00% | |
| Modems Turnout | 0 | 0.00% | |
| County Clerk Turnout | 0 | 0.00% | |
| Total... | 18 | 0.00% | |

| REP - President of the United States | | (Started) | |
|--------------------------------------|-----------|--------------|--|
| Jeb Bush | 0 | 0.00% | |
| Ben Carson | 1 | 7.69% | |
| Chris Christie | 0 | 0.00% | |
| Ted Cruz | 0 | 0.00% | |
| Carly Fiorina | 0 | 0.00% | |
| Lindsey Graham | 0 | 0.00% | |
| Mike Huckabee | 0 | 0.00% | |
| John R. Kasich | 1 | 7.69% | |
| George Pataki | 0 | 0.00% | |
| Rand Paul | 0 | 0.00% | |
| Marco Rubio | 0 | 0.00% | |
| Rick Santorum | 0 | 0.00% | |
| Donald J. Trump | 11 | 84.62% | |
| Uncommitted | 0 | 0.00% | |
| Write-In | 0 | 0.00% | |
| Total... | 13 | 0.00% | |

| DEM - President of the United States | | (Started) | |
|--------------------------------------|----|-----------|--|
| Hillary Clinton | 13 | 72.22% | |
| Roque Rocky De La Fuente | 0 | 0.00% | |
| Martin O'Malley | 0 | 0.00% | |
| Bernie Sanders | 5 | 27.78% | |
| Uncommitted | 0 | 0.00% | |

Grim Township Precinct 1

| DEM - President of the United States | | (Started) | |
|--------------------------------------|-----------|----------------|--|
| Write-In | 0 | 0.00% | |
| Total... | 18 | 0.00% | |
| County Headlee Proposal | | (Started) | |
| YES | 4 | 12.90% | |
| NO | 27 | 87.10% | |
| Total... | 31 | 100.00% | |

RCW JF
MM JH

March 8, 2016

Precinct Report

Gladwin County

Precinct Report

Grout Township Precinct 1

Registration & Turnout

| | | |
|-----------------------------------|------------|----------------|
| Election Day Turnout | 471 | 471.00% |
| Election Day Manual Entry Turnout | 0 | 0.00% |
| Modems Turnout | 0 | 0.00% |
| County Clerk Turnout | 0 | 0.00% |
| Total... | 471 | 471.00% |

Non Partisan Registration & Turnout

| | | |
|-----------------------------------|-----------|--------------|
| Election Day Turnout | 28 | 0.00% |
| Election Day Manual Entry Turnout | 0 | 0.00% |
| Modems Turnout | 0 | 0.00% |
| County Clerk Turnout | 0 | 0.00% |
| Total... | 28 | 0.00% |

Republican Registration & Turnout

| | | |
|-----------------------------------|------------|--------------|
| Election Day Turnout | 325 | 0.00% |
| Election Day Manual Entry Turnout | 0 | 0.00% |
| Modems Turnout | 0 | 0.00% |
| County Clerk Turnout | 0 | 0.00% |
| Total... | 325 | 0.00% |

Democratic Registration & Turnout

| | | |
|-----------------------------------|------------|--------------|
| Election Day Turnout | 118 | 0.00% |
| Election Day Manual Entry Turnout | 0 | 0.00% |
| Modems Turnout | 0 | 0.00% |
| County Clerk Turnout | 0 | 0.00% |
| Total... | 118 | 0.00% |

REP - President of the United States

| | | |
|------------------------|------------|---------------|
| Jeb Bush | 4 | 1.23% |
| Ben Carson | 4 | 1.23% |
| Chris Christie | 2 | 0.62% |
| Ted Cruz | 83 | 25.62% |
| Carly Fiorina | 0 | 0.00% |
| Lindsey Graham | 0 | 0.00% |
| Mike Huckabee | 1 | 0.31% |
| John R. Kasich | 57 | 17.59% |
| George Pataki | 0 | 0.00% |
| Rand Paul | 0 | 0.00% |
| Marco Rubio | 29 | 8.95% |
| Rick Santorum | 2 | 0.62% |
| Donald J. Trump | 132 | 40.74% |
| Uncommitted | 10 | 3.09% |
| Write-In | 0 | 0.00% |
| Total... | 324 | 0.00% |

DEM - President of the United States

| | | |
|--------------------------|----|--------|
| Hillary Clinton | 57 | 49.14% |
| Roque Rocky De La Fuente | 0 | 0.00% |
| Martin O'Malley | 1 | 0.86% |
| Bernie Sanders | 56 | 48.28% |
| Uncommitted | 1 | 0.86% |

Grout Township Precinct 1

DEM - President of the United States

| | | |
|--------------------------------|------------|------------------|
| Write-In | 1 | 0.86% |
| Total... | 116 | 100.00% |
| County Headlee Proposal | | (Started) |
| YES | 103 | 22.74% |
| NO | 350 | 77.26% |
| Total... | 453 | 100.00% |

R-cw gF
mm JH

March 8, 2016

Precinct Report

Gladwin County

Precinct Report

Hay Township Precinct 1

| Registration & Turnout | | 100 | |
|-----------------------------------|------------|----------------|--|
| Election Day Turnout | 280 | 280.00% | |
| Election Day Manual Entry Turnout | 0 | 0.00% | |
| Modems Turnout | 0 | 0.00% | |
| County Clerk Turnout | 0 | 0.00% | |
| Total... | 280 | 280.00% | |

| Non Partisan Registration & Turnout | | 0 | |
|-------------------------------------|-----------|--------------|--|
| Election Day Turnout | 13 | 0.00% | |
| Election Day Manual Entry Turnout | 0 | 0.00% | |
| Modems Turnout | 0 | 0.00% | |
| County Clerk Turnout | 0 | 0.00% | |
| Total... | 13 | 0.00% | |

| Republican Registration & Turnout | | 0 | |
|-----------------------------------|------------|--------------|--|
| Election Day Turnout | 156 | 0.00% | |
| Election Day Manual Entry Turnout | 0 | 0.00% | |
| Modems Turnout | 0 | 0.00% | |
| County Clerk Turnout | 0 | 0.00% | |
| Total... | 156 | 0.00% | |

| Democratic Registration & Turnout | | 0 | |
|-----------------------------------|------------|--------------|--|
| Election Day Turnout | 111 | 0.00% | |
| Election Day Manual Entry Turnout | 0 | 0.00% | |
| Modems Turnout | 0 | 0.00% | |
| County Clerk Turnout | 0 | 0.00% | |
| Total... | 111 | 0.00% | |

| REP - President of the United States | | (Started) | |
|--------------------------------------|------------|--------------|--|
| Jeb Bush | 0 | 0.00% | |
| Ben Carson | 1 | 0.65% | |
| Chris Christie | 0 | 0.00% | |
| Ted Cruz | 41 | 26.45% | |
| Carly Fiorina | 0 | 0.00% | |
| Lindsey Graham | 0 | 0.00% | |
| Mike Huckabee | 1 | 0.65% | |
| John R. Kasich | 24 | 15.48% | |
| George Pataki | 0 | 0.00% | |
| Rand Paul | 0 | 0.00% | |
| Marco Rubio | 14 | 9.03% | |
| Rick Santorum | 0 | 0.00% | |
| Donald J. Trump | 73 | 47.10% | |
| Uncommitted | 1 | 0.65% | |
| Write-In | 0 | 0.00% | |
| Total... | 155 | 0.00% | |

| DEM - President of the United States | | (Started) | |
|--------------------------------------|----|-----------|--|
| Hillary Clinton | 51 | 45.95% | |
| Roque Rocky De La Fuente | 0 | 0.00% | |
| Martin O'Malley | 1 | 0.90% | |
| Bernie Sanders | 57 | 51.35% | |
| Uncommitted | 2 | 1.80% | |

Hay Township Precinct 1

| DEM - President of the United States | | (Started) | |
|--------------------------------------|------------|----------------|--|
| Write-In | 0 | 0.00% | |
| Total... | 111 | 0.00% | |
| County Headlee Proposal | | (Started) | |
| YES | 62 | 22.79% | |
| NO | 210 | 77.21% | |
| Total... | 272 | 100.00% | |

Row 815
MM
JH

March 8, 2016

Precinct Report

Gladwin County

Precinct Report

Sage Township Precinct 1

| Registration & Turnout | | 100 | |
|-----------------------------------|-----|---------|--|
| Election Day Turnout | 627 | 627.00% | |
| Election Day Manual Entry Turnout | 0 | 0.00% | |
| Modems Turnout | 0 | 0.00% | |
| County Clerk Turnout | 0 | 0.00% | |
| Total... | 627 | 627.00% | |

| Non Partisan Registration & Turnout | | 0 | |
|-------------------------------------|----|-------|--|
| Election Day Turnout | 22 | 0.00% | |
| Election Day Manual Entry Turnout | 0 | 0.00% | |
| Modems Turnout | 0 | 0.00% | |
| County Clerk Turnout | 0 | 0.00% | |
| Total... | 22 | 0.00% | |

| Republican Registration & Turnout | | 0 | |
|-----------------------------------|-----|-------|--|
| Election Day Turnout | 409 | 0.00% | |
| Election Day Manual Entry Turnout | 0 | 0.00% | |
| Modems Turnout | 0 | 0.00% | |
| County Clerk Turnout | 0 | 0.00% | |
| Total... | 409 | 0.00% | |

| Democratic Registration & Turnout | | 0 | |
|-----------------------------------|-----|-------|--|
| Election Day Turnout | 196 | 0.00% | |
| Election Day Manual Entry Turnout | 0 | 0.00% | |
| Modems Turnout | 0 | 0.00% | |
| County Clerk Turnout | 0 | 0.00% | |
| Total... | 196 | 0.00% | |

| REP - President of the United States | | (Started) | |
|--------------------------------------|-----|-----------|--|
| Jeb Bush | 0 | 0.00% | |
| Ben Carson | 1 | 0.25% | |
| Chris Christie | 0 | 0.00% | |
| Ted Cruz | 107 | 26.29% | |
| Carly Fiorina | 0 | 0.00% | |
| Lindsey Graham | 0 | 0.00% | |
| Mike Huckabee | 3 | 0.74% | |
| John R. Kasich | 76 | 18.67% | |
| George Pataki | 1 | 0.25% | |
| Rand Paul | 3 | 0.74% | |
| Marco Rubio | 32 | 7.86% | |
| Rick Santorum | 1 | 0.25% | |
| Donald J. Trump | 174 | 42.75% | |
| Uncommitted | 9 | 2.21% | |
| Write-In | 0 | 0.00% | |
| Total... | 407 | 0.00% | |

| DEM - President of the United States | | (Started) | |
|--------------------------------------|-----|-----------|--|
| Hillary Clinton | 78 | 40.21% | |
| Roque Rocky De La Fuente | 0 | 0.00% | |
| Martin O'Malley | 2 | 1.03% | |
| Bernie Sanders | 111 | 57.22% | |
| Uncommitted | 3 | 1.55% | |

Sage Township Precinct 1

| DEM - President of the United States | | (Started) | |
|--------------------------------------|-----|-----------|--|
| Write-In | 0 | 0.00% | |
| Total... | 194 | 0.00% | |
| County Headlee Proposal | | (Started) | |
| YES | 175 | 28.83% | |
| NO | 432 | 71.17% | |
| Total... | 607 | 100.00% | |

RCW JF
MM JH

March 8, 2016

Precinct Report

Gladwin County

Precinct Report

Secord Township Precinct 1

| Registration & Turnout | | 100 | |
|-----------------------------------|-----|---------|--|
| Election Day Turnout | 337 | 337.00% | |
| Election Day Manual Entry Turnout | 0 | 0.00% | |
| Modems Turnout | 0 | 0.00% | |
| County Clerk Turnout | 0 | 0.00% | |
| Total... | 337 | 337.00% | |

| Non Partisan Registration & Turnout | | 0 | |
|-------------------------------------|---|-------|--|
| Election Day Turnout | 7 | 0.00% | |
| Election Day Manual Entry Turnout | 0 | 0.00% | |
| Modems Turnout | 0 | 0.00% | |
| County Clerk Turnout | 0 | 0.00% | |
| Total... | 7 | 0.00% | |

| Republican Registration & Turnout | | 0 | |
|-----------------------------------|-----|-------|--|
| Election Day Turnout | 205 | 0.00% | |
| Election Day Manual Entry Turnout | 0 | 0.00% | |
| Modems Turnout | 0 | 0.00% | |
| County Clerk Turnout | 0 | 0.00% | |
| Total... | 205 | 0.00% | |

| Democratic Registration & Turnout | | 0 | |
|-----------------------------------|-----|-------|--|
| Election Day Turnout | 125 | 0.00% | |
| Election Day Manual Entry Turnout | 0 | 0.00% | |
| Modems Turnout | 0 | 0.00% | |
| County Clerk Turnout | 0 | 0.00% | |
| Total... | 125 | 0.00% | |

| REP - President of the United States | | (Started) | |
|--------------------------------------|-----|-----------|--|
| Jeb Bush | 1 | 0.49% | |
| Ben Carson | 5 | 2.44% | |
| Chris Christie | 0 | 0.00% | |
| Ted Cruz | 34 | 16.59% | |
| Carly Fiorina | 0 | 0.00% | |
| Lindsey Graham | 0 | 0.00% | |
| Mike Huckabee | 0 | 0.00% | |
| John R. Kasich | 44 | 21.46% | |
| George Pataki | 0 | 0.00% | |
| Rand Paul | 1 | 0.49% | |
| Marco Rubio | 12 | 5.85% | |
| Rick Santorum | 0 | 0.00% | |
| Donald J. Trump | 107 | 52.20% | |
| Uncommitted | 1 | 0.49% | |
| Write-In | 0 | 0.00% | |
| Total... | 205 | 0.00% | |

| DEM - President of the United States | | (Started) | |
|--------------------------------------|----|-----------|--|
| Hillary Clinton | 75 | 62.50% | |
| Roque Rocky De La Fuente | 0 | 0.00% | |
| Martin O'Malley | 0 | 0.00% | |
| Bernie Sanders | 43 | 35.83% | |
| Uncommitted | 2 | 1.67% | |

Secord Township Precinct 1

| DEM - President of the United States | | (Started) | |
|--------------------------------------|-----|-----------|--|
| Write-In | 0 | 0.00% | |
| Total... | 120 | 0.00% | |
| County Headlee Proposal | | (Started) | |
| YES | 56 | 17.07% | |
| NO | 272 | 82.93% | |
| Total... | 328 | 100.00% | |

R.C.W. JF
MM JH

March 8, 2016

Precinct Report

Gladwin County

Precinct Report

Sherman Township Precinct 1

| Registration & Turnout | | 100 | |
|-----------------------------------|-----|---------|--|
| Election Day Turnout | 271 | 271.00% | |
| Election Day Manual Entry Turnout | 0 | 0.00% | |
| Modems Turnout | 0 | 0.00% | |
| County Clerk Turnout | 0 | 0.00% | |
| Total... | 271 | 271.00% | |

| Non Partisan Registration & Turnout | | 0 | |
|-------------------------------------|---|-------|--|
| Election Day Turnout | 8 | 0.00% | |
| Election Day Manual Entry Turnout | 0 | 0.00% | |
| Modems Turnout | 0 | 0.00% | |
| County Clerk Turnout | 0 | 0.00% | |
| Total... | 8 | 0.00% | |

| Republican Registration & Turnout | | 0 | |
|-----------------------------------|-----|-------|--|
| Election Day Turnout | 171 | 0.00% | |
| Election Day Manual Entry Turnout | 0 | 0.00% | |
| Modems Turnout | 0 | 0.00% | |
| County Clerk Turnout | 0 | 0.00% | |
| Total... | 171 | 0.00% | |

| Democratic Registration & Turnout | | 0 | |
|-----------------------------------|----|-------|--|
| Election Day Turnout | 92 | 0.00% | |
| Election Day Manual Entry Turnout | 0 | 0.00% | |
| Modems Turnout | 0 | 0.00% | |
| County Clerk Turnout | 0 | 0.00% | |
| Total... | 92 | 0.00% | |

| REP - President of the United States | | (Started) | |
|--------------------------------------|-----|-----------|--|
| Jeb Bush | 4 | 2.34% | |
| Ben Carson | 3 | 1.75% | |
| Chris Christie | 3 | 1.75% | |
| Ted Cruz | 35 | 20.47% | |
| Carly Fiorina | 0 | 0.00% | |
| Lindsey Graham | 0 | 0.00% | |
| Mike Huckabee | 1 | 0.58% | |
| John R. Kasich | 25 | 14.62% | |
| George Pataki | 0 | 0.00% | |
| Rand Paul | 2 | 1.17% | |
| Marco Rubio | 21 | 12.28% | |
| Rick Santorum | 0 | 0.00% | |
| Donald J. Trump | 73 | 42.69% | |
| Uncommitted | 4 | 2.34% | |
| Write-In | 0 | 0.00% | |
| Total... | 171 | 0.00% | |

| DEM - President of the United States | | (Started) | |
|--------------------------------------|----|-----------|--|
| Hillary Clinton | 45 | 48.91% | |
| Roque Rocky De La Fuente | 0 | 0.00% | |
| Martin O'Malley | 0 | 0.00% | |
| Bernie Sanders | 43 | 46.74% | |
| Uncommitted | 4 | 4.35% | |

Sherman Township Precinct 1

| DEM - President of the United States | | (Started) | |
|--------------------------------------|-----|-----------|--|
| Write-In | 0 | 0.00% | |
| Total... | 92 | 0.00% | |
| County Headlee Proposal | | (Started) | |
| YES | 46 | 17.69% | |
| NO | 214 | 82.31% | |
| Total... | 260 | 100.00% | |

few of
mm JH

March 8, 2016

Precinct Report

Gladwin County

Precinct Report

Tobacco Township Precinct 1

| Registration & Turnout | 100 | |
|-----------------------------------|------------|----------------|
| Election Day Turnout | 635 | 635.00% |
| Election Day Manual Entry Turnout | 0 | 0.00% |
| Modems Turnout | 0 | 0.00% |
| County Clerk Turnout | 0 | 0.00% |
| Total... | 635 | 635.00% |

| Non Partisan Registration & Turnout | 0 | |
|-------------------------------------|-----------|--------------|
| Election Day Turnout | 24 | 0.00% |
| Election Day Manual Entry Turnout | 0 | 0.00% |
| Modems Turnout | 0 | 0.00% |
| County Clerk Turnout | 0 | 0.00% |
| Total... | 24 | 0.00% |

| Republican Registration & Turnout | 0 | |
|-----------------------------------|------------|--------------|
| Election Day Turnout | 392 | 0.00% |
| Election Day Manual Entry Turnout | 0 | 0.00% |
| Modems Turnout | 0 | 0.00% |
| County Clerk Turnout | 0 | 0.00% |
| Total... | 392 | 0.00% |

| Democratic Registration & Turnout | 0 | |
|-----------------------------------|------------|--------------|
| Election Day Turnout | 219 | 0.00% |
| Election Day Manual Entry Turnout | 0 | 0.00% |
| Modems Turnout | 0 | 0.00% |
| County Clerk Turnout | 0 | 0.00% |
| Total... | 219 | 0.00% |

| REP - President of the United States | (Started) | |
|--------------------------------------|------------|--------------|
| Jeb Bush | 8 | 2.04% |
| Ben Carson | 6 | 1.53% |
| Chris Christie | 0 | 0.00% |
| Ted Cruz | 90 | 22.96% |
| Carly Fiorina | 1 | 0.26% |
| Lindsey Graham | 0 | 0.00% |
| Mike Huckabee | 1 | 0.26% |
| John R. Kasich | 66 | 16.84% |
| George Pataki | 0 | 0.00% |
| Rand Paul | 0 | 0.00% |
| Marco Rubio | 35 | 8.93% |
| Rick Santorum | 1 | 0.26% |
| Donald J. Trump | 178 | 45.41% |
| Uncommitted | 6 | 1.53% |
| Write-In | 0 | 0.00% |
| Total... | 392 | 0.00% |

| DEM - President of the United States | (Started) | |
|--------------------------------------|-----------|--------|
| Hillary Clinton | 94 | 43.52% |
| Roque Rocky De La Fuente | 1 | 0.46% |
| Martin O'Malley | 0 | 0.00% |
| Bernie Sanders | 115 | 53.24% |
| Uncommitted | 6 | 2.78% |

Tobacco Township Precinct 1

| DEM - President of the United States | (Started) | |
|--------------------------------------|------------|----------------|
| Write-In | 0 | 0.00% |
| Total... | 216 | 0.00% |
| County Headlee Proposal | (Started) | |
| YES | 198 | 32.46% |
| NO | 412 | 67.54% |
| Total... | 610 | 100.00% |

GF
 P-cw
 mm
 JH

CANVASS OF VOTES CAST

AT THE ELECTION

HELD ON

Presidential Primary March 8th 2016

(DATE OF ELECTION)

AND CANVASSED BY THE BOARD OF CANVASSERS

OF

Gogebic

(NAME OF COUNTY, CITY, TOWNSHIP OR VILLAGE)

COUNTY, MICHIGAN

Order by Form No. M-35

CANVASSER BOOK

Specify whether General, Primary or Special Election

Statement of Votes Cast
 Gogebic County, MI
 2016 Presidential Primary
 SOVC For Federal, All Counters, All Races

Date: 03/09/16
 Time: 09:29:23
 Page: 1 of 6

| Jurisdiction Wide | TURN OUT | | |
|---------------------------------------|----------------|---------------|--------------|
| | Reg. Voters | Cards Cast | % Turnout |
| City of Bessemer, Precinct 1 | 1761 | 432 | 24.53% |
| City of Ironwood, Precinct 1 | 1971 | 440 | 22.32% |
| City of Ironwood, Precinct 2 | 2027 | 355 | 17.51% |
| City of Ironwood, Precinct 3 | 721 | 140 | 19.42% |
| City of Wakefield, Precinct 1 | 1393 | 350 | 25.13% |
| Bessemer Township, Precinct 1 | 1095 | 264 | 24.11% |
| Erwin Township, Precinct 1 | 310 | 92 | 29.68% |
| Ironwood Charter Township, Precinct 1 | 2123 | 597 | 28.12% |
| Marcusco Township, Precinct 1 | 561 | 180 | 32.09% |
| Wakefield Township, Precinct 1 | 263 | 81 | 30.80% |
| Watersmeet Township, Precinct 1 | 1480 | 304 | 20.54% |
| Total | 13705 | 3235 | 23.60% |

RECEIVED/FILED
 MICHIGAN DEPT OF STATE
 2016 MAR 16 AM 10:23
 ELECTIONS/GREAT SEAL

Statement of Votes Cast
Gogebic County, MI
2016 Presidential Primary
SOVC For Federal, All Counters, All Races

REP President

Date: 03/09/16
Time: 09:29:23
Page: 2 of 6

| Jurisdiction Wide | Reg Voters | Times Counted | Total Votes | Jeb Bush (REP) | | Ben Carson (REP) | | Chris Christie (REP) | | Ted Cruz (REP) | | Carly Fiorina (REP) | | Lindsey Graham (REP) | |
|---------------------------------------|---------------|------------------|----------------|----------------|--------------|------------------|--------------|-------------------------|--------------|----------------|---------------|------------------------|--------------|-------------------------|--------------|
| | | | | | | | | | | | | | | | |
| City of Bessemer, Precinct 1 | 1761 | 216 | 216 | 0 | 0.00% | 3 | 1.39% | 0 | 0.00% | 51 | 23.61% | 0 | 0.00% | 0 | 0.00% |
| City of Ironwood, Precinct 1 | 1971 | 195 | 195 | 1 | 0.51% | 1 | 0.51% | 0 | 0.00% | 39 | 20.00% | 0 | 0.00% | 0 | 0.00% |
| City of Ironwood, Precinct 2 | 2027 | 166 | 165 | 0 | 0.00% | 1 | 0.61% | 4 | 2.42% | 27 | 16.36% | 1 | 0.61% | 1 | 0.61% |
| City of Ironwood, Precinct 3 | 721 | 65 | 65 | 1 | 1.54% | 0 | 0.00% | 0 | 0.00% | 13 | 20.00% | 0 | 0.00% | 0 | 0.00% |
| City of Wakefield, Precinct 1 | 1393 | 171 | 171 | 2 | 1.17% | 1 | 0.58% | 0 | 0.00% | 27 | 15.79% | 0 | 0.00% | 0 | 0.00% |
| Bessemer Township, Precinct 1 | 1095 | 145 | 145 | 1 | 0.69% | 0 | 0.00% | 0 | 0.00% | 23 | 15.86% | 0 | 0.00% | 0 | 0.00% |
| Erwin Township, Precinct 1 | 310 | 59 | 59 | 0 | 0.00% | 3 | 5.08% | 0 | 0.00% | 20 | 33.90% | 0 | 0.00% | 0 | 0.00% |
| Ironwood Charter Township, Precinct 1 | 2123 | 344 | 344 | 2 | 0.58% | 1 | 0.29% | 0 | 0.00% | 124 | 36.05% | 0 | 0.00% | 1 | 0.29% |
| Marquette Township, Precinct 1 | 561 | 111 | 111 | 0 | 0.00% | 0 | 0.00% | 0 | 0.00% | 18 | 16.22% | 0 | 0.00% | 0 | 0.00% |
| Wakefield Township, Precinct 1 | 263 | 45 | 45 | 0 | 0.00% | 0 | 0.00% | 0 | 0.00% | 13 | 28.89% | 0 | 0.00% | 0 | 0.00% |
| Watersmeet Township, Precinct 1 | 1480 | 205 | 205 | 2 | 0.98% | 2 | 0.98% | 0 | 0.00% | 44 | 21.46% | 0 | 0.00% | 0 | 0.00% |
| Total | 13705 | 1722 | 1721 | 9 | 0.52% | 12 | 0.70% | 4 | 0.23% | 399 | 23.18% | 1 | 0.06% | 2 | 0.12% |

Statement of Votes Cast
Gogebic County, MI
2016 Presidential Primary
SOVC For Federal, All Counters, All Races

Date: 03/09/16
Time: 09:29:24
Page: 3 of 6

REP President

| REP President | | | | | | | | | | | | | | | | |
|---------------------------------------|-------------------------|-------------------------|------------------------|-----------------|----------------------|------------------------|-----------------------|-------------|-----|--------|---|-------|-----|--------|----|-------|
| | Mike Hinchabee (REP) | John R. Kasich (REP) | George Pataki (REP) | Rand Paul (REP) | Marco Rubio (REP) | Rick Santorum (REP) | Donald Trump (REP) | Uncommitted | | | | | | | | |
| Jurisdiction Wide | | | | | | | | | | | | | | | | |
| City of Bessemer, Precinct 1 | 0 | 0.00% | 40 | 18.52% | 0 | 0.00% | 98 | 45.37% | 3 | 1.39% | | | | | | |
| City of Ironwood, Precinct 1 | 0 | 0.00% | 44 | 22.56% | 0 | 0.00% | 85 | 43.59% | 5 | 2.56% | | | | | | |
| City of Ironwood, Precinct 2 | 1 | 0.61% | 34 | 20.61% | 0 | 0.00% | 67 | 40.61% | 4 | 2.42% | | | | | | |
| City of Ironwood, Precinct 3 | 0 | 0.00% | 11 | 16.92% | 0 | 0.00% | 33 | 50.77% | 1 | 1.54% | | | | | | |
| City of Wakefield, Precinct 1 | 0 | 0.00% | 30 | 17.54% | 0 | 0.00% | 89 | 52.05% | 8 | 4.68% | | | | | | |
| Bessemer Township, Precinct 1 | 0 | 0.00% | 26 | 17.93% | 1 | 0.69% | 75 | 51.72% | 1 | 0.69% | | | | | | |
| Erwin Township, Precinct 1 | 0 | 0.00% | 8 | 13.56% | 0 | 0.00% | 25 | 42.37% | 1 | 1.69% | | | | | | |
| Ironwood Charter Township, Precinct 1 | 0 | 0.00% | 57 | 16.57% | 0 | 0.00% | 112 | 32.56% | 3 | 0.87% | | | | | | |
| Marchessault Township, Precinct 1 | 0 | 0.00% | 17 | 15.32% | 1 | 0.90% | 62 | 55.86% | 2 | 1.80% | | | | | | |
| Wakefield Township, Precinct 1 | 0 | 0.00% | 8 | 17.78% | 0 | 0.00% | 5 | 11.11% | 0 | 0.00% | | | | | | |
| Watkinsmet Township, Precinct 1 | 0 | 0.00% | 50 | 24.39% | 1 | 0.49% | 14 | 6.83% | 0 | 0.00% | | | | | | |
| Total | 1 | 0.06% | 325 | 18.88% | 3 | 0.17% | 7 | 0.41% | 173 | 10.05% | 0 | 0.00% | 753 | 43.75% | 32 | 1.86% |

Statement of Votes Cast
 Gogebic County, MI
 2016 Presidential Primary
 SOVC For Federal, All Counters, All Races

Date: 03/09/16
 Time: 09:29:24
 Page: 4 of 6

| Jurisdiction Wide | REP President | Write-In Votes |
|---------------------------------------|---------------|----------------|
| | | |
| City of Bessemer, Precinct 1 | 0 | 0.00% |
| City of Ironwood, Precinct 1 | 0 | 0.00% |
| City of Ironwood, Precinct 2 | 0 | 0.00% |
| City of Ironwood, Precinct 3 | 0 | 0.00% |
| City of Wakefield, Precinct 1 | 0 | 0.00% |
| Bessemer Township, Precinct 1 | 0 | 0.00% |
| Erwin Township, Precinct 1 | 0 | 0.00% |
| Ironwood Charter Township, Precinct 1 | 0 | 0.00% |
| Marenisco Township, Precinct 1 | 0 | 0.00% |
| Wakefield Township, Precinct 1 | 0 | 0.00% |
| Watersmeet Township, Precinct 1 | 0 | 0.00% |
| Total | 0 | 0.00% |

Statement of Votes Cast
Gogebic County, MI
2016 Presidential Primary
SOVC For Federal, All Counters, All Races

DEM President

Date: 03/09/16
Time: 09:29:24
Page: 5 of 6

| | Reg Voters | Times Counted | Total Votes | Hillary Clinton (DEM) | Rocky De La Fuente (DEM) | Martin J O'Malley (DEM) | Bernie Sanders (DEM) | Uncommitted | Write-In Votes |
|---------------------------------------|---------------|------------------|----------------|--------------------------|-----------------------------|----------------------------|-------------------------|-------------|----------------|
| Jurisdiction Wide | | | | | | | | | |
| City of Bessemer, Precinct 1 | 1761 | 216 | 216 | 97 44.91% | 0 0.00% | 0 0.00% | 111 51.39% | 8 3.70% | 0 0.00% |
| City of Ironwood, Precinct 1 | 1971 | 245 | 244 | 109 44.67% | 0 0.00% | 0 0.00% | 134 54.92% | 1 0.41% | 0 0.00% |
| City of Ironwood, Precinct 2 | 2027 | 189 | 189 | 77 40.74% | 0 0.00% | 0 0.00% | 111 58.73% | 1 0.53% | 0 0.00% |
| City of Ironwood, Precinct 3 | 721 | 75 | 75 | 32 42.67% | 0 0.00% | 0 0.00% | 43 57.33% | 0 0.00% | 0 0.00% |
| City of Wakefield, Precinct 1 | 1393 | 179 | 179 | 87 48.60% | 1 0.56% | 1 0.56% | 79 44.13% | 9 5.03% | 2 1.12% |
| Bessemer Township, Precinct 1 | 1095 | 119 | 119 | 61 51.26% | 0 0.00% | 0 0.00% | 52 43.70% | 6 5.04% | 0 0.00% |
| Erwin Township, Precinct 1 | 310 | 33 | 33 | 12 36.36% | 0 0.00% | 0 0.00% | 18 54.55% | 3 9.09% | 0 0.00% |
| Ironwood Charter Township, Precinct 1 | 2123 | 253 | 253 | 101 39.92% | 0 0.00% | 0 0.00% | 147 58.10% | 5 1.98% | 0 0.00% |
| Marenisco Township, Precinct 1 | 561 | 69 | 69 | 32 46.38% | 0 0.00% | 1 1.45% | 34 49.28% | 2 2.90% | 0 0.00% |
| Wakefield Township, Precinct 1 | 263 | 36 | 36 | 16 44.44% | 0 0.00% | 1 2.78% | 18 50.00% | 1 2.78% | 0 0.00% |
| Watersmeet Township, Precinct 1 | 1480 | 99 | 99 | 54 54.55% | 0 0.00% | 0 0.00% | 43 43.43% | 2 2.02% | 0 0.00% |
| Total | 13705 | 1513 | 1512 | 678 44.84% | 1 0.07% | 3 0.20% | 790 52.25% | 38 2.51% | 2 0.13% |

Statement of Votes Cast
Gogebic County, MI
2016 Presidential Primary
SOVC For Federal, All Counters, All Races

Date: 03/09/16
Time: 09:29:24
Page: 6 of 6

STATE OF MICHIGAN

COUNTY OF GOGEBIC

We do hereby certify, that the foregoing is a complete statement of votes given in the County of Gogebic for the person designated at the Presidential Primary Election, held March 8, 2016.

In witness whereof, we have hereunto set our hands and caused to be affixed the seal of the Circuit Court for Gogebic County.

Signed this 9th day of March, 2016.

Rebecca Rust
Elizabeth Sturmy
Jessie M. Michelson

GOGEBIC COUNTY BOARD OF CANVASSERS

ATTEST: [Signature]
GOGEBIC COUNTY CLERK-REGISTER



Statement of Votes Cast
Grand Traverse County, MI
2016 Presidential Primary
SOVC For Jurisdiction Wide, All Counters, All Races

Date:03/15/16
Time:07:22:07
Page:1 of 17

| Jurisdiction Wide | TURN OUT | | |
|--------------------------------------|----------------|---------------|--------------|
| | Reg. Voters | Cards Cast | % Turnout |
| Acme Township Precinct 1 | | | |
| Polling | 2416 | 870 | 36.01% |
| AVCB (if used) | 2416 | 241 | 9.98% |
| Total | 2416 | 1111 | 45.99% |
| Acme Township Precinct 2 | | | |
| Polling | 1203 | 395 | 32.83% |
| AVCB (if used) | 1203 | 192 | 15.96% |
| Total | 1203 | 587 | 48.79% |
| Blair Township Precinct 1 | | | |
| Polling | 1382 | 312 | 22.58% |
| AVCB (if used) | 1382 | 61 | 4.41% |
| Total | 1382 | 373 | 26.99% |
| Blair Township Precinct 2 | | | |
| Polling | 1952 | 584 | 29.92% |
| AVCB (if used) | 1952 | 118 | 6.05% |
| Total | 1952 | 702 | 35.96% |
| Blair Township Precinct 3 | | | |
| Polling | 1274 | 355 | 27.86% |
| AVCB (if used) | 1274 | 100 | 7.85% |
| Total | 1274 | 455 | 35.71% |
| Blair Township Precinct 4 | | | |
| Polling | 1418 | 378 | 26.66% |
| AVCB (if used) | 1418 | 38 | 2.68% |
| Total | 1418 | 416 | 29.34% |
| East Bay Charter Township Precinct 1 | | | |
| Polling | 1705 | 387 | 22.70% |
| AVCB (if used) | 1705 | 237 | 13.90% |
| Total | 1705 | 624 | 36.60% |
| East Bay Charter Township Precinct 2 | | | |
| Polling | 2782 | 883 | 31.74% |
| AVCB (if used) | 2782 | 344 | 12.37% |
| Total | 2782 | 1227 | 44.10% |
| East Bay Charter Township Precinct 3 | | | |
| Polling | 1980 | 569 | 28.74% |
| AVCB (if used) | 1980 | 321 | 16.21% |
| Total | 1980 | 890 | 44.95% |
| East Bay Charter Township Precinct 4 | | | |
| Polling | 2599 | 763 | 29.36% |

Statement of Votes Cast
Grand Traverse County, MI
2016 Presidential Primary
SOVC For Jurisdiction Wide, All Counters, All Races

Date:03/15/16
Time:07:22:07
Page:2 of 17

| | TURN OUT | | |
|--------------------------------------|----------------|---------------|--------------|
| | Reg. Voters | Cards Cast | % Turnout |
| AVCB (if used) | 2599 | 305 | 11.74% |
| Total | 2599 | 1068 | 41.09% |
| Fife Lake Township Precinct 1 | | | |
| Polling | 1238 | 339 | 27.38% |
| AVCB (if used) | 1238 | 109 | 8.80% |
| Total | 1238 | 448 | 36.19% |
| Garfield Charter Township Precinct 1 | | | |
| Polling | 2138 | 643 | 30.07% |
| AVCB (if used) | 2138 | 204 | 9.54% |
| Total | 2138 | 847 | 39.62% |
| Garfield Charter Township Precinct 2 | | | |
| Polling | 2728 | 705 | 25.84% |
| AVCB (if used) | 2728 | 483 | 17.71% |
| Total | 2728 | 1188 | 43.55% |
| Garfield Charter Township Precinct 3 | | | |
| Polling | 2698 | 670 | 24.83% |
| AVCB (if used) | 2698 | 269 | 9.97% |
| Total | 2698 | 939 | 34.80% |
| Garfield Charter Township Precinct 4 | | | |
| Polling | 2325 | 443 | 19.05% |
| AVCB (if used) | 2325 | 232 | 9.98% |
| Total | 2325 | 675 | 29.03% |
| Garfield Charter Township Precinct 5 | | | |
| Polling | 2082 | 685 | 32.90% |
| AVCB (if used) | 2082 | 251 | 12.06% |
| Total | 2082 | 936 | 44.96% |
| Garfield Charter Township Precinct 6 | | | |
| Polling | 2215 | 575 | 25.96% |
| AVCB (if used) | 2215 | 297 | 13.41% |
| Total | 2215 | 872 | 39.37% |
| Grant Township Precinct 1 | | | |
| Polling | 912 | 348 | 38.16% |
| AVCB (if used) | 912 | 0 | 0.00% |
| Total | 912 | 348 | 38.16% |
| Green Lake Township Precinct 1 | | | |
| Polling | 1957 | 629 | 32.14% |
| AVCB (if used) | 1957 | 196 | 10.02% |
| Total | 1957 | 825 | 42.16% |
| Green Lake Township Precinct 2 | | | |

Statement of Votes Cast
Grand Traverse County, MI
2016 Presidential Primary
SOVC For Jurisdiction Wide, All Counters, All Races

Date:03/15/16
Time:07:22:07
Page:3 of 17

| | TURN OUT | | |
|-------------------------------|----------------|---------------|--------------|
| | Reg. Voters | Cards Cast | % Turnout |
| Polling | 2904 | 927 | 31.92% |
| AVCB (if used) | 2904 | 165 | 5.68% |
| Total | 2904 | 1092 | 37.60% |
| Long Lake Township Precinct 1 | | | |
| Polling | 2355 | 757 | 32.14% |
| AVCB (if used) | 2355 | 177 | 7.52% |
| Total | 2355 | 934 | 39.66% |
| Long Lake Township Precinct 2 | | | |
| Polling | 2296 | 819 | 35.67% |
| AVCB (if used) | 2296 | 276 | 12.02% |
| Total | 2296 | 1095 | 47.69% |
| Long Lake Township Precinct 3 | | | |
| Polling | 2711 | 949 | 35.01% |
| AVCB (if used) | 2711 | 283 | 10.44% |
| Total | 2711 | 1232 | 45.44% |
| Mayfield Township Precinct 1 | | | |
| Polling | 1260 | 432 | 34.29% |
| AVCB (if used) | 1260 | 0 | 0.00% |
| Total | 1260 | 432 | 34.29% |
| Paradise Township Precinct 1 | | | |
| Polling | 1854 | 700 | 37.76% |
| AVCB (if used) | 1854 | 0 | 0.00% |
| Total | 1854 | 700 | 37.76% |
| Paradise Township Precinct 2 | | | |
| Polling | 1613 | 516 | 31.99% |
| AVCB (if used) | 1613 | 0 | 0.00% |
| Total | 1613 | 516 | 31.99% |
| Peninsula Township Precinct 1 | | | |
| Polling | 2570 | 901 | 35.06% |
| AVCB (if used) | 2570 | 489 | 19.03% |
| Total | 2570 | 1390 | 54.09% |
| Peninsula Township Precinct 2 | | | |
| Polling | 2575 | 835 | 32.43% |
| AVCB (if used) | 2575 | 473 | 18.37% |
| Total | 2575 | 1308 | 50.80% |
| Union Township Precinct 1 | | | |
| Polling | 344 | 139 | 40.41% |
| AVCB (if used) | 344 | 0 | 0.00% |
| Total | 344 | 139 | 40.41% |

Statement of Votes Cast
Grand Traverse County, MI
2016 Presidential Primary
SOVC For Jurisdiction Wide, All Counters, All Races

Date:03/15/16
Time:07:22:07
Page:4 of 17

| | TURN OUT | | |
|-----------------------------------|----------------|---------------|--------------|
| | Reg. Voters | Cards Cast | % Turnout |
| Whitewater Township Precinct 1 | | | |
| Polling | 2135 | 635 | 29.74% |
| AVCB (if used) | 2135 | 338 | 15.83% |
| Total | 2135 | 973 | 45.57% |
| City of Traverse City Precinct 1 | | | |
| Polling | 2487 | 931 | 37.43% |
| AVCB (if used) | 2487 | 291 | 11.70% |
| Total | 2487 | 1222 | 49.14% |
| City of Traverse City Precinct 3 | | | |
| Polling | 2080 | 842 | 40.48% |
| AVCB (if used) | 2080 | 205 | 9.86% |
| Total | 2080 | 1047 | 50.34% |
| City of Traverse City Precinct 7 | | | |
| Polling | 2070 | 653 | 31.55% |
| AVCB (if used) | 2070 | 171 | 8.26% |
| Total | 2070 | 824 | 39.81% |
| City of Traverse City Precinct 8 | | | |
| Polling | 2437 | 899 | 36.89% |
| AVCB (if used) | 2437 | 223 | 9.15% |
| Total | 2437 | 1122 | 46.04% |
| City of Traverse City Precinct 9 | | | |
| Polling | 1453 | 568 | 39.09% |
| AVCB (if used) | 1453 | 229 | 15.76% |
| Total | 1453 | 797 | 54.85% |
| City of Traverse City Precinct 10 | | | |
| Polling | 1450 | 422 | 29.10% |
| AVCB (if used) | 1450 | 159 | 10.97% |
| Total | 1450 | 581 | 40.07% |
| Total | | | |
| Polling | 71598 | 22458 | 31.37% |
| AVCB (if used) | 71598 | 7477 | 10.44% |
| Total | 71598 | 29935 | 41.81% |

Statement of Votes Cast
Grand Traverse County, MI
2016 Presidential Primary
SOVC For Jurisdiction Wide, All Counters, All Races

REP President

Date: 03/15/16
Time: 07:22:07
Page: 5 of 17

| Jurisdiction Wide | Reg. Voters | Total Votes | Job Bush (REP) | Ben Carson (REP) | Chris Christie (REP) | Ted Cruz (REP) | Carly Fiorina (REP) | Lindsey Graham (REP) | Mike Huckabee (REP) |
|--------------------------------------|-------------|-------------|----------------|------------------|----------------------|----------------|---------------------|----------------------|---------------------|
| Acme Township Precinct 1 | | | | | | | | | |
| Polling | 2416 | 544 | 0 | 3 | 0 | 169 | 1 | 0 | 2 |
| AVCB (if used) | 2416 | 145 | 4 | 6 | 4 | 19 | 0 | 0 | 0 |
| Total | 2416 | 689 | 4 | 9 | 4 | 188 | 1 | 0 | 2 |
| Acme Township Precinct 2 | | | | | | | | | |
| Polling | 1203 | 253 | 0 | 1 | 1 | 75 | 0 | 0 | 2 |
| AVCB (if used) | 1203 | 150 | 6 | 6 | 0 | 22 | 0 | 0 | 0 |
| Total | 1203 | 403 | 6 | 7 | 1 | 97 | 0 | 0 | 2 |
| Blair Township Precinct 1 | | | | | | | | | |
| Polling | 1382 | 176 | 2 | 1 | 0 | 50 | 0 | 0 | 1 |
| AVCB (if used) | 1382 | 44 | 1 | 1 | 0 | 10 | 0 | 0 | 1 |
| Total | 1382 | 220 | 3 | 2 | 0 | 60 | 0 | 0 | 2 |
| Blair Township Precinct 2 | | | | | | | | | |
| Polling | 1952 | 388 | 1 | 4 | 0 | 145 | 0 | 0 | 1 |
| AVCB (if used) | 1952 | 76 | 2 | 1 | 0 | 21 | 0 | 0 | 0 |
| Total | 1952 | 464 | 3 | 5 | 0 | 166 | 0 | 0 | 1 |
| Blair Township Precinct 3 | | | | | | | | | |
| Polling | 1274 | 254 | 1 | 5 | 0 | 75 | 0 | 0 | 0 |
| AVCB (if used) | 1274 | 56 | 0 | 3 | 0 | 14 | 0 | 0 | 1 |
| Total | 1274 | 310 | 1 | 8 | 0 | 89 | 0 | 0 | 1 |
| Blair Township Precinct 4 | | | | | | | | | |
| Polling | 1418 | 199 | 1 | 2 | 0 | 45 | 0 | 0 | 0 |
| AVCB (if used) | 1418 | 12 | 0 | 0 | 0 | 1 | 0 | 0 | 0 |
| Total | 1418 | 211 | 1 | 2 | 0 | 46 | 0 | 0 | 0 |
| East Bay Charter Township Precinct 1 | | | | | | | | | |
| Polling | 1705 | 197 | 1 | 4 | 0 | 44 | 0 | 0 | 1 |
| AVCB (if used) | 1705 | 152 | 6 | 6 | 2 | 17 | 0 | 0 | 0 |
| Total | 1705 | 349 | 7 | 10 | 2 | 61 | 0 | 0 | 1 |
| East Bay Charter Township Precinct 2 | | | | | | | | | |
| Polling | 2782 | 530 | 0 | 2 | 0 | 189 | 0 | 0 | 1 |
| AVCB (if used) | 2782 | 223 | 8 | 9 | 1 | 63 | 0 | 0 | 1 |
| Total | 2782 | 753 | 8 | 11 | 1 | 252 | 0 | 0 | 2 |
| East Bay Charter Township Precinct 3 | | | | | | | | | |
| Polling | 1980 | 356 | 0 | 2 | 0 | 122 | 0 | 0 | 0 |
| AVCB (if used) | 1980 | 200 | 2 | 7 | 3 | 36 | 0 | 0 | 1 |
| Total | 1980 | 556 | 2 | 9 | 3 | 158 | 0 | 0 | 1 |
| East Bay Charter Township Precinct 4 | | | | | | | | | |
| Polling | 2599 | 441 | 0 | 3 | 0 | 135 | 0 | 1 | 1 |

REP President

Page:0 of 1 /

| REP President | | | | | | | | | | | | | | | | |
|--------------------------------------|-------------|-------------|----------------|------------------|----------------------|----------------|---------------------|----------------------|---------------------|--------|---|-------|---|-------|---|-------|
| | Reg. Voters | Total Votes | Jeb Bush (REP) | Ben Carson (REP) | Chris Christie (REP) | Ted Cruz (REP) | Carly Fiorina (REP) | Lindsey Graham (REP) | Mike Huckabee (REP) | | | | | | | |
| AVCB (if used) | 2599 | 198 | 5 | 2.53% | 14 | 7.07% | 3 | 1.52% | 30 | 15.15% | 1 | 0.51% | 0 | 0.00% | 0 | 0.00% |
| Total | 2599 | 639 | 5 | 0.78% | 17 | 2.66% | 3 | 0.47% | 165 | 25.82% | 1 | 0.16% | 1 | 0.16% | 1 | 0.16% |
| File Lake Township Precinct 1 | | | | | | | | | | | | | | | | |
| Polling | 1238 | 234 | 1 | 0.43% | 1 | 0.43% | 1 | 0.43% | 69 | 29.49% | 0 | 0.00% | 0 | 0.00% | 0 | 0.00% |
| AVCB (if used) | 1238 | 64 | 6 | 9.38% | 4 | 6.25% | 0 | 0.00% | 14 | 21.88% | 1 | 1.56% | 0 | 0.00% | 0 | 0.00% |
| Total | 1238 | 298 | 7 | 2.35% | 5 | 1.68% | 1 | 0.34% | 83 | 27.85% | 1 | 0.34% | 0 | 0.00% | 0 | 0.00% |
| Garfield Charter Township Precinct 1 | | | | | | | | | | | | | | | | |
| Polling | 2138 | 368 | 0 | 0.00% | 5 | 1.36% | 0 | 0.00% | 116 | 31.52% | 0 | 0.00% | 0 | 0.00% | 1 | 0.27% |
| AVCB (if used) | 2138 | 147 | 3 | 2.04% | 3 | 2.04% | 2 | 1.36% | 34 | 23.13% | 0 | 0.00% | 1 | 0.68% | 0 | 0.00% |
| Total | 2138 | 515 | 3 | 0.58% | 8 | 1.55% | 2 | 0.39% | 150 | 29.13% | 0 | 0.00% | 1 | 0.19% | 1 | 0.19% |
| Garfield Charter Township Precinct 2 | | | | | | | | | | | | | | | | |
| Polling | 2728 | 438 | 4 | 0.91% | 2 | 0.46% | 0 | 0.00% | 126 | 28.77% | 0 | 0.00% | 0 | 0.00% | 0 | 0.00% |
| AVCB (if used) | 2728 | 323 | 21 | 6.50% | 20 | 6.19% | 10 | 3.10% | 43 | 13.31% | 2 | 0.62% | 0 | 0.00% | 6 | 1.86% |
| Total | 2728 | 761 | 25 | 3.29% | 22 | 2.89% | 10 | 1.31% | 169 | 22.21% | 2 | 0.26% | 0 | 0.00% | 6 | 0.79% |
| Garfield Charter Township Precinct 3 | | | | | | | | | | | | | | | | |
| Polling | 2698 | 296 | 1 | 0.34% | 5 | 1.69% | 1 | 0.34% | 82 | 27.70% | 0 | 0.00% | 0 | 0.00% | 0 | 0.00% |
| AVCB (if used) | 2698 | 175 | 6 | 3.43% | 7 | 4.00% | 3 | 1.71% | 38 | 21.71% | 1 | 0.57% | 0 | 0.00% | 0 | 0.00% |
| Total | 2698 | 471 | 7 | 1.49% | 12 | 2.55% | 4 | 0.85% | 120 | 25.48% | 1 | 0.21% | 0 | 0.00% | 0 | 0.00% |
| Garfield Charter Township Precinct 4 | | | | | | | | | | | | | | | | |
| Polling | 2325 | 183 | 0 | 0.00% | 3 | 1.64% | 0 | 0.00% | 53 | 28.96% | 0 | 0.00% | 0 | 0.00% | 0 | 0.00% |
| AVCB (if used) | 2325 | 139 | 5 | 3.60% | 3 | 2.16% | 4 | 2.88% | 28 | 20.14% | 2 | 1.44% | 0 | 0.00% | 2 | 1.44% |
| Total | 2325 | 322 | 5 | 1.55% | 6 | 1.86% | 4 | 1.24% | 81 | 25.16% | 2 | 0.62% | 0 | 0.00% | 2 | 0.62% |
| Garfield Charter Township Precinct 5 | | | | | | | | | | | | | | | | |
| Polling | 2082 | 443 | 0 | 0.00% | 2 | 0.45% | 0 | 0.00% | 147 | 33.18% | 0 | 0.00% | 0 | 0.00% | 0 | 0.00% |
| AVCB (if used) | 2082 | 166 | 2 | 1.20% | 9 | 5.42% | 3 | 1.81% | 30 | 18.07% | 0 | 0.00% | 0 | 0.00% | 1 | 0.60% |
| Total | 2082 | 609 | 2 | 0.33% | 11 | 1.81% | 3 | 0.49% | 177 | 29.06% | 0 | 0.00% | 0 | 0.00% | 1 | 0.16% |
| Garfield Charter Township Precinct 6 | | | | | | | | | | | | | | | | |
| Polling | 2215 | 311 | 0 | 0.00% | 4 | 1.29% | 1 | 0.32% | 90 | 28.94% | 0 | 0.00% | 0 | 0.00% | 0 | 0.00% |
| AVCB (if used) | 2215 | 187 | 7 | 3.74% | 15 | 8.02% | 2 | 1.07% | 42 | 22.46% | 1 | 0.53% | 0 | 0.00% | 5 | 2.67% |
| Total | 2215 | 498 | 7 | 1.41% | 19 | 3.82% | 3 | 0.60% | 132 | 26.51% | 1 | 0.20% | 0 | 0.00% | 5 | 1.00% |
| Grant Township Precinct 1 | | | | | | | | | | | | | | | | |
| Polling | 912 | 239 | 3 | 1.26% | 4 | 1.67% | 1 | 0.42% | 76 | 31.80% | 2 | 0.84% | 0 | 0.00% | 0 | 0.00% |
| AVCB (if used) | 912 | 0 | 0 | - | 0 | - | 0 | - | 0 | - | 0 | - | 0 | - | 0 | - |
| Total | 912 | 239 | 3 | 1.26% | 4 | 1.67% | 1 | 0.42% | 76 | 31.80% | 2 | 0.84% | 0 | 0.00% | 0 | 0.00% |
| Green Lake Township Precinct 1 | | | | | | | | | | | | | | | | |
| Polling | 1957 | 352 | 0 | 0.00% | 1 | 0.28% | 0 | 0.00% | 95 | 26.99% | 0 | 0.00% | 0 | 0.00% | 0 | 0.00% |
| AVCB (if used) | 1957 | 122 | 1 | 0.82% | 4 | 3.28% | 0 | 0.00% | 21 | 17.21% | 0 | 0.00% | 0 | 0.00% | 1 | 0.82% |
| Total | 1957 | 474 | 1 | 0.21% | 5 | 1.05% | 0 | 0.00% | 116 | 24.47% | 0 | 0.00% | 0 | 0.00% | 1 | 0.21% |
| Green Lake Township Precinct 2 | | | | | | | | | | | | | | | | |

Statement of Votes Cast
Grand Traverse County, MI
2016 Presidential Primary
SOVC For Jurisdiction Wide, All Counters, All Races

REP President

Date: 03/15/16
Time: 07:22:07
Page: 7 of 17

| | Reg. Voters | Total Voices | Jeb Bush (REP) | Ben Carson (REP) | Chris Christie (REP) | Ted Cruz (REP) | Carly Fiorina (REP) | Lindsey Graham (REP) | Mike Huckabee (REP) |
|-------------------------------|----------------|-----------------|----------------|------------------|-------------------------|----------------|------------------------|-------------------------|------------------------|
| Long Lake Township Precinct 1 | | | | | | | | | |
| Polling | 2904 | 526 | 1 0.19% | 6 1.14% | 0 0.00% | 154 29.28% | 0 0.00% | 0 0.00% | 0 0.00% |
| AVCB (if used) | 2904 | 110 | 2 1.82% | 6 5.45% | 0 0.00% | 27 24.55% | 0 0.00% | 0 0.00% | 1 0.91% |
| Total | 2904 | 636 | 3 0.47% | 12 1.89% | 0 0.00% | 181 28.46% | 0 0.00% | 0 0.00% | 1 0.16% |
| Long Lake Township Precinct 2 | | | | | | | | | |
| Polling | 2355 | 416 | 1 0.24% | 5 1.20% | 0 0.00% | 130 31.25% | 1 0.24% | 0 0.00% | 1 0.24% |
| AVCB (if used) | 2355 | 111 | 4 3.60% | 4 3.60% | 0 0.00% | 21 18.92% | 0 0.00% | 0 0.00% | 0 0.00% |
| Total | 2355 | 527 | 5 0.95% | 9 1.71% | 0 0.00% | 151 28.65% | 1 0.19% | 0 0.00% | 1 0.19% |
| Long Lake Township Precinct 3 | | | | | | | | | |
| Polling | 2296 | 519 | 3 0.58% | 2 0.39% | 0 0.00% | 162 31.21% | 0 0.00% | 0 0.00% | 1 0.19% |
| AVCB (if used) | 2296 | 183 | 7 3.83% | 7 3.83% | 2 1.09% | 33 18.03% | 0 0.00% | 0 0.00% | 1 0.55% |
| Total | 2296 | 702 | 10 1.42% | 9 1.28% | 2 0.28% | 195 27.8% | 0 0.00% | 0 0.00% | 2 0.28% |
| Mayfield Township Precinct 1 | | | | | | | | | |
| Polling | 2711 | 606 | 0 0.00% | 3 0.50% | 0 0.00% | 198 32.67% | 0 0.00% | 0 0.00% | 0 0.00% |
| AVCB (if used) | 2711 | 202 | 4 1.98% | 6 2.97% | 1 0.50% | 43 21.29% | 1 0.50% | 0 0.00% | 0 0.00% |
| Total | 2711 | 808 | 4 0.50% | 9 1.11% | 1 0.12% | 241 29.83% | 1 0.12% | 0 0.00% | 0 0.00% |
| Paradise Township Precinct 1 | | | | | | | | | |
| Polling | 1260 | 315 | 0 0.00% | 9 2.86% | 0 0.00% | 90 28.57% | 0 0.00% | 0 0.00% | 0 0.00% |
| AVCB (if used) | 1260 | 0 | 0 0.00% | 0 0.00% | 0 0.00% | 0 0.00% | 0 0.00% | 0 0.00% | 0 0.00% |
| Total | 1260 | 315 | 0 0.00% | 9 2.86% | 0 0.00% | 90 28.57% | 0 0.00% | 0 0.00% | 0 0.00% |
| Paradise Township Precinct 2 | | | | | | | | | |
| Polling | 1854 | 472 | 5 1.06% | 6 1.27% | 2 0.42% | 157 33.26% | 0 0.00% | 1 0.21% | 0 0.00% |
| AVCB (if used) | 1854 | 0 | 0 0.00% | 0 0.00% | 0 0.00% | 0 0.00% | 0 0.00% | 0 0.00% | 0 0.00% |
| Total | 1854 | 472 | 5 1.06% | 6 1.27% | 2 0.42% | 157 33.26% | 0 0.00% | 1 0.21% | 0 0.00% |
| Peninsula Township Precinct 1 | | | | | | | | | |
| Polling | 1613 | 336 | 4 1.19% | 11 3.27% | 1 0.30% | 106 31.55% | 0 0.00% | 0 0.00% | 2 0.60% |
| AVCB (if used) | 1613 | 0 | 0 0.00% | 0 0.00% | 0 0.00% | 0 0.00% | 0 0.00% | 0 0.00% | 0 0.00% |
| Total | 1613 | 336 | 4 1.19% | 11 3.27% | 1 0.30% | 106 31.55% | 0 0.00% | 0 0.00% | 2 0.60% |
| Peninsula Township Precinct 2 | | | | | | | | | |
| Polling | 2570 | 562 | 1 0.18% | 5 0.89% | 0 0.00% | 130 23.13% | 0 0.00% | 1 0.18% | 1 0.18% |
| AVCB (if used) | 2570 | 351 | 8 2.8% | 15 4.27% | 7 1.99% | 59 16.81% | 1 0.28% | 0 0.00% | 0 0.00% |
| Total | 2570 | 913 | 9 0.99% | 20 2.19% | 7 0.77% | 189 20.70% | 1 0.11% | 1 0.11% | 1 0.11% |
| Union Township Precinct 1 | | | | | | | | | |
| Polling | 2575 | 513 | 1 0.19% | 3 0.58% | 0 0.00% | 113 22.03% | 0 0.00% | 0 0.00% | 1 0.19% |
| AVCB (if used) | 2575 | 334 | 7 2.10% | 12 3.59% | 4 1.20% | 42 12.57% | 2 0.60% | 0 0.00% | 1 0.30% |
| Total | 2575 | 847 | 8 0.94% | 15 1.77% | 4 0.47% | 155 18.30% | 2 0.24% | 0 0.00% | 2 0.24% |
| AVCB (if used) | 344 | 88 | 0 0.00% | 0 0.00% | 0 0.00% | 30 34.09% | 0 0.00% | 0 0.00% | 0 0.00% |
| Total | 344 | 88 | 0 0.00% | 0 0.00% | 0 0.00% | 30 34.09% | 0 0.00% | 0 0.00% | 0 0.00% |

Statement of Votes Cast
Grand Traverse County, MI
2016 Presidential Primary
SOVC For Jurisdiction Wide, All Counters, All Races

REP President

Date: 03/15/16
Time: 07:22:08
Page: 8 of 17

| | Reg. Voters | Total Votes | Jeb Bush (REP) | Ben Carson (REP) | Chrs Christie (REP) | Ted Cruz (REP) | Carly Fiorina (REP) | Lindsey Graham (REP) | Mike Huckabee (REP) |
|--|-------------|-------------|----------------|------------------|---------------------|----------------|---------------------|----------------------|---------------------|
| Whitewater Township Precinct 1 | | | | | | | | | |
| Polling | 2135 | 438 | 1 0.23% | 2 0.46% | 0 0.00% | 144 32.88% | 0 0.00% | 0 0.00% | 1 0.23% |
| AVCB (if used) | 2135 | 252 | 6 2.38% | 6 2.38% | 2 0.79% | 49 19.44% | 0 0.00% | 0 0.00% | 1 0.40% |
| Total | 2135 | 690 | 7 1.01% | 8 1.16% | 2 0.29% | 193 27.97% | 0 0.00% | 0 0.00% | 2 0.29% |
| City of Traverse City Precinct 1 | | | | | | | | | |
| Polling | 2487 | 351 | 0 0.00% | 7 1.99% | 0 0.00% | 83 23.65% | 1 0.28% | 1 0.28% | 2 0.57% |
| AVCB (if used) | 2487 | 151 | 9 5.96% | 3 1.99% | 0 0.00% | 26 17.22% | 0 0.00% | 0 0.00% | 1 0.66% |
| Total | 2487 | 502 | 9 1.79% | 10 1.99% | 0 0.00% | 109 21.71% | 1 0.20% | 1 0.20% | 3 0.60% |
| City of Traverse City Precinct 3 | | | | | | | | | |
| Polling | 2080 | 302 | 1 0.33% | 2 0.66% | 1 0.33% | 63 20.86% | 0 0.00% | 1 0.33% | 0 0.00% |
| AVCB (if used) | 2080 | 108 | 3 2.78% | 0 0.00% | 3 2.78% | 18 16.67% | 1 0.93% | 0 0.00% | 0 0.00% |
| Total | 2080 | 410 | 4 0.98% | 2 0.49% | 4 0.98% | 81 19.76% | 1 0.24% | 1 0.24% | 0 0.00% |
| City of Traverse City Precinct 7 | | | | | | | | | |
| Polling | 2070 | 234 | 4 1.71% | 5 2.14% | 0 0.00% | 61 26.07% | 0 0.00% | 0 0.00% | 1 0.43% |
| AVCB (if used) | 2070 | 80 | 3 3.75% | 6 7.50% | 0 0.00% | 13 16.25% | 0 0.00% | 0 0.00% | 0 0.00% |
| Total | 2070 | 314 | 7 2.23% | 11 3.50% | 0 0.00% | 74 23.57% | 0 0.00% | 0 0.00% | 1 0.32% |
| City of Traverse City Precinct 8 | | | | | | | | | |
| Polling | 2437 | 308 | 1 0.32% | 4 1.30% | 1 0.32% | 56 18.18% | 0 0.00% | 0 0.00% | 0 0.00% |
| AVCB (if used) | 2437 | 95 | 4 4.21% | 3 3.16% | 1 1.05% | 17 17.89% | 1 1.05% | 0 0.00% | 0 0.00% |
| Total | 2437 | 403 | 5 1.24% | 7 1.74% | 2 0.50% | 73 18.11% | 1 0.25% | 0 0.00% | 0 0.00% |
| City of Traverse City Precinct 9 | | | | | | | | | |
| Polling | 1453 | 284 | 2 0.70% | 0 0.00% | 0 0.00% | 70 24.65% | 1 0.35% | 0 0.00% | 0 0.00% |
| AVCB (if used) | 1453 | 140 | 6 4.29% | 8 5.71% | 2 1.43% | 20 14.29% | 0 0.00% | 0 0.00% | 1 0.71% |
| Total | 1453 | 424 | 8 1.89% | 8 1.89% | 2 0.47% | 90 21.23% | 1 0.24% | 0 0.00% | 1 0.24% |
| City of Traverse City Precinct 10 | | | | | | | | | |
| Polling | 1450 | 169 | 0 0.00% | 1 0.59% | 0 0.00% | 44 26.04% | 0 0.00% | 0 0.00% | 0 0.00% |
| AVCB (if used) | 1450 | 86 | 3 3.49% | 2 2.33% | 0 0.00% | 11 12.79% | 0 0.00% | 0 0.00% | 2 2.33% |
| Total | 1450 | 255 | 3 1.18% | 3 1.18% | 0 0.00% | 55 21.57% | 0 0.00% | 0 0.00% | 2 0.78% |
| Total | | | | | | | | | |
| Polling | 71598 | 12641 | 40 0.32% | 125 0.99% | 10 0.08% | 3694 29.22% | 6 0.05% | 5 0.04% | 20 0.16% |
| AVCB (if used) | 71598 | 4782 | 151 3.16% | 196 4.10% | 59 1.23% | 862 18.03% | 14 0.29% | 1 0.02% | 27 0.56% |
| Total | 71598 | 17423 | 191 1.10% | 321 1.84% | 69 0.40% | 4556 26.15% | 20 0.11% | 6 0.03% | 47 0.27% |

Statement of Votes Cast
Grand Traverse County, MI
2016 Presidential Primary
SOVC For Jurisdiction Wide, All Counties, All Races

REP President

Date: 03/15/16
Time: 07:22:08
Page: 9 of 17

| | John R. Kasich (REP) | George Pataki (REP) | Rand Paul (REP) | Marco Rubio (REP) | Rick Santorum (REP) | Donald J. Trump (REP) | Uncommitted | Write-In Votes |
|--------------------------------------|-------------------------|------------------------|-----------------|----------------------|------------------------|--------------------------|-------------|----------------|
| Jurisdiction Wide | | | | | | | | |
| Acme Township Precinct 1 | | | | | | | | |
| Polling | 168 30.88% | 0 0.00% | 1 0.18% | 30 5.51% | 0 0.00% | 166 30.51% | 4 0.74% | 0 0.00% |
| AVCB (if used) | 27 18.62% | 0 0.00% | 0 0.00% | 27 18.62% | 0 0.00% | 52 35.86% | 6 4.14% | 0 0.00% |
| Total | 195 28.30% | 0 0.00% | 1 0.15% | 57 8.27% | 0 0.00% | 218 31.64% | 10 1.45% | 0 0.00% |
| Acme Township Precinct 2 | | | | | | | | |
| Polling | 72 28.46% | 0 0.00% | 0 0.00% | 20 7.91% | 0 0.00% | 82 32.41% | 0 0.00% | 0 0.00% |
| AVCB (if used) | 26 17.33% | 0 0.00% | 1 0.67% | 28 18.67% | 1 0.67% | 53 35.33% | 7 4.67% | 0 0.00% |
| Total | 98 24.32% | 0 0.00% | 1 0.25% | 48 11.91% | 1 0.25% | 135 33.50% | 7 1.74% | 0 0.00% |
| Blair Township Precinct 1 | | | | | | | | |
| Polling | 30 17.05% | 0 0.00% | 2 1.14% | 10 5.68% | 1 0.57% | 77 43.75% | 2 1.14% | 0 0.00% |
| AVCB (if used) | 2 4.55% | 0 0.00% | 1 2.27% | 5 11.36% | 0 0.00% | 21 47.73% | 2 4.55% | 0 0.00% |
| Total | 32 14.55% | 0 0.00% | 3 1.36% | 15 6.82% | 1 0.45% | 98 44.55% | 4 1.82% | 0 0.00% |
| Blair Township Precinct 2 | | | | | | | | |
| Polling | 84 21.65% | 0 0.00% | 0 0.00% | 16 4.12% | 0 0.00% | 135 34.79% | 1 0.26% | 1 0.26% |
| AVCB (if used) | 1 1.32% | 1 1.32% | 0 0.00% | 10 13.16% | 0 0.00% | 29 38.16% | 11 14.47% | 0 0.00% |
| Total | 85 18.32% | 1 0.22% | 0 0.00% | 26 5.60% | 0 0.00% | 164 35.34% | 12 2.59% | 1 0.22% |
| Blair Township Precinct 3 | | | | | | | | |
| Polling | 63 24.80% | 0 0.00% | 0 0.00% | 14 5.51% | 0 0.00% | 95 37.40% | 1 0.39% | 0 0.00% |
| AVCB (if used) | 2 3.57% | 0 0.00% | 0 0.00% | 11 19.64% | 1 1.79% | 16 28.57% | 8 14.29% | 0 0.00% |
| Total | 65 20.97% | 0 0.00% | 0 0.00% | 25 8.06% | 1 0.32% | 111 35.81% | 9 2.90% | 0 0.00% |
| Blair Township Precinct 4 | | | | | | | | |
| Polling | 38 19.10% | 0 0.00% | 2 1.01% | 20 10.05% | 1 0.50% | 86 43.22% | 4 2.01% | 0 0.00% |
| AVCB (if used) | 0 0.00% | 0 0.00% | 0 0.00% | 1 8.33% | 0 0.00% | 10 83.33% | 0 0.00% | 0 0.00% |
| Total | 38 18.01% | 0 0.00% | 2 0.95% | 21 9.95% | 1 0.47% | 96 45.50% | 4 1.90% | 0 0.00% |
| East Bay Charter Township Precinct 1 | | | | | | | | |
| Polling | 48 24.37% | 0 0.00% | 3 1.52% | 16 8.12% | 0 0.00% | 80 40.61% | 0 0.00% | 0 0.00% |
| AVCB (if used) | 16 10.53% | 0 0.00% | 0 0.00% | 25 16.45% | 1 0.66% | 62 40.79% | 16 10.53% | 1 0.66% |
| Total | 64 18.34% | 0 0.00% | 3 0.86% | 41 11.75% | 1 0.29% | 142 40.69% | 16 4.58% | 1 0.29% |
| East Bay Charter Township Precinct 2 | | | | | | | | |
| Polling | 118 22.26% | 0 0.00% | 3 0.57% | 42 7.92% | 2 0.38% | 172 32.45% | 1 0.19% | 0 0.00% |
| AVCB (if used) | 21 9.42% | 0 0.00% | 1 0.45% | 50 22.42% | 0 0.00% | 56 25.11% | 13 5.83% | 0 0.00% |
| Total | 139 18.46% | 0 0.00% | 4 0.53% | 92 12.22% | 2 0.27% | 228 30.28% | 14 1.86% | 0 0.00% |
| East Bay Charter Township Precinct 3 | | | | | | | | |
| Polling | 63 17.70% | 1 0.28% | 1 0.28% | 21 5.90% | 1 0.28% | 143 40.17% | 2 0.56% | 0 0.00% |
| AVCB (if used) | 32 16.00% | 0 0.00% | 6 3.00% | 26 13.00% | 0 0.00% | 80 40.00% | 7 3.50% | 0 0.00% |
| Total | 95 17.09% | 1 0.18% | 7 1.26% | 47 8.45% | 1 0.18% | 223 40.11% | 9 1.62% | 0 0.00% |
| East Bay Charter Township Precinct 4 | | | | | | | | |
| Polling | 111 25.17% | 0 0.00% | 2 0.45% | 38 8.62% | 2 0.45% | 145 32.88% | 2 0.45% | 1 0.23% |

Statement of Votes Cast
Grand Traverse County, MI
2016 Presidential Primary
SOVC For Jurisdiction Wide, All Counters, All Races

REP President

Date: 03/15/16
Time: 07:22:08
Page: 10 of 17

| | John R. Kasich (REP) | George Pataki (REP) | Rand Paul (REP) | Marco Rubio (REP) | Rick Santorum (REP) | Donald J. Trump (REP) | Uncommitted | Write-In Votes |
|--------------------------------------|-------------------------|------------------------|-----------------|----------------------|------------------------|--------------------------|-------------|----------------|
| AVCB (if used) | 32 16.16% | 0 0.00% | 1 0.51% | 33 16.67% | 0 0.00% | 69 34.85% | 10 5.05% | 0 0.00% |
| Total | 143 22.38% | 0 0.00% | 3 0.47% | 71 11.11% | 2 0.31% | 214 33.49% | 12 1.88% | 1 0.16% |
| Fife Lake Township Precinct 1 | | | | | | | | |
| Polling | 41 17.52% | 0 0.00% | 0 0.00% | 9 3.85% | 0 0.00% | 112 47.86% | 0 0.00% | 0 0.00% |
| AVCB (if used) | 4 6.25% | 0 0.00% | 0 0.00% | 5 7.81% | 0 0.00% | 27 42.19% | 3 4.69% | 0 0.00% |
| Total | 45 15.10% | 0 0.00% | 0 0.00% | 14 4.70% | 0 0.00% | 139 46.64% | 3 1.01% | 0 0.00% |
| Garfield Charter Township Precinct 1 | | | | | | | | |
| Polling | 81 22.01% | 0 0.00% | 1 0.27% | 18 4.89% | 2 0.54% | 139 37.77% | 4 1.09% | 1 0.27% |
| AVCB (if used) | 17 11.56% | 0 0.00% | 2 1.36% | 36 24.49% | 0 0.00% | 41 27.89% | 7 4.76% | 1 0.68% |
| Total | 98 19.03% | 0 0.00% | 3 0.58% | 54 10.49% | 2 0.39% | 180 34.95% | 11 2.14% | 2 0.39% |
| Garfield Charter Township Precinct 2 | | | | | | | | |
| Polling | 145 33.11% | 0 0.00% | 3 0.68% | 41 9.36% | 0 0.00% | 116 26.48% | 1 0.23% | 0 0.00% |
| AVCB (if used) | 39 12.07% | 1 0.31% | 1 0.31% | 75 23.22% | 0 0.00% | 85 26.32% | 18 5.57% | 2 0.62% |
| Total | 184 24.18% | 1 0.13% | 4 0.53% | 116 15.24% | 0 0.00% | 201 26.41% | 19 2.50% | 2 0.26% |
| Garfield Charter Township Precinct 3 | | | | | | | | |
| Polling | 82 27.70% | 0 0.00% | 1 0.34% | 21 7.09% | 0 0.00% | 101 34.12% | 2 0.68% | 0 0.00% |
| AVCB (if used) | 9 5.14% | 0 0.00% | 0 0.00% | 28 16.00% | 0 0.00% | 76 43.43% | 7 4.00% | 0 0.00% |
| Total | 91 19.32% | 0 0.00% | 1 0.21% | 49 10.40% | 0 0.00% | 177 37.58% | 9 1.91% | 0 0.00% |
| Garfield Charter Township Precinct 4 | | | | | | | | |
| Polling | 36 19.67% | 0 0.00% | 5 2.73% | 13 7.10% | 0 0.00% | 73 39.89% | 0 0.00% | 0 0.00% |
| AVCB (if used) | 14 10.07% | 1 0.72% | 1 0.72% | 27 19.42% | 0 0.00% | 45 32.37% | 7 5.04% | 0 0.00% |
| Total | 50 15.53% | 1 0.31% | 6 1.86% | 40 12.42% | 0 0.00% | 118 36.65% | 7 2.17% | 0 0.00% |
| Garfield Charter Township Precinct 5 | | | | | | | | |
| Polling | 128 28.89% | 0 0.00% | 2 0.45% | 34 7.67% | 0 0.00% | 128 28.89% | 1 0.23% | 1 0.23% |
| AVCB (if used) | 24 14.46% | 0 0.00% | 3 1.81% | 29 17.47% | 2 1.20% | 56 33.73% | 7 4.22% | 0 0.00% |
| Total | 152 24.96% | 0 0.00% | 5 0.82% | 63 10.34% | 2 0.33% | 184 30.21% | 8 1.31% | 1 0.16% |
| Garfield Charter Township Precinct 6 | | | | | | | | |
| Polling | 73 23.47% | 0 0.00% | 2 0.64% | 34 10.93% | 0 0.00% | 107 34.41% | 0 0.00% | 0 0.00% |
| AVCB (if used) | 23 12.30% | 0 0.00% | 0 0.00% | 24 12.83% | 0 0.00% | 48 25.67% | 20 10.70% | 0 0.00% |
| Total | 96 19.28% | 0 0.00% | 2 0.40% | 58 11.65% | 0 0.00% | 155 31.12% | 20 4.02% | 0 0.00% |
| Grant Township Precinct 1 | | | | | | | | |
| Polling | 32 13.39% | 0 0.00% | 2 0.84% | 21 8.79% | 1 0.42% | 93 38.91% | 4 1.67% | 0 0.00% |
| AVCB (if used) | 0 - | 0 - | 0 - | 0 - | 0 - | 0 - | 0 - | 0 - |
| Total | 32 13.39% | 0 0.00% | 2 0.84% | 21 8.79% | 1 0.42% | 93 38.91% | 4 1.67% | 0 0.00% |
| Green Lake Township Precinct 1 | | | | | | | | |
| Polling | 73 20.74% | 1 0.28% | 2 0.57% | 29 8.24% | 0 0.00% | 148 42.05% | 3 0.85% | 0 0.00% |
| AVCB (if used) | 15 12.30% | 0 0.00% | 0 0.00% | 24 19.67% | 1 0.82% | 47 38.52% | 7 5.74% | 1 0.82% |
| Total | 88 18.57% | 1 0.21% | 2 0.42% | 53 11.18% | 1 0.21% | 195 41.14% | 10 2.11% | 1 0.21% |
| Green Lake Township Precinct 2 | | | | | | | | |

Statement of Votes Cast
Grand Traverse County, MI
2016 Presidential Primary
SOVC For Jurisdiction Wide, All Counters, All Races

REP President

Date:03/15/16
Time:07:22:08
Page:11 of 17

| | John R. Kasich (REP) | George Panlakis (REP) | Rand Paul (REP) | Marco Rubio (REP) | Rick Santorum (REP) | Donald J. Trump (REP) | Uncommitted | Write-In Votes |
|-------------------------------|-------------------------|--------------------------|-----------------|----------------------|------------------------|--------------------------|-------------|----------------|
| Long Lake Township Precinct 1 | | | | | | | | |
| Polling | 81 15.40% | 0 0.00% | 4 0.76% | 40 7.60% | 1 0.19% | 238 45.25% | 1 0.19% | 0 0.00% |
| AVCB (if used) | 22 20.00% | 0 0.00% | 1 0.91% | 12 10.91% | 0 0.00% | 31 28.18% | 7 6.36% | 1 0.91% |
| Total | 103 16.19% | 0 0.00% | 5 0.79% | 52 8.18% | 1 0.16% | 269 42.30% | 8 1.26% | 1 0.16% |
| Long Lake Township Precinct 2 | | | | | | | | |
| Polling | 100 24.04% | 0 0.00% | 1 0.24% | 33 7.93% | 1 0.24% | 140 33.65% | 2 0.48% | 1 0.24% |
| AVCB (if used) | 20 18.02% | 0 0.00% | 0 0.00% | 23 20.72% | 1 0.90% | 27 24.32% | 11 9.91% | 0 0.00% |
| Total | 120 22.77% | 0 0.00% | 1 0.19% | 56 10.63% | 2 0.38% | 167 31.69% | 13 2.47% | 1 0.19% |
| Long Lake Township Precinct 3 | | | | | | | | |
| Polling | 134 25.82% | 0 0.00% | 2 0.39% | 48 9.25% | 0 0.00% | 162 31.21% | 4 0.77% | 1 0.19% |
| AVCB (if used) | 15 8.20% | 0 0.00% | 1 0.55% | 38 20.77% | 0 0.00% | 65 35.52% | 14 7.63% | 0 0.00% |
| Total | 149 21.23% | 0 0.00% | 3 0.43% | 86 12.25% | 0 0.00% | 227 32.34% | 18 2.56% | 1 0.14% |
| Paradise Township Precinct 1 | | | | | | | | |
| Polling | 153 25.25% | 0 0.00% | 2 0.33% | 53 8.75% | 1 0.17% | 195 32.18% | 1 0.17% | 0 0.00% |
| AVCB (if used) | 24 11.88% | 0 0.00% | 1 0.50% | 40 19.80% | 0 0.00% | 68 33.66% | 14 6.93% | 0 0.00% |
| Total | 177 21.91% | 0 0.00% | 3 0.37% | 93 11.51% | 1 0.12% | 263 32.55% | 15 1.86% | 0 0.00% |
| Mayfield Township Precinct 1 | | | | | | | | |
| Polling | 36 11.43% | 0 0.00% | 2 0.63% | 27 8.57% | 1 0.32% | 150 47.62% | 0 0.00% | 0 0.00% |
| AVCB (if used) | 0 - | 0 - | 0 - | 0 - | 0 - | 0 - | 0 - | 0 - |
| Total | 36 11.43% | 0 0.00% | 2 0.63% | 27 8.57% | 1 0.32% | 150 47.62% | 0 0.00% | 0 0.00% |
| Paradise Township Precinct 1 | | | | | | | | |
| Polling | 86 18.22% | 0 0.00% | 0 0.00% | 34 7.20% | 1 0.21% | 168 35.59% | 12 2.54% | 0 0.00% |
| AVCB (if used) | 0 - | 0 - | 0 - | 0 - | 0 - | 0 - | 0 - | 0 - |
| Total | 86 18.22% | 0 0.00% | 0 0.00% | 34 7.20% | 1 0.21% | 168 35.59% | 12 2.54% | 0 0.00% |
| Paradise Township Precinct 2 | | | | | | | | |
| Polling | 47 13.99% | 0 0.00% | 3 0.89% | 31 9.23% | 0 0.00% | 126 37.50% | 5 1.49% | 0 0.00% |
| AVCB (if used) | 0 - | 0 - | 0 - | 0 - | 0 - | 0 - | 0 - | 0 - |
| Total | 47 13.99% | 0 0.00% | 3 0.89% | 31 9.23% | 0 0.00% | 126 37.50% | 5 1.49% | 0 0.00% |
| Peninsula Township Precinct 1 | | | | | | | | |
| Polling | 197 35.05% | 0 0.00% | 4 0.71% | 48 8.54% | 0 0.00% | 173 30.78% | 2 0.36% | 0 0.00% |
| AVCB (if used) | 61 17.38% | 0 0.00% | 1 0.28% | 57 16.24% | 0 0.00% | 118 33.62% | 24 6.84% | 0 0.00% |
| Total | 258 28.26% | 0 0.00% | 5 0.55% | 105 11.50% | 0 0.00% | 291 31.87% | 26 2.85% | 0 0.00% |
| Peninsula Township Precinct 2 | | | | | | | | |
| Polling | 227 44.25% | 0 0.00% | 0 0.00% | 35 6.82% | 0 0.00% | 129 25.15% | 3 0.58% | 1 0.19% |
| AVCB (if used) | 61 18.26% | 0 0.00% | 0 0.00% | 78 23.35% | 1 0.30% | 102 30.54% | 24 7.19% | 0 0.00% |
| Total | 288 34.00% | 0 0.00% | 0 0.00% | 113 13.34% | 1 0.12% | 231 27.27% | 27 3.19% | 1 0.12% |
| Union Township Precinct 1 | | | | | | | | |
| Polling | 12 13.64% | 0 0.00% | 0 0.00% | 4 4.55% | 0 0.00% | 42 47.73% | 0 0.00% | 0 0.00% |
| AVCB (if used) | 0 - | 0 - | 0 - | 0 - | 0 - | 0 - | 0 - | 0 - |
| Total | 12 13.64% | 0 0.00% | 0 0.00% | 4 4.55% | 0 0.00% | 42 47.73% | 0 0.00% | 0 0.00% |

Statement of Votes Cast
Grand Traverse County, MI
2016 Presidential Primary
SOVC For Jurisdiction Wide, All Counters, All Races

REP President

Date: 03/15/16
Time: 07:22:08
Page: 12 of 17

| | John R. Kasich (REP) | George Pataki (REP) | Rand Paul (REP) | Marco Rubio (REP) | Rick Santorum (REP) | Donald J. Trump (REP) | Uncommitted | Write-In Votes |
|--|-------------------------|------------------------|-----------------|----------------------|------------------------|--------------------------|-------------|----------------|
| Whitewater Township Precinct 1 | | | | | | | | |
| Polling | 89 20.32% | 0 0.00% | 1 0.23% | 32 7.31% | 1 0.23% | 166 37.90% | 1 0.23% | 0 0.00% |
| AVCB (if used) | 43 17.06% | 0 0.00% | 1 0.40% | 40 15.87% | 0 0.00% | 91 36.11% | 13 5.16% | 0 0.00% |
| Total | 132 19.13% | 0 0.00% | 2 0.29% | 72 10.43% | 1 0.14% | 257 37.25% | 14 2.03% | 0 0.00% |
| City of Traverse City Precinct 1 | | | | | | | | |
| Polling | 143 40.74% | 1 0.28% | 1 0.28% | 24 6.84% | 0 0.00% | 87 24.79% | 1 0.28% | 0 0.00% |
| AVCB (if used) | 25 16.56% | 0 0.00% | 1 0.66% | 30 19.87% | 2 1.32% | 44 29.14% | 10 6.62% | 0 0.00% |
| Total | 168 33.47% | 1 0.20% | 2 0.40% | 54 10.76% | 2 0.40% | 131 26.10% | 11 2.19% | 0 0.00% |
| City of Traverse City Precinct 3 | | | | | | | | |
| Polling | 117 38.74% | 0 0.00% | 1 0.33% | 38 12.58% | 1 0.33% | 75 24.83% | 2 0.66% | 0 0.00% |
| AVCB (if used) | 26 24.07% | 0 0.00% | 0 0.00% | 23 21.30% | 0 0.00% | 31 28.70% | 3 2.78% | 0 0.00% |
| Total | 143 34.88% | 0 0.00% | 1 0.24% | 61 14.88% | 1 0.24% | 106 25.85% | 5 1.22% | 0 0.00% |
| City of Traverse City Precinct 7 | | | | | | | | |
| Polling | 57 24.36% | 0 0.00% | 2 0.85% | 25 10.68% | 0 0.00% | 78 33.33% | 1 0.43% | 0 0.00% |
| AVCB (if used) | 9 11.25% | 0 0.00% | 1 1.25% | 13 16.25% | 1 1.25% | 27 33.75% | 7 8.75% | 0 0.00% |
| Total | 66 21.02% | 0 0.00% | 3 0.96% | 38 12.10% | 1 0.32% | 105 33.44% | 8 2.55% | 0 0.00% |
| City of Traverse City Precinct 8 | | | | | | | | |
| Polling | 126 40.91% | 0 0.00% | 1 0.32% | 32 10.39% | 0 0.00% | 87 28.25% | 0 0.00% | 0 0.00% |
| AVCB (if used) | 22 23.16% | 0 0.00% | 1 1.05% | 19 20.00% | 0 0.00% | 20 21.05% | 7 7.37% | 0 0.00% |
| Total | 148 36.72% | 0 0.00% | 2 0.50% | 51 12.66% | 0 0.00% | 107 26.55% | 7 1.74% | 0 0.00% |
| City of Traverse City Precinct 9 | | | | | | | | |
| Polling | 109 38.38% | 1 0.35% | 3 1.06% | 28 9.86% | 0 0.00% | 67 23.59% | 3 1.06% | 0 0.00% |
| AVCB (if used) | 26 18.57% | 0 0.00% | 0 0.00% | 35 25.00% | 0 0.00% | 34 24.29% | 8 5.71% | 0 0.00% |
| Total | 135 31.84% | 1 0.24% | 3 0.71% | 63 14.86% | 0 0.00% | 101 23.82% | 11 2.59% | 0 0.00% |
| City of Traverse City Precinct 10 | | | | | | | | |
| Polling | 49 28.99% | 0 0.00% | 0 0.00% | 19 11.24% | 0 0.00% | 56 33.14% | 0 0.00% | 0 0.00% |
| AVCB (if used) | 18 20.93% | 0 0.00% | 0 0.00% | 20 23.26% | 1 1.16% | 24 27.91% | 5 5.81% | 0 0.00% |
| Total | 67 26.27% | 0 0.00% | 0 0.00% | 39 15.29% | 1 0.39% | 80 31.37% | 5 1.96% | 0 0.00% |
| Total | | | | | | | | |
| Polling | 3249 25.70% | 4 0.03% | 59 0.47% | 998 7.89% | 17 0.13% | 4337 34.31% | 70 0.55% | 7 0.06% |
| AVCB (if used) | 676 14.14% | 3 0.06% | 25 0.52% | 892 18.65% | 12 0.25% | 1555 32.52% | 303 6.34% | 6 0.13% |
| Total | 3925 22.53% | 7 0.04% | 84 0.48% | 1890 10.85% | 29 0.17% | 5892 33.82% | 373 2.14% | 13 0.07% |

Statement of Votes Cast
Grand Traverse County, MI
2016 Presidential Primary
SOVC For Jurisdiction Wide, All Counters, All Races

DEM President

| | Reg. Voters | Total Votes | Hillary Clinton (DEM) | Rocky De La Fuente (DEM) | Martin J. O'Malley (DEM) | Bernie Sanders (DEM) | Uncommitted | Write-In Votes |
|--------------------------------------|----------------|----------------|--------------------------|-----------------------------|-----------------------------|-------------------------|-------------|----------------|
| Jurisdiction Wide | | | | | | | | |
| Acme Township Precinct 1 | | | | | | | | |
| Polling | 2416 | 326 | 83 25.46% | 0 0.00% | 0 0.00% | 242 74.23% | 1 0.31% | 0 0.00% |
| AVCB (if used) | 2416 | 94 | 50 53.19% | 0 0.00% | 1 1.06% | 38 40.43% | 5 5.32% | 0 0.00% |
| Total | 2416 | 420 | 133 31.67% | 0 0.00% | 1 0.24% | 280 66.67% | 6 1.43% | 0 0.00% |
| Acme Township Precinct 2 | | | | | | | | |
| Polling | 1203 | 142 | 60 42.25% | 0 0.00% | 0 0.00% | 81 57.04% | 1 0.70% | 0 0.00% |
| AVCB (if used) | 1203 | 42 | 30 71.43% | 0 0.00% | 0 0.00% | 10 23.81% | 2 4.76% | 0 0.00% |
| Total | 1203 | 184 | 90 48.91% | 0 0.00% | 0 0.00% | 91 49.46% | 3 1.63% | 0 0.00% |
| Blair Township Precinct 1 | | | | | | | | |
| Polling | 1382 | 136 | 30 22.06% | 0 0.00% | 0 0.00% | 105 77.21% | 1 0.74% | 0 0.00% |
| AVCB (if used) | 1382 | 17 | 11 64.71% | 0 0.00% | 2 11.76% | 2 11.76% | 2 11.76% | 0 0.00% |
| Total | 1382 | 153 | 41 26.80% | 0 0.00% | 2 1.31% | 107 69.93% | 3 1.96% | 0 0.00% |
| Blair Township Precinct 2 | | | | | | | | |
| Polling | 1952 | 196 | 41 20.92% | 0 0.00% | 2 1.02% | 152 77.55% | 1 0.51% | 0 0.00% |
| AVCB (if used) | 1952 | 42 | 27 64.29% | 0 0.00% | 0 0.00% | 8 19.05% | 7 16.67% | 0 0.00% |
| Total | 1952 | 238 | 68 28.57% | 0 0.00% | 2 0.84% | 160 67.23% | 8 3.36% | 0 0.00% |
| Blair Township Precinct 3 | | | | | | | | |
| Polling | 1274 | 101 | 28 27.72% | 0 0.00% | 0 0.00% | 73 72.28% | 0 0.00% | 0 0.00% |
| AVCB (if used) | 1274 | 44 | 23 52.27% | 0 0.00% | 0 0.00% | 20 45.45% | 1 2.27% | 0 0.00% |
| Total | 1274 | 145 | 51 35.17% | 0 0.00% | 0 0.00% | 93 64.14% | 1 0.69% | 0 0.00% |
| Blair Township Precinct 4 | | | | | | | | |
| Polling | 1418 | 179 | 29 16.20% | 0 0.00% | 2 1.12% | 147 82.12% | 1 0.56% | 0 0.00% |
| AVCB (if used) | 1418 | 26 | 22 84.62% | 0 0.00% | 1 3.85% | 2 7.69% | 1 3.85% | 0 0.00% |
| Total | 1418 | 205 | 51 24.88% | 0 0.00% | 3 1.46% | 149 72.68% | 2 0.98% | 0 0.00% |
| East Bay Charter Township Precinct 1 | | | | | | | | |
| Polling | 1705 | 190 | 42 22.11% | 0 0.00% | 0 0.00% | 148 77.89% | 0 0.00% | 0 0.00% |
| AVCB (if used) | 1705 | 84 | 61 72.62% | 0 0.00% | 0 0.00% | 16 19.05% | 7 8.33% | 0 0.00% |
| Total | 1705 | 274 | 103 37.59% | 0 0.00% | 0 0.00% | 164 59.85% | 7 2.55% | 0 0.00% |
| East Bay Charter Township Precinct 2 | | | | | | | | |
| Polling | 2782 | 353 | 82 23.23% | 0 0.00% | 0 0.00% | 269 76.20% | 2 0.57% | 0 0.00% |
| AVCB (if used) | 2782 | 119 | 73 61.34% | 0 0.00% | 0 0.00% | 41 34.45% | 5 4.20% | 0 0.00% |
| Total | 2782 | 472 | 155 32.84% | 0 0.00% | 0 0.00% | 310 65.68% | 7 1.48% | 0 0.00% |
| East Bay Charter Township Precinct 3 | | | | | | | | |
| Polling | 1980 | 213 | 58 27.23% | 0 0.00% | 0 0.00% | 155 72.77% | 0 0.00% | 0 0.00% |
| AVCB (if used) | 1980 | 119 | 63 52.94% | 0 0.00% | 0 0.00% | 51 42.86% | 5 4.20% | 0 0.00% |
| Total | 1980 | 332 | 121 36.45% | 0 0.00% | 0 0.00% | 206 62.05% | 5 1.51% | 0 0.00% |
| East Bay Charter Township Precinct 4 | | | | | | | | |
| Polling | 2599 | 322 | 79 24.53% | 0 0.00% | 0 0.00% | 242 75.16% | 1 0.31% | 0 0.00% |

Statement of Votes Cast
Grand Traverse County, MI
2016 Presidential Primary
SOVC For Jurisdiction Wide, All Counters, All Races

DEM President

| | Reg. Voters | Total Votes | Hillary Clinton (DEM) | Rocky De La Fuente (DEM) | Martin J. O'Malley (DEM) | Bernie Sanders (DEM) | Uncommitted | Write-In Votes |
|--------------------------------------|----------------|----------------|--------------------------|-----------------------------|-----------------------------|-------------------------|-------------|----------------|
| AVCB (if used) | 2599 | 106 | 65 61.32% | 0 0.00% | 0 0.00% | 38 35.85% | 3 2.83% | 0 0.00% |
| Total | 2599 | 428 | 144 33.64% | 0 0.00% | 0 0.00% | 280 65.42% | 4 0.93% | 0 0.00% |
| Fife Lake Township Precinct 1 | | | | | | | | |
| Polling | 1238 | 105 | 32 30.48% | 0 0.00% | 0 0.00% | 73 69.52% | 0 0.00% | 0 0.00% |
| AVCB (if used) | 1238 | 45 | 28 62.22% | 0 0.00% | 0 0.00% | 16 35.56% | 1 2.22% | 0 0.00% |
| Total | 1238 | 150 | 60 40.00% | 0 0.00% | 0 0.00% | 89 59.33% | 1 0.67% | 0 0.00% |
| Garfield Charter Township Precinct 1 | | | | | | | | |
| Polling | 2138 | 275 | 60 21.82% | 0 0.00% | 0 0.00% | 215 78.18% | 0 0.00% | 0 0.00% |
| AVCB (if used) | 2138 | 56 | 37 66.07% | 0 0.00% | 0 0.00% | 18 32.14% | 1 1.79% | 0 0.00% |
| Total | 2138 | 331 | 97 29.31% | 0 0.00% | 0 0.00% | 233 70.39% | 1 0.30% | 0 0.00% |
| Garfield Charter Township Precinct 2 | | | | | | | | |
| Polling | 2728 | 267 | 87 32.58% | 0 0.00% | 0 0.00% | 180 67.42% | 0 0.00% | 0 0.00% |
| AVCB (if used) | 2728 | 157 | 95 60.51% | 0 0.00% | 1 0.64% | 48 30.57% | 13 8.28% | 0 0.00% |
| Total | 2728 | 424 | 182 42.92% | 0 0.00% | 1 0.24% | 228 53.77% | 13 3.07% | 0 0.00% |
| Garfield Charter Township Precinct 3 | | | | | | | | |
| Polling | 2698 | 373 | 80 21.45% | 0 0.00% | 0 0.00% | 292 78.28% | 1 0.27% | 0 0.00% |
| AVCB (if used) | 2698 | 91 | 56 61.54% | 0 0.00% | 0 0.00% | 31 34.07% | 4 4.40% | 0 0.00% |
| Total | 2698 | 464 | 136 29.31% | 0 0.00% | 0 0.00% | 323 69.61% | 5 1.08% | 0 0.00% |
| Garfield Charter Township Precinct 4 | | | | | | | | |
| Polling | 2325 | 260 | 48 18.46% | 2 0.77% | 1 0.38% | 209 80.38% | 0 0.00% | 0 0.00% |
| AVCB (if used) | 2325 | 93 | 55 59.14% | 0 0.00% | 2 2.15% | 23 24.73% | 12 12.90% | 1 1.08% |
| Total | 2325 | 353 | 103 29.18% | 2 0.57% | 3 0.85% | 232 65.72% | 12 3.40% | 1 0.28% |
| Garfield Charter Township Precinct 5 | | | | | | | | |
| Polling | 2082 | 242 | 70 28.93% | 0 0.00% | 0 0.00% | 171 70.66% | 1 0.41% | 0 0.00% |
| AVCB (if used) | 2082 | 84 | 65 77.38% | 0 0.00% | 0 0.00% | 18 21.43% | 1 1.19% | 0 0.00% |
| Total | 2082 | 326 | 135 41.41% | 0 0.00% | 0 0.00% | 189 57.98% | 2 0.61% | 0 0.00% |
| Garfield Charter Township Precinct 6 | | | | | | | | |
| Polling | 2215 | 264 | 50 18.94% | 0 0.00% | 0 0.00% | 213 80.68% | 1 0.38% | 0 0.00% |
| AVCB (if used) | 2215 | 110 | 61 55.45% | 2 1.82% | 3 2.73% | 32 29.09% | 12 10.91% | 0 0.00% |
| Total | 2215 | 374 | 111 29.68% | 2 0.53% | 3 0.80% | 245 65.51% | 13 3.48% | 0 0.00% |
| Grant Township Precinct 1 | | | | | | | | |
| Polling | 912 | 109 | 47 43.12% | 0 0.00% | 0 0.00% | 60 55.05% | 2 1.83% | 0 0.00% |
| AVCB (if used) | 912 | 0 | 0 - | 0 - | 0 - | 0 - | 0 - | 0 - |
| Total | 912 | 109 | 47 43.12% | 0 0.00% | 0 0.00% | 60 55.05% | 2 1.83% | 0 0.00% |
| Green Lake Township Precinct 1 | | | | | | | | |
| Polling | 1957 | 277 | 68 24.55% | 0 0.00% | 2 0.72% | 205 74.01% | 2 0.72% | 0 0.00% |
| AVCB (if used) | 1957 | 73 | 51 69.86% | 0 0.00% | 2 2.74% | 18 24.66% | 2 2.74% | 0 0.00% |
| Total | 1957 | 350 | 119 34.00% | 0 0.00% | 4 1.14% | 223 63.71% | 4 1.14% | 0 0.00% |
| Green Lake Township Precinct 2 | | | | | | | | |

Statement of Votes Cast
Grand Traverse County, MI
2016 Presidential Primary
SOVC For Jurisdiction Wide, All Counters, All Races

DEM President

| | Reg. Voices | Total Voices | Hillary Clinton (DEM) | Rocky De La Fuente (DEM) | Martin J. O'Malley (DEM) | Bernie Sanders (DEM) | Uncommitted | Write-In Votes |
|-------------------------------|----------------|-----------------|--------------------------|-----------------------------|-----------------------------|-------------------------|-------------|----------------|
| Long Lake Township Precinct 1 | | | | | | | | |
| Polling | 2904 | 401 | 103 25.69% | 0 0.00% | 1 0.25% | 293 73.07% | 4 1.00% | 0 0.00% |
| AVCB (if used) | 2904 | 55 | 32 58.18% | 0 0.00% | 1 1.82% | 22 40.00% | 0 0.00% | 0 0.00% |
| Total | 2904 | 456 | 135 29.61% | 0 0.00% | 2 0.44% | 315 69.08% | 4 0.88% | 0 0.00% |
| Long Lake Township Precinct 2 | | | | | | | | |
| Polling | 2355 | 341 | 79 23.17% | 0 0.00% | 0 0.00% | 262 76.83% | 0 0.00% | 0 0.00% |
| AVCB (if used) | 2355 | 66 | 37 56.06% | 0 0.00% | 0 0.00% | 24 36.36% | 5 7.58% | 0 0.00% |
| Total | 2355 | 407 | 116 28.50% | 0 0.00% | 0 0.00% | 286 70.27% | 5 1.23% | 0 0.00% |
| Long Lake Township Precinct 3 | | | | | | | | |
| Polling | 2296 | 300 | 71 23.67% | 0 0.00% | 0 0.00% | 226 75.33% | 3 1.00% | 0 0.00% |
| AVCB (if used) | 2296 | 92 | 50 54.35% | 0 0.00% | 0 0.00% | 40 43.48% | 2 2.17% | 0 0.00% |
| Total | 2296 | 392 | 121 30.87% | 0 0.00% | 0 0.00% | 266 67.86% | 5 1.28% | 0 0.00% |
| Mayfield Township Precinct 1 | | | | | | | | |
| Polling | 2711 | 343 | 95 27.70% | 0 0.00% | 3 0.87% | 243 70.85% | 2 0.58% | 0 0.00% |
| AVCB (if used) | 2711 | 81 | 49 60.49% | 0 0.00% | 0 0.00% | 31 38.27% | 1 1.23% | 0 0.00% |
| Total | 2711 | 424 | 144 33.96% | 0 0.00% | 3 0.71% | 274 64.62% | 3 0.71% | 0 0.00% |
| Paradise Township Precinct 1 | | | | | | | | |
| Polling | 1260 | 116 | 40 34.48% | 0 0.00% | 0 0.00% | 74 63.79% | 2 1.72% | 0 0.00% |
| AVCB (if used) | 1260 | 0 | 0 - | 0 - | 0 - | 0 - | 0 - | 0 - |
| Total | 1260 | 116 | 40 34.48% | 0 0.00% | 0 0.00% | 74 63.79% | 2 1.72% | 0 0.00% |
| Paradise Township Precinct 2 | | | | | | | | |
| Polling | 1854 | 225 | 63 28.00% | 1 0.44% | 1 0.44% | 153 68.00% | 7 3.11% | 0 0.00% |
| AVCB (if used) | 1854 | 0 | 0 - | 0 - | 0 - | 0 - | 0 - | 0 - |
| Total | 1854 | 225 | 63 28.00% | 1 0.44% | 1 0.44% | 153 68.00% | 7 3.11% | 0 0.00% |
| Peninsula Township Precinct 1 | | | | | | | | |
| Polling | 1613 | 180 | 38 21.11% | 0 0.00% | 1 0.56% | 139 77.22% | 1 0.56% | 1 0.56% |
| AVCB (if used) | 1613 | 0 | 0 - | 0 - | 0 - | 0 - | 0 - | 0 - |
| Total | 1613 | 180 | 38 21.11% | 0 0.00% | 1 0.56% | 139 77.22% | 1 0.56% | 1 0.56% |
| Peninsula Township Precinct 2 | | | | | | | | |
| Polling | 2570 | 339 | 139 41.00% | 0 0.00% | 0 0.00% | 200 59.00% | 0 0.00% | 0 0.00% |
| AVCB (if used) | 2570 | 137 | 90 65.69% | 0 0.00% | 0 0.00% | 37 27.01% | 9 6.57% | 1 0.73% |
| Total | 2570 | 476 | 229 48.11% | 0 0.00% | 0 0.00% | 237 49.79% | 9 1.89% | 1 0.21% |
| Union Township Precinct 1 | | | | | | | | |
| Polling | 2575 | 322 | 118 36.65% | 0 0.00% | 0 0.00% | 204 63.35% | 0 0.00% | 0 0.00% |
| AVCB (if used) | 2575 | 136 | 87 63.97% | 0 0.00% | 0 0.00% | 47 34.56% | 2 1.47% | 0 0.00% |
| Total | 2575 | 458 | 205 44.76% | 0 0.00% | 0 0.00% | 251 54.80% | 2 0.44% | 0 0.00% |
| Long Lake Township Precinct 1 | | | | | | | | |
| Polling | 344 | 51 | 19 37.25% | 0 0.00% | 0 0.00% | 32 62.75% | 0 0.00% | 0 0.00% |
| AVCB (if used) | 344 | 0 | 0 - | 0 - | 0 - | 0 - | 0 - | 0 - |
| Total | 344 | 51 | 19 37.25% | 0 0.00% | 0 0.00% | 32 62.75% | 0 0.00% | 0 0.00% |

Statement of Votes Cast
Grand Traverse County, MI
2016 Presidential Primary
SOVC For Jurisdiction Wide, All Counters, All Races

DEM President

| | Reg. Voters | Total Votes | Hillary Clinton (DEM) | Rocky De La Fuente (DEM) | Martin J. O'Malley (DEM) | Bernie Sanders (DEM) | Uncommitted | Write-In Votes |
|--|----------------|----------------|--------------------------|-----------------------------|-----------------------------|-------------------------|-------------|-------------------|
| Whitewater Township Precinct 1 | | | | | | | | |
| Polling | 2135 | 197 | 38 19.29% | 0 0.00% | 0 0.00% | 157 79.70% | 2 1.02% | 0 0.00% |
| AVCB (if used) | 2135 | 86 | 48 55.81% | 0 0.00% | 0 0.00% | 29 33.72% | 9 10.47% | 0 0.00% |
| Total | 2135 | 283 | 86 30.39% | 0 0.00% | 0 0.00% | 186 65.72% | 11 3.89% | 0 0.00% |
| City of Traverse City Precinct 1 | | | | | | | | |
| Polling | 2487 | 580 | 158 27.24% | 1 0.17% | 1 0.17% | 416 71.72% | 4 0.69% | 0 0.00% |
| AVCB (if used) | 2487 | 140 | 64 45.71% | 0 0.00% | 1 0.71% | 68 48.57% | 7 5.00% | 0 0.00% |
| Total | 2487 | 720 | 222 30.83% | 1 0.14% | 2 0.28% | 484 67.22% | 11 1.53% | 0 0.00% |
| City of Traverse City Precinct 3 | | | | | | | | |
| Polling | 2080 | 540 | 144 26.67% | 1 0.19% | 0 0.00% | 392 72.59% | 2 0.37% | 1 0.19% |
| AVCB (if used) | 2080 | 97 | 58 59.79% | 0 0.00% | 0 0.00% | 30 30.93% | 9 9.28% | 0 0.00% |
| Total | 2080 | 637 | 202 31.71% | 1 0.16% | 0 0.00% | 422 66.25% | 11 1.73% | 1 0.16% |
| City of Traverse City Precinct 7 | | | | | | | | |
| Polling | 2070 | 419 | 82 19.57% | 0 0.00% | 1 0.24% | 333 79.47% | 3 0.72% | 0 0.00% |
| AVCB (if used) | 2070 | 90 | 50 55.56% | 0 0.00% | 1 1.11% | 26 28.89% | 13 14.44% | 0 0.00% |
| Total | 2070 | 509 | 132 25.93% | 0 0.00% | 2 0.39% | 359 70.53% | 16 3.14% | 0 0.00% |
| City of Traverse City Precinct 8 | | | | | | | | |
| Polling | 2437 | 591 | 146 24.70% | 0 0.00% | 0 0.00% | 444 75.13% | 1 0.17% | 0 0.00% |
| AVCB (if used) | 2437 | 126 | 70 55.56% | 0 0.00% | 0 0.00% | 49 38.89% | 7 5.56% | 0 0.00% |
| Total | 2437 | 717 | 216 30.13% | 0 0.00% | 0 0.00% | 493 68.76% | 8 1.12% | 0 0.00% |
| City of Traverse City Precinct 9 | | | | | | | | |
| Polling | 1453 | 284 | 77 27.11% | 0 0.00% | 0 0.00% | 207 72.89% | 0 0.00% | 0 0.00% |
| AVCB (if used) | 1453 | 88 | 51 57.95% | 0 0.00% | 0 0.00% | 35 39.77% | 2 2.27% | 0 0.00% |
| Total | 1453 | 372 | 128 34.41% | 0 0.00% | 0 0.00% | 242 65.05% | 2 0.54% | 0 0.00% |
| City of Traverse City Precinct 10 | | | | | | | | |
| Polling | 1450 | 252 | 55 21.83% | 0 0.00% | 0 0.00% | 196 77.78% | 1 0.40% | 0 0.00% |
| AVCB (if used) | 1450 | 72 | 42 58.33% | 1 1.39% | 0 0.00% | 20 27.78% | 9 12.50% | 0 0.00% |
| Total | 1450 | 324 | 97 29.94% | 1 0.31% | 0 0.00% | 216 66.67% | 10 3.09% | 0 0.00% |
| Total | | | | | | | | |
| Polling | 71598 | 9811 | 2539 25.88% | 5 0.05% | 15 0.15% | 7203 73.42% | 47 0.48% | 2 0.02% |
| AVCB (if used) | 71598 | 2668 | 1601 60.01% | 3 0.11% | 15 0.56% | 888 33.28% | 159 5.96% | 2 0.07% |
| Total | 71598 | 12479 | 4140 33.18% | 8 0.06% | 30 0.24% | 8091 64.84% | 206 1.65% | 4 0.03% |

Statement of Votes Cast
Grand Traverse County, MI
2016 Presidential Primary
SOVC For Jurisdiction Wide, All Counters, All Races

Date:03/15/16
Time:07:22:09
Page:17 of 17

THE WHOLE NUMBER OF VOTES GIVEN: REP President
WAS 17423 (OF WHICH)

| | | |
|-----------------------|----------|------|
| Jeb Bush (REP) | RECEIVED | 191 |
| Ben Carson (REP) | RECEIVED | 321 |
| Chris Christie (REP) | RECEIVED | 69 |
| Ted Cruz (REP) | RECEIVED | 4556 |
| Cathy Fiorina (REP) | RECEIVED | 20 |
| Lindsey Graham (REP) | RECEIVED | 6 |
| Mike Huckabee (REP) | RECEIVED | 47 |
| John R. Kasich (REP) | RECEIVED | 3925 |
| George Pataki (REP) | RECEIVED | 7 |
| Rand Paul (REP) | RECEIVED | 84 |
| Marco Rubio (REP) | RECEIVED | 1890 |
| Rick Santorum (REP) | RECEIVED | 29 |
| Donald J. Trump (REP) | RECEIVED | 5892 |
| Uncommitted | RECEIVED | 373 |
| Write-In Votes | RECEIVED | 13 |

THE WHOLE NUMBER OF VOTES GIVEN: DEM President
WAS 12479 (OF WHICH)

| | | |
|--------------------------|----------|------|
| Hillary Clinton (DEM) | RECEIVED | 4140 |
| Rocky De La Fuente (DEM) | RECEIVED | 8 |
| Martin J. O'Malley (DEM) | RECEIVED | 30 |
| Bernie Sanders (DEM) | RECEIVED | 8091 |
| Uncommitted | RECEIVED | 206 |
| Write-In Votes | RECEIVED | 4 |

| March 2016 Presidential Primary Election | | | | | | | | | |
|--|------------------|------------------|-------------------------|---------------------------|--------------------------|----------------------|------------------------|--------------------------|----------------------------|
| President of the United States | | | | | | | | | |
| 1 position per party | | | | | | | | | |
| Precinct | # of Reg. Voters | Poll Book Totals | % Voters (Per Precinct) | John R. Kasich Republican | George Pataki Republican | Rand Paul Republican | Marco Rubio Republican | Rick Santorum Republican | Donald J. Trump Republican |
| City of Alma #1 | 5200001 | 1487 | 42.30% | 77 | 0 | 1 | 39 | 0 | 79 |
| City of Alma #2 | 5200002 | 2010 | 30.40% | 54 | 0 | 1 | 40 | 0 | 88 |
| City of Alma #3 | 5200003 | 2049 | 25.38% | 21 | 0 | 2 | 15 | 1 | 83 |
| City of Ithaca | 5400001 | 1983 | 32.07% | 59 | 0 | 0 | 42 | 0 | 125 |
| City of St. Louis | 5600001 | 2461 | 28.81% | 68 | 0 | 2 | 29 | 1 | 159 |
| Arcada | 0200001 | 1283 | 32.42% | 62 | 0 | 0 | 20 | 0 | 82 |
| Bethany | 0400001 | 1030 | 26.41% | 26 | 0 | 0 | 12 | 0 | 107 |
| Elba | 0600001 | 897 | 31.33% | 22 | 0 | 1 | 14 | 0 | 86 |
| Emerson | 0800001 | 701 | 25.53% | 22 | 0 | 1 | 10 | 0 | 49 |
| Fulton | 1000001 | 1792 | 30.02% | 67 | 0 | 1 | 25 | 0 | 160 |
| Hamilton | 1200001 | 312 | 25.96% | 5 | 0 | 0 | 6 | 0 | 30 |
| Lafayette | 1400001 | 422 | 31.75% | 12 | 0 | 1 | 8 | 2 | 41 |
| New Haven | 1800001 | 686 | 30.76% | 25 | 0 | 0 | 14 | 1 | 53 |
| Newark | 1600001 | 635 | 29.76% | 31 | 0 | 2 | 6 | 0 | 39 |
| North Shade | 2000001 | 362 | 32.32% | 16 | 0 | 0 | 8 | 0 | 37 |
| North Star | 2200001 | 608 | 35.69% | 30 | 0 | 2 | 8 | 0 | 56 |
| Pine River | 2400001 | 1765 | 34.90% | 66 | 0 | 1 | 29 | 0 | 140 |
| Seville | 2600001 | 1612 | 27.85% | 37 | 0 | 0 | 16 | 0 | 111 |
| Sumner | 2800001 | 1321 | 28.84% | 37 | 1 | 1 | 12 | 1 | 99 |
| Washington | 3000001 | 622 | 32.64% | 23 | 0 | 0 | 13 | 0 | 58 |
| Wheeler | 3200001 | 1863 | 27.32% | 59 | 0 | 0 | 17 | 1 | 117 |
| Totals | | 25901 | | 819 | 1 | 16 | 383 | 7 | 1799 |
| Registered Voters | | 25901 | | | | | | | |
| % of Voter Turnout | | 30.49% | | | | | | | |

| | | | | | | | | | |
|--|---------|--------|-----------|----------|--------------|-----------|----------|--------|--|
| March 2016 Presidential Primary Election | | | | | | | | | |
| all Zeros Page | | | | | | | | | |
| Results Page | | | | | | | | | |
| est Homepage | | | | | | | | | |
| Precinct | # of | Poll | % Voters | Hillary | Roque Rocky | Martin J. | Bernie | | |
| | Reg. | Book | (Per | Clinton | De La Fuente | O'Malley | Sanders | | |
| | Voters | Totals | Precinct) | Democrat | Democrat | Democrat | Democrat | TOTALS | |
| City of Alma #1 | 5200001 | 1487 | 42.30% | 104 | 0 | 0 | 187 | 291 | |
| City of Alma #2 | 5200002 | 2010 | 30.40% | 119 | 0 | 1 | 177 | 297 | |
| City of Alma #3 | 5200003 | 2049 | 25.38% | 116 | 0 | 1 | 184 | 301 | |
| City of Ithaca | 5400001 | 1983 | 32.07% | 104 | 0 | 1 | 158 | 263 | |
| City of St. Louis | 5600001 | 2461 | 28.81% | 111 | 0 | 0 | 197 | 308 | |
| Arcada | 0200001 | 1283 | 32.42% | 59 | 0 | 0 | 83 | 142 | |
| Bethany | 0400001 | 1030 | 26.41% | 27 | 0 | 0 | 51 | 78 | |
| Elba | 0600001 | 897 | 31.33% | 50 | 0 | 0 | 56 | 106 | |
| Emerson | 0800001 | 701 | 25.53% | 23 | 0 | 0 | 20 | 43 | |
| Fulton | 1000001 | 1792 | 30.02% | 83 | 0 | 1 | 82 | 166 | |
| Hamilton | 1200001 | 312 | 25.96% | 8 | 0 | 0 | 16 | 24 | |
| Lafayette | 1400001 | 422 | 31.75% | 17 | 0 | 0 | 19 | 36 | |
| New Haven | 1800001 | 686 | 30.76% | 26 | 0 | 0 | 44 | 70 | |
| Newark | 1600001 | 635 | 29.76% | 20 | 0 | 0 | 33 | 53 | |
| North Shade | 2000001 | 362 | 32.32% | 9 | 0 | 0 | 21 | 30 | |
| North Star | 2200001 | 608 | 35.69% | 32 | 0 | 0 | 39 | 71 | |
| Pine River | 2400001 | 1765 | 34.90% | 95 | 0 | 0 | 104 | 199 | |
| Seville | 2600001 | 1612 | 27.85% | 52 | 0 | 5 | 111 | 168 | |
| Sumner | 2800001 | 1321 | 28.84% | 48 | 0 | 0 | 99 | 147 | |
| Washington | 3000001 | 622 | 32.64% | 24 | 0 | 0 | 31 | 55 | |
| Wheeler | 3200001 | 1863 | 27.32% | 58 | 1 | 0 | 100 | 159 | |
| Totals | 25901 | 7898 | | 1185 | 1 | 9 | 1812 | 3007 | |
| Registered Voters | 25901 | | | | | | | | |
| % of Voter Turnout | 30.49% | | | | | | | | |

Gratiot_Mar2016_E
March 8, 2016
Precinct Report
Gratiot
Gratiot Unofficial Results

City of Alma Precinct 1

| | | | |
|--|-----|---------|--|
| Registration & Turnout | | 100 | |
| Election Day Turnout | 0 | 0.00% | |
| Election Day Manual Turnout | 0 | 0.00% | |
| Modern Results SPR Host Turnout | 629 | 629.00% | |
| County Clerk Turnout | 0 | 0.00% | |
| Total... | 629 | 629.00% | |
| Non Partisan Registration & Turnout | | 0 | |
| Election Day Turnout | 0 | 0.00% | |
| Election Day Manual Turnout | 0 | 0.00% | |
| Modern Results SPR Host Turnout | 0 | 0.00% | |
| County Clerk Turnout | 0 | 0.00% | |
| Total... | 0 | 0.00% | |
| Republican Registration & Turnout | | 0 | |
| Election Day Turnout | 0 | 0.00% | |
| Election Day Manual Turnout | 0 | 0.00% | |
| Modern Results SPR Host Turnout | 334 | 0.00% | |
| County Clerk Turnout | 0 | 0.00% | |
| Total... | 334 | 0.00% | |
| Democratic Registration & Turnout | | 0 | |
| Election Day Turnout | 0 | 0.00% | |
| Election Day Manual Turnout | 0 | 0.00% | |
| Modern Results SPR Host Turnout | 295 | 0.00% | |
| County Clerk Turnout | 0 | 0.00% | |
| Total... | 295 | 0.00% | |
| REP - US PRESIDENT | | | |
| Jeb Bush | 5 | 1.50% | |
| Ben Carson | 8 | 2.40% | |
| Chris Christie | 1 | 0.30% | |
| Ted Cruz | 118 | 35.33% | |
| Carly Fiorina | 0 | 0.00% | |
| Lindsey Graham | 1 | 0.30% | |
| Mike Huckabee | 0 | 0.00% | |
| John R. Kasich | 77 | 23.05% | |
| George Pataki | 0 | 0.00% | |
| Rand Paul | 1 | 0.30% | |
| Marco Rubio | 39 | 11.68% | |
| Rick Santorum | 0 | 0.00% | |
| Donald J. Trump | 79 | 23.65% | |
| Uncommitted | 5 | 1.50% | |
| Total... | 334 | 100.00% | |
| DEM - US PRESIDENT | | | |
| Hillary Clinton | 104 | 35.25% | |
| Roque Rocky De La Fuente | 0 | 0.00% | |
| Martin J. O'Malley | 0 | 0.00% | |
| Bernie Sanders | 187 | 63.39% | |
| Uncommitted | 4 | 1.36% | |
| Total... | 295 | 100.00% | |

City of Alma Precinct 2

| | | | |
|--|-----|---------|--|
| Registration & Turnout | | 100 | |
| Election Day Turnout | 0 | 0.00% | |
| Election Day Manual Turnout | 0 | 0.00% | |
| Modern Results SPR Host Turnout | 611 | 611.00% | |
| County Clerk Turnout | 0 | 0.00% | |
| Total... | 611 | 611.00% | |
| Non Partisan Registration & Turnout | | 0 | |
| Election Day Turnout | 0 | 0.00% | |
| Election Day Manual Turnout | 0 | 0.00% | |
| Modern Results SPR Host Turnout | 0 | 0.00% | |
| County Clerk Turnout | 0 | 0.00% | |
| Total... | 0 | 0.00% | |
| Republican Registration & Turnout | | 0 | |
| Election Day Turnout | 0 | 0.00% | |
| Election Day Manual Turnout | 0 | 0.00% | |
| Modern Results SPR Host Turnout | 310 | 0.00% | |
| County Clerk Turnout | 0 | 0.00% | |
| Total... | 310 | 0.00% | |
| Democratic Registration & Turnout | | 0 | |
| Election Day Turnout | 0 | 0.00% | |
| Election Day Manual Turnout | 0 | 0.00% | |
| Modern Results SPR Host Turnout | 301 | 0.00% | |
| County Clerk Turnout | 0 | 0.00% | |
| Total... | 301 | 0.00% | |
| REP - US PRESIDENT | | | |
| Jeb Bush | 3 | 0.97% | |
| Ben Carson | 5 | 1.61% | |
| Chris Christie | 1 | 0.32% | |
| Ted Cruz | 113 | 36.45% | |
| Carly Fiorina | 0 | 0.00% | |
| Lindsey Graham | 0 | 0.00% | |
| Mike Huckabee | 2 | 0.65% | |
| John R. Kasich | 54 | 17.42% | |
| George Pataki | 0 | 0.00% | |
| Rand Paul | 1 | 0.32% | |
| Marco Rubio | 40 | 12.90% | |
| Rick Santorum | 0 | 0.00% | |
| Donald J. Trump | 88 | 28.39% | |
| Uncommitted | 3 | 0.97% | |
| Total... | 310 | 100.00% | |
| DEM - US PRESIDENT | | | |
| Hillary Clinton | 119 | 39.67% | |
| Roque Rocky De La Fuente | 0 | 0.00% | |
| Martin J. O'Malley | 1 | 0.33% | |

RECEIVED/FILED
MICHIGAN DEPT OF STATE
2016 MAR 16 PM 12:04
ELECTIONS/GREAT SEAL

Gratiot_Mar2016_E
March 8, 2016
Precinct Report
Gratiot
Gratiot Unofficial Results

City of Alma Precinct 2

DEM - US PRESIDENT

| | | |
|----------------|-----|---------|
| Bernie Sanders | 177 | 59.00% |
| Uncommitted | 3 | 1.00% |
| Total... | 300 | 100.00% |

City of Alma Precinct 3

Registration & Turnout

| | | |
|---------------------------------|-----|---------|
| | 100 | |
| Election Day Turnout | 0 | 0.00% |
| Election Day Manual Turnout | 0 | 0.00% |
| Modern Results SPR Host Turnout | 520 | 520.00% |
| County Clerk Turnout | 0 | 0.00% |
| Total... | 520 | 520.00% |

Non Partisan Registration & Turnout

| | | |
|---------------------------------|---|-------|
| | 0 | |
| Election Day Turnout | 0 | 0.00% |
| Election Day Manual Turnout | 0 | 0.00% |
| Modern Results SPR Host Turnout | 0 | 0.00% |
| County Clerk Turnout | 0 | 0.00% |
| Total... | 0 | 0.00% |

Republican Registration & Turnout

| | | |
|---------------------------------|-----|-------|
| | 0 | |
| Election Day Turnout | 0 | 0.00% |
| Election Day Manual Turnout | 0 | 0.00% |
| Modern Results SPR Host Turnout | 216 | 0.00% |
| County Clerk Turnout | 0 | 0.00% |
| Total... | 216 | 0.00% |

Democratic Registration & Turnout

| | | |
|---------------------------------|-----|-------|
| | 0 | |
| Election Day Turnout | 0 | 0.00% |
| Election Day Manual Turnout | 0 | 0.00% |
| Modern Results SPR Host Turnout | 304 | 0.00% |
| County Clerk Turnout | 0 | 0.00% |
| Total... | 304 | 0.00% |

REP - US PRESIDENT

| | | |
|-----------------|-----|---------|
| Jeb Bush | 1 | 0.47% |
| Ben Carson | 5 | 2.33% |
| Chris Christie | 1 | 0.47% |
| Ted Cruz | 82 | 38.14% |
| Carly Fiorina | 0 | 0.00% |
| Lindsey Graham | 0 | 0.00% |
| Mike Huckabee | 2 | 0.93% |
| John R. Kasich | 21 | 9.77% |
| George Pataki | 0 | 0.00% |
| Rand Paul | 2 | 0.93% |
| Marco Rubio | 15 | 6.98% |
| Rick Santorum | 1 | 0.47% |
| Donald J. Trump | 83 | 38.60% |
| Uncommitted | 2 | 0.93% |
| Total... | 215 | 100.00% |

DEM - US PRESIDENT

| | | |
|--------------------------|-----|---------|
| Hillary Clinton | 116 | 38.41% |
| Roque Rocky De La Fuente | 0 | 0.00% |
| Martin J. O'Malley | 1 | 0.33% |
| Bernie Sanders | 184 | 60.93% |
| Uncommitted | 1 | 0.33% |
| Total... | 302 | 100.00% |

City of Ithaca Precinct 1

Registration & Turnout

| | | |
|---------------------------------|-----|---------|
| | 100 | |
| Election Day Turnout | 0 | 0.00% |
| Election Day Manual Turnout | 0 | 0.00% |
| Modern Results SPR Host Turnout | 636 | 636.00% |
| County Clerk Turnout | 0 | 0.00% |
| Total... | 636 | 636.00% |

Non Partisan Registration & Turnout

| | | |
|---------------------------------|---|-------|
| | 0 | |
| Election Day Turnout | 0 | 0.00% |
| Election Day Manual Turnout | 0 | 0.00% |
| Modern Results SPR Host Turnout | 0 | 0.00% |
| County Clerk Turnout | 0 | 0.00% |
| Total... | 0 | 0.00% |

Republican Registration & Turnout

| | | |
|---------------------------------|-----|-------|
| | 0 | |
| Election Day Turnout | 0 | 0.00% |
| Election Day Manual Turnout | 0 | 0.00% |
| Modern Results SPR Host Turnout | 369 | 0.00% |
| County Clerk Turnout | 0 | 0.00% |
| Total... | 369 | 0.00% |

Democratic Registration & Turnout

| | | |
|---------------------------------|-----|-------|
| | 0 | |
| Election Day Turnout | 0 | 0.00% |
| Election Day Manual Turnout | 0 | 0.00% |
| Modern Results SPR Host Turnout | 267 | 0.00% |
| County Clerk Turnout | 0 | 0.00% |
| Total... | 267 | 0.00% |

REP - US PRESIDENT

| | | |
|-----------------|-----|--------|
| Jeb Bush | 6 | 1.63% |
| Ben Carson | 8 | 2.17% |
| Chris Christie | 0 | 0.00% |
| Ted Cruz | 120 | 32.61% |
| Carly Fiorina | 1 | 0.27% |
| Lindsey Graham | 0 | 0.00% |
| Mike Huckabee | 1 | 0.27% |
| John R. Kasich | 59 | 16.03% |
| George Pataki | 0 | 0.00% |
| Rand Paul | 0 | 0.00% |
| Marco Rubio | 42 | 11.41% |
| Rick Santorum | 0 | 0.00% |
| Donald J. Trump | 125 | 33.97% |

Gratiot_Mar2016_E
March 8, 2016
Precinct Report
Gratiot
Gratiot Unofficial Results

City of Ithaca Precinct 1

| REP - US PRESIDENT | | | |
|--------------------------|-----|---------|--|
| Uncommitted | 6 | 1.63% | |
| Total... | 368 | 100.00% | |
| DEM - US PRESIDENT | | | |
| Hillary Clinton | 104 | 38.95% | |
| Roque Rocky De La Fuente | 0 | 0.00% | |
| Martin J. O'Malley | 1 | 0.37% | |
| Bernie Sanders | 158 | 59.18% | |
| Uncommitted | 4 | 1.50% | |
| Total... | 267 | 100.00% | |

City of St. Louis Precinct 1

| Registration & Turnout | | | | 100 |
|-------------------------------------|-----|---------|--|-----|
| Election Day Turnout | 0 | 0.00% | | |
| Election Day Manual Turnout | 0 | 0.00% | | |
| Modern Results SPR Host Turnout | 709 | 709.00% | | |
| County Clerk Turnout | 0 | 0.00% | | |
| Total... | 709 | 709.00% | | |
| Non Partisan Registration & Turnout | | | | 0 |
| Election Day Turnout | 0 | 0.00% | | |
| Election Day Manual Turnout | 0 | 0.00% | | |
| Modern Results SPR Host Turnout | 0 | 0.00% | | |
| County Clerk Turnout | 0 | 0.00% | | |
| Total... | 0 | 0.00% | | |
| Republican Registration & Turnout | | | | 0 |
| Election Day Turnout | 0 | 0.00% | | |
| Election Day Manual Turnout | 0 | 0.00% | | |
| Modern Results SPR Host Turnout | 398 | 0.00% | | |
| County Clerk Turnout | 0 | 0.00% | | |
| Total... | 398 | 0.00% | | |
| Democratic Registration & Turnout | | | | 0 |
| Election Day Turnout | 0 | 0.00% | | |
| Election Day Manual Turnout | 0 | 0.00% | | |
| Modern Results SPR Host Turnout | 311 | 0.00% | | |
| County Clerk Turnout | 0 | 0.00% | | |
| Total... | 311 | 0.00% | | |
| REP - US PRESIDENT | | | | |
| Jeb Bush | 1 | 0.25% | | |
| Ben Carson | 5 | 1.26% | | |
| Chris Christie | 2 | 0.50% | | |
| Ted Cruz | 120 | 30.15% | | |
| Carly Fiorina | 1 | 0.25% | | |
| Lindsey Graham | 0 | 0.00% | | |
| Mike Huckabee | 2 | 0.50% | | |
| John R. Kasich | 68 | 17.09% | | |
| George Palaki | 0 | 0.00% | | |
| Rand Paul | 2 | 0.50% | | |
| Marco Rubio | 29 | 7.29% | | |
| Rick Santorum | 1 | 0.25% | | |
| Donald J. Trump | 159 | 39.95% | | |
| Uncommitted | 8 | 2.01% | | |
| Total... | 398 | 100.00% | | |
| DEM - US PRESIDENT | | | | |
| Hillary Clinton | 111 | 35.69% | | |
| Roque Rocky De La Fuente | 0 | 0.00% | | |
| Martin J. O'Malley | 0 | 0.00% | | |
| Bernie Sanders | 197 | 63.34% | | |
| Uncommitted | 3 | 0.96% | | |
| Total... | 311 | 100.00% | | |

Arcada Township Precinct 1

| Registration & Turnout | | | | 100 |
|-------------------------------------|-----|---------|--|-----|
| Election Day Turnout | 0 | 0.00% | | |
| Election Day Manual Turnout | 0 | 0.00% | | |
| Modern Results SPR Host Turnout | 416 | 416.00% | | |
| County Clerk Turnout | 0 | 0.00% | | |
| Total... | 416 | 416.00% | | |
| Non Partisan Registration & Turnout | | | | 0 |
| Election Day Turnout | 0 | 0.00% | | |
| Election Day Manual Turnout | 0 | 0.00% | | |
| Modern Results SPR Host Turnout | 0 | 0.00% | | |
| County Clerk Turnout | 0 | 0.00% | | |
| Total... | 0 | 0.00% | | |
| Republican Registration & Turnout | | | | 0 |
| Election Day Turnout | 0 | 0.00% | | |
| Election Day Manual Turnout | 0 | 0.00% | | |
| Modern Results SPR Host Turnout | 274 | 0.00% | | |
| County Clerk Turnout | 0 | 0.00% | | |
| Total... | 274 | 0.00% | | |
| Democratic Registration & Turnout | | | | 0 |
| Election Day Turnout | 0 | 0.00% | | |
| Election Day Manual Turnout | 0 | 0.00% | | |
| Modern Results SPR Host Turnout | 142 | 0.00% | | |
| County Clerk Turnout | 0 | 0.00% | | |
| Total... | 142 | 0.00% | | |
| REP - US PRESIDENT | | | | |
| Jeb Bush | 3 | 1.09% | | |
| Ben Carson | 5 | 1.82% | | |
| Chris Christie | 0 | 0.00% | | |
| Ted Cruz | 99 | 36.13% | | |
| Carly Fiorina | 0 | 0.00% | | |
| Lindsey Graham | 1 | 0.36% | | |
| Mike Huckabee | 2 | 0.73% | | |
| John R. Kasich | 62 | 22.63% | | |

Gratiot_Mar2016_E
March 8, 2016
Precinct Report
Gratiot
Gratiot Unofficial Results

Arcada Township Precinct 1

| | | |
|---------------------------|-----|--------|
| REP - US PRESIDENT | | |
| George Pataki | 0 | 0.00% |
| Rand Paul | 0 | 0.00% |
| Marco Rubio | 20 | 7.30% |
| Rick Santorum | 0 | 0.00% |
| Donald J. Trump | 82 | 29.93% |
| Uncommitted | 0 | 0.00% |
| Total... | 274 | 0.00% |
| DEM - US PRESIDENT | | |
| Hillary Clinton | 59 | 41.55% |
| Roque Rocky De La Fuente | 0 | 0.00% |
| Martin J. O'Malley | 0 | 0.00% |
| Bernie Sanders | 83 | 58.45% |
| Uncommitted | 0 | 0.00% |
| Total... | 142 | 0.00% |

Bethany Township Precinct 1

| | | | |
|--|-----|---------|-----|
| Registration & Turnout | | | 100 |
| Election Day Turnout | 0 | 0.00% | |
| Election Day Manual Turnout | 0 | 0.00% | |
| Modern Results SPR Host Turnout | 272 | 272.00% | |
| County Clerk Turnout | 0 | 0.00% | |
| Total... | 272 | 272.00% | |
| Non Partisan Registration & Turnout | | | 0 |
| Election Day Turnout | 0 | 0.00% | |
| Election Day Manual Turnout | 0 | 0.00% | |
| Modern Results SPR Host Turnout | 0 | 0.00% | |
| County Clerk Turnout | 0 | 0.00% | |
| Total... | 0 | 0.00% | |
| Republican Registration & Turnout | | | 0 |
| Election Day Turnout | 0 | 0.00% | |
| Election Day Manual Turnout | 0 | 0.00% | |
| Modern Results SPR Host Turnout | 194 | 0.00% | |
| County Clerk Turnout | 0 | 0.00% | |
| Total... | 194 | 0.00% | |
| Democratic Registration & Turnout | | | 0 |
| Election Day Turnout | 0 | 0.00% | |
| Election Day Manual Turnout | 0 | 0.00% | |
| Modern Results SPR Host Turnout | 78 | 0.00% | |
| County Clerk Turnout | 0 | 0.00% | |
| Total... | 78 | 0.00% | |
| REP - US PRESIDENT | | | |
| Jeb Bush | 0 | 0.00% | |
| Ben Carson | 0 | 0.00% | |
| Chris Christie | 1 | 0.52% | |
| Ted Cruz | 47 | 24.23% | |
| Cathy Fionna | 0 | 0.00% | |
| Lindsey Graham | 0 | 0.00% | |
| Mike Huckabee | 0 | 0.00% | |
| John R. Kasich | 26 | 13.40% | |
| George Pataki | 0 | 0.00% | |
| Rand Paul | 0 | 0.00% | |
| Marco Rubio | 12 | 6.19% | |
| Rick Santorum | 0 | 0.00% | |
| Donald J. Trump | 107 | 55.15% | |
| Uncommitted | 1 | 0.52% | |
| Total... | 194 | 100.00% | |
| DEM - US PRESIDENT | | | |
| Hillary Clinton | 27 | 34.62% | |
| Roque Rocky De La Fuente | 0 | 0.00% | |
| Martin J. O'Malley | 0 | 0.00% | |
| Bernie Sanders | 51 | 65.38% | |
| Uncommitted | 0 | 0.00% | |
| Total... | 78 | 0.00% | |

Elba Township Precinct 1

| | | | |
|--|-----|---------|-----|
| Registration & Turnout | | | 100 |
| Election Day Turnout | 0 | 0.00% | |
| Election Day Manual Turnout | 0 | 0.00% | |
| Modern Results SPR Host Turnout | 281 | 281.00% | |
| County Clerk Turnout | 0 | 0.00% | |
| Total... | 281 | 281.00% | |
| Non Partisan Registration & Turnout | | | 0 |
| Election Day Turnout | 0 | 0.00% | |
| Election Day Manual Turnout | 0 | 0.00% | |
| Modern Results SPR Host Turnout | 0 | 0.00% | |
| County Clerk Turnout | 0 | 0.00% | |
| Total... | 0 | 0.00% | |
| Republican Registration & Turnout | | | 0 |
| Election Day Turnout | 0 | 0.00% | |
| Election Day Manual Turnout | 0 | 0.00% | |
| Modern Results SPR Host Turnout | 174 | 0.00% | |
| County Clerk Turnout | 0 | 0.00% | |
| Total... | 174 | 0.00% | |
| Democratic Registration & Turnout | | | 0 |
| Election Day Turnout | 0 | 0.00% | |
| Election Day Manual Turnout | 0 | 0.00% | |
| Modern Results SPR Host Turnout | 107 | 0.00% | |
| County Clerk Turnout | 0 | 0.00% | |
| Total... | 107 | 0.00% | |
| REP - US PRESIDENT | | | |
| Jeb Bush | 1 | 0.57% | |
| Ben Carson | 2 | 1.15% | |
| Chris Christie | 0 | 0.00% | |

Gratiot_Mar2016_E
March 8, 2016
Precinct Report
Gratiot
Gratiot Unofficial Results

Elba Township Precinct 1

| | | | |
|---------------------------|-----|---------|--|
| REP - US PRESIDENT | | | |
| Ted Cruz | 46 | 25.44% | |
| Carly Fiorina | 0 | 0.00% | |
| Lindsey Graham | 0 | 0.00% | |
| Mike Huckabee | 1 | 0.57% | |
| John R. Kasich | 22 | 12.64% | |
| George Pataki | 0 | 0.00% | |
| Rand Paul | 1 | 0.57% | |
| Marco Rubio | 14 | 8.05% | |
| Rick Santorum | 0 | 0.00% | |
| Donald J. Trump | 86 | 49.43% | |
| Uncommitted | 1 | 0.57% | |
| Total... | 174 | 100.00% | |
| DEM - US PRESIDENT | | | |
| Hillary Clinton | 50 | 47.17% | |
| Roque Rocky De La Fuente | 0 | 0.00% | |
| Martin J. O'Malley | 0 | 0.00% | |
| Bernie Sanders | 56 | 52.83% | |
| Uncommitted | 0 | 0.00% | |
| Total... | 106 | 0.00% | |

Emerson Township Precinct 1

| | | | |
|--|-----|---------|-----|
| Registration & Turnout | | | |
| | | | 100 |
| Election Day Turnout | 0 | 0.00% | |
| Election Day Manual Turnout | 0 | 0.00% | |
| Modern Results SPR Host Turnout | 179 | 179.00% | |
| County Clerk Turnout | 0 | 0.00% | |
| Total... | 179 | 179.00% | |
| Non Partisan Registration & Turnout | | | |
| | | | 0 |
| Election Day Turnout | 0 | 0.00% | |
| Election Day Manual Turnout | 0 | 0.00% | |
| Modern Results SPR Host Turnout | 0 | 0.00% | |
| County Clerk Turnout | 0 | 0.00% | |
| Total... | 0 | 0.00% | |
| Republican Registration & Turnout | | | |
| | | | 0 |
| Election Day Turnout | 0 | 0.00% | |
| Election Day Manual Turnout | 0 | 0.00% | |
| Modern Results SPR Host Turnout | 135 | 0.00% | |
| County Clerk Turnout | 0 | 0.00% | |
| Total... | 135 | 0.00% | |
| Democratic Registration & Turnout | | | |
| | | | 0 |
| Election Day Turnout | 0 | 0.00% | |
| Election Day Manual Turnout | 0 | 0.00% | |
| Modern Results SPR Host Turnout | 44 | 0.00% | |
| County Clerk Turnout | 0 | 0.00% | |
| Total... | 44 | 0.00% | |

| | | | |
|---------------------------|-----|---------|--|
| REP - US PRESIDENT | | | |
| Jeb Bush | 0 | 0.00% | |
| Ben Carson | 2 | 1.48% | |
| Chris Christie | 0 | 0.00% | |
| Ted Cruz | 50 | 37.04% | |
| Carly Fiorina | 0 | 0.00% | |
| Lindsey Graham | 0 | 0.00% | |
| Mike Huckabee | 0 | 0.00% | |
| John R. Kasich | 22 | 16.30% | |
| George Pataki | 0 | 0.00% | |
| Rand Paul | 1 | 0.74% | |
| Marco Rubio | 10 | 7.41% | |
| Rick Santorum | 0 | 0.00% | |
| Donald J. Trump | 49 | 36.30% | |
| Uncommitted | 1 | 0.74% | |
| Total... | 135 | 100.00% | |
| DEM - US PRESIDENT | | | |
| Hillary Clinton | 23 | 52.27% | |
| Roque Rocky De La Fuente | 0 | 0.00% | |
| Martin J. O'Malley | 0 | 0.00% | |
| Bernie Sanders | 20 | 45.45% | |
| Uncommitted | 1 | 2.27% | |
| Total... | 44 | 100.00% | |

Fulton Township Precinct 1

| | | | |
|--|-----|---------|-----|
| Registration & Turnout | | | |
| | | | 100 |
| Election Day Turnout | 0 | 0.00% | |
| Election Day Manual Turnout | 0 | 0.00% | |
| Modern Results SPR Host Turnout | 538 | 538.00% | |
| County Clerk Turnout | 0 | 0.00% | |
| Total... | 538 | 538.00% | |
| Non Partisan Registration & Turnout | | | |
| | | | 0 |
| Election Day Turnout | 0 | 0.00% | |
| Election Day Manual Turnout | 0 | 0.00% | |
| Modern Results SPR Host Turnout | 0 | 0.00% | |
| County Clerk Turnout | 0 | 0.00% | |
| Total... | 0 | 0.00% | |
| Republican Registration & Turnout | | | |
| | | | 0 |
| Election Day Turnout | 0 | 0.00% | |
| Election Day Manual Turnout | 0 | 0.00% | |
| Modern Results SPR Host Turnout | 367 | 0.00% | |
| County Clerk Turnout | 0 | 0.00% | |
| Total... | 367 | 0.00% | |
| Democratic Registration & Turnout | | | |
| | | | 0 |
| Election Day Turnout | 0 | 0.00% | |
| Election Day Manual Turnout | 0 | 0.00% | |
| Modern Results SPR Host Turnout | 171 | 0.00% | |

Gratiot_Mar2016_E
March 8, 2016
Precinct Report
Gratiot
Gratiot Unofficial Results

Fulton Township Precinct 1

| | | | | |
|--|----------|-----|---------|--|
| Democratic Registration & Turnout | | | 0 | |
| County Clerk Turnout | | 0 | 0.00% | |
| | Total... | 171 | 0.00% | |
| REP - US PRESIDENT | | | | |
| Jeb Bush | | 2 | 0.54% | |
| Ben Carson | | 2 | 0.54% | |
| Chris Christie | | 1 | 0.27% | |
| Ted Cruz | | 106 | 28.88% | |
| Carly Fiorina | | 0 | 0.00% | |
| Lindsey Graham | | 0 | 0.00% | |
| Mike Huckabee | | 1 | 0.27% | |
| John R. Kasich | | 67 | 18.26% | |
| George Pataki | | 0 | 0.00% | |
| Rand Paul | | 1 | 0.27% | |
| Marco Rubio | | 25 | 6.81% | |
| Rick Santorum | | 0 | 0.00% | |
| Donald J. Trump | | 160 | 43.60% | |
| Uncommitted | | 2 | 0.54% | |
| | Total... | 367 | 100.00% | |
| DEM - US PRESIDENT | | | | |
| Hillary Clinton | | 83 | 48.54% | |
| Roque Rocky De La Fuente | | 0 | 0.00% | |
| Martin J. O'Malley | | 1 | 0.58% | |
| Bernie Sanders | | 82 | 47.95% | |
| Uncommitted | | 5 | 2.92% | |
| | Total... | 171 | 100.00% | |

Hamilton Township Precinct 1

| | | | | |
|--|----------|----|---------|--|
| Registration & Turnout | | | 100 | |
| Election Day Turnout | | 0 | 0.00% | |
| Election Day Manual Turnout | | 0 | 0.00% | |
| Modern Results SPR Host Turnout | | 81 | 81.00% | |
| County Clerk Turnout | | 0 | 0.00% | |
| | Total... | 81 | 81.00% | |
| Non Partisan Registration & Turnout | | | | |
| Election Day Turnout | | 0 | 0.00% | |
| Election Day Manual Turnout | | 0 | 0.00% | |
| Modern Results SPR Host Turnout | | 0 | 0.00% | |
| County Clerk Turnout | | 0 | 0.00% | |
| | Total... | 0 | 0.00% | |
| Republican Registration & Turnout | | | | |
| Election Day Turnout | | 0 | 0.00% | |
| Election Day Manual Turnout | | 0 | 0.00% | |
| Modern Results SPR Host Turnout | | 56 | 0.00% | |
| County Clerk Turnout | | 0 | 0.00% | |
| | Total... | 56 | 0.00% | |
| Democratic Registration & Turnout | | | | |
| Election Day Turnout | | 0 | 0.00% | |
| Election Day Manual Turnout | | 0 | 0.00% | |
| Modern Results SPR Host Turnout | | 25 | 0.00% | |
| County Clerk Turnout | | 0 | 0.00% | |
| | Total... | 25 | 0.00% | |
| REP - US PRESIDENT | | | | |
| Jeb Bush | | 2 | 3.57% | |
| Ben Carson | | 0 | 0.00% | |
| Chris Christie | | 0 | 0.00% | |
| Ted Cruz | | 12 | 21.43% | |
| Carly Fiorina | | 0 | 0.00% | |
| Lindsey Graham | | 0 | 0.00% | |
| Mike Huckabee | | 0 | 0.00% | |
| John R. Kasich | | 5 | 8.93% | |
| George Pataki | | 0 | 0.00% | |
| Rand Paul | | 0 | 0.00% | |
| Marco Rubio | | 6 | 10.71% | |
| Rick Santorum | | 0 | 0.00% | |
| Donald J. Trump | | 30 | 53.57% | |
| Uncommitted | | 1 | 1.79% | |
| | Total... | 56 | 100.00% | |
| DEM - US PRESIDENT | | | | |
| Hillary Clinton | | 8 | 32.00% | |
| Roque Rocky De La Fuente | | 0 | 0.00% | |
| Martin J. O'Malley | | 0 | 0.00% | |
| Bernie Sanders | | 16 | 64.00% | |
| Uncommitted | | 1 | 4.00% | |
| | Total... | 25 | 100.00% | |

Lafayette Township Precinct 1

| | | | | |
|--|----------|-----|---------|--|
| Registration & Turnout | | | 100 | |
| Election Day Turnout | | 0 | 0.00% | |
| Election Day Manual Turnout | | 0 | 0.00% | |
| Modern Results SPR Host Turnout | | 134 | 134.00% | |
| County Clerk Turnout | | 0 | 0.00% | |
| | Total... | 134 | 134.00% | |
| Non Partisan Registration & Turnout | | | | |
| Election Day Turnout | | 0 | 0.00% | |
| Election Day Manual Turnout | | 0 | 0.00% | |
| Modern Results SPR Host Turnout | | 0 | 0.00% | |
| County Clerk Turnout | | 0 | 0.00% | |
| | Total... | 0 | 0.00% | |
| Republican Registration & Turnout | | | | |
| Election Day Turnout | | 0 | 0.00% | |
| Election Day Manual Turnout | | 0 | 0.00% | |
| Modern Results SPR Host Turnout | | 98 | 0.00% | |

Gratiot_Mar2016_E
March 8, 2016
Precinct Report
Gratiot
Gratiot Unofficial Results

Lafayette Township Precinct 1

| | | | |
|--|----|--------|-------|
| Republican Registration & Turnout | | 0 | |
| County Clerk Turnout | | 0 | 0.00% |
| Total... | 98 | 0.00% | |
| Democratic Registration & Turnout | | 0 | |
| Election Day Turnout | 0 | 0.00% | |
| Election Day Manual Turnout | 0 | 0.00% | |
| Modern Results SPR Host Turnout | 36 | 0.00% | |
| County Clerk Turnout | 0 | 0.00% | |
| Total... | 36 | 0.00% | |
| REP - US PRESIDENT | | | |
| Jeb Bush | 1 | 1.02% | |
| Ben Carson | 2 | 2.04% | |
| Chris Christie | 0 | 0.00% | |
| Ted Cruz | 31 | 31.63% | |
| Carly Fiorina | 0 | 0.00% | |
| Lindsey Graham | 0 | 0.00% | |
| Mike Huckabee | 0 | 0.00% | |
| John R. Kasich | 12 | 12.24% | |
| George Pataki | 0 | 0.00% | |
| Rand Paul | 1 | 1.02% | |
| Marco Rubio | 8 | 8.16% | |
| Rick Santorum | 2 | 2.04% | |
| Donald J. Trump | 41 | 41.84% | |
| Uncommitted | 0 | 0.00% | |
| Total... | 98 | 0.00% | |
| DEM - US PRESIDENT | | | |
| Hillary Clinton | 17 | 47.22% | |
| Roque Rocky De La Fuente | 0 | 0.00% | |
| Martin J. O'Malley | 0 | 0.00% | |
| Bernie Sanders | 19 | 52.78% | |
| Uncommitted | 0 | 0.00% | |
| Total... | 36 | 0.00% | |

New Haven Township Precinct 1

| | | | |
|--|-----|---------|--|
| Registration & Turnout | | 100 | |
| Election Day Turnout | 0 | 0.00% | |
| Election Day Manual Turnout | 0 | 0.00% | |
| Modern Results SPR Host Turnout | 211 | 211.00% | |
| County Clerk Turnout | 0 | 0.00% | |
| Total... | 211 | 211.00% | |
| Non Partisan Registration & Turnout | | 0 | |
| Election Day Turnout | 0 | 0.00% | |
| Election Day Manual Turnout | 0 | 0.00% | |
| Modern Results SPR Host Turnout | 0 | 0.00% | |
| County Clerk Turnout | 0 | 0.00% | |
| Total... | 0 | 0.00% | |
| Republican Registration & Turnout | | 0 | |
| Election Day Turnout | 0 | 0.00% | |
| Election Day Manual Turnout | 0 | 0.00% | |
| Modern Results SPR Host Turnout | 140 | 0.00% | |
| County Clerk Turnout | 0 | 0.00% | |
| Total... | 140 | 0.00% | |
| Democratic Registration & Turnout | | 0 | |
| Election Day Turnout | 0 | 0.00% | |
| Election Day Manual Turnout | 0 | 0.00% | |
| Modern Results SPR Host Turnout | 71 | 0.00% | |
| County Clerk Turnout | 0 | 0.00% | |
| Total... | 71 | 0.00% | |
| REP - US PRESIDENT | | | |
| Jeb Bush | 1 | 0.71% | |
| Ben Carson | 7 | 5.00% | |
| Chris Christie | 0 | 0.00% | |
| Ted Cruz | 36 | 25.71% | |
| Carly Fiorina | 1 | 0.71% | |
| Lindsey Graham | 0 | 0.00% | |
| Mike Huckabee | 1 | 0.71% | |
| John R. Kasich | 25 | 17.86% | |
| George Pataki | 0 | 0.00% | |
| Rand Paul | 0 | 0.00% | |
| Marco Rubio | 14 | 10.00% | |
| Rick Santorum | 1 | 0.71% | |
| Donald J. Trump | 53 | 37.86% | |
| Uncommitted | 1 | 0.71% | |
| Total... | 140 | 100.00% | |
| DEM - US PRESIDENT | | | |
| Hillary Clinton | 26 | 36.62% | |
| Roque Rocky De La Fuente | 0 | 0.00% | |
| Martin J. O'Malley | 0 | 0.00% | |
| Bernie Sanders | 44 | 61.97% | |
| Uncommitted | 1 | 1.41% | |
| Total... | 71 | 100.00% | |

Newark Township Precinct 1

| | | | |
|--|-----|---------|--|
| Registration & Turnout | | 100 | |
| Election Day Turnout | 0 | 0.00% | |
| Election Day Manual Turnout | 0 | 0.00% | |
| Modern Results SPR Host Turnout | 189 | 189.00% | |
| County Clerk Turnout | 0 | 0.00% | |
| Total... | 189 | 189.00% | |
| Non Partisan Registration & Turnout | | 0 | |
| Election Day Turnout | 0 | 0.00% | |
| Election Day Manual Turnout | 0 | 0.00% | |
| Modern Results SPR Host Turnout | 0 | 0.00% | |

Gratiot_Mar2016_E
March 8, 2016
Precinct Report
Gratiot
Gratiot Unofficial Results

Newark Township Precinct 1

| | | | |
|--|-----|---------|-------|
| Non Partisan Registration & Turnout | | | 0 |
| County Clerk Turnout | | 0 | 0.00% |
| Total... | 0 | 0.00% | |
| Republican Registration & Turnout | | | 0 |
| Election Day Turnout | 0 | 0.00% | |
| Election Day Manual Turnout | 0 | 0.00% | |
| Modern Results SPR Host Turnout | 134 | 0.00% | |
| County Clerk Turnout | 0 | 0.00% | |
| Total... | 134 | 0.00% | |
| Democratic Registration & Turnout | | | 0 |
| Election Day Turnout | 0 | 0.00% | |
| Election Day Manual Turnout | 0 | 0.00% | |
| Modern Results SPR Host Turnout | 55 | 0.00% | |
| County Clerk Turnout | 0 | 0.00% | |
| Total... | 55 | 0.00% | |
| REP - US PRESIDENT | | | |
| Jeb Bush | 1 | 0.75% | |
| Ben Carson | 4 | 2.99% | |
| Chris Christie | 0 | 0.00% | |
| Ted Cruz | 50 | 37.31% | |
| Carly Fiorina | 0 | 0.00% | |
| Lindsey Graham | 0 | 0.00% | |
| Mike Huckabee | 0 | 0.00% | |
| John R. Kasich | 31 | 23.13% | |
| George Pataki | 0 | 0.00% | |
| Rand Paul | 2 | 1.49% | |
| Marco Rubio | 6 | 4.48% | |
| Rick Santorum | 0 | 0.00% | |
| Donald J. Trump | 39 | 29.10% | |
| Uncommitted | 1 | 0.75% | |
| Total... | 134 | 100.00% | |
| DEM - US PRESIDENT | | | |
| Hillary Clinton | 20 | 36.36% | |
| Roque Rocky De La Fuente | 0 | 0.00% | |
| Martin J. O'Malley | 0 | 0.00% | |
| Bernie Sanders | 33 | 60.00% | |
| Uncommitted | 2 | 3.64% | |
| Total... | 55 | 100.00% | |

North Shade Township Precinct 1

| | | | |
|--|-----|---------|-----|
| Registration & Turnout | | | 100 |
| Election Day Turnout | 0 | 0.00% | |
| Election Day Manual Turnout | 0 | 0.00% | |
| Modern Results SPR Host Turnout | 117 | 117.00% | |
| County Clerk Turnout | 0 | 0.00% | |
| Total... | 117 | 117.00% | |
| Non Partisan Registration & Turnout | | | 0 |
| Election Day Turnout | 0 | 0.00% | |
| Election Day Manual Turnout | 0 | 0.00% | |
| Modern Results SPR Host Turnout | 0 | 0.00% | |
| County Clerk Turnout | 0 | 0.00% | |
| Total... | 0 | 0.00% | |
| Republican Registration & Turnout | | | 0 |
| Election Day Turnout | 0 | 0.00% | |
| Election Day Manual Turnout | 0 | 0.00% | |
| Modern Results SPR Host Turnout | 87 | 0.00% | |
| County Clerk Turnout | 0 | 0.00% | |
| Total... | 87 | 0.00% | |
| Democratic Registration & Turnout | | | 0 |
| Election Day Turnout | 0 | 0.00% | |
| Election Day Manual Turnout | 0 | 0.00% | |
| Modern Results SPR Host Turnout | 30 | 0.00% | |
| County Clerk Turnout | 0 | 0.00% | |
| Total... | 30 | 0.00% | |
| REP - US PRESIDENT | | | |
| Jeb Bush | 0 | 0.00% | |
| Ben Carson | 1 | 1.15% | |
| Chris Christie | 1 | 1.15% | |
| Ted Cruz | 23 | 26.44% | |
| Carly Fiorina | 0 | 0.00% | |
| Lindsey Graham | 1 | 1.15% | |
| Mike Huckabee | 0 | 0.00% | |
| John R. Kasich | 16 | 18.39% | |
| George Pataki | 0 | 0.00% | |
| Rand Paul | 0 | 0.00% | |
| Marco Rubio | 8 | 9.20% | |
| Rick Santorum | 0 | 0.00% | |
| Donald J. Trump | 37 | 42.53% | |
| Uncommitted | 0 | 0.00% | |
| Total... | 87 | 0.00% | |
| DEM - US PRESIDENT | | | |
| Hillary Clinton | 9 | 30.00% | |
| Roque Rocky De La Fuente | 0 | 0.00% | |
| Martin J. O'Malley | 0 | 0.00% | |
| Bernie Sanders | 21 | 70.00% | |
| Uncommitted | 0 | 0.00% | |
| Total... | 30 | 0.00% | |

North Star Township Precinct 1

| | | | |
|-----------------------------------|-----|---------|-----|
| Registration & Turnout | | | 100 |
| Election Day Turnout | 0 | 0.00% | |
| Election Day Manual Turnout | 0 | 0.00% | |
| Modern Results SPR Host Turnout | 217 | 217.00% | |

Gratiot_Mar2016_E
March 8, 2016
Precinct Report
Gratiot
Gratiot Unofficial Results

North Star Township Precinct 1

| | | | |
|--|-----|---------|-------|
| Registration & Turnout | | 100 | |
| County Clerk Turnout | | 0 | 0.00% |
| Total... | 217 | 217.00% | |
| Non Partisan Registration & Turnout | | 0 | |
| Election Day Turnout | 0 | 0.00% | |
| Election Day Manual Turnout | 0 | 0.00% | |
| Modern Results SPR Host Turnout | 0 | 0.00% | |
| County Clerk Turnout | 0 | 0.00% | |
| Total... | 0 | 0.00% | |
| Republican Registration & Turnout | | 0 | |
| Election Day Turnout | 0 | 0.00% | |
| Election Day Manual Turnout | 0 | 0.00% | |
| Modern Results SPR Host Turnout | 143 | 0.00% | |
| County Clerk Turnout | 0 | 0.00% | |
| Total... | 143 | 0.00% | |
| Democratic Registration & Turnout | | 0 | |
| Election Day Turnout | 0 | 0.00% | |
| Election Day Manual Turnout | 0 | 0.00% | |
| Modern Results SPR Host Turnout | 74 | 0.00% | |
| County Clerk Turnout | 0 | 0.00% | |
| Total... | 74 | 0.00% | |
| REP - US PRESIDENT | | | |
| Jeb Bush | 6 | 4.20% | |
| Ben Carson | 3 | 2.10% | |
| Chris Christie | 0 | 0.00% | |
| Ted Cruz | 36 | 25.17% | |
| Carly Fiorina | 0 | 0.00% | |
| Lindsey Graham | 0 | 0.00% | |
| Mike Huckabee | 0 | 0.00% | |
| John R. Kasich | 30 | 20.98% | |
| George Pataki | 0 | 0.00% | |
| Rand Paul | 2 | 1.40% | |
| Marco Rubio | 8 | 5.59% | |
| Rick Santorum | 0 | 0.00% | |
| Donald J. Trump | 56 | 39.16% | |
| Uncommitted | 2 | 1.40% | |
| Total... | 143 | 100.00% | |
| DEM - US PRESIDENT | | | |
| Hillary Clinton | 32 | 43.24% | |
| Roque Rocky De La Fuente | 0 | 0.00% | |
| Martin J. O'Malley | 0 | 0.00% | |
| Bernie Sanders | 39 | 52.70% | |
| Uncommitted | 3 | 4.05% | |
| Total... | 74 | 100.00% | |

Pine River Township Precinct 1

| | | | |
|--|-----|---------|--|
| Registration & Turnout | | 100 | |
| Election Day Turnout | 0 | 0.00% | |
| Election Day Manual Turnout | 0 | 0.00% | |
| Modern Results SPR Host Turnout | 616 | 616.00% | |
| County Clerk Turnout | 0 | 0.00% | |
| Total... | 616 | 616.00% | |
| Non Partisan Registration & Turnout | | 0 | |
| Election Day Turnout | 0 | 0.00% | |
| Election Day Manual Turnout | 0 | 0.00% | |
| Modern Results SPR Host Turnout | 0 | 0.00% | |
| County Clerk Turnout | 0 | 0.00% | |
| Total... | 0 | 0.00% | |
| Republican Registration & Turnout | | 0 | |
| Election Day Turnout | 0 | 0.00% | |
| Election Day Manual Turnout | 0 | 0.00% | |
| Modern Results SPR Host Turnout | 411 | 0.00% | |
| County Clerk Turnout | 0 | 0.00% | |
| Total... | 411 | 0.00% | |
| Democratic Registration & Turnout | | 0 | |
| Election Day Turnout | 0 | 0.00% | |
| Election Day Manual Turnout | 0 | 0.00% | |
| Modern Results SPR Host Turnout | 205 | 0.00% | |
| County Clerk Turnout | 0 | 0.00% | |
| Total... | 205 | 0.00% | |
| REP - US PRESIDENT | | | |
| Jeb Bush | 3 | 0.73% | |
| Ben Carson | 9 | 2.20% | |
| Chris Christie | 1 | 0.24% | |
| Ted Cruz | 157 | 38.29% | |
| Carly Fiorina | 0 | 0.00% | |
| Lindsey Graham | 0 | 0.00% | |
| Mike Huckabee | 0 | 0.00% | |
| John R. Kasich | 66 | 16.10% | |
| George Pataki | 0 | 0.00% | |
| Rand Paul | 1 | 0.24% | |
| Marco Rubio | 29 | 7.07% | |
| Rick Santorum | 0 | 0.00% | |
| Donald J. Trump | 140 | 34.15% | |
| Uncommitted | 4 | 0.98% | |
| Total... | 410 | 100.00% | |
| DEM - US PRESIDENT | | | |
| Hillary Clinton | 95 | 46.34% | |
| Roque Rocky De La Fuente | 0 | 0.00% | |
| Martin J. O'Malley | 0 | 0.00% | |
| Bernie Sanders | 104 | 50.73% | |
| Uncommitted | 6 | 2.93% | |
| Total... | 205 | 100.00% | |

Gratiot_Mar2016_E
March 8, 2016
Precinct Report
Gratiot
Gratiot Unofficial Results

Saville Township Precinct 1

| | | |
|--|-----|---------|
| Registration & Turnout | | 100 |
| Election Day Turnout | 0 | 0.00% |
| Election Day Manual Turnout | 0 | 0.00% |
| Modem Results SPR Host Turnout | 449 | 449.00% |
| County Clerk Turnout | 0 | 0.00% |
| Total... | 449 | 449.00% |
| Non Partisan Registration & Turnout | | 0 |
| Election Day Turnout | 0 | 0.00% |
| Election Day Manual Turnout | 0 | 0.00% |
| Modem Results SPR Host Turnout | 0 | 0.00% |
| County Clerk Turnout | 0 | 0.00% |
| Total... | 0 | 0.00% |
| Republican Registration & Turnout | | 0 |
| Election Day Turnout | 0 | 0.00% |
| Election Day Manual Turnout | 0 | 0.00% |
| Modem Results SPR Host Turnout | 279 | 0.00% |
| County Clerk Turnout | 0 | 0.00% |
| Total... | 279 | 0.00% |
| Democratic Registration & Turnout | | 0 |
| Election Day Turnout | 0 | 0.00% |
| Election Day Manual Turnout | 0 | 0.00% |
| Modem Results SPR Host Turnout | 170 | 0.00% |
| County Clerk Turnout | 0 | 0.00% |
| Total... | 170 | 0.00% |
| REP - US PRESIDENT | | |
| Jeb Bush | 2 | 0.72% |
| Ben Carson | 1 | 0.36% |
| Chris Christie | 1 | 0.36% |
| Ted Cruz | 110 | 39.43% |
| Carly Fiorina | 0 | 0.00% |
| Lindsey Graham | 0 | 0.00% |
| Mike Huckabee | 1 | 0.36% |
| John R. Kasich | 37 | 13.25% |
| George Pataki | 0 | 0.00% |
| Rand Paul | 0 | 0.00% |
| Marco Rubio | 15 | 5.73% |
| Rick Santorum | 0 | 0.00% |
| Donald J. Trump | 111 | 39.78% |
| Uncommitted | 0 | 0.00% |
| Total... | 279 | 0.00% |
| DEM - US PRESIDENT | | |
| Hillary Clinton | 52 | 30.59% |
| Roque Rocky De La Fuente | 0 | 0.00% |
| Martin J. O'Malley | 5 | 2.94% |
| Bernie Sanders | 111 | 65.29% |
| Uncommitted | 2 | 1.18% |
| Total... | 170 | 100.00% |

Sumner Township Precinct 1

| | | |
|--|-----|---------|
| Registration & Turnout | | 100 |
| Election Day Turnout | 0 | 0.00% |
| Election Day Manual Turnout | 0 | 0.00% |
| Modem Results SPR Host Turnout | 380 | 380.00% |
| County Clerk Turnout | 0 | 0.00% |
| Total... | 380 | 380.00% |
| Non Partisan Registration & Turnout | | 0 |
| Election Day Turnout | 0 | 0.00% |
| Election Day Manual Turnout | 0 | 0.00% |
| Modem Results SPR Host Turnout | 0 | 0.00% |
| County Clerk Turnout | 0 | 0.00% |
| Total... | 0 | 0.00% |
| Republican Registration & Turnout | | 0 |
| Election Day Turnout | 0 | 0.00% |
| Election Day Manual Turnout | 0 | 0.00% |
| Modem Results SPR Host Turnout | 229 | 0.00% |
| County Clerk Turnout | 0 | 0.00% |
| Total... | 229 | 0.00% |
| Democratic Registration & Turnout | | 0 |
| Election Day Turnout | 0 | 0.00% |
| Election Day Manual Turnout | 0 | 0.00% |
| Modem Results SPR Host Turnout | 151 | 0.00% |
| County Clerk Turnout | 0 | 0.00% |
| Total... | 151 | 0.00% |
| REP - US PRESIDENT | | |
| Jeb Bush | 1 | 0.44% |
| Ben Carson | 4 | 1.75% |
| Chris Christie | 1 | 0.44% |
| Ted Cruz | 71 | 31.00% |
| Carly Fiorina | 0 | 0.00% |
| Lindsey Graham | 0 | 0.00% |
| Mike Huckabee | 0 | 0.00% |
| John R. Kasich | 37 | 16.16% |
| George Pataki | 1 | 0.44% |
| Rand Paul | 1 | 0.44% |
| Marco Rubio | 12 | 5.24% |
| Rick Santorum | 1 | 0.44% |
| Donald J. Trump | 99 | 43.23% |
| Uncommitted | 1 | 0.44% |
| Total... | 229 | 100.00% |
| DEM - US PRESIDENT | | |
| Hillary Clinton | 48 | 31.79% |
| Roque Rocky De La Fuente | 0 | 0.00% |
| Martin J. O'Malley | 0 | 0.00% |

Gratiot_Mar2016_E
March 8, 2016
Precinct Report
Gratiot
Gratiot Unofficial Results

Sumner Township Precinct 1

DEM - US PRESIDENT

| | | |
|----------------|-----|---------|
| Bernie Sanders | 99 | 65.56% |
| Uncommitted | 4 | 2.65% |
| Total... | 191 | 100.00% |

Washington Township Precinct 1

| | | |
|---------------------------------|-----|---------|
| Registration & Turnout | | 100 |
| Election Day Turnout | 0 | 0.00% |
| Election Day Manual Turnout | 0 | 0.00% |
| Modern Results SPR Host Turnout | 203 | 203.00% |
| County Clerk Turnout | 0 | 0.00% |
| Total... | 203 | 203.00% |

Non Partisan Registration & Turnout

| | | |
|---------------------------------|---|-------|
| | | 0 |
| Election Day Turnout | 0 | 0.00% |
| Election Day Manual Turnout | 0 | 0.00% |
| Modern Results SPR Host Turnout | 0 | 0.00% |
| County Clerk Turnout | 0 | 0.00% |
| Total... | 0 | 0.00% |

Republican Registration & Turnout

| | | |
|---------------------------------|-----|-------|
| | | 0 |
| Election Day Turnout | 0 | 0.00% |
| Election Day Manual Turnout | 0 | 0.00% |
| Modern Results SPR Host Turnout | 146 | 0.00% |
| County Clerk Turnout | 0 | 0.00% |
| Total... | 146 | 0.00% |

Democratic Registration & Turnout

| | | |
|---------------------------------|----|-------|
| | | 0 |
| Election Day Turnout | 0 | 0.00% |
| Election Day Manual Turnout | 0 | 0.00% |
| Modern Results SPR Host Turnout | 57 | 0.00% |
| County Clerk Turnout | 0 | 0.00% |
| Total... | 57 | 0.00% |

REP - US PRESIDENT

| | | |
|-----------------|-----|---------|
| Jeb Bush | 0 | 0.00% |
| Ben Carson | 3 | 2.05% |
| Chris Christie | 0 | 0.00% |
| Ted Cruz | 45 | 30.82% |
| Carly Fiorina | 0 | 0.00% |
| Lindsey Graham | 0 | 0.00% |
| Mike Huckabee | 3 | 2.05% |
| John R. Kasich | 23 | 15.75% |
| George Pataki | 0 | 0.00% |
| Rand Paul | 0 | 0.00% |
| Marco Rubio | 13 | 8.90% |
| Rick Santorum | 0 | 0.00% |
| Donald J. Trump | 58 | 39.73% |
| Uncommitted | 1 | 0.68% |
| Total... | 146 | 100.00% |

DEM - US PRESIDENT

| | | |
|--------------------------|----|---------|
| Hillary Clinton | 24 | 42.11% |
| Roque Rocky De La Fuente | 0 | 0.00% |
| Martin J. O'Malley | 0 | 0.00% |
| Bernie Sanders | 31 | 54.39% |
| Uncommitted | 2 | 3.51% |
| Total... | 57 | 100.00% |

Wheeler Township Precinct 1

| | | |
|---------------------------------|-----|---------|
| Registration & Turnout | | 100 |
| Election Day Turnout | 0 | 0.00% |
| Election Day Manual Turnout | 0 | 0.00% |
| Modern Results SPR Host Turnout | 508 | 508.00% |
| County Clerk Turnout | 0 | 0.00% |
| Total... | 508 | 508.00% |

Non Partisan Registration & Turnout

| | | |
|---------------------------------|---|-------|
| | | 0 |
| Election Day Turnout | 0 | 0.00% |
| Election Day Manual Turnout | 0 | 0.00% |
| Modern Results SPR Host Turnout | 0 | 0.00% |
| County Clerk Turnout | 0 | 0.00% |
| Total... | 0 | 0.00% |

Republican Registration & Turnout

| | | |
|---------------------------------|-----|-------|
| | | 0 |
| Election Day Turnout | 0 | 0.00% |
| Election Day Manual Turnout | 0 | 0.00% |
| Modern Results SPR Host Turnout | 349 | 0.00% |
| County Clerk Turnout | 0 | 0.00% |
| Total... | 349 | 0.00% |

Democratic Registration & Turnout

| | | |
|---------------------------------|-----|-------|
| | | 0 |
| Election Day Turnout | 0 | 0.00% |
| Election Day Manual Turnout | 0 | 0.00% |
| Modern Results SPR Host Turnout | 159 | 0.00% |
| County Clerk Turnout | 0 | 0.00% |
| Total... | 159 | 0.00% |

REP - US PRESIDENT

| | | |
|-----------------|-----|--------|
| Jeb Bush | 2 | 0.57% |
| Ben Carson | 4 | 1.15% |
| Chris Christie | 0 | 0.00% |
| Ted Cruz | 147 | 42.12% |
| Carly Fiorina | 0 | 0.00% |
| Lindsey Graham | 0 | 0.00% |
| Mike Huckabee | 1 | 0.29% |
| John R. Kasich | 59 | 16.91% |
| George Pataki | 0 | 0.00% |
| Rand Paul | 0 | 0.00% |
| Marco Rubio | 17 | 4.87% |
| Rick Santorum | 1 | 0.29% |
| Donald J. Trump | 117 | 33.52% |

Gratiot_Mar2016_E
March 8, 2016
Precinct Report
Gratiot
Gratiot Unofficial Results

Wheeler Township Precinct 1

| | | | |
|--------------------------|----------|-----|---------|
| REP - US PRESIDENT | | | |
| Uncommitted | | 1 | 0.29% |
| | Total... | 349 | 100.00% |
| DEM - US PRESIDENT | | | |
| Hillary Clinton | | 58 | 36.48% |
| Roque Rocky De La Fuente | | 1 | 0.63% |
| Martin J. O'Malley | | 0 | 0.00% |
| Bernie Sanders | | 100 | 62.89% |
| Uncommitted | | 0 | 0.00% |
| | Total... | 159 | 0.00% |

| | REPUBLICAN US PRESIDENT | | | | | | | | | | | | | |
|--------------------------------|-------------------------|-------------|-------------|----------|------------|----------------|----------|---------------|----------------|---------------|----------------|---------------|-----------|-------------|
| | Registration | Ballot Cast | Turnout (%) | Job Bank | Ben Carver | Chris Christie | Ted Cruz | Carly Fiorina | Lindsey Graham | Julie Haddock | John R. Kasich | George Pataki | Paul Ryan | Marco Rubio |
| STATE | 2,100 | 7,898 | 376.00 | 41 | 80 | 11 | 1819 | 3 | 3 | 17 | 819 | 1 | 18 | 383 |
| CONGRESSIONAL | 2,100 | 7,898 | 376.00 | 41 | 80 | 11 | 1819 | 3 | 3 | 17 | 819 | 1 | 18 | 383 |
| LEGISLATIVE | 2,100 | 7,898 | 376.00 | 41 | 80 | 11 | 1819 | 3 | 3 | 17 | 819 | 1 | 18 | 383 |
| COUNTY COMMISSIONER DIST 300 | 1,040 | 346.47 | | 4 | 12 | 2 | 217 | 1 | 1 | 3 | 99 | 1 | 1 | 42 |
| COUNTY COMMISSIONER DIST 100 | 520 | 520.00 | | 1 | 5 | 1 | 82 | 0 | 0 | 3 | 21 | 0 | 2 | 15 |
| COUNTY COMMISSIONER DIST 300 | 1,387 | 532.33 | | 4 | 14 | 4 | 324 | 0 | 2 | 182 | 0 | 3 | 70 | 88 |
| COUNTY COMMISSIONER DIST 300 | 1,241 | 413.87 | | 10 | 17 | 0 | 286 | 1 | 1 | 152 | 0 | 2 | 80 | 80 |
| COUNTY COMMISSIONER DIST 300 | 1,119 | 223.80 | | 11 | 11 | 0 | 276 | 0 | 1 | 129 | 0 | 4 | 20 | 12 |
| COUNTY COMMISSIONER DIST 400 | 1,139 | 284.75 | | 3 | 8 | 2 | 220 | 1 | 5 | 120 | 0 | 2 | 80 | 80 |
| ARCADA TOWNSHIP | 100 | 418 | 418.00 | 0 | 0 | 0 | 96 | 0 | 0 | 0 | 26 | 0 | 0 | 12 |
| BETHANY TOWNSHIP | 100 | 272 | 272.00 | 0 | 0 | 0 | 47 | 0 | 0 | 0 | 22 | 0 | 1 | 14 |
| ELBA TOWNSHIP | 100 | 281 | 281.00 | 0 | 2 | 0 | 46 | 0 | 0 | 0 | 22 | 0 | 1 | 15 |
| EMERSON TOWNSHIP | 100 | 179 | 179.00 | 0 | 2 | 0 | 90 | 0 | 0 | 0 | 22 | 0 | 1 | 10 |
| FULTON TOWNSHIP | 100 | 536 | 536.00 | 2 | 2 | 1 | 106 | 0 | 0 | 1 | 67 | 0 | 1 | 25 |
| HAMILTON TOWNSHIP | 100 | 81 | 81.00 | 2 | 0 | 0 | 12 | 0 | 0 | 0 | 5 | 0 | 0 | 6 |
| LAFAYETTE TOWNSHIP | 100 | 134 | 134.00 | 1 | 1 | 0 | 31 | 0 | 0 | 0 | 12 | 0 | 1 | 8 |
| NEW HAVEN TOWNSHIP | 100 | 211 | 211.00 | 1 | 1 | 0 | 36 | 0 | 0 | 0 | 28 | 0 | 2 | 14 |
| NEWARK TOWNSHIP | 100 | 189 | 189.00 | 1 | 4 | 0 | 90 | 0 | 0 | 0 | 31 | 0 | 2 | 15 |
| NORTH SHADE TOWNSHIP | 100 | 113 | 117.00 | 0 | 1 | 1 | 23 | 0 | 1 | 0 | 18 | 0 | 0 | 8 |
| NORTH STAR TOWNSHIP | 100 | 213 | 217.00 | 8 | 2 | 0 | 38 | 0 | 0 | 0 | 30 | 0 | 2 | 16 |
| PINE RIVER TOWNSHIP | 100 | 616 | 616.00 | 3 | 9 | 1 | 157 | 0 | 0 | 0 | 86 | 0 | 1 | 29 |
| SEVILLE TOWNSHIP | 100 | 448 | 448.00 | 2 | 1 | 1 | 110 | 0 | 0 | 1 | 37 | 0 | 0 | 18 |
| SUMNER TOWNSHIP | 100 | 380 | 380.00 | 1 | 4 | 1 | 71 | 0 | 0 | 0 | 37 | 1 | 1 | 12 |
| WASHINGTON TOWNSHIP | 100 | 202 | 203.00 | 0 | 3 | 0 | 45 | 0 | 0 | 3 | 23 | 0 | 0 | 13 |
| WHEELER TOWNSHIP | 100 | 508 | 508.00 | 2 | 4 | 0 | 147 | 0 | 0 | 1 | 96 | 0 | 0 | 17 |
| CITY OF ALMA PCT 1 DELEGAT | 100 | 625 | 629.00 | 5 | 8 | 1 | 118 | 0 | 1 | 0 | 77 | 0 | 1 | 36 |
| CITY OF ALMA PCT 2 DELEGAT | 100 | 611 | 611.00 | 3 | 5 | 1 | 113 | 0 | 0 | 2 | 54 | 0 | 1 | 40 |
| CITY OF ALMA PCT 4 DELEGAT | 100 | 520 | 520.00 | 1 | 5 | 1 | 82 | 0 | 0 | 2 | 31 | 0 | 2 | 15 |
| CITY OF ITHACA DELEGATE | 100 | 606 | 606.00 | 6 | 8 | 0 | 120 | 0 | 1 | 0 | 96 | 0 | 0 | 27 |
| CITY OF ST LOUIS PCT 1 DELE | 100 | 708 | 709.00 | 1 | 5 | 2 | 120 | 0 | 2 | 0 | 88 | 0 | 2 | 29 |
| ARCADA TWP DELEGATE | 100 | 418 | 418.00 | 0 | 0 | 0 | 96 | 0 | 1 | 2 | 82 | 0 | 0 | 20 |
| BETHANY TWP DELEGATE | 100 | 272 | 272.00 | 0 | 0 | 0 | 47 | 0 | 0 | 0 | 26 | 0 | 0 | 12 |
| ELBA TWP PCT 1 DELEGATE | 100 | 281 | 281.00 | 0 | 2 | 0 | 46 | 0 | 0 | 1 | 22 | 0 | 1 | 14 |
| EMERSON TWP DELEGATE | 100 | 179 | 179.00 | 0 | 2 | 0 | 90 | 0 | 0 | 0 | 22 | 0 | 1 | 10 |
| FULTON TWP DELEGATE | 100 | 536 | 536.00 | 2 | 2 | 1 | 106 | 0 | 0 | 1 | 67 | 0 | 1 | 25 |
| HAMILTON TWP DELEGATE | 100 | 81 | 81.00 | 2 | 0 | 0 | 12 | 0 | 0 | 0 | 5 | 0 | 0 | 6 |
| LAFAYETTE TWP DELEGATE | 100 | 134 | 134.00 | 1 | 1 | 0 | 31 | 0 | 0 | 0 | 12 | 0 | 1 | 8 |
| NEW HAVEN TWP DELEGATE | 100 | 211 | 211.00 | 1 | 1 | 0 | 36 | 0 | 0 | 0 | 28 | 0 | 2 | 14 |
| NEWARK TWP DELEGATE | 100 | 189 | 189.00 | 1 | 4 | 0 | 90 | 0 | 0 | 0 | 31 | 0 | 2 | 15 |
| NORTH SHADE TWP DELEGAT | 100 | 113 | 117.00 | 0 | 1 | 1 | 23 | 0 | 1 | 0 | 18 | 0 | 0 | 8 |
| NORTH STAR TWP DELEGATE | 100 | 213 | 217.00 | 8 | 2 | 0 | 38 | 0 | 0 | 0 | 30 | 0 | 2 | 16 |
| PINE RIVER TWP DELEGATE | 100 | 616 | 616.00 | 3 | 9 | 1 | 157 | 0 | 0 | 0 | 86 | 0 | 1 | 29 |
| SEVILLE TWP DELEGATE | 100 | 448 | 448.00 | 2 | 1 | 1 | 110 | 0 | 0 | 1 | 37 | 0 | 0 | 18 |
| SUMNER TWP DELEGATE | 100 | 380 | 380.00 | 1 | 4 | 1 | 71 | 0 | 0 | 0 | 37 | 1 | 1 | 12 |
| WASHINGTON TWP DELEGATE | 100 | 202 | 203.00 | 0 | 3 | 0 | 45 | 0 | 0 | 3 | 23 | 0 | 0 | 13 |
| WHEELER TWP DELEGATE | 100 | 508 | 508.00 | 2 | 4 | 0 | 147 | 0 | 0 | 1 | 96 | 0 | 0 | 17 |
| CITY OF ALMA | 200 | 1,131 | 565.50 | 4 | 10 | 2 | 185 | 0 | 0 | 4 | 75 | 0 | 3 | 35 |
| CITY OF ITHACA | 100 | 606 | 606.00 | 6 | 8 | 0 | 120 | 0 | 1 | 0 | 96 | 0 | 0 | 42 |
| CITY OF ST LOUIS | 100 | 708 | 708.00 | 1 | 5 | 2 | 120 | 0 | 2 | 0 | 88 | 0 | 2 | 29 |
| PER OF Ballot | 1,200 | 3,101 | 258.42 | 18 | 34 | 3 | 628 | 1 | 1 | 8 | 382 | 1 | 9 | 148 |
| Election Day Totals | 2,100 | 0 | 0.00 | 0 | 0 | 0 | 0 | 0 | 0 | 0 | 0 | 0 | 0 | 0 |
| Election Day Manual Totals | 2,100 | 0 | 0.00 | 0 | 0 | 0 | 0 | 0 | 0 | 0 | 0 | 0 | 0 | 0 |
| Modern Results SPR Host Totals | 2,100 | 7,898 | 376.00 | 41 | 80 | 11 | 1819 | 3 | 3 | 17 | 819 | 1 | 18 | 383 |
| County Clerk Totals | 2,100 | 0 | 0.00 | 0 | 0 | 0 | 0 | 0 | 0 | 0 | 0 | 0 | 0 | 0 |
| Grand Totals | 2,100 | 7,898 | 376.00 | 41 | 80 | 11 | 1819 | 3 | 3 | 17 | 819 | 1 | 18 | 383 |

RECEIVED/FILED
MICHIGAN DEPT OF STATE
2016 MAR 16 PM 2:23
ELECTIONS/GREAT SEAL

GRATIOT Statement of Vote Summary
GRATIOT_MAR2016_E

[illegible]

| | DEMOCRATIC US PRESIDENT | | | | | | | | | | | |
|--------------------------------|-------------------------|--------------|-------------|--|--------------|-------------------------|---------------------|---------------|-----------|--|--|--|
| | Registration | Ballois Cast | Turnout (%) | | Wiley Claine | Reyes Rudy De La Fuente | Barrios J. O'Malley | Bonnie Kaskin | Recounted | | | |
| STATE | 2,100 | 7,886 | 376.00 | | 1185 | 1 | 8 | 1812 | 42 | | | |
| CONGRESSIONAL | 2,100 | 7,886 | 376.00 | | 1185 | 1 | 8 | 1812 | 42 | | | |
| LEGISLATIVE | 2,100 | 7,886 | 376.00 | | 1185 | 1 | 8 | 1812 | 42 | | | |
| COUNTY COMMISSIONER DIST 300 | 1,040 | 346.67 | | | 126 | 0 | 0 | 254 | 1 | | | |
| COUNTY COMMISSIONER DIST 200 | 1,240 | 820.00 | | | 223 | 0 | 1 | 364 | 1 | | | |
| COUNTY COMMISSIONER DIST 100 | 520 | 520.00 | | | 116 | 0 | 1 | 184 | 1 | | | |
| COUNTY COMMISSIONER DIST 300 | 1,287 | 832.33 | | | 233 | 0 | 0 | 350 | 1 | | | |
| COUNTY COMMISSIONER DIST 300 | 1,241 | 413.67 | | | 183 | 0 | 1 | 274 | 1 | | | |
| COUNTY COMMISSIONER DIST 300 | 1,119 | 223.80 | | | 138 | 1 | 1 | 194 | 1 | | | |
| COUNTY COMMISSIONER DIST 400 | 1,136 | 284.75 | | | 186 | 0 | 1 | 190 | 1 | | | |
| ARCADA TOWNSHIP | 100 | 416 | 416.00 | | 39 | 0 | 0 | 83 | 0 | | | |
| BETHANY TOWNSHIP | 100 | 272 | 272.00 | | 27 | 0 | 0 | 51 | 0 | | | |
| ELBA TOWNSHIP | 100 | 281 | 281.00 | | 30 | 0 | 0 | 56 | 0 | | | |
| EMERSON TOWNSHIP | 100 | 179 | 179.00 | | 23 | 0 | 0 | 20 | 0 | | | |
| FULTON TOWNSHIP | 100 | 526 | 526.00 | | 83 | 0 | 1 | 82 | 1 | | | |
| HAMILTON TOWNSHIP | 100 | 81 | 81.00 | | 8 | 0 | 0 | 16 | 0 | | | |
| LAFAYETTE TOWNSHIP | 100 | 134 | 134.00 | | 17 | 0 | 0 | 16 | 0 | | | |
| NEW HAVEN TOWNSHIP | 100 | 211 | 211.00 | | 26 | 0 | 0 | 44 | 0 | | | |
| NEWARK TOWNSHIP | 100 | 186 | 186.00 | | 20 | 0 | 0 | 33 | 0 | | | |
| NORTH SHADE TOWNSHIP | 100 | 117 | 117.00 | | 9 | 0 | 0 | 21 | 0 | | | |
| NORTH STAR TOWNSHIP | 100 | 217 | 217.00 | | 32 | 0 | 0 | 38 | 0 | | | |
| PINE RIVER TOWNSHIP | 100 | 816 | 816.00 | | 95 | 0 | 0 | 104 | 0 | | | |
| SEVILLE TOWNSHIP | 100 | 446 | 446.00 | | 52 | 0 | 5 | 111 | 0 | | | |
| SUMNER TOWNSHIP | 100 | 380 | 380.00 | | 46 | 0 | 0 | 90 | 0 | | | |
| WASHINGTON TOWNSHIP | 100 | 203 | 203.00 | | 24 | 0 | 0 | 31 | 0 | | | |
| WHEELER TOWNSHIP | 100 | 506 | 506.00 | | 56 | 1 | 0 | 100 | 0 | | | |
| CITY OF ALMA PCT 1 DELEGAT | 100 | 829 | 829.00 | | 104 | 0 | 0 | 187 | 0 | | | |
| CITY OF ALMA PCT 2 DELEGAT | 100 | 611 | 611.00 | | 119 | 0 | 1 | 177 | 0 | | | |
| CITY OF ALMA PCT 4 DELEGAT | 100 | 530 | 530.00 | | 116 | 0 | 1 | 184 | 0 | | | |
| CITY OF ITHACA DELEGATE | 100 | 636 | 636.00 | | 104 | 0 | 1 | 158 | 0 | | | |
| CITY OF ST LOUIS PCT 1 DELE | 100 | 708 | 708.00 | | 111 | 0 | 0 | 197 | 0 | | | |
| ARCADA TWP DELEGATE | 100 | 416 | 416.00 | | 39 | 0 | 0 | 83 | 0 | | | |
| BETHANY TWP DELEGATE | 100 | 272 | 272.00 | | 27 | 0 | 0 | 51 | 0 | | | |
| ELBA TWP PCT 1 DELEGATE | 100 | 281 | 281.00 | | 30 | 0 | 0 | 56 | 0 | | | |
| EMERSON TWP DELEGATE | 100 | 179 | 179.00 | | 23 | 0 | 0 | 20 | 0 | | | |
| FULTON TWP DELEGATE | 100 | 526 | 526.00 | | 83 | 0 | 1 | 82 | 1 | | | |
| HAMILTON TWP DELEGATE | 100 | 81 | 81.00 | | 8 | 0 | 0 | 16 | 0 | | | |
| LAFAYETTE TWP DELEGATE | 100 | 134 | 134.00 | | 17 | 0 | 0 | 16 | 0 | | | |
| NEW HAVEN TWP DELEGATE | 100 | 211 | 211.00 | | 26 | 0 | 0 | 44 | 0 | | | |
| NEWARK TWP DELEGATE | 100 | 186 | 186.00 | | 20 | 0 | 0 | 33 | 0 | | | |
| NORTH SHADE TWP DELEGAT | 100 | 117 | 117.00 | | 9 | 0 | 0 | 21 | 0 | | | |
| NORTH STAR TWP DELEGATE | 100 | 217 | 217.00 | | 32 | 0 | 0 | 38 | 0 | | | |
| PINE RIVER TWP DELEGATE | 100 | 816 | 816.00 | | 95 | 0 | 0 | 104 | 0 | | | |
| SEVILLE TWP DELEGATE | 100 | 446 | 446.00 | | 52 | 0 | 5 | 111 | 0 | | | |
| SUMNER TWP DELEGATE | 100 | 380 | 380.00 | | 46 | 0 | 0 | 90 | 0 | | | |
| WASHINGTON TWP DELEGATE | 100 | 203 | 203.00 | | 24 | 0 | 0 | 31 | 0 | | | |
| WHEELER TWP DELEGATE | 100 | 506 | 506.00 | | 56 | 1 | 0 | 100 | 0 | | | |
| CITY OF ALMA | 200 | 1,131 | 565.50 | | 226 | 0 | 2 | 381 | 0 | | | |
| CITY OF ITHACA | 100 | 636 | 636.00 | | 104 | 0 | 1 | 158 | 0 | | | |
| CITY OF ST LOUIS | 100 | 708 | 708.00 | | 111 | 0 | 0 | 197 | 0 | | | |
| IRS Of Ballot | 1,200 | 2,101 | 258.42 | | 417 | 0 | 1 | 573 | 18 | | | |
| Election Day Totals | 2,100 | 0 | 0.00 | | 0 | 0 | 0 | 0 | 0 | | | |
| Election Day Manual Totals | 2,100 | 0 | 0.00 | | 0 | 0 | 0 | 0 | 0 | | | |
| Modern Results SPR Host Totals | 2,100 | 7,886 | 376.00 | | 1185 | 1 | 8 | 1812 | 42 | | | |
| County Clerk Totals | 2,100 | 0 | 0.00 | | 0 | 0 | 0 | 0 | 0 | | | |
| Grand Totals | 2,100 | 7,886 | 376.00 | | 1185 | 1 | 8 | 1812 | 42 | | | |

SUMMARY REPORT

STATISTICS

RUN DATE:03/16/16 10:26 AM

VOTES PERCENT

| | | |
|---|--------|--------|
| PRECINCTS COUNTED (OF 26) | 26 | 100.00 |
| REGISTERED VOTERS - TOTAL | 32,284 | |
| BALLOTS CAST - TOTAL | 9,952 | |
| BALLOTS CAST - REPUBLICAN PARTY | 7,460 | 74.96 |
| BALLOTS CAST - DEMOCRATIC PARTY | 2,440 | 24.52 |
| BALLOTS CAST - NONPARTISAN. | 52 | .52 |
| VOTER TURNOUT - TOTAL | | 30.83 |

RECEIVED/FILED
MICHIGAN DEPT OF STATE
2016 MAR 16 PM 12:04
ELECTIONS/GREAT SEAL

SUMMARY REPORT

REPUBLICAN PARTY

RUN DATE:03/16/16 10:26 AM

VOTES PERCENT

PRESIDENT OF THE UNITED STATES

Vote not more than 1 1

| | | |
|---------------------------|-------|-------|
| Jeb Bush. | 49 | .66 |
| Ben Carson | 192 | 2.58 |
| Chris Christie. | 17 | .23 |
| Ted Cruz. | 2,095 | 28.12 |
| Carly Fiorina | 7 | .09 |
| Lindsey Graham. | 2 | .03 |
| Mike Huckabee | 12 | .16 |
| John R. Kasich. | 1,321 | 17.73 |
| George Pataki | 7 | .09 |
| Rand Paul | 22 | .30 |
| Marco Rubio. | 547 | 7.34 |
| Rick Santorum | 13 | .17 |
| Donald J. Trump | 3,060 | 41.08 |
| Uncommitted. | 104 | 1.40 |
| WRITE-IN. | 1 | .01 |

SUMMARY REPORT

DEMOCRATIC PARTY

RUN DATE:03/16/16 10:26 AM

VOTES PERCENT

PRESIDENT OF THE UNITED STATES

Vote not more than 1 1

| | | |
|------------------------------------|-------|-------|
| Hillary Clinton | 977 | 40.12 |
| Roque Rocky De La Fuente | 6 | .25 |
| Martin J. O'Malley | 10 | .41 |
| Bernie Sanders. | 1,380 | 56.67 |
| Uncommitted. | 59 | 2.42 |
| WRITE-IN. | 3 | .12 |

PRECINCT REPORT
RUN DATE:03/08/16 10:30 PM

STATISTICS

0008 ADAMS TOWNSHIP

| | VOTES | PERCENT |
|---|-------|---------|
| REGISTERED VOTERS - TOTAL | 1723 | |
| BALLOTS CAST - TOTAL | 568 | |
| BALLOTS CAST - REPUBLICAN PARTY | 456 | 80.28 |
| BALLOTS CAST - DEMOCRATIC PARTY | 111 | 19.54 |
| BALLOTS CAST - NONPARTISAN. | 1 | .18 |
| VOTER TURNOUT - TOTAL | 32.97 | |

PRECINCT REPORT
RUN DATE:03/08/16 10:30 PM

REPUBLICAN PARTY

0008 ADAMS TOWNSHIP

VOTES PERCENT

PRESIDENT OF THE UNITED STATES

Vote not more than 1 1

| | | |
|---------------------------|-----|-------|
| Jeb Bush. | 3 | .66 |
| Ben Carson | 11 | 2.42 |
| Chris Christie. | 0 | |
| Ted Cruz. | 143 | 31.50 |
| Carly Fiorina | 0 | |
| Lindsey Graham. | 1 | .22 |
| Mike Huckabee | 0 | |
| John R. Kasich. | 66 | 14.54 |
| George Pataki | 0 | |
| Rand Paul | 0 | |
| Marco Rubio. | 24 | 5.29 |
| Rick Santorum | 0 | |
| Donald J. Trump | 199 | 43.83 |
| Uncommitted. | 7 | 1.54 |
| WRITE-IN. | 0 | |

PRECINCT REPORT
RUN DATE:03/08/16 10:30 PM

DEMOCRATIC PARTY

0008 ADAMS TOWNSHIP

VOTES PERCENT

PRESIDENT OF THE UNITED STATES

Vote not more than 1 1

| | | |
|------------------------------------|----|-------|
| Hillary Clinton | 32 | 29.09 |
| Roque Rocky De La Fuente | 0 | |
| Martin J. O'Malley | 0 | |
| Bernie Sanders. | 77 | 70.00 |
| Uncommitted. | 1 | .91 |
| WRITE-IN. | 0 | |

PRECINCT REPORT
RUN DATE:03/08/16 10:30 PM

0008 ADAMS TOWNSHIP

VOTES PERCENT

BONDING PROPOSAL I PITTSFORD AREA

Vote not more than 1 1

| | | |
|---------------|----|-------|
| YES | 16 | 39.02 |
| NO. | 25 | 60.98 |

PITTSFORD BONDING PROPOSAL II PITTSFORD AREA

Vote not more than 1 1

| | | |
|---------------|----|-------|
| YES | 9 | 21.95 |
| NO. | 32 | 78.05 |

PITTSFORD BONDING PROPOSAL III PITTSFORD AREA

Vote not more than 1 1

| | | |
|---------------|----|-------|
| YES | 5 | 11.90 |
| NO. | 37 | 88.10 |

PITTSFORD MILLAGE PROPOSAL, BUILDING AND PITTSFORD AREA

Vote not more than 1 1

| | | |
|---------------|----|-------|
| YES | 15 | 34.88 |
| NO. | 28 | 65.12 |

PRECINCT REPORT
RUN DATE:03/08/16 10:34 PM

STATISTICS

0009 ALLEN TOWNSHIP

| | VOTES | PERCENT |
|---|-------|---------|
| REGISTERED VOTERS - TOTAL | 356 | |
| BALLOTS CAST - TOTAL. | 345 | |
| BALLOTS CAST - REPUBLICAN PARTY | 275 | 79.71 |
| BALLOTS CAST - DEMOCRATIC PARTY | 70 | 20.29 |
| BALLOTS CAST - NONPARTISAN. | 0 | |
| VOTER TURNOUT - TOTAL | | 96.91 |

PRECINCT REPORT
RUN DATE:03/08/16 10:34 PM

REPUBLICAN PARTY

0009 ALLEN TOWNSHIP

VOTES PERCENT

PRESIDENT OF THE UNITED STATES

Vote not more than 1 1

| | | |
|---------------------------|-----|-------|
| Jeb Bush. | 4 | 1.45 |
| Ben Carson | 7 | 2.55 |
| Chris Christie. | 1 | .36 |
| Ted Cruz. | 73 | 26.55 |
| Carly Fiorina | 1 | .36 |
| Lindsey Graham. | 0 | |
| Mike Huckabee | 0 | |
| John R. Kasich. | 46 | 16.73 |
| George Pataki | 0 | |
| Rand Paul | 0 | |
| Marco Rubio. | 18 | 6.55 |
| Rick Santorum | 1 | .36 |
| Donald J. Trump | 124 | 45.09 |
| Uncommitted. | 0 | |
| WRITE-IN. | 0 | |

PRECINCT REPORT
RUN DATE:03/08/16 10:34 PM

DEMOCRATIC PARTY

0009 ALLEN TOWNSHIP

VOTES PERCENT

PRESIDENT OF THE UNITED STATES

| | | | |
|------------------------------------|----|-------|--|
| Vote not more than 1 | 1 | | |
| Hillary Clinton | 29 | 41.43 | |
| Roque Rocky De La Fuente | 1 | 1.43 | |
| Martin J. O'Malley | 0 | | |
| Bernie Sanders. | 39 | 55.71 | |
| Uncommitted. | 1 | 1.43 | |
| WRITE-IN. | 0 | | |

PRECINCT REPORT
RUN DATE:03/08/16 10:33 PM

STATISTICS

0010 AMBOY TOWNSHIP

VOTES PERCENT

| | | |
|---|-------|-------|
| REGISTERED VOTERS - TOTAL | 930 | |
| BALLOTS CAST - TOTAL | 220 | |
| BALLOTS CAST - REPUBLICAN PARTY | 178 | 80.91 |
| BALLOTS CAST - DEMOCRATIC PARTY | 42 | 19.09 |
| BALLOTS CAST - NONPARTISAN | 0 | |
| VOTER TURNOUT - TOTAL | 23.66 | |

PRECINCT REPORT
RUN DATE:03/08/16 10:33 PM

REPUBLICAN PARTY

0010 AMBOY TOWNSHIP

VOTES PERCENT

PRESIDENT OF THE UNITED STATES

Vote not more than 1 1

| | | |
|---------------------------|----|-------|
| Jeb Bush. | 0 | |
| Ben Carson | 3 | 1.69 |
| Chris Christie. | 0 | |
| Ted Cruz. | 40 | 22.47 |
| Carly Fiorina | 0 | |
| Lindsey Graham. | 0 | |
| Mike Huckabee | 0 | |
| John R. Kasich. | 34 | 19.10 |
| George Pataki | 1 | .56 |
| Rand Paul | 0 | |
| Marco Rubio. | 11 | 6.18 |
| Rick Santorum | 0 | |
| Donald J. Trump | 89 | 50.00 |
| Uncommitted. | 0 | |
| WRITE-IN. | 0 | |

PRECINCT REPORT
RUN DATE:03/08/16 10:33 PM

DEMOCRATIC PARTY

0010 AMBOY TOWNSHIP

VOTES PERCENT

PRESIDENT OF THE UNITED STATES

Vote not more than 1 1

| | | |
|------------------------------------|----|-------|
| Hillary Clinton | 16 | 38.10 |
| Roque Rocky De La Fuente | 0 | |
| Martin J. O'Malley | 1 | 2.38 |
| Bernie Sanders. | 23 | 54.76 |
| Uncommitted. | 2 | 4.76 |
| WRITE-IN. | 0 | |

PRECINCT REPORT
RUN DATE:03/08/16 10:31 PM

STATISTICS

0011 CAMBRIA TOWNSHIP

VOTES PERCENT

| | | |
|---|-------|-------|
| REGISTERED VOTERS - TOTAL | 1871 | |
| BALLOTS CAST - TOTAL | 565 | |
| BALLOTS CAST - REPUBLICAN PARTY | 435 | 76.99 |
| BALLOTS CAST - DEMOCRATIC PARTY | 130 | 23.01 |
| BALLOTS CAST - NONPARTISAN | 0 | |
| VOTER TURNOUT - TOTAL | 30.20 | |

PRECINCT REPORT
RUN DATE:03/08/16 10:31 PM

REPUBLICAN PARTY

0011 CAMBRIA TOWNSHIP

VOTES PERCENT

PRESIDENT OF THE UNITED STATES

Vote not more than 1 1

| | | |
|---------------------------|-----|-------|
| Jeb Bush. | 5 | 1.15 |
| Ben Carson | 11 | 2.53 |
| Chris Christie. | 0 | |
| Ted Cruz. | 117 | 26.90 |
| Carly Fiorina | 0 | |
| Lindsey Graham. | 0 | |
| Mike Huckabee | 1 | .23 |
| John R. Kasich. | 86 | 19.77 |
| George Pataki | 0 | |
| Rand Paul | 0 | |
| Marco Rubio. | 44 | 10.11 |
| Rick Santorum | 2 | .46 |
| Donald J. Trump | 162 | 37.24 |
| Uncommitted. | 7 | 1.61 |
| WRITE-IN. | 0 | |

PRECINCT REPORT
RUN DATE:03/08/16 10:31 PM

DEMOCRATIC PARTY

0011 CAMBRIA TOWNSHIP

VOTES PERCENT

PRESIDENT OF THE UNITED STATES

Vote not more than 1 1

| | | |
|------------------------------------|----|-------|
| Hillary Clinton | 52 | 40.31 |
| Roque Rocky De La Fuente | 0 | |
| Martin J. O'Malley | 4 | 3.10 |
| Bernie Sanders. | 61 | 47.29 |
| Uncommitted. | 10 | 7.75 |
| WRITE-IN. | 2 | 1.55 |

PRECINCT REPORT
RUN DATE:03/08/16 09:43 PM

STATISTICS

0012 CAMDEN TOWNSHIP

| | VOTES | PERCENT |
|---|-------|---------|
| REGISTERED VOTERS - TOTAL | 1367 | |
| BALLOTS CAST - TOTAL | 307 | |
| BALLOTS CAST - REPUBLICAN PARTY | 236 | 76.87 |
| BALLOTS CAST - DEMOCRATIC PARTY | 71 | 23.13 |
| BALLOTS CAST - NONPARTISAN. | 0 | |
| VOTER TURNOUT - TOTAL | | 22.46 |

✓

PRECINCT REPORT
RUN DATE:03/08/16 09:43 PM

REPUBLICAN PARTY

0012 CAMDEN TOWNSHIP

VOTES PERCENT

PRESIDENT OF THE UNITED STATES

Vote not more than 1 1

| | | |
|---------------------------|-----|-------|
| Jeb Bush. | 2 | .85 |
| Ben Carson | 4 | 1.69 |
| Chris Christie. | 0 | |
| Ted Cruz. | 76 | 32.20 |
| Carly Fiorina | 0 | |
| Lindsey Graham. | 0 | |
| Mike Huckabee | 0 | |
| John R. Kasich. | 38 | 16.10 |
| George Pataki | 0 | |
| Rand Paul | 0 | |
| Marco Rubio. | 12 | 5.08 |
| Rick Santorum | 1 | .42 |
| Donald J. Trump | 103 | 43.64 |
| Uncommitted. | 0 | |
| WRITE-IN. | 0 | |

PRECINCT REPORT
RUN DATE:03/08/16 09:43 PM

DEMOCRATIC PARTY

0012 CAMDEN TOWNSHIP

VOTES PERCENT

PRESIDENT OF THE UNITED STATES

Vote not more than 1 1

| | | |
|------------------------------------|----|-------|
| Hillary Clinton | 29 | 40.85 |
| Roque Rocky De La Fuente | 0 | |
| Martin J. O'Malley | 0 | |
| Bernie Sanders. | 40 | 56.34 |
| Uncommitted. | 2 | 2.82 |
| WRITE-IN. | 0 | |

PRECINCT REPORT
RUN DATE:03/08/16 10:37 PM

STATISTICS

0013 FAYETTE TOWNSHIP

VOTES PERCENT

| | | |
|---|-------|-------|
| REGISTERED VOTERS - TOTAL | 879 | |
| BALLOTS CAST - TOTAL | 316 | |
| BALLOTS CAST - REPUBLICAN PARTY | 248 | 78.48 |
| BALLOTS CAST - DEMOCRATIC PARTY | 68 | 21.52 |
| BALLOTS CAST - NONPARTISAN | 0 | |
| VOTER TURNOUT - TOTAL | 35.95 | |

PRECINCT REPORT
RUN DATE:03/08/16 10:37 PM

REPUBLICAN PARTY

0013 FAYETTE TOWNSHIP

VOTES PERCENT

PRESIDENT OF THE UNITED STATES

Vote not more than 1 1

| | | |
|---------------------------|-----|-------|
| Jeb Bush. | 3 | 1.21 |
| Ben Carson | 4 | 1.61 |
| Chris Christie. | 1 | .40 |
| Ted Cruz. | 68 | 27.42 |
| Carly Fiorina | 0 | |
| Lindsey Graham. | 0 | |
| Mike Huckabee | 0 | |
| John R. Kasich. | 44 | 17.74 |
| George Pataki | 0 | |
| Rand Paul | 1 | .40 |
| Marco Rubio. | 23 | 9.27 |
| Rick Santorum | 0 | |
| Donald J. Trump | 101 | 40.73 |
| Uncommitted. | 3 | 1.21 |
| WRITE-IN. | 0 | |

PRECINCT REPORT
RUN DATE:03/08/16 10:37 PM

DEMOCRATIC PARTY

0013 FAYETTE TOWNSHIP

VOTES PERCENT

PRESIDENT OF THE UNITED STATES

Vote not more than 1 1

| | | |
|------------------------------------|----|-------|
| Hillary Clinton | 29 | 42.65 |
| Roque Rocky De La Fuente | 0 | |
| Martin J. O'Malley | 0 | |
| Bernie Sanders. | 38 | 55.88 |
| Uncommitted. | 1 | 1.47 |
| WRITE-IN. | 0 | |

PRECINCT REPORT
RUN DATE:03/08/16 09:16 PM

STATISTICS

0014 HILLSDALE TOWNSHIP

VOTES PERCENT

| | | |
|---|------|-------|
| REGISTERED VOTERS - TOTAL | 1649 | |
| BALLOTS CAST - TOTAL | 586 | |
| BALLOTS CAST - REPUBLICAN PARTY | 472 | 80.55 |
| BALLOTS CAST - DEMOCRATIC PARTY | 114 | 19.45 |
| BALLOTS CAST - NONPARTISAN. | 0 | |
| VOTER TURNOUT - TOTAL | | 35.54 |

✓

PRECINCT REPORT
RUN DATE:03/08/16 09:16 PM

REPUBLICAN PARTY

0014 HILLSDALE TOWNSHIP

VOTES PERCENT

PRESIDENT OF THE UNITED STATES

Vote not more than 1 1

| | | |
|---------------------------|-----|-------|
| Jeb Bush. | 2 | .42 |
| Ben Carson | 11 | 2.33 |
| Chris Christie. | 0 | |
| Ted Cruz. | 145 | 30.72 |
| Carly Fiorina | 1 | .21 |
| Lindsey Graham. | 0 | |
| Mike Huckabee | 0 | |
| John R. Kasich. | 77 | 16.31 |
| George Pataki | 0 | |
| Rand Paul | 4 | .85 |
| Marco Rubio. | 51 | 10.81 |
| Rick Santorum | 0 | |
| Donald J. Trump | 178 | 37.71 |
| Uncommitted. | 3 | .64 |
| WRITE-IN. | 0 | |

PRECINCT REPORT
RUN DATE:03/08/16 09:16 PM

DEMOCRATIC PARTY

0014 HILLSDALE TOWNSHIP

VOTES PERCENT

PRESIDENT OF THE UNITED STATES

| | | | |
|------------------------------------|----|-------|--|
| Vote not more than 1 | 1 | | |
| Hillary Clinton | 51 | 44.74 | |
| Roque Rocky De La Fuente | 0 | | |
| Martin J. O'Malley | 0 | | |
| Bernie Sanders. | 58 | 50.88 | |
| Uncommitted. | 5 | 4.39 | |
| WRITE-IN. | 0 | | |

PRECINCT REPORT
RUN DATE:03/08/16 09:48 PM

STATISTICS

0015 JEFFERSON TOWNSHIP

VOTES PERCENT

| | | |
|---|------|-------|
| REGISTERED VOTERS - TOTAL | 2439 | |
| BALLOTS CAST - TOTAL | 763 | |
| BALLOTS CAST - REPUBLICAN PARTY | 563 | 73.79 |
| BALLOTS CAST - DEMOCRATIC PARTY | 178 | 23.33 |
| BALLOTS CAST - NONPARTISAN. | 22 | 2.88 |
| VOTER TURNOUT - TOTAL | | 31.28 |

PRECINCT REPORT
RUN DATE:03/08/16 09:48 PM

REPUBLICAN PARTY

0015 JEFFERSON TOWNSHIP

VOTES PERCENT

PRESIDENT OF THE UNITED STATES

Vote not more than 1 1

| | | |
|---------------------------|-----|-------|
| Jeb Bush. | 6 | 1.07 |
| Ben Carson | 11 | 1.95 |
| Chris Christie. | 3 | .53 |
| Ted Cruz. | 138 | 24.51 |
| Carly Fiorina | 0 | |
| Lindsey Graham. | 1 | .18 |
| Mike Huckabee | 0 | |
| John R. Kasich. | 93 | 16.52 |
| George Pataki | 1 | .18 |
| Rand Paul | 0 | |
| Marco Rubio. | 44 | 7.82 |
| Rick Santorum | 0 | |
| Donald J. Trump | 248 | 44.05 |
| Uncommitted. | 18 | 3.20 |
| WRITE-IN. | 0 | |

PRECINCT REPORT
RUN DATE:03/08/16 09:48 PM

DEMOCRATIC PARTY

0015 JEFFERSON TOWNSHIP

VOTES PERCENT

PRESIDENT OF THE UNITED STATES

Vote not more than 1 1

| | | |
|------------------------------------|-----|-------|
| Hillary Clinton | 71 | 39.89 |
| Roque Rocky De La Fuente | 0 | |
| Martin J. O'Malley | 1 | .56 |
| Bernie Sanders. | 100 | 56.18 |
| Uncommitted. | 6 | 3.37 |
| WRITE-IN. | 0 | |

PRECINCT REPORT
RUN DATE:03/08/16 09:48 PM

0015 JEFFERSON TOWNSHIP

VOTES PERCENT

BONDING PROPOSAL I PITTSFORD AREA

Vote not more than 1 1

| | | |
|---------------|-----|-------|
| YES | 218 | 55.90 |
| NO. | 172 | 44.10 |

PITTSFORD BONDING PROPOSAL II PITTSFORD AREA

Vote not more than 1 1

| | | |
|---------------|-----|-------|
| YES | 190 | 48.84 |
| NO. | 199 | 51.16 |

PITTSFORD BONDING PROPOSAL III PITTSFORD AREA

Vote not more than 1 1

| | | |
|---------------|-----|-------|
| YES | 184 | 48.04 |
| NO. | 199 | 51.96 |

PITTSFORD MILLAGE PROPOSAL, BUILDING AND PITTSFORD AREA

Vote not more than 1 1

| | | |
|---------------|-----|-------|
| YES | 213 | 54.62 |
| NO. | 177 | 45.38 |

PRECINCT REPORT
RUN DATE:03/08/16 10:11 PM

STATISTICS

0016 LITCHFIELD TOWNSHIP

| | VOTES | PERCENT |
|---|-------|---------|
| REGISTERED VOTERS - TOTAL | 747 | |
| BALLOTS CAST - TOTAL | 230 | |
| BALLOTS CAST - REPUBLICAN PARTY | 175 | 76.09 |
| BALLOTS CAST - DEMOCRATIC PARTY | 55 | 23.91 |
| BALLOTS CAST - NONPARTISAN. | 0 | |
| VOTER TURNOUT - TOTAL | | 30.79 |

PRECINCT REPORT
RUN DATE:03/08/16 10:11 PM

REPUBLICAN PARTY

0016 LITCHFIELD TOWNSHIP

VOTES PERCENT

PRESIDENT OF THE UNITED STATES

Vote not more than 1 1

| | | |
|---------------------------|----|-------|
| Jeb Bush. | 0 | |
| Ben Carson | 2 | 1.14 |
| Chris Christie. | 0 | |
| Ted Cruz. | 47 | 26.86 |
| Carly Fiorina | 0 | |
| Lindsey Graham. | 0 | |
| Mike Huckabee | 1 | .57 |
| John R. Kasich. | 28 | 16.00 |
| George Pataki | 0 | |
| Rand Paul | 0 | |
| Marco Rubio. | 8 | 4.57 |
| Rick Santorum | 0 | |
| Donald J. Trump | 87 | 49.71 |
| Uncommitted. | 2 | 1.14 |
| WRITE-IN. | 0 | |

PRECINCT REPORT
RUN DATE:03/08/16 10:11 PM

DEMOCRATIC PARTY

0016 LITCHFIELD TOWNSHIP

VOTES PERCENT

PRESIDENT OF THE UNITED STATES

Vote not more than 1 1

| | | |
|------------------------------------|----|-------|
| Hillary Clinton | 27 | 50.00 |
| Roque Rocky De La Fuente | 0 | |
| Martin J. O'Malley | 0 | |
| Bernie Sanders. | 27 | 50.00 |
| Uncommitted. | 0 | |
| WRITE-IN. | 0 | |

PRECINCT REPORT
RUN DATE:03/08/16 10:36 PM

STATISTICS

0017 MOSCOW TOWNSHIP

VOTES PERCENT

| | | |
|---|------|-------|
| REGISTERED VOTERS - TOTAL | 1055 | |
| BALLOTS CAST - TOTAL. | 333 | |
| BALLOTS CAST - REPUBLICAN PARTY | 247 | 74.17 |
| BALLOTS CAST - DEMOCRATIC PARTY | 86 | 25.83 |
| BALLOTS CAST - NONPARTISAN. | 0 | |
| VOTER TURNOUT - TOTAL | | 31.56 |

PRECINCT REPORT
RUN DATE:03/08/16 10:36 PM

REPUBLICAN PARTY

0017 MOSCOW TOWNSHIP

VOTES PERCENT

PRESIDENT OF THE UNITED STATES

Vote not more than 1 1

| | | |
|---------------------------|-----|-------|
| Jeb Bush. | 2 | .81 |
| Ben Carson | 8 | 3.24 |
| Chris Christie. | 2 | .81 |
| Ted Cruz. | 45 | 18.22 |
| Carly Fiorina | 1 | .40 |
| Lindsey Graham. | 0 | |
| Mike Huckabee | 1 | .40 |
| John R. Kasich. | 39 | 15.79 |
| George Pataki | 0 | |
| Rand Paul | 1 | .40 |
| Marco Rubio. | 21 | 8.50 |
| Rick Santorum | 1 | .40 |
| Donald J. Trump | 119 | 48.18 |
| Uncommitted. | 7 | 2.83 |
| WRITE-IN. | 0 | |

PRECINCT REPORT
RUN DATE:03/08/16 10:36 PM

DEMOCRATIC PARTY

0017 MOSCOW TOWNSHIP

VOTES PERCENT

PRESIDENT OF THE UNITED STATES

Vote not more than 1 1

| | | |
|------------------------------------|----|-------|
| Hillary Clinton | 36 | 41.86 |
| Roque Rocky De La Fuente | 0 | |
| Martin J. O'Malley | 0 | |
| Bernie Sanders. | 48 | 55.81 |
| Uncommitted. | 2 | 2.33 |
| WRITE-IN. | 0 | |

PRECINCT REPORT
RUN DATE:03/08/16 11:16 PM

STATISTICS

0018 PITTSFORD TOWNSHIP

VOTES PERCENT

| | | |
|---|-------|-------|
| REGISTERED VOTERS - TOTAL | 1148 | |
| BALLOTS CAST - TOTAL. | 444 | |
| BALLOTS CAST - REPUBLICAN PARTY | 342 | 77.03 |
| BALLOTS CAST - DEMOCRATIC PARTY | 84 | 18.92 |
| BALLOTS CAST - NONPARTISAN. | 18 | 4.05 |
| VOTER TURNOUT - TOTAL | 38.68 | |

PRECINCT REPORT
RUN DATE:03/08/16 11:16 PM

REPUBLICAN PARTY

0018 PITTSFORD TOWNSHIP

VOTES PERCENT

PRESIDENT OF THE UNITED STATES

Vote not more than 1 1

| | | |
|---------------------------|-----|-------|
| Jeb Bush. | 0 | |
| Ben Carson | 4 | 1.17 |
| Chris Christie. | 1 | .29 |
| Ted Cruz. | 95 | 27.86 |
| Carly Fiorina | 1 | .29 |
| Lindsey Graham. | 0 | |
| Mike Huckabee | 1 | .29 |
| John R. Kasich. | 72 | 21.11 |
| George Pataki | 1 | .29 |
| Rand Paul | 3 | .88 |
| Marco Rubio. | 19 | 5.57 |
| Rick Santorum | 1 | .29 |
| Donald J. Trump | 136 | 39.88 |
| Uncommitted. | 7 | 2.05 |
| WRITE-IN. | 0 | |

PRECINCT REPORT
RUN DATE:03/08/16 11:16 PM

DEMOCRATIC PARTY

0018 PITTSFORD TOWNSHIP

VOTES PERCENT

PRESIDENT OF THE UNITED STATES

| | | | |
|------------------------------------|----|-------|--|
| Vote not more than 1 | 1 | | |
| Hillary Clinton | 40 | 47.62 | |
| Roque Rocky De La Fuente | 1 | 1.19 | |
| Martin J. O'Malley | 0 | | |
| Bernie Sanders. | 41 | 48.81 | |
| Uncommitted. | 2 | 2.38 | |
| WRITE-IN. | 0 | | |

0018 PITTSFORD TOWNSHIP

| | VOTES | PERCENT |
|--|-------|---------|
|--|-------|---------|

BONDING PROPOSAL I PITTSFORD AREA

| | | | |
|----------------------|-----------|-----|-------|
| Vote not more than 1 | 1 | | |
| YES | | 183 | 57.19 |
| NO. | | 137 | 42.81 |

PITTSFORD BONDING PROPOSAL II PITTSFORD AREA

| | | | |
|----------------------|-----------|-----|-------|
| Vote not more than 1 | 1 | | |
| YES | | 159 | 49.69 |
| NO. | | 161 | 50.31 |

PITTSFORD BONDING PROPOSAL III PITTSFORD AREA

| | | | |
|----------------------|-----------|-----|-------|
| Vote not more than 1 | 1 | | |
| YES | | 150 | 47.32 |
| NO. | | 167 | 52.68 |

PITTSFORD MILLAGE PROPOSAL, BUILDING AND PITTSFORD AREA

| | | | |
|----------------------|-----------|-----|-------|
| Vote not more than 1 | 1 | | |
| YES | | 168 | 52.01 |
| NO. | | 155 | 47.99 |

PRECINCT REPORT
RUN DATE:03/08/16 09:46 PM

STATISTICS

0019 RANSOM TOWNSHIP

VOTES PERCENT

| | | |
|---|-----|-------|
| REGISTERED VOTERS - TOTAL | 615 | |
| BALLOTS CAST - TOTAL. | 229 | |
| BALLOTS CAST - REPUBLICAN PARTY | 179 | 78.17 |
| BALLOTS CAST - DEMOCRATIC PARTY | 45 | 19.65 |
| BALLOTS CAST - NONPARTISAN. | 5 | 2.18 |
| VOTER TURNOUT - TOTAL | | 37.24 |

✓

0019 RANSOM TOWNSHIP

VOTES PERCENT

PRESIDENT OF THE UNITED STATES

| | | |
|---------------------------|----|-------|
| Vote not more than 1 | 1 | |
| Jeb Bush. | 1 | .56 |
| Ben Carson | 6 | 3.35 |
| Chris Christie. | 0 | |
| Ted Cruz. | 54 | 30.17 |
| Carly Fiorina | 0 | |
| Lindsey Graham. | 0 | |
| Mike Huckabee | 0 | |
| John R. Kasich. | 41 | 22.91 |
| George Pataki | 0 | |
| Rand Paul | 1 | .56 |
| Marco Rubio. | 7 | 3.91 |
| Rick Santorum | 2 | 1.12 |
| Donald J. Trump | 65 | 36.31 |
| Uncommitted. | 2 | 1.12 |
| WRITE-IN. | 0 | |

PRECINCT REPORT
RUN DATE:03/08/16 09:46 PM

DEMOCRATIC PARTY

0019 RANSOM TOWNSHIP

VOTES PERCENT

PRESIDENT OF THE UNITED STATES

Vote not more than 1 1

| | | |
|------------------------------------|----|-------|
| Hillary Clinton | 16 | 36.36 |
| Roque Rocky De La Fuente | 0 | |
| Martin J. O'Malley | 1 | 2.27 |
| Bernie Sanders. | 27 | 61.36 |
| Uncommitted. | 0 | |
| WRITE-IN. | 0 | |

PRECINCT REPORT
RUN DATE:03/08/16 09:46 PM

0019 RANSOM TOWNSHIP

VOTES PERCENT

BONDING PROPOSAL I PITTSFORD AREA

Vote not more than 1 1

| | | |
|---------------|----|-------|
| YES | 76 | 54.29 |
| NO. | 64 | 45.71 |

PITTSFORD BONDING PROPOSAL II PITTSFORD AREA

Vote not more than 1 1

| | | |
|---------------|----|-------|
| YES | 66 | 47.14 |
| NO. | 74 | 52.86 |

PITTSFORD BONDING PROPOSAL III PITTSFORD AREA

Vote not more than 1 1

| | | |
|---------------|----|-------|
| YES | 59 | 44.03 |
| NO. | 75 | 55.97 |

PITTSFORD MILLAGE PROPOSAL, BUILDING AND PITTSFORD AREA

Vote not more than 1 1

| | | |
|---------------|----|-------|
| YES | 69 | 51.11 |
| NO. | 66 | 48.89 |

PRECINCT REPORT
RUN DATE:03/08/16 10:09 PM

STATISTICS

0020 READING TOWNSHIP

VOTES PERCENT

| | | |
|---|------|-------|
| REGISTERED VOTERS - TOTAL | 1463 | |
| BALLOTS CAST - TOTAL | 421 | |
| BALLOTS CAST - REPUBLICAN PARTY | 290 | 68.88 |
| BALLOTS CAST - DEMOCRATIC PARTY | 131 | 31.12 |
| BALLOTS CAST - NONPARTISAN. | 0 | |
| VOTER TURNOUT - TOTAL | | 28.78 |

PRECINCT REPORT
RUN DATE:03/08/16 10:09 PM

REPUBLICAN PARTY

0020 READING TOWNSHIP

VOTES PERCENT

PRESIDENT OF THE UNITED STATES

| | | | |
|----------------------|-----|-------|--|
| Vote not more than 1 | 1 | | |
| Jeb Bush. | 3 | 1.03 | |
| Ben Carson | 7 | 2.41 | |
| Chris Christie. | 0 | | |
| Ted Cruz. | 61 | 21.03 | |
| Carly Fiorina | 1 | .34 | |
| Lindsey Graham. | 0 | | |
| Mike Huckabee | 1 | .34 | |
| John R. Kasich. | 62 | 21.38 | |
| George Pataki | 0 | | |
| Rand Paul | 0 | | |
| Marco Rubio. | 22 | 7.59 | |
| Rick Santorum | 0 | | |
| Donald J. Trump | 126 | 43.45 | |
| Uncommitted. | 7 | 2.41 | |
| WRITE-IN. | 0 | | |

PRECINCT REPORT
RUN DATE:03/08/16 10:09 PM

DEMOCRATIC PARTY

0020 READING TOWNSHIP

VOTES PERCENT

PRESIDENT OF THE UNITED STATES

Vote not more than 1 1

| | | |
|------------------------------------|----|-------|
| Hillary Clinton | 62 | 47.33 |
| Roque Rocky De La Fuente | 1 | .76 |
| Martin J. O'Malley | 0 | |
| Bernie Sanders. | 66 | 50.38 |
| Uncommitted. | 2 | 1.53 |
| WRITE-IN. | 0 | |

PRECINCT REPORT
RUN DATE:03/08/16 10:34 PM

STATISTICS

0021 SCIP10 TOWNSHIP

| | VOTES | PERCENT |
|---|-------|---------|
| REGISTERED VOTERS - TOTAL | 1401 | |
| BALLOTS CAST - TOTAL. | 340 | |
| BALLOTS CAST - REPUBLICAN PARTY | 252 | 74.12 |
| BALLOTS CAST - DEMOCRATIC PARTY | 88 | 25.88 |
| BALLOTS CAST - NONPARTISAN. | 0 | |
| VOTER TURNOUT - TOTAL | | 24.27 |

PRECINCT REPORT
RUN DATE:03/08/16 10:34 PM

REPUBLICAN PARTY

0021 SCIPPIO TOWNSHIP

VOTES PERCENT

PRESIDENT OF THE UNITED STATES

Vote not more than 1 1

| | | |
|---------------------------|-----|-------|
| Jeb Bush. | 0 | |
| Ben Carson | 9 | 3.57 |
| Chris Christie. | 0 | |
| Ted Cruz. | 72 | 28.57 |
| Carly Fiorina | 0 | |
| Lindsey Graham. | 0 | |
| Mike Huckabee | 0 | |
| John R. Kasich. | 41 | 16.27 |
| George Pataki | 0 | |
| Rand Paul | 0 | |
| Marco Rubio. | 16 | 6.35 |
| Rick Santorum | 0 | |
| Donald J. Trump | 114 | 45.24 |
| Uncommitted. | 0 | |
| WRITE-IN. | 0 | |

PRECINCT REPORT
RUN DATE:03/08/16 10:34 PM

DEMOCRATIC PARTY

0021 SCIPPIO TOWNSHIP

VOTES PERCENT

PRESIDENT OF THE UNITED STATES

Vote not more than 1 1

| | | |
|------------------------------------|----|-------|
| Hillary Clinton | 29 | 32.95 |
| Rogue Rocky De La Fuente | 0 | |
| Martin J. O'Malley | 0 | |
| Bernie Sanders. | 58 | 65.91 |
| Uncommitted. | 1 | 1.14 |
| WRITE-IN. | 0 | |

PRECINCT REPORT
RUN DATE:03/08/16 11:13 PM

STATISTICS

0022 SOMERSET TOWNSHIP #1

VOTES PERCENT

| | | |
|---|------|-------|
| REGISTERED VOTERS - TOTAL | 1780 | |
| BALLOTS CAST - TOTAL. | 538 | |
| BALLOTS CAST - REPUBLICAN PARTY | 361 | 67.10 |
| BALLOTS CAST - DEMOCRATIC PARTY | 177 | 32.90 |
| BALLOTS CAST - NONPARTISAN. | 0 | |
| VOTER TURNOUT - TOTAL | | 30.22 |

PRECINCT REPORT
RUN DATE:03/08/16 11:13 PM

REPUBLICAN PARTY

0022 SOMERSET TOWNSHIP #1

VOTES PERCENT

PRESIDENT OF THE UNITED STATES

| | | |
|---------------------------|-----|-------|
| Vote not more than 1 | 1 | |
| Jeb Bush. | 1 | .28 |
| Ben Carson | 12 | 3.32 |
| Chris Christie. | 1 | .28 |
| Ted Cruz. | 95 | 26.32 |
| Carly Fiorina | 0 | |
| Lindsey Graham. | 0 | |
| Mike Huckabee | 0 | |
| John R. Kasich. | 53 | 14.68 |
| George Pataki | 0 | |
| Rand Paul | 3 | .83 |
| Marco Rubio. | 26 | 7.20 |
| Rick Santorum | 1 | .28 |
| Donald J. Trump | 162 | 44.88 |
| Uncommitted. | 7 | 1.94 |
| WRITE-IN. | 0 | |

PRECINCT REPORT
RUN DATE:03/08/16 11:13 PM

DEMOCRATIC PARTY

0022 SOMERSET TOWNSHIP #1

VOTES PERCENT

PRESIDENT OF THE UNITED STATES

Vote not more than 1 1

| | | |
|------------------------------------|-----|-------|
| Hillary Clinton | 62 | 35.03 |
| Roque Rocky De La Fuente | 0 | |
| Martin J. O'Malley | 0 | |
| Bernie Sanders. | 111 | 62.71 |
| Uncommitted. | 4 | 2.26 |
| WRITE-IN. | 0 | |

PRECINCT REPORT
RUN DATE:03/08/16 11:16 PM

STATISTICS

0023 SOMERSET TOWNSHIP #2

VOTES PERCENT

| | | |
|---|------|-------|
| REGISTERED VOTERS - TOTAL | 1823 | |
| BALLOTS CAST - TOTAL. | 626 | |
| BALLOTS CAST - REPUBLICAN PARTY | 444 | 70.93 |
| BALLOTS CAST - DEMOCRATIC PARTY | 182 | 29.07 |
| BALLOTS CAST - NONPARTISAN. | 0 | |
| VOTER TURNOUT - TOTAL | | 34.34 |

PRECINCT REPORT
RUN DATE:03/08/16 11:16 PM

REPUBLICAN PARTY

0023 SOMERSET TOWNSHIP #2

VOTES PERCENT

PRESIDENT OF THE UNITED STATES

Vote not more than 1 1

| | | |
|---------------------------|-----|-------|
| Jeb Bush. | 5 | 1.13 |
| Ben Carson | 9 | 2.03 |
| Chris Christie. | 1 | .23 |
| Ted Cruz. | 99 | 22.30 |
| Carly Fiorina | 0 | |
| Lindsey Graham. | 0 | |
| Mike Huckabee | 0 | |
| John R. Kasich. | 84 | 18.92 |
| George Pataki | 1 | .23 |
| Rand Paul | 2 | .45 |
| Marco Rubio. | 40 | 9.01 |
| Rick Santorum | 1 | .23 |
| Donald J. Trump | 198 | 44.59 |
| Uncommitted. | 4 | .90 |
| WRITE-IN. | 0 | |

PRECINCT REPORT
RUN DATE:03/08/16 11:16 PM

DEMOCRATIC PARTY

0023 SOMERSET TOWNSHIP #2

VOTES PERCENT

PRESIDENT OF THE UNITED STATES

| | | |
|------------------------------------|----|-------|
| Vote not more than 1 | 1 | |
| Hillary Clinton | 80 | 43.96 |
| Roque Rocky De La Fuente | 2 | 1.10 |
| Martin J. O'Malley | 1 | .55 |
| Bernie Sanders. | 97 | 53.30 |
| Uncommitted. | 2 | 1.10 |
| WRITE-IN. | 0 | |

PRECINCT REPORT
RUN DATE:03/08/16 10:04 PM

STATISTICS

0024 WHEATLAND TOWNSHIP

VOTES PERCENT

| | | |
|---|-------|-------|
| REGISTERED VOTERS - TOTAL | 989 | |
| BALLOTS CAST - TOTAL | 323 | |
| BALLOTS CAST - REPUBLICAN PARTY | 243 | 75.23 |
| BALLOTS CAST - DEMOCRATIC PARTY | 77 | 23.84 |
| BALLOTS CAST - NONPARTISAN. | 3 | .93 |
| VOTER TURNOUT - TOTAL | 32.66 | |

PRECINCT REPORT
RUN DATE:03/08/16 10:04 PM

REPUBLICAN PARTY

0024 WHEATLAND TOWNSHIP

VOTES PERCENT

PRESIDENT OF THE UNITED STATES

| | | |
|---------------------------|----|-------|
| Vote not more than 1 1 | | |
| Jeb Bush. | 1 | .42 |
| Ben Carson | 8 | 3.33 |
| Chris Christie. | 2 | .83 |
| Ted Cruz. | 76 | 31.67 |
| Carly Fiorina | 0 | |
| Lindsey Graham. | 0 | |
| Mike Huckabee | 0 | |
| John R. Kasich. | 38 | 15.83 |
| George Pataki | 0 | |
| Rand Paul | 2 | .83 |
| Marco Rubio. | 16 | 6.67 |
| Rick Santorum | 0 | |
| Donald J. Trump | 95 | 39.58 |
| Uncommitted. | 2 | .83 |
| WRITE-IN. | 0 | |

PRECINCT REPORT
RUN DATE:03/08/16 10:04 PM

DEMOCRATIC PARTY

0024 WHEATLAND TOWNSHIP

VOTES PERCENT

PRESIDENT OF THE UNITED STATES

Vote not more than 1 1

| | | |
|------------------------------------|----|-------|
| Hillary Clinton | 28 | 36.36 |
| Roque Rocky De La Fuente | 0 | |
| Martin J. O'Malley | 0 | |
| Bernie Sanders. | 47 | 61.04 |
| Uncommitted. | 2 | 2.60 |
| WRITE-IN. | 0 | |

0024 WHEATLAND TOWNSHIP

VOTES PERCENT

BONDING PROPOSAL I PITTSFORD AREA

| | | |
|------------------------|----|-------|
| Vote not more than 1 1 | | |
| YES | 60 | 61.86 |
| NO. | 37 | 38.14 |

PITTSFORD BONDING PROPOSAL II PITTSFORD AREA

| | | |
|------------------------|----|-------|
| Vote not more than 1 1 | | |
| YES | 45 | 45.92 |
| NO. | 53 | 54.08 |

PITTSFORD BONDING PROPOSAL III PITTSFORD AREA

| | | |
|------------------------|----|-------|
| Vote not more than 1 1 | | |
| YES | 41 | 44.57 |
| NO. | 51 | 55.43 |

PITTSFORD MILLAGE PROPOSAL, BUILDING AND PITTSFORD AREA

| | | |
|------------------------|----|-------|
| Vote not more than 1 1 | | |
| YES | 48 | 51.06 |
| NO. | 46 | 48.94 |

PRECINCT REPORT
RUN DATE:03/08/16 10:32 PM

STATISTICS

0025 WOODBRIDGE TOWNSHIP

VOTES PERCENT

| | | |
|---|-------|-------|
| REGISTERED VOTERS - TOTAL | 690 | |
| BALLOTS CAST - TOTAL. | 186 | |
| BALLOTS CAST - REPUBLICAN PARTY | 156 | 83.87 |
| BALLOTS CAST - DEMOCRATIC PARTY | 30 | 16.13 |
| BALLOTS CAST - NONPARTISAN. | 0 | |
| VOTER TURNOUT - TOTAL | 26.96 | |

PRECINCT REPORT
RUN DATE:03/08/16 10:32 PM

REPUBLICAN PARTY

0025 WOODBRIDGE TOWNSHIP

VOTES PERCENT

PRESIDENT OF THE UNITED STATES

Vote not more than 1 1

| | | |
|---------------------------|----|-------|
| Jeb Bush. | 1 | .64 |
| Ben Carson | 7 | 4.49 |
| Chris Christie. | 0 | |
| Ted Cruz. | 43 | 27.56 |
| Carly Fiorina | 1 | .64 |
| Lindsey Graham. | 0 | |
| Mike Huckabee | 1 | .64 |
| John R. Kasich. | 23 | 14.74 |
| George Pataki | 0 | |
| Rand Paul | 0 | |
| Marco Rubio. | 5 | 3.21 |
| Rick Santorum | 2 | 1.28 |
| Donald J. Trump | 70 | 44.87 |
| Uncommitted. | 3 | 1.92 |
| WRITE-IN. | 0 | |

PRECINCT REPORT
RUN DATE:03/08/16 10:32 PM

DEMOCRATIC PARTY

0025 WOODBRIDGE TOWNSHIP

VOTES PERCENT

PRESIDENT OF THE UNITED STATES

Vote not more than 1 1

| | | |
|------------------------------------|----|-------|
| Hillary Clinton | 12 | 40.00 |
| Roque Rocky De La Fuente | 0 | |
| Martin J. O'Malley | 0 | |
| Bernie Sanders. | 18 | 60.00 |
| Uncommitted. | 0 | |
| WRITE-IN. | 0 | |

PRECINCT REPORT
RUN DATE:03/08/16 11:17 PM

STATISTICS

0026 WRIGHT TOWNSHIP

VOTES PERCENT

| | | |
|---|-------|-------|
| REGISTERED VOTERS - TOTAL | 1164 | |
| BALLOTS CAST - TOTAL | 342 | |
| BALLOTS CAST - REPUBLICAN PARTY | 273 | 79.82 |
| BALLOTS CAST - DEMOCRATIC PARTY | 66 | 19.30 |
| BALLOTS CAST - NONPARTISAN | 3 | .88 |
| VOTER TURNOUT - TOTAL | 29.38 | |

PRECINCT REPORT
RUN QATE:03/08/16 11:17 PM

REPUBLICAN PARTY

0026 WRIGHT TOWNSHIP

VOTES PERCENT

PRESIDENT OF THE UNITED STATES

Vote not more than 1 1

| | | |
|---------------------------|-----|-------|
| Jeb Bush. | 0 | |
| Ben Carson | 7 | 2.56 |
| Chris Christie. | 0 | |
| Ted Cruz. | 94 | 34.43 |
| Carly Fiorina | 0 | |
| Lindsey Graham. | 0 | |
| Mike Huckabee | 1 | .37 |
| John R. Kasich. | 52 | 19.05 |
| George Pataki | 1 | .37 |
| Rand Paul | 1 | .37 |
| Marco Rubio. | 6 | 2.20 |
| Rick Santorum | 0 | |
| Donald J. Trump | 105 | 38.46 |
| Uncommitted. | 6 | 2.20 |
| WRITE-IN. | 0 | |

PRECINCT REPORT
RUN DATE:03/08/16 11:17 PM

DEMOCRATIC PARTY

0026 WRIGHT TOWNSHIP

VOTES PERCENT

PRESIDENT OF THE UNITED STATES

Vote not more than 1 1

| | | |
|------------------------------------|----|-------|
| Hillary Clinton | 20 | 30.30 |
| Roque Rocky De La Fuente | 0 | |
| Martin J. O'Malley | 0 | |
| Bernie Sanders. | 41 | 62.12 |
| Uncommitted. | 5 | 7.58 |
| WRITE-IN. | 0 | |

RUN DATE:03/08/16 11:17 PM

| | VOTES | PERCENT |
|----------------------------|-------|---------|
| 1. <i>Mr. [redacted]</i> | 10 | 100 |
| 2. <i>Mr. [redacted]</i> | 0 | 0 |
| 3. <i>Mr. [redacted]</i> | 0 | 0 |
| 4. <i>Mr. [redacted]</i> | 0 | 0 |
| 5. <i>Mr. [redacted]</i> | 0 | 0 |
| 6. <i>Mr. [redacted]</i> | 0 | 0 |
| 7. <i>Mr. [redacted]</i> | 0 | 0 |
| 8. <i>Mr. [redacted]</i> | 0 | 0 |
| 9. <i>Mr. [redacted]</i> | 0 | 0 |
| 10. <i>Mr. [redacted]</i> | 0 | 0 |
| 11. <i>Mr. [redacted]</i> | 0 | 0 |
| 12. <i>Mr. [redacted]</i> | 0 | 0 |
| 13. <i>Mr. [redacted]</i> | 0 | 0 |
| 14. <i>Mr. [redacted]</i> | 0 | 0 |
| 15. <i>Mr. [redacted]</i> | 0 | 0 |
| 16. <i>Mr. [redacted]</i> | 0 | 0 |
| 17. <i>Mr. [redacted]</i> | 0 | 0 |
| 18. <i>Mr. [redacted]</i> | 0 | 0 |
| 19. <i>Mr. [redacted]</i> | 0 | 0 |
| 20. <i>Mr. [redacted]</i> | 0 | 0 |
| 21. <i>Mr. [redacted]</i> | 0 | 0 |
| 22. <i>Mr. [redacted]</i> | 0 | 0 |
| 23. <i>Mr. [redacted]</i> | 0 | 0 |
| 24. <i>Mr. [redacted]</i> | 0 | 0 |
| 25. <i>Mr. [redacted]</i> | 0 | 0 |
| 26. <i>Mr. [redacted]</i> | 0 | 0 |
| 27. <i>Mr. [redacted]</i> | 0 | 0 |
| 28. <i>Mr. [redacted]</i> | 0 | 0 |
| 29. <i>Mr. [redacted]</i> | 0 | 0 |
| 30. <i>Mr. [redacted]</i> | 0 | 0 |
| 31. <i>Mr. [redacted]</i> | 0 | 0 |
| 32. <i>Mr. [redacted]</i> | 0 | 0 |
| 33. <i>Mr. [redacted]</i> | 0 | 0 |
| 34. <i>Mr. [redacted]</i> | 0 | 0 |
| 35. <i>Mr. [redacted]</i> | 0 | 0 |
| 36. <i>Mr. [redacted]</i> | 0 | 0 |
| 37. <i>Mr. [redacted]</i> | 0 | 0 |
| 38. <i>Mr. [redacted]</i> | 0 | 0 |
| 39. <i>Mr. [redacted]</i> | 0 | 0 |
| 40. <i>Mr. [redacted]</i> | 0 | 0 |
| 41. <i>Mr. [redacted]</i> | 0 | 0 |
| 42. <i>Mr. [redacted]</i> | 0 | 0 |
| 43. <i>Mr. [redacted]</i> | 0 | 0 |
| 44. <i>Mr. [redacted]</i> | 0 | 0 |
| 45. <i>Mr. [redacted]</i> | 0 | 0 |
| 46. <i>Mr. [redacted]</i> | 0 | 0 |
| 47. <i>Mr. [redacted]</i> | 0 | 0 |
| 48. <i>Mr. [redacted]</i> | 0 | 0 |
| 49. <i>Mr. [redacted]</i> | 0 | 0 |
| 50. <i>Mr. [redacted]</i> | 0 | 0 |
| 51. <i>Mr. [redacted]</i> | 0 | 0 |
| 52. <i>Mr. [redacted]</i> | 0 | 0 |
| 53. <i>Mr. [redacted]</i> | 0 | 0 |
| 54. <i>Mr. [redacted]</i> | 0 | 0 |
| 55. <i>Mr. [redacted]</i> | 0 | 0 |
| 56. <i>Mr. [redacted]</i> | 0 | 0 |
| 57. <i>Mr. [redacted]</i> | 0 | 0 |
| 58. <i>Mr. [redacted]</i> | 0 | 0 |
| 59. <i>Mr. [redacted]</i> | 0 | 0 |
| 60. <i>Mr. [redacted]</i> | 0 | 0 |
| 61. <i>Mr. [redacted]</i> | 0 | 0 |
| 62. <i>Mr. [redacted]</i> | 0 | 0 |
| 63. <i>Mr. [redacted]</i> | 0 | 0 |
| 64. <i>Mr. [redacted]</i> | 0 | 0 |
| 65. <i>Mr. [redacted]</i> | 0 | 0 |
| 66. <i>Mr. [redacted]</i> | 0 | 0 |
| 67. <i>Mr. [redacted]</i> | 0 | 0 |
| 68. <i>Mr. [redacted]</i> | 0 | 0 |
| 69. <i>Mr. [redacted]</i> | 0 | 0 |
| 70. <i>Mr. [redacted]</i> | 0 | 0 |
| 71. <i>Mr. [redacted]</i> | 0 | 0 |
| 72. <i>Mr. [redacted]</i> | 0 | 0 |
| 73. <i>Mr. [redacted]</i> | 0 | 0 |
| 74. <i>Mr. [redacted]</i> | 0 | 0 |
| 75. <i>Mr. [redacted]</i> | 0 | 0 |
| 76. <i>Mr. [redacted]</i> | 0 | 0 |
| 77. <i>Mr. [redacted]</i> | 0 | 0 |
| 78. <i>Mr. [redacted]</i> | 0 | 0 |
| 79. <i>Mr. [redacted]</i> | 0 | 0 |
| 80. <i>Mr. [redacted]</i> | 0 | 0 |
| 81. <i>Mr. [redacted]</i> | 0 | 0 |
| 82. <i>Mr. [redacted]</i> | 0 | 0 |
| 83. <i>Mr. [redacted]</i> | 0 | 0 |
| 84. <i>Mr. [redacted]</i> | 0 | 0 |
| 85. <i>Mr. [redacted]</i> | 0 | 0 |
| 86. <i>Mr. [redacted]</i> | 0 | 0 |
| 87. <i>Mr. [redacted]</i> | 0 | 0 |
| 88. <i>Mr. [redacted]</i> | 0 | 0 |
| 89. <i>Mr. [redacted]</i> | 0 | 0 |
| 90. <i>Mr. [redacted]</i> | 0 | 0 |
| 91. <i>Mr. [redacted]</i> | 0 | 0 |
| 92. <i>Mr. [redacted]</i> | 0 | 0 |
| 93. <i>Mr. [redacted]</i> | 0 | 0 |
| 94. <i>Mr. [redacted]</i> | 0 | 0 |
| 95. <i>Mr. [redacted]</i> | 0 | 0 |
| 96. <i>Mr. [redacted]</i> | 0 | 0 |
| 97. <i>Mr. [redacted]</i> | 0 | 0 |
| 98. <i>Mr. [redacted]</i> | 0 | 0 |
| 99. <i>Mr. [redacted]</i> | 0 | 0 |
| 100. <i>Mr. [redacted]</i> | 0 | 0 |

Vote not more than 1 1

[illegible]

Vote not more than 1 1

[illegible]

Vote not more than 1 1

[illegible]

Vote not more than 1 1

| | | | | | | | | | | | | | | | |
|------------|---|---|---|---|---|---|---|---|---|---|---|---|---|-----------|--------------|
| YES | . | . | . | . | . | . | . | . | . | . | . | . | . | 24 | 55.81 |
| NO. | . | . | . | . | . | . | . | . | . | . | . | . | . | 19 | 44.19 |

PRECINCT REPORT
RUN DATE:03/08/16 11:00 PM

STATISTICS

0001 CITY OF HILLSDALE #1

VOTES PERCENT

| | | |
|---|------|-------|
| REGISTERED VOTERS - TOTAL | 1023 | |
| BALLOTS CAST - TOTAL | 338 | |
| BALLOTS CAST - REPUBLICAN PARTY | 260 | 76.92 |
| BALLOTS CAST - DEMOCRATIC PARTY | 78 | 23.08 |
| BALLOTS CAST - NONPARTISAN | 0 | |
| VOTER TURNOUT - TOTAL | | 33.04 |

PRECINCT REPORT
RUN DATE:03/08/16 11:00 PM

REPUBLICAN PARTY

0001 CITY OF HILLSDALE #1

VOTES PERCENT

PRESIDENT OF THE UNITED STATES

Vote not more than 1 1

| | | |
|---------------------------|----|-------|
| Jeb Bush. | 1 | .38 |
| Ben Carson | 6 | 2.31 |
| Chris Christie. | 1 | .38 |
| Ted Cruz. | 97 | 37.31 |
| Carly Fiorina | 0 | |
| Lindsey Graham. | 0 | |
| Mike Huckabee | 1 | .38 |
| John R. Kasich. | 45 | 17.31 |
| George Pataki | 0 | |
| Rand Paul | 0 | |
| Marco Rubio. | 30 | 11.54 |
| Rick Santorum | 0 | |
| Donald J. Trump | 77 | 29.62 |
| Uncommitted. | 2 | .77 |
| WRITE-IN. | 0 | |

PRECINCT REPORT
RUN DATE:03/08/16 11:00 PM

DEMOCRATIC PARTY

0001 CITY OF HILLSDALE #1

VOTES PERCENT

PRESIDENT OF THE UNITED STATES

Vote not more than 1 1

| | | |
|------------------------------------|----|-------|
| Hillary Clinton | 30 | 38.46 |
| Roque Rocky De La Fuente | 0 | |
| Martin J. O'Malley | 0 | |
| Bernie Sanders. | 46 | 58.97 |
| Uncommitted. | 2 | 2.56 |
| WRITE-IN. | 0 | |

PRECINCT REPORT
RUN DATE:03/08/16 10:58 PM

STATISTICS

0002 CITY OF HILLSDALE #2

| | VOTES | PERCENT |
|---|-------|---------|
| REGISTERED VOTERS - TOTAL | 1045 | |
| BALLOTS CAST - TOTAL. | 214 | |
| BALLOTS CAST - REPUBLICAN PARTY | 170 | 79.44 |
| BALLOTS CAST - DEMOCRATIC PARTY | 44 | 20.56 |
| BALLOTS CAST - NONPARTISAN. | 0 | |
| VOTER TURNOUT - TOTAL | | 20.48 |

PRECINCT REPORT
RUN DATE:03/08/16 10:58 PM

REPUBLICAN PARTY

0002 CITY OF HILLSDALE #2

VOTES PERCENT

PRESIDENT OF THE UNITED STATES

Vote not more than 1 1

| | | |
|---------------------------|----|-------|
| Jeb Bush. | 2 | 1.18 |
| Ben Carson | 10 | 5.88 |
| Chris Christie. | 3 | 1.76 |
| Ted Cruz. | 65 | 38.24 |
| Carly Fiorina | 0 | |
| Lindsey Graham. | 0 | |
| Mike Huckabee | 0 | |
| John R. Kasich. | 29 | 17.06 |
| George Pataki | 0 | |
| Rand Paul | 0 | |
| Marco Rubio. | 13 | 7.65 |
| Rick Santorum | 0 | |
| Donald J. Trump | 47 | 27.65 |
| Uncommitted. | 1 | .59 |
| WRITE-IN. | 0 | |

PRECINCT REPORT
RUN DATE:03/08/16 10:58 PM

DEMOCRATIC PARTY

0002 CITY OF HILLSDALE #2

VOTES PERCENT

PRESIDENT OF THE UNITED STATES

Vote not more than 1 1

| | | |
|------------------------------------|----|-------|
| Hillary Clinton | 16 | 36.36 |
| Roque Rocky De La Fuente | 0 | |
| Martin J. O'Malley | 0 | |
| Bernie Sanders. | 26 | 59.09 |
| Uncommitted. | 1 | 2.27 |
| WRITE-IN. | 1 | 2.27 |

PRECINCT REPORT
RUN DATE:03/08/16 10:59 PM

STATISTICS

0003 CITY OF HILLSDALE #3

VOTES PERCENT

| | | |
|---|------|-------|
| REGISTERED VOTERS - TOTAL | 1413 | |
| BALLOTS CAST - TOTAL | 385 | |
| BALLOTS CAST - REPUBLICAN PARTY | 276 | 71.69 |
| BALLOTS CAST - DEMOCRATIC PARTY | 109 | 28.31 |
| BALLOTS CAST - NONPARTISAN. | 0 | |
| VOTER TURNOUT - TOTAL | | 27.25 |

PRECINCT REPORT
RUN DATE:03/08/16 10:59 PM

REPUBLICAN PARTY

0003 CITY OF HILLSDALE #3

VOTES PERCENT

PRESIDENT OF THE UNITED STATES

Vote not more than 1 1

| | | |
|---------------------------|----|-------|
| Jeb Bush. | 2 | .72 |
| Ben Carson | 15 | 5.43 |
| Chris Christie. | 0 | |
| Ted Cruz. | 87 | 31.52 |
| Carly Fiorina | 0 | |
| Lindsey Graham. | 0 | |
| Mike Huckabee | 0 | |
| John R. Kasich. | 57 | 20.65 |
| George Pataki | 1 | .36 |
| Rand Paul | 0 | |
| Marco Rubio. | 23 | 8.33 |
| Rick Santorum | 0 | |
| Donald J. Trump | 87 | 31.52 |
| Uncommitted. | 3 | 1.09 |
| WRITE-IN. | 1 | .36 |

PRECINCT REPORT
RUN DATE:03/08/16 10:59 PM

DEMOCRATIC PARTY

0003 CITY OF HILLSDALE #3

VOTES PERCENT

PRESIDENT OF THE UNITED STATES

Vote not more than 1 1

| | | |
|------------------------------------|----|-------|
| Hillary Clinton | 44 | 40.74 |
| Roque Rocky De La Fuente | 0 | |
| Martin J. O'Malley | 0 | |
| Bernie Sanders. | 63 | 58.33 |
| Uncommitted. | 1 | .93 |
| WRITE-IN. | 0 | |

SUMMARY REPORT

RUN DATE:03/08/16 10:59 PM

STATISTICS

0004 City of Hillsdale #4

VOTES PERCENT

| | | |
|---------------------------------|-------|--------|
| PRECINCTS COUNTED (OF 1) | 1 | 100.00 |
| REGISTERED VOTERS - TOTAL | 1,379 | |
| BALLOTS CAST - TOTAL | 406 | |
| BALLOTS CAST - REPUBLICAN PARTY | 276 | 67.98 |
| BALLOTS CAST - DEMOCRATIC PARTY | 130 | 32.02 |
| BALLOTS CAST - NONPARTISAN | 0 | |
| VOTER TURNOUT - TOTAL | | 29.44 |

SUMMARY REPORT
RUN DATE:03/08/16 10:59 PM

REPUBLICAN PARTY

VOTES PERCENT

PRESIDENT OF THE UNITED STATES

Vote not more than 1 1

| | | |
|---------------------------|-----|-------|
| Jeb Bush. | 1 | .36 |
| Ben Carson | 3 | 1.09 |
| Chris Christie. | 1 | .36 |
| Ted Cruz. | 109 | 39.49 |
| Carly Fiorina | 0 | |
| Lindsey Graham. | 0 | |
| Mike Huckabee | 1 | .36 |
| John R. Kasich. | 51 | 18.48 |
| George Pataki | 0 | |
| Rand Paul | 2 | .72 |
| Marco Rubio. | 10 | 3.62 |
| Rick Santorum | 0 | |
| Donald J. Trump | 95 | 34.42 |
| Uncommitted. | 3 | 1.09 |
| WRITE-IN. | 0 | |

SUMMARY REPORT
RUN DATE:03/08/16 10:59 PM

DEMOCRATIC PARTY

VOTES PERCENT

PRESIDENT OF THE UNITED STATES

| | | |
|------------------------------------|----|-------|
| Vote not more than 1 | 1 | |
| Hillary Clinton | 49 | 37.69 |
| Roque Rocky De La Fuente | 0 | |
| Martin J. O'Malley | 0 | |
| Bernie Sanders. | 79 | 60.77 |
| Uncommitted. | 2 | 1.54 |
| WRITE-IN. | 0 | |

PRECINCT REPORT
RUN DATE:03/08/16 09:44 PM

STATISTICS

0005 CITY OF JONESVILLE

VOTES PERCENT

| | | |
|---|------|-------|
| REGISTERED VOTERS - TOTAL | 1652 | |
| BALLOTS CAST - TOTAL. | 486 | |
| BALLOTS CAST - REPUBLICAN PARTY | 343 | 70.58 |
| BALLOTS CAST - DEMOCRATIC PARTY | 143 | 29.42 |
| BALLOTS CAST - NONPARTISAN. | 0 | |
| VOTER TURNOUT - TOTAL | | 29.42 |

✓

PRECINCT REPORT
RUN DATE:03/08/16 09:44 PM

REPUBLICAN PARTY

0005 CITY OF JONESVILLE

VOTES PERCENT

PRESIDENT OF THE UNITED STATES

Vote not more than 1 1

| | | |
|---------------------------|-----|-------|
| Jeb Bush. | 2 | .58 |
| Ben Carson | 9 | 2.63 |
| Chris Christie. | 0 | |
| Ted Cruz. | 71 | 20.76 |
| Carly Fiorina | 0 | |
| Lindsey Graham. | 0 | |
| Mike Huckabee | 0 | |
| John R. Kasich. | 72 | 21.05 |
| George Pataki | 1 | .29 |
| Rand Paul | 0 | |
| Marco Rubio. | 32 | 9.36 |
| Rick Santorum | 0 | |
| Donald J. Trump | 147 | 42.98 |
| Uncommitted. | 8 | 2.34 |
| WRITE-IN. | 0 | |

PRECINCT REPORT
RUN DATE:03/08/16 09:44 PM

DEMOCRATIC PARTY

0005 CITY OF JONESVILLE

VOTES PERCENT

PRESIDENT OF THE UNITED STATES

| | | | |
|------------------------------------|----|-------|--|
| Vote not more than 1 | 1 | | |
| Hillary Clinton | 59 | 41.26 | |
| Roque Rocky De La Fuente | 0 | | |
| Martin J. O'Malley | 0 | | |
| Bernie Sanders. | 82 | 57.34 | |
| Uncommitted. | 2 | 1.40 | |
| WRITE-IN. | 0 | | |

PRECINCT REPORT
RUN DATE:03/08/16 10:06 PM

STATISTICS

0006 CITY OF LITCHFIELD

| | VOTES | PERCENT |
|---|-------|---------|
| REGISTERED VOTERS - TOTAL | 910 | |
| BALLOTS CAST - TOTAL | 263 | |
| BALLOTS CAST - REPUBLICAN PARTY | 196 | 74.52 |
| BALLOTS CAST - DEMOCRATIC PARTY | 67 | 25.48 |
| BALLOTS CAST - NONPARTISAN | 0 | |
| VOTER TURNOUT - TOTAL | | 28.90 |

✓

PRECINCT REPORT
RUN DATE:03/08/16 10:06 PM

REPUBLICAN PARTY

0006 CITY OF LITCHFIELD

VOTES PERCENT

PRESIDENT OF THE UNITED STATES

Vote not more than 1 1

| | | |
|---------------------------|----|-------|
| Jeb Bush. | 1 | .52 |
| Ben Carson | 2 | 1.04 |
| Chris Christie. | 0 | |
| Ted Cruz. | 48 | 24.87 |
| Carly Fiorina | 0 | |
| Lindsey Graham. | 0 | |
| Mike Huckabee | 3 | 1.55 |
| John R. Kasich. | 33 | 17.10 |
| George Pataki | 0 | |
| Rand Paul | 1 | .52 |
| Marco Rubio. | 12 | 6.22 |
| Rick Santorum | 1 | .52 |
| Donald J. Trump | 91 | 47.15 |
| Uncommitted. | 1 | .52 |
| WRITE-IN. | 0 | |

PRECINCT REPORT
RUN DATE:03/08/16 10:06 PM

DEMOCRATIC PARTY

0006 CITY OF LITCHFIELD

VOTES PERCENT

PRESIDENT OF THE UNITED STATES

Vote not more than 1 1

| | | |
|------------------------------------|----|-------|
| Hillary Clinton | 26 | 38.81 |
| Roque Rocky De La Fuente | 0 | |
| Martin J. O'Malley | 1 | 1.49 |
| Bernie Sanders. | 38 | 56.72 |
| Uncommitted. | 2 | 2.99 |
| WRITE-IN. | 0 | |

PRECINCT REPORT
RUN DATE:03/08/16 10:35 PM

STATISTICS

0007 CITY OF READING

VOTES PERCENT

| | | |
|---|-----|-------|
| REGISTERED VOTERS - TOTAL | 773 | |
| BALLOTS CAST - TOTAL | 178 | |
| BALLOTS CAST - REPUBLICAN PARTY | 114 | 64.04 |
| BALLOTS CAST - DEMOCRATIC PARTY | 64 | 35.96 |
| BALLOTS CAST - NONPARTISAN | 0 | |
| VOTER TURNOUT - TOTAL | | 23.03 |

PRECINCT REPORT
RUN DATE:03/08/16 10:35 PM

REPUBLICAN PARTY

0007 CITY OF READING

VOTES PERCENT

PRESIDENT OF THE UNITED STATES

Vote not more than 1 1

| | | |
|---------------------------|----|-------|
| Jeb Bush. | 1 | .88 |
| Ben Carson | 6 | 5.31 |
| Chris Christie. | 0 | |
| Ted Cruz. | 37 | 32.74 |
| Carly Fiorina | 1 | .88 |
| Lindsey Graham. | 0 | |
| Mike Huckabee | 0 | |
| John R. Kasich. | 17 | 15.04 |
| George Pataki | 0 | |
| Rand Paul | 1 | .88 |
| Marco Rubio. | 14 | 12.39 |
| Rick Santorum | 0 | |
| Donald J. Trump | 35 | 30.97 |
| Uncommitted. | 1 | .88 |
| WRITE-IN. | 0 | |

PRECINCT REPORT
RUN DATE:03/08/16 10:35 PM

DEMOCRATIC PARTY

0007 CITY OF READING

VOTES PERCENT

PRESIDENT OF THE UNITED STATES

Vote not more than 1 1

| | | |
|------------------------------------|----|-------|
| Hillary Clinton | 32 | 50.00 |
| Roque Rocky De La Fuente | 1 | 1.56 |
| Martin J. O'Malley | 1 | 1.56 |
| Bernie Sanders. | 29 | 45.31 |
| Uncommitted. | 1 | 1.56 |
| WRITE-IN. | 0 | |

Statement of Votes Cast
Houghton County, MI
2016 Presidential Primary
SOVC For Jurisdiction Wide, All Counters, All Races
OFFICIAL RESULTS

Date:03/09/16

Time:09:07:40

Page:1 of 12

| | TURN OUT | | |
|--------------------------------------|----------------|---------------|--------------|
| | Reg. Voters | Cards Cast | % Turnout |
| Jurisdiction Wide | | | |
| City of Hancock, Precinct 1 | 0 | 280 | |
| City of Hancock, Precinct 2 | 0 | 367 | |
| City of Hancock, Precinct 3 | 0 | 306 | |
| City of Houghton, Precinct 1 | 0 | 423 | |
| City of Houghton, Precinct 2 | 0 | 520 | |
| Adams Township, Precinct 1 | 0 | 461 | |
| Calumet Charter Township, Precinct 1 | 0 | 479 | |
| Calumet Charter Township, Precinct 2 | 0 | 285 | |
| Calumet Charter Township, Precinct 5 | 0 | 151 | |
| Calumet Charter Township, Precinct 9 | 0 | 459 | |
| Chassell Township, Precinct 1 | 0 | 540 | |
| Duncan Township, Precinct 1 | 0 | 47 | |
| Duncan Township, Precinct 2 | 0 | 35 | |
| Elm River Township, Precinct 1 | 0 | 58 | |
| Franklin Township, Precinct 1 | 0 | 266 | |
| Franklin Township, Precinct 2 | 0 | 111 | |
| Hancock Township, Precinct 1 | 0 | 130 | |
| Laird Township, Precinct 1 | 0 | 125 | |
| Osceola Township, Precinct 1 | 0 | 138 | |
| Osceola Township, Precinct 2 | 0 | 211 | |
| Osceola Township, Precinct 4 | 0 | 105 | |
| Portage Charter Township, Precinct 1 | 0 | 209 | |
| Portage Charter Township, Precinct 2 | 0 | 349 | |
| Portage Charter Township, Precinct 4 | 0 | 210 | |
| Quincy Township, Precinct 1 | 0 | 78 | |
| Schoolcraft Township, Precinct 1 | 0 | 380 | |
| Stanton Township, Precinct 1 | 0 | 323 | |
| Stanton Township, Precinct 2 | 0 | 51 | |
| Torch Lake Township, Precinct 1 | 0 | 294 | |
| Torch Lake Township, Precinct 2 | 0 | 232 | |
| Total | 0 | 7623 | |

RECEIVED/FILED
MICHIGAN DEPT OF STATE
2016 MAR 16 PM 2:36
ELECTIONS/GREAT SEAL

Statement of Votes Cast
Houghton County, MI
2016 Presidential Primary
SOVC For Jurisdiction Wide, All Counters, All Races
OFFICIAL RESULTS

Date:03/09/16

Time:09:07:40

Page:2 of 12

| | REP President | | | | | | | |
|--------------------------------------|---------------|---------------|-------------|----------------|------------------|----------------------|----------------|--|
| | Reg. Voters | Times Counted | Total Votes | Jeb Bush (REP) | Ben Carson (REP) | Chris Christie (REP) | Ted Cruz (REP) | |
| Jurisdiction Wide | | | | | | | | |
| City of Hancock, Precinct 1 | 0 | 110 | 110 | 0 0.00% | 0 0.00% | 0 0.00% | 30 27.27% | |
| City of Hancock, Precinct 2 | 0 | 180 | 180 | 1 0.56% | 2 1.11% | 0 0.00% | 53 29.44% | |
| City of Hancock, Precinct 3 | 0 | 183 | 183 | 3 1.64% | 4 2.19% | 0 0.00% | 54 29.51% | |
| City of Houghton, Precinct 1 | 0 | 194 | 192 | 1 0.52% | 1 0.52% | 1 0.52% | 54 28.13% | |
| City of Houghton, Precinct 2 | 0 | 206 | 204 | 1 0.49% | 4 1.96% | 0 0.00% | 58 28.43% | |
| Adams Township, Precinct 1 | 0 | 245 | 245 | 1 0.41% | 6 2.45% | 0 0.00% | 98 40.00% | |
| Calumet Charter Township, Precinct 1 | 0 | 276 | 276 | 2 0.72% | 5 1.81% | 0 0.00% | 98 35.51% | |
| Calumet Charter Township, Precinct 2 | 0 | 207 | 207 | 2 0.97% | 6 2.90% | 0 0.00% | 63 30.43% | |
| Calumet Charter Township, Precinct 5 | 0 | 83 | 83 | 0 0.00% | 2 2.41% | 0 0.00% | 17 20.48% | |
| Calumet Charter Township, Precinct 9 | 0 | 265 | 265 | 0 0.00% | 2 0.75% | 0 0.00% | 90 33.96% | |
| Chassell Township, Precinct 1 | 0 | 392 | 392 | 5 1.28% | 4 1.02% | 0 0.00% | 170 43.37% | |
| Duncan Township, Precinct 1 | 0 | 31 | 31 | 0 0.00% | 0 0.00% | 0 0.00% | 8 25.81% | |
| Duncan Township, Precinct 2 | 0 | 28 | 28 | 0 0.00% | 0 0.00% | 0 0.00% | 5 17.86% | |
| Elm River Township, Precinct 1 | 0 | 31 | 31 | 0 0.00% | 1 3.23% | 1 3.23% | 2 6.45% | |
| Franklin Township, Precinct 1 | 0 | 170 | 170 | 2 1.18% | 1 0.59% | 0 0.00% | 80 47.06% | |
| Franklin Township, Precinct 2 | 0 | 52 | 52 | 0 0.00% | 3 5.77% | 0 0.00% | 19 36.54% | |
| Hancock Township, Precinct 1 | 0 | 97 | 97 | 0 0.00% | 0 0.00% | 0 0.00% | 49 50.52% | |
| Laird Township, Precinct 1 | 0 | 69 | 69 | 1 1.45% | 2 2.90% | 0 0.00% | 24 34.78% | |
| Osceola Township, Precinct 1 | 0 | 80 | 80 | 0 0.00% | 0 0.00% | 0 0.00% | 20 25.00% | |
| Osceola Township, Precinct 2 | 0 | 131 | 131 | 0 0.00% | 0 0.00% | 0 0.00% | 38 29.01% | |
| Osceola Township, Precinct 4 | 0 | 73 | 73 | 0 0.00% | 0 0.00% | 0 0.00% | 36 49.32% | |
| Portage Charter Township, Precinct 1 | 0 | 126 | 126 | 0 0.00% | 2 1.59% | 1 0.79% | 36 28.57% | |
| Portage Charter Township, Precinct 2 | 0 | 192 | 192 | 1 0.52% | 3 1.56% | 1 0.52% | 71 36.98% | |
| Portage Charter Township, Precinct 4 | 0 | 126 | 126 | 0 0.00% | 2 1.59% | 1 0.79% | 43 34.13% | |
| Quincy Township, Precinct 1 | 0 | 50 | 50 | 0 0.00% | 1 2.00% | 0 0.00% | 18 36.00% | |
| Schoolcraft Township, Precinct 1 | 0 | 239 | 238 | 0 0.00% | 9 3.78% | 0 0.00% | 72 30.25% | |
| Stanton Township, Precinct 1 | 0 | 212 | 212 | 1 0.47% | 4 1.89% | 0 0.00% | 99 46.70% | |
| Stanton Township, Precinct 2 | 0 | 21 | 21 | 2 9.52% | 1 4.76% | 0 0.00% | 7 33.33% | |
| Torch Lake Township, Precinct 1 | 0 | 186 | 186 | 1 0.54% | 4 2.15% | 0 0.00% | 48 25.81% | |
| Torch Lake Township, Precinct 2 | 0 | 165 | 165 | 0 0.00% | 2 1.21% | 0 0.00% | 37 22.42% | |
| Total | 0 | 4420 | 4415 | 24 0.54% | 71 1.61% | 5 0.11% | 1497 33.91% | |

Statement of Votes Cast
Houghton County, MI
2016 Presidential Primary
SOVC For Jurisdiction Wide, All Counters, All Races
OFFICIAL RESULTS

Date:03/09/16

Time:09:07:40

Page:3 of 12

| | REP President | | | | | | | | | |
|--------------------------------------|------------------------|-------|-------------------------|-------|------------------------|-------|-------------------------|--------|------------------------|-------|
| | Carly Fiorina (REP) | | Lindsey Graham (REP) | | Mike Huckabee (REP) | | John R. Kasich (REP) | | George Pataki (REP) | |
| Jurisdiction Wide | | | | | | | | | | |
| City of Hancock, Precinct 1 | 0 | 0.00% | 0 | 0.00% | 0 | 0.00% | 37 | 33.64% | 0 | 0.00% |
| City of Hancock, Precinct 2 | 0 | 0.00% | 0 | 0.00% | 1 | 0.56% | 48 | 26.67% | 0 | 0.00% |
| City of Hancock, Precinct 3 | 0 | 0.00% | 0 | 0.00% | 0 | 0.00% | 48 | 26.23% | 0 | 0.00% |
| City of Houghton, Precinct 1 | 2 | 1.04% | 1 | 0.52% | 0 | 0.00% | 50 | 26.04% | 1 | 0.52% |
| City of Houghton, Precinct 2 | 0 | 0.00% | 0 | 0.00% | 2 | 0.98% | 43 | 21.08% | 0 | 0.00% |
| Adams Township, Precinct 1 | 0 | 0.00% | 0 | 0.00% | 0 | 0.00% | 53 | 21.63% | 0 | 0.00% |
| Calumet Charter Township, Precinct 1 | 0 | 0.00% | 0 | 0.00% | 0 | 0.00% | 44 | 15.94% | 0 | 0.00% |
| Calumet Charter Township, Precinct 2 | 1 | 0.48% | 0 | 0.00% | 0 | 0.00% | 37 | 17.87% | 0 | 0.00% |
| Calumet Charter Township, Precinct 5 | 1 | 1.20% | 0 | 0.00% | 0 | 0.00% | 15 | 18.07% | 0 | 0.00% |
| Calumet Charter Township, Precinct 9 | 0 | 0.00% | 0 | 0.00% | 0 | 0.00% | 64 | 24.15% | 0 | 0.00% |
| Chassell Township, Precinct 1 | 0 | 0.00% | 0 | 0.00% | 0 | 0.00% | 76 | 19.39% | 0 | 0.00% |
| Duncan Township, Precinct 1 | 0 | 0.00% | 0 | 0.00% | 0 | 0.00% | 6 | 19.35% | 0 | 0.00% |
| Duncan Township, Precinct 2 | 0 | 0.00% | 0 | 0.00% | 0 | 0.00% | 6 | 21.43% | 0 | 0.00% |
| Elm River Township, Precinct 1 | 0 | 0.00% | 0 | 0.00% | 0 | 0.00% | 3 | 9.68% | 0 | 0.00% |
| Franklin Township, Precinct 1 | 0 | 0.00% | 0 | 0.00% | 2 | 1.18% | 19 | 11.18% | 0 | 0.00% |
| Franklin Township, Precinct 2 | 0 | 0.00% | 0 | 0.00% | 1 | 1.92% | 10 | 19.23% | 0 | 0.00% |
| Hancock Township, Precinct 1 | 1 | 1.03% | 0 | 0.00% | 0 | 0.00% | 17 | 17.33% | 0 | 0.00% |
| Laird Township, Precinct 1 | 0 | 0.00% | 0 | 0.00% | 1 | 1.45% | 13 | 18.84% | 1 | 1.45% |
| Osceola Township, Precinct 1 | 0 | 0.00% | 1 | 1.25% | 0 | 0.00% | 13 | 16.25% | 0 | 0.00% |
| Osceola Township, Precinct 2 | 0 | 0.00% | 0 | 0.00% | 0 | 0.00% | 31 | 23.66% | 0 | 0.00% |
| Osceola Township, Precinct 4 | 0 | 0.00% | 0 | 0.00% | 0 | 0.00% | 8 | 10.96% | 0 | 0.00% |
| Portage Charter Township, Precinct 1 | 0 | 0.00% | 0 | 0.00% | 0 | 0.00% | 31 | 24.60% | 0 | 0.00% |
| Portage Charter Township, Precinct 2 | 0 | 0.00% | 0 | 0.00% | 0 | 0.00% | 45 | 23.44% | 0 | 0.00% |
| Portage Charter Township, Precinct 4 | 0 | 0.00% | 0 | 0.00% | 0 | 0.00% | 29 | 23.02% | 0 | 0.00% |
| Quincy Township, Precinct 1 | 0 | 0.00% | 0 | 0.00% | 0 | 0.00% | 9 | 18.00% | 0 | 0.00% |
| Schoolcraft Township, Precinct 1 | 1 | 0.42% | 1 | 0.42% | 0 | 0.00% | 47 | 19.75% | 0 | 0.00% |
| Stanton Township, Precinct 1 | 0 | 0.00% | 0 | 0.00% | 0 | 0.00% | 38 | 17.92% | 1 | 0.47% |
| Stanton Township, Precinct 2 | 0 | 0.00% | 0 | 0.00% | 0 | 0.00% | 7 | 33.33% | 0 | 0.00% |
| Torch Lake Township, Precinct 1 | 2 | 1.08% | 0 | 0.00% | 0 | 0.00% | 37 | 19.89% | 0 | 0.00% |
| Torch Lake Township, Precinct 2 | 1 | 0.61% | 0 | 0.00% | 0 | 0.00% | 42 | 25.45% | 0 | 0.00% |
| Total | 9 | 0.20% | 3 | 0.07% | 7 | 0.16% | 926 | 20.97% | 3 | 0.07% |

Statement of Votes Cast
Houghton County, MI
2016 Presidential Primary
SOVC For Jurisdiction Wide, All Counters, All Races
OFFICIAL RESULTS

Date:03/09/16

Time:09:07:40

Page:4 of 12

| | REP President | | | | | | | | | |
|--------------------------------------|-----------------|-------|-------------------|--------|---------------------|-------|-----------------------|--------|-------------|-------|
| | Rand Paul (REP) | | Marco Rubio (REP) | | Rick Santorum (REP) | | Donald J. Trump (REP) | | Uncommitted | |
| Jurisdiction Wide | | | | | | | | | | |
| City of Hancock, Precinct 1 | 1 | 0.91% | 15 | 13.64% | 0 | 0.00% | 26 | 23.64% | 1 | 0.91% |
| City of Hancock, Precinct 2 | 0 | 0.00% | 23 | 12.78% | 0 | 0.00% | 52 | 28.89% | 0 | 0.00% |
| City of Hancock, Precinct 3 | 1 | 0.55% | 15 | 8.20% | 0 | 0.00% | 56 | 30.60% | 2 | 1.09% |
| City of Houghton, Precinct 1 | 2 | 1.04% | 33 | 17.19% | 0 | 0.00% | 44 | 22.92% | 2 | 1.04% |
| City of Houghton, Precinct 2 | 1 | 0.49% | 33 | 16.18% | 0 | 0.00% | 60 | 29.41% | 2 | 0.98% |
| Adams Township, Precinct 1 | 0 | 0.00% | 15 | 6.12% | 0 | 0.00% | 71 | 28.98% | 1 | 0.41% |
| Calumet Charter Township, Precinct 1 | 1 | 0.36% | 19 | 6.88% | 0 | 0.00% | 99 | 35.87% | 8 | 2.90% |
| Calumet Charter Township, Precinct 2 | 0 | 0.00% | 12 | 5.80% | 0 | 0.00% | 84 | 40.58% | 2 | 0.97% |
| Calumet Charter Township, Precinct 5 | 0 | 0.00% | 11 | 13.25% | 0 | 0.00% | 36 | 43.37% | 1 | 1.20% |
| Calumet Charter Township, Precinct 9 | 4 | 1.51% | 26 | 9.81% | 1 | 0.38% | 73 | 27.55% | 5 | 1.89% |
| Chassell Township, Precinct 1 | 0 | 0.00% | 31 | 7.91% | 1 | 0.26% | 104 | 26.53% | 1 | 0.26% |
| Duncan Township, Precinct 1 | 0 | 0.00% | 3 | 9.68% | 0 | 0.00% | 14 | 45.16% | 0 | 0.00% |
| Duncan Township, Precinct 2 | 0 | 0.00% | 0 | 0.00% | 0 | 0.00% | 17 | 60.71% | 0 | 0.00% |
| Elm River Township, Precinct 1 | 0 | 0.00% | 3 | 9.68% | 0 | 0.00% | 20 | 64.52% | 0 | 0.00% |
| Franklin Township, Precinct 1 | 0 | 0.00% | 20 | 11.76% | 1 | 0.59% | 45 | 26.47% | 0 | 0.00% |
| Franklin Township, Precinct 2 | 0 | 0.00% | 5 | 9.62% | 0 | 0.00% | 14 | 26.92% | 0 | 0.00% |
| Hancock Township, Precinct 1 | 2 | 2.06% | 11 | 11.34% | 0 | 0.00% | 17 | 17.53% | 0 | 0.00% |
| Laird Township, Precinct 1 | 0 | 0.00% | 4 | 5.80% | 0 | 0.00% | 23 | 33.33% | 0 | 0.00% |
| Osceola Township, Precinct 1 | 0 | 0.00% | 7 | 8.75% | 0 | 0.00% | 39 | 48.75% | 0 | 0.00% |
| Osceola Township, Precinct 2 | 0 | 0.00% | 12 | 9.16% | 0 | 0.00% | 49 | 37.40% | 1 | 0.76% |
| Osceola Township, Precinct 4 | 0 | 0.00% | 5 | 6.85% | 0 | 0.00% | 23 | 31.51% | 1 | 1.37% |
| Portage Charter Township, Precinct 1 | 3 | 2.38% | 20 | 15.87% | 0 | 0.00% | 33 | 26.19% | 0 | 0.00% |
| Portage Charter Township, Precinct 2 | 2 | 1.04% | 20 | 10.42% | 0 | 0.00% | 49 | 25.52% | 0 | 0.00% |
| Portage Charter Township, Precinct 4 | 0 | 0.00% | 6 | 4.76% | 1 | 0.79% | 44 | 34.92% | 0 | 0.00% |
| Quincy Township, Precinct 1 | 0 | 0.00% | 6 | 12.00% | 1 | 2.00% | 15 | 30.00% | 0 | 0.00% |
| Schoolcraft Township, Precinct 1 | 0 | 0.00% | 33 | 13.87% | 0 | 0.00% | 73 | 30.67% | 2 | 0.84% |
| Stanton Township, Precinct 1 | 0 | 0.00% | 14 | 6.60% | 1 | 0.47% | 53 | 25.00% | 1 | 0.47% |
| Stanton Township, Precinct 2 | 0 | 0.00% | 0 | 0.00% | 0 | 0.00% | 4 | 19.05% | 0 | 0.00% |
| Torch Lake Township, Precinct 1 | 0 | 0.00% | 21 | 11.29% | 0 | 0.00% | 72 | 38.71% | 1 | 0.54% |
| Torch Lake Township, Precinct 2 | 0 | 0.00% | 16 | 9.70% | 0 | 0.00% | 66 | 40.00% | 1 | 0.61% |
| Total | 17 | 0.39% | 439 | 9.94% | 6 | 0.14% | 1375 | 31.14% | 32 | 0.72% |

Statement of Votes Cast
Houghton County, MI
2016 Presidential Primary
SOVC For Jurisdiction Wide, All Counters, All Races
OFFICIAL RESULTS

Date:03/09/16

Time:09:07:40

Page:5 of 12

| | REP President | |
|--------------------------------------|----------------|-------|
| | Write-In Votes | |
| Jurisdiction Wide | | |
| City of Hancock, Precinct 1 | 0 | 0.00% |
| City of Hancock, Precinct 2 | 0 | 0.00% |
| City of Hancock, Precinct 3 | 0 | 0.00% |
| City of Houghton, Precinct 1 | 0 | 0.00% |
| City of Houghton, Precinct 2 | 0 | 0.00% |
| Adams Township, Precinct 1 | 0 | 0.00% |
| Calumet Charter Township, Precinct 1 | 0 | 0.00% |
| Calumet Charter Township, Precinct 2 | 0 | 0.00% |
| Calumet Charter Township, Precinct 5 | 0 | 0.00% |
| Calumet Charter Township, Precinct 9 | 0 | 0.00% |
| Chassell Township, Precinct 1 | 0 | 0.00% |
| Duncan Township, Precinct 1 | 0 | 0.00% |
| Duncan Township, Precinct 2 | 0 | 0.00% |
| Elm River Township, Precinct 1 | 1 | 3.23% |
| Franklin Township, Precinct 1 | 0 | 0.00% |
| Franklin Township, Precinct 2 | 0 | 0.00% |
| Hancock Township, Precinct 1 | 0 | 0.00% |
| Laird Township, Precinct 1 | 0 | 0.00% |
| Osceola Township, Precinct 1 | 0 | 0.00% |
| Osceola Township, Precinct 2 | 0 | 0.00% |
| Osceola Township, Precinct 4 | 0 | 0.00% |
| Portage Charter Township, Precinct 1 | 0 | 0.00% |
| Portage Charter Township, Precinct 2 | 0 | 0.00% |
| Portage Charter Township, Precinct 4 | 0 | 0.00% |
| Quincy Township, Precinct 1 | 0 | 0.00% |
| Schoolcraft Township, Precinct 1 | 0 | 0.00% |
| Stanton Township, Precinct 1 | 0 | 0.00% |
| Stanton Township, Precinct 2 | 0 | 0.00% |
| Torch Lake Township, Precinct 1 | 0 | 0.00% |
| Torch Lake Township, Precinct 2 | 0 | 0.00% |
| Total | 1 | 0.02% |

Statement of Votes Cast
Houghton County, MI
2016 Presidential Primary
SOVC For Jurisdiction Wide, All Counters, All Races
OFFICIAL RESULTS

Date:03/09/16

Time:09:07:40

Page:6 of 12

| | DEM President | | | | | | | |
|--------------------------------------|---------------|---------------|-------------|-----------------------|--------------------------|--------------------------|----------------------|--|
| | Reg. Voters | Times Counted | Total Votes | Hillary Clinton (DEM) | Rocky De La Fuente (DEM) | Martin J. O'Malley (DEM) | Bernie Sanders (DEM) | |
| Jurisdiction Wide | | | | | | | | |
| City of Hancock, Precinct 1 | 0 | 170 | 170 | 47 27.65% | 0 0.00% | 0 0.00% | 123 72.35% | |
| City of Hancock, Precinct 2 | 0 | 187 | 187 | 50 26.74% | 0 0.00% | 0 0.00% | 137 73.26% | |
| City of Hancock, Precinct 3 | 0 | 123 | 123 | 48 39.02% | 0 0.00% | 0 0.00% | 73 59.35% | |
| City of Houghton, Precinct 1 | 0 | 229 | 227 | 88 38.77% | 0 0.00% | 0 0.00% | 135 59.47% | |
| City of Houghton, Precinct 2 | 0 | 311 | 308 | 115 37.34% | 0 0.00% | 0 0.00% | 190 61.69% | |
| Adams Township, Precinct 1 | 0 | 216 | 216 | 86 39.81% | 0 0.00% | 0 0.00% | 127 58.80% | |
| Calumet Charter Township, Precinct 1 | 0 | 203 | 202 | 82 40.59% | 0 0.00% | 1 0.50% | 117 57.92% | |
| Calumet Charter Township, Precinct 2 | 0 | 78 | 78 | 16 20.51% | 0 0.00% | 1 1.28% | 61 78.21% | |
| Calumet Charter Township, Precinct 5 | 0 | 68 | 68 | 25 36.76% | 0 0.00% | 0 0.00% | 43 63.24% | |
| Calumet Charter Township, Precinct 9 | 0 | 194 | 194 | 72 37.11% | 0 0.00% | 0 0.00% | 116 59.79% | |
| Chassell Township, Precinct 1 | 0 | 148 | 148 | 53 35.81% | 0 0.00% | 0 0.00% | 94 63.51% | |
| Duncan Township, Precinct 1 | 0 | 12 | 12 | 6 50.00% | 0 0.00% | 0 0.00% | 6 50.00% | |
| Duncan Township, Precinct 2 | 0 | 7 | 7 | 2 28.57% | 0 0.00% | 0 0.00% | 5 71.43% | |
| Elm River Township, Precinct 1 | 0 | 27 | 27 | 7 25.93% | 0 0.00% | 0 0.00% | 18 66.67% | |
| Franklin Township, Precinct 1 | 0 | 96 | 96 | 41 42.71% | 0 0.00% | 0 0.00% | 54 56.25% | |
| Franklin Township, Precinct 2 | 0 | 59 | 59 | 19 32.20% | 0 0.00% | 0 0.00% | 40 67.80% | |
| Hancock Township, Precinct 1 | 0 | 33 | 33 | 19 57.58% | 0 0.00% | 0 0.00% | 13 39.39% | |
| Laird Township, Precinct 1 | 0 | 56 | 56 | 19 33.93% | 0 0.00% | 0 0.00% | 37 66.07% | |
| Osceola Township, Precinct 1 | 0 | 58 | 58 | 11 18.97% | 0 0.00% | 0 0.00% | 45 77.59% | |
| Osceola Township, Precinct 2 | 0 | 80 | 80 | 20 25.00% | 0 0.00% | 0 0.00% | 60 75.00% | |
| Osceola Township, Precinct 4 | 0 | 32 | 32 | 9 28.13% | 0 0.00% | 0 0.00% | 23 71.88% | |
| Portage Charter Township, Precinct 1 | 0 | 83 | 83 | 23 27.71% | 0 0.00% | 0 0.00% | 59 71.08% | |
| Portage Charter Township, Precinct 2 | 0 | 157 | 157 | 55 35.03% | 0 0.00% | 1 0.64% | 100 63.69% | |
| Portage Charter Township, Precinct 4 | 0 | 84 | 84 | 29 34.52% | 0 0.00% | 0 0.00% | 54 64.29% | |
| Quincy Township, Precinct 1 | 0 | 28 | 27 | 6 22.22% | 0 0.00% | 0 0.00% | 20 74.07% | |
| Schoolcraft Township, Precinct 1 | 0 | 141 | 141 | 46 32.62% | 0 0.00% | 0 0.00% | 94 66.67% | |
| Stanton Township, Precinct 1 | 0 | 111 | 111 | 35 31.53% | 1 0.90% | 0 0.00% | 73 65.77% | |
| Stanton Township, Precinct 2 | 0 | 30 | 30 | 13 43.33% | 0 0.00% | 0 0.00% | 17 56.67% | |
| Torch Lake Township, Precinct 1 | 0 | 108 | 108 | 43 39.81% | 0 0.00% | 0 0.00% | 64 59.26% | |
| Torch Lake Township, Precinct 2 | 0 | 67 | 67 | 24 35.82% | 0 0.00% | 1 1.49% | 41 61.19% | |
| Total | 0 | 3196 | 3189 | 1109 34.78% | 1 0.03% | 4 0.13% | 2039 63.94% | |

Statement of Votes Cast
Houghton County, MI
2016 Presidential Primary
SOVC For Jurisdiction Wide, All Counters, All Races
OFFICIAL RESULTS

Date:03/09/16

Time:09:07:40

Page:7 of 12

| | DEM President | | | | Houghton Charter 1 | | | | | |
|--------------------------------------|---------------|-------|----------------|-------|--------------------|------------------|----------------|-----|--------|-----|
| | Uncommitted | | Write-In Votes | | Reg. Voters | Times Counted | Total Votes | YES | | NO |
| Jurisdiction Wide | | | | | | | | | | |
| City of Hancock, Precinct 1 | 0 | 0.00% | 0 | 0.00% | - | - | - | - | - | - |
| City of Hancock, Precinct 2 | 0 | 0.00% | 0 | 0.00% | - | - | - | - | - | - |
| City of Hancock, Precinct 3 | 2 | 1.63% | 0 | 0.00% | - | - | - | - | - | - |
| City of Houghton, Precinct 1 | 4 | 1.76% | 0 | 0.00% | 0 | 423 | 351 | 208 | 59.26% | 143 |
| City of Houghton, Precinct 2 | 3 | 0.97% | 0 | 0.00% | 0 | 520 | 425 | 293 | 68.94% | 132 |
| Adams Township, Precinct 1 | 3 | 1.39% | 0 | 0.00% | - | - | - | - | - | - |
| Calumet Charter Township, Precinct 1 | 2 | 0.99% | 0 | 0.00% | - | - | - | - | - | - |
| Calumet Charter Township, Precinct 2 | 0 | 0.00% | 0 | 0.00% | - | - | - | - | - | - |
| Calumet Charter Township, Precinct 5 | 0 | 0.00% | 0 | 0.00% | - | - | - | - | - | - |
| Calumet Charter Township, Precinct 9 | 6 | 3.09% | 0 | 0.00% | - | - | - | - | - | - |
| Chassell Township, Precinct 1 | 1 | 0.68% | 0 | 0.00% | - | - | - | - | - | - |
| Duncan Township, Precinct 1 | 0 | 0.00% | 0 | 0.00% | - | - | - | - | - | - |
| Duncan Township, Precinct 2 | 0 | 0.00% | 0 | 0.00% | - | - | - | - | - | - |
| Elm River Township, Precinct 1 | 2 | 7.41% | 0 | 0.00% | - | - | - | - | - | - |
| Franklin Township, Precinct 1 | 1 | 1.04% | 0 | 0.00% | - | - | - | - | - | - |
| Franklin Township, Precinct 2 | 0 | 0.00% | 0 | 0.00% | - | - | - | - | - | - |
| Hancock Township, Precinct 1 | 1 | 3.03% | 0 | 0.00% | - | - | - | - | - | - |
| Laird Township, Precinct 1 | 0 | 0.00% | 0 | 0.00% | - | - | - | - | - | - |
| Osceola Township, Precinct 1 | 2 | 3.45% | 0 | 0.00% | - | - | - | - | - | - |
| Osceola Township, Precinct 2 | 0 | 0.00% | 0 | 0.00% | - | - | - | - | - | - |
| Osceola Township, Precinct 4 | 0 | 0.00% | 0 | 0.00% | - | - | - | - | - | - |
| Portage Charter Township, Precinct 1 | 1 | 1.20% | 0 | 0.00% | - | - | - | - | - | - |
| Portage Charter Township, Precinct 2 | 1 | 0.64% | 0 | 0.00% | - | - | - | - | - | - |
| Portage Charter Township, Precinct 4 | 1 | 1.19% | 0 | 0.00% | - | - | - | - | - | - |
| Quincy Township, Precinct 1 | 1 | 3.70% | 0 | 0.00% | - | - | - | - | - | - |
| Schoolcraft Township, Precinct 1 | 1 | 0.71% | 0 | 0.00% | - | - | - | - | - | - |
| Stanton Township, Precinct 1 | 1 | 0.90% | 1 | 0.90% | - | - | - | - | - | - |
| Stanton Township, Precinct 2 | 0 | 0.00% | 0 | 0.00% | - | - | - | - | - | - |
| Torch Lake Township, Precinct 1 | 1 | 0.93% | 0 | 0.00% | - | - | - | - | - | - |
| Torch Lake Township, Precinct 2 | 1 | 1.49% | 0 | 0.00% | - | - | - | - | - | - |
| Total | 35 | 1.10% | 1 | 0.03% | 0 | 943 | 776 | 501 | 64.56% | 275 |

Statement of Votes Cast
Houghton County, MI
2016 Presidential Primary
SOVC For Jurisdiction Wide, All Counters, All Races
OFFICIAL RESULTS

Date:03/09/16

Time:09:07:40

Page:8 of 12

| Houghton Charter 2 | | | | | | | |
|--------------------------------------|----------------|------------------|----------------|-----|--------|-----|--------|
| | Reg. Voters | Times Counted | Total Votes | YES | | NO | |
| Jurisdiction Wide | | | | | | | |
| City of Hancock, Precinct 1 | - | - | - | - | - | - | - |
| City of Hancock, Precinct 2 | - | - | - | - | - | - | - |
| City of Hancock, Precinct 3 | - | - | - | - | - | - | - |
| City of Houghton, Precinct 1 | 0 | 423 | 370 | 257 | 69.46% | 113 | 30.54% |
| City of Houghton, Precinct 2 | 0 | 320 | 444 | 330 | 74.32% | 114 | 25.68% |
| Adams Township, Precinct 1 | - | - | - | - | - | - | - |
| Calumet Charter Township, Precinct 1 | - | - | - | - | - | - | - |
| Calumet Charter Township, Precinct 2 | - | - | - | - | - | - | - |
| Calumet Charter Township, Precinct 5 | - | - | - | - | - | - | - |
| Calumet Charter Township, Precinct 9 | - | - | - | - | - | - | - |
| Chassell Township, Precinct 1 | - | - | - | - | - | - | - |
| Duncan Township, Precinct 1 | - | - | - | - | - | - | - |
| Duncan Township, Precinct 2 | - | - | - | - | - | - | - |
| Elm River Township, Precinct 1 | - | - | - | - | - | - | - |
| Franklin Township, Precinct 1 | - | - | - | - | - | - | - |
| Franklin Township, Precinct 2 | - | - | - | - | - | - | - |
| Hancock Township, Precinct 1 | - | - | - | - | - | - | - |
| Laird Township, Precinct 1 | - | - | - | - | - | - | - |
| Osceola Township, Precinct 1 | - | - | - | - | - | - | - |
| Osceola Township, Precinct 2 | - | - | - | - | - | - | - |
| Osceola Township, Precinct 4 | - | - | - | - | - | - | - |
| Portage Charter Township, Precinct 1 | - | - | - | - | - | - | - |
| Portage Charter Township, Precinct 2 | - | - | - | - | - | - | - |
| Portage Charter Township, Precinct 4 | - | - | - | - | - | - | - |
| Quincy Township, Precinct 1 | - | - | - | - | - | - | - |
| Schoolcraft Township, Precinct 1 | - | - | - | - | - | - | - |
| Stanton Township, Precinct 1 | - | - | - | - | - | - | - |
| Stanton Township, Precinct 2 | - | - | - | - | - | - | - |
| Torch Lake Township, Precinct 1 | - | - | - | - | - | - | - |
| Torch Lake Township, Precinct 2 | - | - | - | - | - | - | - |
| Total | 0 | 943 | 814 | 587 | 72.11% | 227 | 27.89% |

Statement of Votes Cast
Houghton County, MI
2016 Presidential Primary
SOVC For Jurisdiction Wide, All Counters, All Races
OFFICIAL RESULTS

Date:03/09/16
Time:09:07:40
Page:9 of 12

| Houghton Charter 3 | | | | | | | |
|--------------------------------------|----------------|------------------|----------------|-----|--------|-----|--------|
| Jurisdiction Wide | Reg. Voters | Times Counted | Total Votes | YES | | NO | |
| City of Hancock, Precinct 1 | - | - | - | - | - | - | - |
| City of Hancock, Precinct 2 | - | - | - | - | - | - | - |
| City of Hancock, Precinct 3 | - | - | - | - | - | - | - |
| City of Houghton, Precinct 1 | 0 | 423 | 368 | 308 | 83.70% | 60 | 16.30% |
| City of Houghton, Precinct 2 | 0 | 520 | 442 | 385 | 87.10% | 57 | 12.90% |
| Adams Township, Precinct 1 | - | - | - | - | - | - | - |
| Calumet Charter Township, Precinct 1 | - | - | - | - | - | - | - |
| Calumet Charter Township, Precinct 2 | - | - | - | - | - | - | - |
| Calumet Charter Township, Precinct 5 | - | - | - | - | - | - | - |
| Calumet Charter Township, Precinct 9 | - | - | - | - | - | - | - |
| Chassell Township, Precinct 1 | - | - | - | - | - | - | - |
| Duncan Township, Precinct 1 | - | - | - | - | - | - | - |
| Duncan Township, Precinct 2 | - | - | - | - | - | - | - |
| Elm River Township, Precinct 1 | - | - | - | - | - | - | - |
| Franklin Township, Precinct 1 | - | - | - | - | - | - | - |
| Franklin Township, Precinct 2 | - | - | - | - | - | - | - |
| Hancock Township, Precinct 1 | - | - | - | - | - | - | - |
| Laird Township, Precinct 1 | - | - | - | - | - | - | - |
| Osceola Township, Precinct 1 | - | - | - | - | - | - | - |
| Osceola Township, Precinct 2 | - | - | - | - | - | - | - |
| Osceola Township, Precinct 4 | - | - | - | - | - | - | - |
| Portage Charter Township, Precinct 1 | - | - | - | - | - | - | - |
| Portage Charter Township, Precinct 2 | - | - | - | - | - | - | - |
| Portage Charter Township, Precinct 4 | - | - | - | - | - | - | - |
| Quincy Township, Precinct 1 | - | - | - | - | - | - | - |
| Schoolcraft Township, Precinct 1 | - | - | - | - | - | - | - |
| Stanton Township, Precinct 1 | - | - | - | - | - | - | - |
| Stanton Township, Precinct 2 | - | - | - | - | - | - | - |
| Torch Lake Township, Precinct 1 | - | - | - | - | - | - | - |
| Torch Lake Township, Precinct 2 | - | - | - | - | - | - | - |
| Total | 0 | 943 | 810 | 693 | 85.56% | 117 | 14.44% |

Statement of Votes Cast
Houghton County, MI
2016 Presidential Primary
SOVC For Jurisdiction Wide, All Counters, All Races
OFFICIAL RESULTS

Date: 03/09/16
Time: 09:07:40
Page: 10 of 12

| | | Ewen-Trout Sch Prop | | | | | | |
|--------------------------------------|--|---------------------|------------------|----------------|-----|--------|----|--------|
| | | Reg. Voters | Times Counted | Total Votes | YES | | NO | |
| Jurisdiction Wide | | | | | | | | |
| City of Hancock, Precinct 1 | | | - | - | - | - | - | - |
| City of Hancock, Precinct 2 | | | - | - | - | - | - | - |
| City of Hancock, Precinct 3 | | | - | - | - | - | - | - |
| City of Houghton, Precinct 1 | | | - | - | - | - | - | - |
| City of Houghton, Precinct 2 | | | - | - | - | - | - | - |
| Adams Township, Precinct 1 | | | - | - | - | - | - | - |
| Calumet Charter Township, Precinct 1 | | | - | - | - | - | - | - |
| Calumet Charter Township, Precinct 2 | | | - | - | - | - | - | - |
| Calumet Charter Township, Precinct 3 | | | - | - | - | - | - | - |
| Calumet Charter Township, Precinct 9 | | | - | - | - | - | - | - |
| Chassell Township, Precinct 1 | | | - | - | - | - | - | - |
| Duncan Township, Precinct 1 | | 0 | 47 | 46 | 21 | 45.65% | 25 | 54.35% |
| Duncan Township, Precinct 2 | | | - | - | - | - | - | - |
| Elm River Township, Precinct 1 | | | - | - | - | - | - | - |
| Franklin Township, Precinct 1 | | | - | - | - | - | - | - |
| Franklin Township, Precinct 2 | | | - | - | - | - | - | - |
| Hancock Township, Precinct 1 | | | - | - | - | - | - | - |
| Laird Township, Precinct 1 | | | - | - | - | - | - | - |
| Osceola Township, Precinct 1 | | | - | - | - | - | - | - |
| Osceola Township, Precinct 2 | | | - | - | - | - | - | - |
| Osceola Township, Precinct 4 | | | - | - | - | - | - | - |
| Portage Charter Township, Precinct 1 | | | - | - | - | - | - | - |
| Portage Charter Township, Precinct 2 | | | - | - | - | - | - | - |
| Portage Charter Township, Precinct 4 | | | - | - | - | - | - | - |
| Quincy Township, Precinct 1 | | | - | - | - | - | - | - |
| Schoolcraft Township, Precinct 1 | | | - | - | - | - | - | - |
| Stanton Township, Precinct 1 | | | - | - | - | - | - | - |
| Stanton Township, Precinct 2 | | | - | - | - | - | - | - |
| Torch Lake Township, Precinct 1 | | | - | - | - | - | - | - |
| Torch Lake Township, Precinct 2 | | | - | - | - | - | - | - |
| Total | | 0 | 47 | 46 | 21 | 45.65% | 25 | 54.35% |

Statement of Votes Cast
Houghton County, MI
2016 Presidential Primary
SOVC For Jurisdiction Wide, All Counters, All Races
OFFICIAL RESULTS

Date:03/09/16

Time:09:07:40

Page:11 of 12

THE WHOLE NUMBER OF VOTES GIVEN: REP President
WAS 4415 (OF WHICH)

| | | |
|-----------------------|----------|------|
| Jeb Bush (REP) | RECEIVED | 24 |
| Ben Carson (REP) | RECEIVED | 71 |
| Chris Christie (REP) | RECEIVED | 5 |
| Ted Cruz (REP) | RECEIVED | 1497 |
| Carly Fiorina (REP) | RECEIVED | 9 |
| Lindsey Graham (REP) | RECEIVED | 3 |
| Mike Huckabee (REP) | RECEIVED | 7 |
| John R. Kasich (REP) | RECEIVED | 926 |
| George Pataki (REP) | RECEIVED | 3 |
| Rand Paul (REP) | RECEIVED | 17 |
| Marco Rubio (REP) | RECEIVED | 439 |
| Rick Santorum (REP) | RECEIVED | 6 |
| Donald J. Trump (REP) | RECEIVED | 1375 |
| Uncommitted | RECEIVED | 32 |
| Write-In Votes | RECEIVED | 1 |

THE WHOLE NUMBER OF VOTES GIVEN: DEM President
WAS 3189 (OF WHICH)

| | | |
|--------------------------|----------|------|
| Hillary Clinton (DEM) | RECEIVED | 1109 |
| Rocky De La Fuente (DEM) | RECEIVED | 1 |
| Martin J. O'Malley (DEM) | RECEIVED | 4 |
| Bernie Sanders (DEM) | RECEIVED | 2039 |
| Uncommitted | RECEIVED | 35 |
| Write-In Votes | RECEIVED | 1 |

THE WHOLE NUMBER OF VOTES GIVEN: Houghton Charter 1
WAS 776 (OF WHICH)

| | | |
|-----|----------|-----|
| YES | RECEIVED | 501 |
| NO | RECEIVED | 275 |

THE WHOLE NUMBER OF VOTES GIVEN: Houghton Charter 2
WAS 814 (OF WHICH)

| | | |
|-----|----------|-----|
| YES | RECEIVED | 587 |
| NO | RECEIVED | 227 |

THE WHOLE NUMBER OF VOTES GIVEN: Houghton Charter 3
WAS 810 (OF WHICH)

| | | |
|-----|----------|-----|
| YES | RECEIVED | 693 |
| NO | RECEIVED | 117 |

THE WHOLE NUMBER OF VOTES GIVEN: Ewen-Trout Sch Prop
WAS 46 (OF WHICH)

March 8, 2016
Summary Report
Huron County
OFFICIAL

| | | |
|-----------------------------------|--------------|----------------|
| Registration & Turnout | 2,800 | Voters |
| Election Day Polling Turnout | 0 | 0.00% |
| Manual Entry Turnout | 7,758 | 277.07% |
| SPR Host Turnout | 0 | 0.00% |
| County Clerk Pack Turnout | 0 | 0.00% |
| Total ... | 7,758 | 277.07% |

| | | |
|--|----------|---------------|
| Non Partisan Registration & Turnout | 0 | Voters |
| Election Day Polling Turnout | 0 | 0.00% |
| Manual Entry Turnout | 5 | 0.00% |
| SPR Host Turnout | 0 | 0.00% |
| County Clerk Pack Turnout | 0 | 0.00% |
| Total ... | 5 | 0.00% |

| | | |
|--|--------------|---------------|
| Republican Registration & Turnout | 0 | Voters |
| Election Day Polling Turnout | 0 | 0.00% |
| Manual Entry Turnout | 5,463 | 0.00% |
| SPR Host Turnout | 0 | 0.00% |
| County Clerk Pack Turnout | 0 | 0.00% |
| Total ... | 5,463 | 0.00% |

| | | |
|--|--------------|---------------|
| Democratic Registration & Turnout | 0 | Voters |
| Election Day Polling Turnout | 0 | 0.00% |
| Manual Entry Turnout | 2,290 | 0.00% |
| SPR Host Turnout | 0 | 0.00% |
| County Clerk Pack Turnout | 0 | 0.00% |
| Total ... | 2,290 | 0.00% |

| | | | |
|---|--------------|----------------|--------------|
| REP - President of the United States | (0) | 0/0 | 0.00% |
| Jeb Bush | 45 | 0.83% | |
| Ben Carson | 64 | 1.17% | |
| Chris Christie | 20 | 0.37% | |
| Ted Cruz | 1,250 | 22.94% | |
| Carly Fiorina | 10 | 0.18% | |
| Lindsey Graham | 1 | 0.02% | |
| Mike Huckabee | 19 | 0.35% | |
| John R. Kasich | 1,056 | 19.38% | |
| George Pataki | 6 | 0.11% | |
| Rand Paul | 14 | 0.26% | |
| Marco Rubio | 515 | 9.45% | |
| Rick Santorum | 8 | 0.15% | |
| Donald J. Trump | 2,346 | 43.05% | |
| Uncommitted | 96 | 1.76% | |
| Total ... | 5,450 | 100.00% | |

| | | | |
|---|------------|------------|--------------|
| DEM - President of the United States | (0) | 0/0 | 0.00% |
| Hillary Clinton | 1,050 | 45.99% | |
| Roque Rocky De La Fuente | 4 | 0.18% | |
| Martin J. O'Malley | 9 | 0.39% | |
| Bernie Sanders | 1,184 | 51.86% | |
| Uncommitted | 36 | 1.58% | |

March 8, 2016
Precinct Report
Huron County
OFFICIAL

Bad Axe City

| Registration & Turnout | | | | 0 |
|-----------------------------------|------------|--------------|--|----------|
| Election Day Polling Turnout | 0 | 0.00% | | |
| Manual Entry Turnout | 616 | 0.00% | | |
| SPR Host Turnout | 0 | 0.00% | | |
| County Clerk Pack Turnout | 0 | 0.00% | | |
| Total... | 616 | 0.00% | | |

| Non Partisan Registration & Turnout | | | | 0 |
|--|----------|--------------|--|----------|
| Election Day Polling Turnout | 0 | 0.00% | | |
| Manual Entry Turnout | 0 | 0.00% | | |
| SPR Host Turnout | 0 | 0.00% | | |
| County Clerk Pack Turnout | 0 | 0.00% | | |
| Total... | 0 | 0.00% | | |

| Republican Registration & Turnout | | | | 0 |
|--|------------|--------------|--|----------|
| Election Day Polling Turnout | 0 | 0.00% | | |
| Manual Entry Turnout | 379 | 0.00% | | |
| SPR Host Turnout | 0 | 0.00% | | |
| County Clerk Pack Turnout | 0 | 0.00% | | |
| Total... | 379 | 0.00% | | |

| Democratic Registration & Turnout | | | | 0 |
|--|------------|--------------|--|----------|
| Election Day Polling Turnout | 0 | 0.00% | | |
| Manual Entry Turnout | 237 | 0.00% | | |
| SPR Host Turnout | 0 | 0.00% | | |
| County Clerk Pack Turnout | 0 | 0.00% | | |
| Total... | 237 | 0.00% | | |

| REP - President of the United States | | | | |
|---|------------|----------------|--|--|
| Jeb Bush | 5 | 1.32% | | |
| Ben Carson | 3 | 0.79% | | |
| Chris Christie | 2 | 0.53% | | |
| Ted Cruz | 73 | 19.26% | | |
| Carly Fiorina | 0 | 0.00% | | |
| Lindsey Graham | 0 | 0.00% | | |
| Mike Huckabee | 3 | 0.79% | | |
| John R. Kasich | 86 | 22.69% | | |
| George Pataki | 0 | 0.00% | | |
| Rand Paul | 2 | 0.53% | | |
| Marco Rubio | 31 | 8.18% | | |
| Rick Santorum | 1 | 0.26% | | |
| Donald J. Trump | 163 | 43.01% | | |
| Uncommitted | 10 | 2.64% | | |
| Total... | 379 | 100.00% | | |

| DEM - President of the United States | | | | |
|---|------------|----------------|--|--|
| Hillary Clinton | 116 | 48.95% | | |
| Roque Rocky De La Fuente | 1 | 0.42% | | |
| Martin J. O'Malley | 1 | 0.42% | | |
| Bernie Sanders | 117 | 49.37% | | |
| Uncommitted | 2 | 0.84% | | |
| Total... | 237 | 100.00% | | |

Caseville City

| Registration & Turnout | | | | 0 |
|-----------------------------------|------------|--------------|--|----------|
| Election Day Polling Turnout | 0 | 0.00% | | |
| Manual Entry Turnout | 195 | 0.00% | | |
| SPR Host Turnout | 0 | 0.00% | | |
| County Clerk Pack Turnout | 0 | 0.00% | | |
| Total... | 195 | 0.00% | | |

| Non Partisan Registration & Turnout | | | | 0 |
|--|----------|--------------|--|----------|
| Election Day Polling Turnout | 0 | 0.00% | | |
| Manual Entry Turnout | 0 | 0.00% | | |
| SPR Host Turnout | 0 | 0.00% | | |
| County Clerk Pack Turnout | 0 | 0.00% | | |
| Total... | 0 | 0.00% | | |

| Republican Registration & Turnout | | | | 0 |
|--|------------|--------------|--|----------|
| Election Day Polling Turnout | 0 | 0.00% | | |
| Manual Entry Turnout | 122 | 0.00% | | |
| SPR Host Turnout | 0 | 0.00% | | |
| County Clerk Pack Turnout | 0 | 0.00% | | |
| Total... | 122 | 0.00% | | |

| Democratic Registration & Turnout | | | | 0 |
|--|-----------|--------------|--|----------|
| Election Day Polling Turnout | 0 | 0.00% | | |
| Manual Entry Turnout | 73 | 0.00% | | |
| SPR Host Turnout | 0 | 0.00% | | |
| County Clerk Pack Turnout | 0 | 0.00% | | |
| Total... | 73 | 0.00% | | |

| REP - President of the United States | | | | |
|---|------------|----------------|--|--|
| Jeb Bush | 2 | 1.64% | | |
| Ben Carson | 1 | 0.82% | | |
| Chris Christie | 0 | 0.00% | | |
| Ted Cruz | 23 | 18.85% | | |
| Carly Fiorina | 0 | 0.00% | | |
| Lindsey Graham | 0 | 0.00% | | |
| Mike Huckabee | 0 | 0.00% | | |
| John R. Kasich | 18 | 14.75% | | |
| George Pataki | 0 | 0.00% | | |
| Rand Paul | 1 | 0.82% | | |
| Marco Rubio | 7 | 5.74% | | |
| Rick Santorum | 0 | 0.00% | | |
| Donald J. Trump | 66 | 54.10% | | |
| Uncommitted | 4 | 3.28% | | |
| Total... | 122 | 100.00% | | |

| DEM - President of the United States | | | | |
|---|-----------|----------------|--|--|
| Hillary Clinton | 37 | 50.68% | | |
| Roque Rocky De La Fuente | 0 | 0.00% | | |
| Martin J. O'Malley | 2 | 2.74% | | |
| Bernie Sanders | 33 | 45.21% | | |
| Uncommitted | 1 | 1.37% | | |
| Total... | 73 | 100.00% | | |

March 8, 2016
Precinct Report
Huron County
OFFICIAL

Harbor Beach City

| Registration & Turnout | | | | 0 |
|------------------------------|-----|-------|--|---|
| Election Day Polling Turnout | 0 | 0.00% | | |
| Manual Entry Turnout | 345 | 0.00% | | |
| SPR Host Turnout | 0 | 0.00% | | |
| County Clerk Pack Turnout | 0 | 0.00% | | |
| Total... | 345 | 0.00% | | |

| Non Partisan Registration & Turnout | | | | 0 |
|-------------------------------------|---|-------|--|---|
| Election Day Polling Turnout | 0 | 0.00% | | |
| Manual Entry Turnout | 0 | 0.00% | | |
| SPR Host Turnout | 0 | 0.00% | | |
| County Clerk Pack Turnout | 0 | 0.00% | | |
| Total... | 0 | 0.00% | | |

| Republican Registration & Turnout | | | | 0 |
|-----------------------------------|-----|-------|--|---|
| Election Day Polling Turnout | 0 | 0.00% | | |
| Manual Entry Turnout | 221 | 0.00% | | |
| SPR Host Turnout | 0 | 0.00% | | |
| County Clerk Pack Turnout | 0 | 0.00% | | |
| Total... | 221 | 0.00% | | |

| Democratic Registration & Turnout | | | | 0 |
|-----------------------------------|-----|-------|--|---|
| Election Day Polling Turnout | 0 | 0.00% | | |
| Manual Entry Turnout | 124 | 0.00% | | |
| SPR Host Turnout | 0 | 0.00% | | |
| County Clerk Pack Turnout | 0 | 0.00% | | |
| Total... | 124 | 0.00% | | |

| REP - President of the United States | | | | |
|--------------------------------------|-----|---------|--|--|
| Jeb Bush | 0 | 0.00% | | |
| Ben Carson | 3 | 1.36% | | |
| Chris Christie | 2 | 0.90% | | |
| Ted Cruz | 62 | 28.05% | | |
| Carly Fiorina | 0 | 0.00% | | |
| Lindsey Graham | 0 | 0.00% | | |
| Mike Huckabee | 1 | 0.45% | | |
| John R. Kasich | 46 | 20.81% | | |
| George Pataki | 0 | 0.00% | | |
| Rand Paul | 1 | 0.45% | | |
| Marco Rubio | 21 | 9.50% | | |
| Rick Santorum | 0 | 0.00% | | |
| Donald J. Trump | 81 | 36.65% | | |
| Uncommitted | 4 | 1.81% | | |
| Total... | 221 | 100.00% | | |

| DEM - President of the United States | | | | |
|--------------------------------------|-----|---------|--|--|
| Hillary Clinton | 59 | 47.58% | | |
| Roque Rocky De La Fuente | 1 | 0.81% | | |
| Martin J. O'Malley | 0 | 0.00% | | |
| Bernie Sanders | 63 | 50.81% | | |
| Uncommitted | 1 | 0.81% | | |
| Total... | 124 | 100.00% | | |

Bingham Township

| Registration & Turnout | | | | 100 |
|------------------------------|-----|---------|--|-----|
| Election Day Polling Turnout | 0 | 0.00% | | |
| Manual Entry Turnout | 405 | 405.00% | | |
| SPR Host Turnout | 0 | 0.00% | | |
| County Clerk Pack Turnout | 0 | 0.00% | | |
| Total... | 405 | 405.00% | | |

| Non Partisan Registration & Turnout | | | | 0 |
|-------------------------------------|---|-------|--|---|
| Election Day Polling Turnout | 0 | 0.00% | | |
| Manual Entry Turnout | 0 | 0.00% | | |
| SPR Host Turnout | 0 | 0.00% | | |
| County Clerk Pack Turnout | 0 | 0.00% | | |
| Total... | 0 | 0.00% | | |

| Republican Registration & Turnout | | | | 0 |
|-----------------------------------|-----|-------|--|---|
| Election Day Polling Turnout | 0 | 0.00% | | |
| Manual Entry Turnout | 276 | 0.00% | | |
| SPR Host Turnout | 0 | 0.00% | | |
| County Clerk Pack Turnout | 0 | 0.00% | | |
| Total... | 276 | 0.00% | | |

| Democratic Registration & Turnout | | | | 0 |
|-----------------------------------|-----|-------|--|---|
| Election Day Polling Turnout | 0 | 0.00% | | |
| Manual Entry Turnout | 129 | 0.00% | | |
| SPR Host Turnout | 0 | 0.00% | | |
| County Clerk Pack Turnout | 0 | 0.00% | | |
| Total... | 129 | 0.00% | | |

| REP - President of the United States | | | | |
|--------------------------------------|-----|---------|--|--|
| Jeb Bush | 0 | 0.00% | | |
| Ben Carson | 3 | 1.09% | | |
| Chris Christie | 0 | 0.00% | | |
| Ted Cruz | 62 | 22.46% | | |
| Carly Fiorina | 1 | 0.36% | | |
| Lindsey Graham | 0 | 0.00% | | |
| Mike Huckabee | 0 | 0.00% | | |
| John R. Kasich | 68 | 24.64% | | |
| George Pataki | 0 | 0.00% | | |
| Rand Paul | 1 | 0.36% | | |
| Marco Rubio | 19 | 6.88% | | |
| Rick Santorum | 0 | 0.00% | | |
| Donald J. Trump | 120 | 43.48% | | |
| Uncommitted | 2 | 0.72% | | |
| Total... | 276 | 100.00% | | |

| DEM - President of the United States | | | | |
|--------------------------------------|-----|---------|--|--|
| Hillary Clinton | 64 | 49.61% | | |
| Roque Rocky De La Fuente | 0 | 0.00% | | |
| Martin J. O'Malley | 1 | 0.78% | | |
| Bernie Sanders | 61 | 47.29% | | |
| Uncommitted | 3 | 2.33% | | |
| Total... | 129 | 100.00% | | |

March 8, 2016

Precinct Report

Huron County

OFFICIAL

Bloomfield Township

Brookfield Township

| Registration & Turnout | | 100 | |
|------------------------------|-----|---------|--|
| Election Day Polling Turnout | 0 | 0.00% | |
| Manual Entry Turnout | 104 | 104.00% | |
| SPR Host Turnout | 0 | 0.00% | |
| County Clerk Pack Turnout | 0 | 0.00% | |
| Total... | 104 | 104.00% | |

| Registration & Turnout | | 100 | |
|------------------------------|-----|---------|--|
| Election Day Polling Turnout | 0 | 0.00% | |
| Manual Entry Turnout | 146 | 146.00% | |
| SPR Host Turnout | 0 | 0.00% | |
| County Clerk Pack Turnout | 0 | 0.00% | |
| Total... | 146 | 146.00% | |

| Non Partisan Registration & Turnout | | 0 | |
|-------------------------------------|---|-------|--|
| Election Day Polling Turnout | 0 | 0.00% | |
| Manual Entry Turnout | 0 | 0.00% | |
| SPR Host Turnout | 0 | 0.00% | |
| County Clerk Pack Turnout | 0 | 0.00% | |
| Total... | 0 | 0.00% | |

| Non Partisan Registration & Turnout | | 0 | |
|-------------------------------------|---|-------|--|
| Election Day Polling Turnout | 0 | 0.00% | |
| Manual Entry Turnout | 0 | 0.00% | |
| SPR Host Turnout | 0 | 0.00% | |
| County Clerk Pack Turnout | 0 | 0.00% | |
| Total... | 0 | 0.00% | |

| Republican Registration & Turnout | | 0 | |
|-----------------------------------|----|-------|--|
| Election Day Polling Turnout | 0 | 0.00% | |
| Manual Entry Turnout | 77 | 0.00% | |
| SPR Host Turnout | 0 | 0.00% | |
| County Clerk Pack Turnout | 0 | 0.00% | |
| Total... | 77 | 0.00% | |

| Republican Registration & Turnout | | 0 | |
|-----------------------------------|-----|-------|--|
| Election Day Polling Turnout | 0 | 0.00% | |
| Manual Entry Turnout | 118 | 0.00% | |
| SPR Host Turnout | 0 | 0.00% | |
| County Clerk Pack Turnout | 0 | 0.00% | |
| Total... | 118 | 0.00% | |

| Democratic Registration & Turnout | | 0 | |
|-----------------------------------|----|-------|--|
| Election Day Polling Turnout | 0 | 0.00% | |
| Manual Entry Turnout | 27 | 0.00% | |
| SPR Host Turnout | 0 | 0.00% | |
| County Clerk Pack Turnout | 0 | 0.00% | |
| Total... | 27 | 0.00% | |

| Democratic Registration & Turnout | | 0 | |
|-----------------------------------|----|-------|--|
| Election Day Polling Turnout | 0 | 0.00% | |
| Manual Entry Turnout | 28 | 0.00% | |
| SPR Host Turnout | 0 | 0.00% | |
| County Clerk Pack Turnout | 0 | 0.00% | |
| Total... | 28 | 0.00% | |

| REP - President of the United States | | | |
|--------------------------------------|----|---------|--|
| Jeb Bush | 0 | 0.00% | |
| Ben Carson | 1 | 1.30% | |
| Chris Christie | 1 | 1.30% | |
| Ted Cruz | 16 | 20.78% | |
| Carly Fiorina | 0 | 0.00% | |
| Lindsey Graham | 0 | 0.00% | |
| Mike Huckabee | 0 | 0.00% | |
| John R. Kasich | 22 | 28.57% | |
| George Pataki | 0 | 0.00% | |
| Rand Paul | 0 | 0.00% | |
| Marco Rubio | 5 | 6.49% | |
| Rick Santorum | 1 | 1.30% | |
| Donald J. Trump | 31 | 40.26% | |
| Uncommitted | 0 | 0.00% | |
| Total... | 77 | 100.00% | |

| REP - President of the United States | | | |
|--------------------------------------|-----|---------|--|
| Jeb Bush | 1 | 0.85% | |
| Ben Carson | 3 | 2.54% | |
| Chris Christie | 0 | 0.00% | |
| Ted Cruz | 36 | 30.51% | |
| Carly Fiorina | 0 | 0.00% | |
| Lindsey Graham | 0 | 0.00% | |
| Mike Huckabee | 0 | 0.00% | |
| John R. Kasich | 20 | 16.95% | |
| George Pataki | 0 | 0.00% | |
| Rand Paul | 0 | 0.00% | |
| Marco Rubio | 20 | 16.95% | |
| Rick Santorum | 0 | 0.00% | |
| Donald J. Trump | 38 | 32.20% | |
| Uncommitted | 0 | 0.00% | |
| Total... | 118 | 100.00% | |

| DEM - President of the United States | | | |
|--------------------------------------|----|---------|--|
| Hillary Clinton | 10 | 38.46% | |
| Roque Rocky De La Fuente | 0 | 0.00% | |
| Martin J. O'Malley | 0 | 0.00% | |
| Bernie Sanders | 16 | 61.54% | |
| Uncommitted | 0 | 0.00% | |
| Total... | 26 | 100.00% | |

| DEM - President of the United States | | | |
|--------------------------------------|----|---------|--|
| Hillary Clinton | 15 | 53.57% | |
| Roque Rocky De La Fuente | 0 | 0.00% | |
| Martin J. O'Malley | 0 | 0.00% | |
| Bernie Sanders | 13 | 46.43% | |
| Uncommitted | 0 | 0.00% | |
| Total... | 28 | 100.00% | |

March 8, 2016
Precinct Report
Huron County
OFFICIAL

Caseville Township

| Registration & Turnout | | 100 | |
|------------------------------|------------|----------------|--|
| Election Day Polling Turnout | 0 | 0.00% | |
| Manual Entry Turnout | 566 | 566.00% | |
| SPR Host Turnout | 0 | 0.00% | |
| County Clerk Pack Turnout | 0 | 0.00% | |
| Total... | 566 | 566.00% | |

| Non Partisan Registration & Turnout | | 0 | |
|-------------------------------------|----------|--------------|--|
| Election Day Polling Turnout | 0 | 0.00% | |
| Manual Entry Turnout | 0 | 0.00% | |
| SPR Host Turnout | 0 | 0.00% | |
| County Clerk Pack Turnout | 0 | 0.00% | |
| Total... | 0 | 0.00% | |

| Republican Registration & Turnout | | 0 | |
|-----------------------------------|------------|--------------|--|
| Election Day Polling Turnout | 0 | 0.00% | |
| Manual Entry Turnout | 376 | 0.00% | |
| SPR Host Turnout | 0 | 0.00% | |
| County Clerk Pack Turnout | 0 | 0.00% | |
| Total... | 376 | 0.00% | |

| Democratic Registration & Turnout | | 0 | |
|-----------------------------------|------------|--------------|--|
| Election Day Polling Turnout | 0 | 0.00% | |
| Manual Entry Turnout | 190 | 0.00% | |
| SPR Host Turnout | 0 | 0.00% | |
| County Clerk Pack Turnout | 0 | 0.00% | |
| Total... | 190 | 0.00% | |

| REP - President of the United States | | | |
|--------------------------------------|------------|----------------|--|
| Jeb Bush | 3 | 0.80% | |
| Ben Carson | 7 | 1.87% | |
| Chris Christie | 3 | 0.80% | |
| Ted Cruz | 87 | 23.20% | |
| Carly Fiorina | 2 | 0.53% | |
| Lindsey Graham | 0 | 0.00% | |
| Mike Huckabee | 3 | 0.80% | |
| John R. Kasich | 63 | 16.80% | |
| George Pataki | 0 | 0.00% | |
| Rand Paul | 2 | 0.53% | |
| Marco Rubio | 42 | 11.20% | |
| Rick Santorum | 0 | 0.00% | |
| Donald J. Trump | 153 | 40.80% | |
| Uncommitted | 10 | 2.67% | |
| Total... | 375 | 100.00% | |

| DEM - President of the United States | | | |
|--------------------------------------|------------|----------------|--|
| Hillary Clinton | 97 | 51.05% | |
| Roque Rocky De La Fuente | 0 | 0.00% | |
| Martin J. O'Malley | 0 | 0.00% | |
| Bernie Sanders | 84 | 44.21% | |
| Uncommitted | 9 | 4.74% | |
| Total... | 190 | 100.00% | |

Chandler Township

| Registration & Turnout | | 100 | |
|------------------------------|-----------|---------------|--|
| Election Day Polling Turnout | 0 | 0.00% | |
| Manual Entry Turnout | 91 | 91.00% | |
| SPR Host Turnout | 0 | 0.00% | |
| County Clerk Pack Turnout | 0 | 0.00% | |
| Total... | 91 | 91.00% | |

| Non Partisan Registration & Turnout | | 0 | |
|-------------------------------------|----------|--------------|--|
| Election Day Polling Turnout | 0 | 0.00% | |
| Manual Entry Turnout | 0 | 0.00% | |
| SPR Host Turnout | 0 | 0.00% | |
| County Clerk Pack Turnout | 0 | 0.00% | |
| Total... | 0 | 0.00% | |

| Republican Registration & Turnout | | 0 | |
|-----------------------------------|-----------|--------------|--|
| Election Day Polling Turnout | 0 | 0.00% | |
| Manual Entry Turnout | 75 | 0.00% | |
| SPR Host Turnout | 0 | 0.00% | |
| County Clerk Pack Turnout | 0 | 0.00% | |
| Total... | 75 | 0.00% | |

| Democratic Registration & Turnout | | 0 | |
|-----------------------------------|-----------|--------------|--|
| Election Day Polling Turnout | 0 | 0.00% | |
| Manual Entry Turnout | 16 | 0.00% | |
| SPR Host Turnout | 0 | 0.00% | |
| County Clerk Pack Turnout | 0 | 0.00% | |
| Total... | 16 | 0.00% | |

| REP - President of the United States | | | |
|--------------------------------------|-----------|----------------|--|
| Jeb Bush | 1 | 1.33% | |
| Ben Carson | 3 | 4.00% | |
| Chris Christie | 0 | 0.00% | |
| Ted Cruz | 22 | 29.33% | |
| Carly Fiorina | 0 | 0.00% | |
| Lindsey Graham | 0 | 0.00% | |
| Mike Huckabee | 0 | 0.00% | |
| John R. Kasich | 13 | 17.33% | |
| George Pataki | 0 | 0.00% | |
| Rand Paul | 1 | 1.33% | |
| Marco Rubio | 6 | 8.00% | |
| Rick Santorum | 1 | 1.33% | |
| Donald J. Trump | 28 | 37.33% | |
| Uncommitted | 0 | 0.00% | |
| Total... | 75 | 100.00% | |

| DEM - President of the United States | | | |
|--------------------------------------|-----------|----------------|--|
| Hillary Clinton | 5 | 31.25% | |
| Roque Rocky De La Fuente | 0 | 0.00% | |
| Martin J. O'Malley | 0 | 0.00% | |
| Bernie Sanders | 11 | 68.75% | |
| Uncommitted | 0 | 0.00% | |
| Total... | 16 | 100.00% | |

March 8, 2016

Precinct Report

Huron County

OFFICIAL

Colfax Township

| Registration & Turnout | | 100 | |
|------------------------------|-----|---------|--|
| Election Day Polling Turnout | 0 | 0.00% | |
| Manual Entry Turnout | 387 | 387.00% | |
| SPR Host Turnout | 0 | 0.00% | |
| County Clerk Pack Turnout | 0 | 0.00% | |
| Total... | 387 | 387.00% | |

| Non Partisan Registration & Turnout | | 0 | |
|-------------------------------------|---|-------|--|
| Election Day Polling Turnout | 0 | 0.00% | |
| Manual Entry Turnout | 0 | 0.00% | |
| SPR Host Turnout | 0 | 0.00% | |
| County Clerk Pack Turnout | 0 | 0.00% | |
| Total... | 0 | 0.00% | |

| Republican Registration & Turnout | | 0 | |
|-----------------------------------|-----|-------|--|
| Election Day Polling Turnout | 0 | 0.00% | |
| Manual Entry Turnout | 280 | 0.00% | |
| SPR Host Turnout | 0 | 0.00% | |
| County Clerk Pack Turnout | 0 | 0.00% | |
| Total... | 280 | 0.00% | |

| Democratic Registration & Turnout | | 0 | |
|-----------------------------------|-----|-------|--|
| Election Day Polling Turnout | 0 | 0.00% | |
| Manual Entry Turnout | 107 | 0.00% | |
| SPR Host Turnout | 0 | 0.00% | |
| County Clerk Pack Turnout | 0 | 0.00% | |
| Total... | 107 | 0.00% | |

| REP - President of the United States | | | |
|--------------------------------------|-----|---------|--|
| Jeb Bush | 2 | 0.71% | |
| Ben Carson | 2 | 0.71% | |
| Chris Christie | 2 | 0.71% | |
| Ted Cruz | 90 | 32.14% | |
| Carly Fiorina | 0 | 0.00% | |
| Lindsey Graham | 0 | 0.00% | |
| Mike Huckabee | 1 | 0.36% | |
| John R. Kasich | 42 | 15.00% | |
| George Pataki | 1 | 0.36% | |
| Rand Paul | 1 | 0.36% | |
| Marco Rubio | 29 | 10.36% | |
| Rick Santorum | 0 | 0.00% | |
| Donald J. Trump | 106 | 37.86% | |
| Uncommitted | 4 | 1.43% | |
| Total... | 280 | 100.00% | |

| DEM - President of the United States | | | |
|--------------------------------------|-----|---------|--|
| Hillary Clinton | 46 | 42.99% | |
| Roque Rocky De La Fuente | 0 | 0.00% | |
| Martin J. O'Malley | 0 | 0.00% | |
| Bernie Sanders | 57 | 53.27% | |
| Uncommitted | 4 | 3.74% | |
| Total... | 107 | 100.00% | |

Dwight Township

| Registration & Turnout | | 100 | |
|------------------------------|-----|---------|--|
| Election Day Polling Turnout | 0 | 0.00% | |
| Manual Entry Turnout | 132 | 132.00% | |
| SPR Host Turnout | 0 | 0.00% | |
| County Clerk Pack Turnout | 0 | 0.00% | |
| Total... | 132 | 132.00% | |

| Non Partisan Registration & Turnout | | 0 | |
|-------------------------------------|---|-------|--|
| Election Day Polling Turnout | 0 | 0.00% | |
| Manual Entry Turnout | 0 | 0.00% | |
| SPR Host Turnout | 0 | 0.00% | |
| County Clerk Pack Turnout | 0 | 0.00% | |
| Total... | 0 | 0.00% | |

| Republican Registration & Turnout | | 0 | |
|-----------------------------------|----|-------|--|
| Election Day Polling Turnout | 0 | 0.00% | |
| Manual Entry Turnout | 90 | 0.00% | |
| SPR Host Turnout | 0 | 0.00% | |
| County Clerk Pack Turnout | 0 | 0.00% | |
| Total... | 90 | 0.00% | |

| Democratic Registration & Turnout | | 0 | |
|-----------------------------------|----|-------|--|
| Election Day Polling Turnout | 0 | 0.00% | |
| Manual Entry Turnout | 42 | 0.00% | |
| SPR Host Turnout | 0 | 0.00% | |
| County Clerk Pack Turnout | 0 | 0.00% | |
| Total... | 42 | 0.00% | |

| REP - President of the United States | | | |
|--------------------------------------|----|---------|--|
| Jeb Bush | 1 | 1.11% | |
| Ben Carson | 0 | 0.00% | |
| Chris Christie | 0 | 0.00% | |
| Ted Cruz | 18 | 20.00% | |
| Carly Fiorina | 1 | 1.11% | |
| Lindsey Graham | 0 | 0.00% | |
| Mike Huckabee | 0 | 0.00% | |
| John R. Kasich | 11 | 12.22% | |
| George Pataki | 0 | 0.00% | |
| Rand Paul | 0 | 0.00% | |
| Marco Rubio | 10 | 11.11% | |
| Rick Santorum | 0 | 0.00% | |
| Donald J. Trump | 49 | 54.44% | |
| Uncommitted | 0 | 0.00% | |
| Total... | 90 | 100.00% | |

| DEM - President of the United States | | | |
|--------------------------------------|----|---------|--|
| Hillary Clinton | 16 | 38.10% | |
| Roque Rocky De La Fuente | 0 | 0.00% | |
| Martin J. O'Malley | 0 | 0.00% | |
| Bernie Sanders | 25 | 59.52% | |
| Uncommitted | 1 | 2.38% | |
| Total... | 42 | 100.00% | |

March 8, 2016

Precinct Report

Huron County

OFFICIAL

Fairhaven Township

Gore Township

| Registration & Turnout | | 100 | |
|------------------------------|-----|---------|--|
| Election Day Polling Turnout | 0 | 0.00% | |
| Manual Entry Turnout | 238 | 238.00% | |
| SPR Host Turnout | 0 | 0.00% | |
| County Clerk Pack Turnout | 0 | 0.00% | |
| Total... | 238 | 238.00% | |

| Registration & Turnout | | 100 | |
|------------------------------|----|--------|--|
| Election Day Polling Turnout | 0 | 0.00% | |
| Manual Entry Turnout | 45 | 45.00% | |
| SPR Host Turnout | 0 | 0.00% | |
| County Clerk Pack Turnout | 0 | 0.00% | |
| Total... | 45 | 45.00% | |

| Non Partisan Registration & Turnout | | 0 | |
|-------------------------------------|---|-------|--|
| Election Day Polling Turnout | 0 | 0.00% | |
| Manual Entry Turnout | 0 | 0.00% | |
| SPR Host Turnout | 0 | 0.00% | |
| County Clerk Pack Turnout | 0 | 0.00% | |
| Total... | 0 | 0.00% | |

| Non Partisan Registration & Turnout | | 0 | |
|-------------------------------------|---|-------|--|
| Election Day Polling Turnout | 0 | 0.00% | |
| Manual Entry Turnout | 0 | 0.00% | |
| SPR Host Turnout | 0 | 0.00% | |
| County Clerk Pack Turnout | 0 | 0.00% | |
| Total... | 0 | 0.00% | |

| Republican Registration & Turnout | | 0 | |
|-----------------------------------|-----|-------|--|
| Election Day Polling Turnout | 0 | 0.00% | |
| Manual Entry Turnout | 173 | 0.00% | |
| SPR Host Turnout | 0 | 0.00% | |
| County Clerk Pack Turnout | 0 | 0.00% | |
| Total... | 173 | 0.00% | |

| Republican Registration & Turnout | | 0 | |
|-----------------------------------|----|-------|--|
| Election Day Polling Turnout | 0 | 0.00% | |
| Manual Entry Turnout | 36 | 0.00% | |
| SPR Host Turnout | 0 | 0.00% | |
| County Clerk Pack Turnout | 0 | 0.00% | |
| Total... | 36 | 0.00% | |

| Democratic Registration & Turnout | | 0 | |
|-----------------------------------|----|-------|--|
| Election Day Polling Turnout | 0 | 0.00% | |
| Manual Entry Turnout | 65 | 0.00% | |
| SPR Host Turnout | 0 | 0.00% | |
| County Clerk Pack Turnout | 0 | 0.00% | |
| Total... | 65 | 0.00% | |

| Democratic Registration & Turnout | | 0 | |
|-----------------------------------|---|-------|--|
| Election Day Polling Turnout | 0 | 0.00% | |
| Manual Entry Turnout | 9 | 0.00% | |
| SPR Host Turnout | 0 | 0.00% | |
| County Clerk Pack Turnout | 0 | 0.00% | |
| Total... | 9 | 0.00% | |

| REP - President of the United States | | | |
|--------------------------------------|-----|---------|--|
| Jeb Bush | 1 | 0.58% | |
| Ben Carson | 0 | 0.00% | |
| Chris Christie | 1 | 0.58% | |
| Ted Cruz | 49 | 28.49% | |
| Carly Fiorina | 1 | 0.58% | |
| Lindsey Graham | 0 | 0.00% | |
| Mike Huckabee | 0 | 0.00% | |
| John R. Kasich | 22 | 12.79% | |
| George Pataki | 0 | 0.00% | |
| Rand Paul | 0 | 0.00% | |
| Marco Rubio | 16 | 9.30% | |
| Rick Santorum | 1 | 0.58% | |
| Donald J. Trump | 78 | 45.35% | |
| Uncommitted | 3 | 1.74% | |
| Total... | 172 | 100.00% | |

| REP - President of the United States | | | |
|--------------------------------------|----|---------|--|
| Jeb Bush | 0 | 0.00% | |
| Ben Carson | 1 | 2.78% | |
| Chris Christie | 0 | 0.00% | |
| Ted Cruz | 2 | 5.56% | |
| Carly Fiorina | 0 | 0.00% | |
| Lindsey Graham | 0 | 0.00% | |
| Mike Huckabee | 0 | 0.00% | |
| John R. Kasich | 10 | 27.78% | |
| George Pataki | 0 | 0.00% | |
| Rand Paul | 0 | 0.00% | |
| Marco Rubio | 3 | 8.33% | |
| Rick Santorum | 0 | 0.00% | |
| Donald J. Trump | 19 | 52.78% | |
| Uncommitted | 1 | 2.78% | |
| Total... | 36 | 100.00% | |

| DEM - President of the United States | | | |
|--------------------------------------|----|---------|--|
| Hillary Clinton | 28 | 43.08% | |
| Roque Rocky De La Fuente | 0 | 0.00% | |
| Martin J. O'Malley | 0 | 0.00% | |
| Bernie Sanders | 36 | 55.38% | |
| Uncommitted | 1 | 1.54% | |
| Total... | 65 | 100.00% | |

| DEM - President of the United States | | | |
|--------------------------------------|---|---------|--|
| Hillary Clinton | 6 | 66.67% | |
| Roque Rocky De La Fuente | 0 | 0.00% | |
| Martin J. O'Malley | 0 | 0.00% | |
| Bernie Sanders | 3 | 33.33% | |
| Uncommitted | 0 | 0.00% | |
| Total... | 9 | 100.00% | |

March 8, 2016
Precinct Report
Huron County
OFFICIAL

Grant Township

| Registration & Turnout | | 100 | |
|------------------------------|------------|----------------|--|
| Election Day Polling Turnout | 0 | 0.00% | |
| Manual Entry Turnout | 150 | 150.00% | |
| SPR Host Turnout | 0 | 0.00% | |
| County Clerk Pack Turnout | 0 | 0.00% | |
| Total... | 150 | 150.00% | |

| Non Partisan Registration & Turnout | | 0 | |
|-------------------------------------|----------|--------------|--|
| Election Day Polling Turnout | 0 | 0.00% | |
| Manual Entry Turnout | 0 | 0.00% | |
| SPR Host Turnout | 0 | 0.00% | |
| County Clerk Pack Turnout | 0 | 0.00% | |
| Total... | 0 | 0.00% | |

| Republican Registration & Turnout | | 0 | |
|-----------------------------------|------------|--------------|--|
| Election Day Polling Turnout | 0 | 0.00% | |
| Manual Entry Turnout | 107 | 0.00% | |
| SPR Host Turnout | 0 | 0.00% | |
| County Clerk Pack Turnout | 0 | 0.00% | |
| Total... | 107 | 0.00% | |

| Democratic Registration & Turnout | | 0 | |
|-----------------------------------|-----------|--------------|--|
| Election Day Polling Turnout | 0 | 0.00% | |
| Manual Entry Turnout | 43 | 0.00% | |
| SPR Host Turnout | 0 | 0.00% | |
| County Clerk Pack Turnout | 0 | 0.00% | |
| Total... | 43 | 0.00% | |

| REP - President of the United States | | | |
|--------------------------------------|------------|----------------|--|
| Jeb Bush | 1 | 0.93% | |
| Ben Carson | 2 | 1.87% | |
| Chris Christie | 0 | 0.00% | |
| Ted Cruz | 29 | 27.10% | |
| Carly Fiorina | 0 | 0.00% | |
| Lindsey Graham | 0 | 0.00% | |
| Mike Huckabee | 0 | 0.00% | |
| John R. Kasich | 27 | 25.23% | |
| George Pataki | 0 | 0.00% | |
| Rand Paul | 0 | 0.00% | |
| Marco Rubio | 5 | 4.67% | |
| Rick Santorum | 0 | 0.00% | |
| Donald J. Trump | 42 | 39.25% | |
| Uncommitted | 1 | 0.93% | |
| Total... | 107 | 100.00% | |

| DEM - President of the United States | | | |
|--------------------------------------|-----------|----------------|--|
| Hillary Clinton | 17 | 39.53% | |
| Roque Rocky De La Fuente | 0 | 0.00% | |
| Martin J. O'Malley | 1 | 2.33% | |
| Bernie Sanders | 25 | 58.14% | |
| Uncommitted | 0 | 0.00% | |
| Total... | 43 | 100.00% | |

Hume Township

| Registration & Turnout | | 100 | |
|------------------------------|------------|----------------|--|
| Election Day Polling Turnout | 0 | 0.00% | |
| Manual Entry Turnout | 233 | 233.00% | |
| SPR Host Turnout | 0 | 0.00% | |
| County Clerk Pack Turnout | 0 | 0.00% | |
| Total... | 233 | 233.00% | |

| Non Partisan Registration & Turnout | | 0 | |
|-------------------------------------|----------|--------------|--|
| Election Day Polling Turnout | 0 | 0.00% | |
| Manual Entry Turnout | 5 | 0.00% | |
| SPR Host Turnout | 0 | 0.00% | |
| County Clerk Pack Turnout | 0 | 0.00% | |
| Total... | 5 | 0.00% | |

| Republican Registration & Turnout | | 0 | |
|-----------------------------------|------------|--------------|--|
| Election Day Polling Turnout | 0 | 0.00% | |
| Manual Entry Turnout | 173 | 0.00% | |
| SPR Host Turnout | 0 | 0.00% | |
| County Clerk Pack Turnout | 0 | 0.00% | |
| Total... | 173 | 0.00% | |

| Democratic Registration & Turnout | | 0 | |
|-----------------------------------|-----------|--------------|--|
| Election Day Polling Turnout | 0 | 0.00% | |
| Manual Entry Turnout | 55 | 0.00% | |
| SPR Host Turnout | 0 | 0.00% | |
| County Clerk Pack Turnout | 0 | 0.00% | |
| Total... | 55 | 0.00% | |

| REP - President of the United States | | | |
|--------------------------------------|------------|----------------|--|
| Jeb Bush | 2 | 1.16% | |
| Ben Carson | 1 | 0.58% | |
| Chris Christie | 1 | 0.58% | |
| Ted Cruz | 30 | 17.44% | |
| Carly Fiorina | 0 | 0.00% | |
| Lindsey Graham | 0 | 0.00% | |
| Mike Huckabee | 1 | 0.58% | |
| John R. Kasich | 36 | 20.93% | |
| George Pataki | 0 | 0.00% | |
| Rand Paul | 0 | 0.00% | |
| Marco Rubio | 15 | 8.72% | |
| Rick Santorum | 0 | 0.00% | |
| Donald J. Trump | 82 | 47.67% | |
| Uncommitted | 4 | 2.33% | |
| Total... | 172 | 100.00% | |

| DEM - President of the United States | | | |
|--------------------------------------|-----------|----------------|--|
| Hillary Clinton | 23 | 42.59% | |
| Roque Rocky De La Fuente | 0 | 0.00% | |
| Martin J. O'Malley | 0 | 0.00% | |
| Bernie Sanders | 31 | 57.41% | |
| Uncommitted | 0 | 0.00% | |
| Total... | 54 | 100.00% | |

| Hume Township Road Millage | | | |
|----------------------------|-----|--------|--|
| YES | 143 | 62.17% | |
| NO | 87 | 37.83% | |

March 8, 2016

Precinct Report

Huron County

OFFICIAL

Huron Township

Lake Township

| Registration & Turnout | | 100 | |
|------------------------------|----|--------|--|
| Election Day Polling Turnout | 0 | 0.00% | |
| Manual Entry Turnout | 98 | 98.00% | |
| SPR Host Turnout | 0 | 0.00% | |
| County Clerk Pack Turnout | 0 | 0.00% | |
| Total... | 98 | 98.00% | |

| Registration & Turnout | | 100 | |
|------------------------------|-----|---------|--|
| Election Day Polling Turnout | 0 | 0.00% | |
| Manual Entry Turnout | 277 | 277.00% | |
| SPR Host Turnout | 0 | 0.00% | |
| County Clerk Pack Turnout | 0 | 0.00% | |
| Total... | 277 | 277.00% | |

| Non Partisan Registration & Turnout | | 0 | |
|-------------------------------------|---|-------|--|
| Election Day Polling Turnout | 0 | 0.00% | |
| Manual Entry Turnout | 0 | 0.00% | |
| SPR Host Turnout | 0 | 0.00% | |
| County Clerk Pack Turnout | 0 | 0.00% | |
| Total... | 0 | 0.00% | |

| Non Partisan Registration & Turnout | | 0 | |
|-------------------------------------|---|-------|--|
| Election Day Polling Turnout | 0 | 0.00% | |
| Manual Entry Turnout | 0 | 0.00% | |
| SPR Host Turnout | 0 | 0.00% | |
| County Clerk Pack Turnout | 0 | 0.00% | |
| Total... | 0 | 0.00% | |

| Republican Registration & Turnout | | 0 | |
|-----------------------------------|----|-------|--|
| Election Day Polling Turnout | 0 | 0.00% | |
| Manual Entry Turnout | 77 | 0.00% | |
| SPR Host Turnout | 0 | 0.00% | |
| County Clerk Pack Turnout | 0 | 0.00% | |
| Total... | 77 | 0.00% | |

| Republican Registration & Turnout | | 0 | |
|-----------------------------------|-----|-------|--|
| Election Day Polling Turnout | 0 | 0.00% | |
| Manual Entry Turnout | 167 | 0.00% | |
| SPR Host Turnout | 0 | 0.00% | |
| County Clerk Pack Turnout | 0 | 0.00% | |
| Total... | 167 | 0.00% | |

| Democratic Registration & Turnout | | 0 | |
|-----------------------------------|----|-------|--|
| Election Day Polling Turnout | 0 | 0.00% | |
| Manual Entry Turnout | 21 | 0.00% | |
| SPR Host Turnout | 0 | 0.00% | |
| County Clerk Pack Turnout | 0 | 0.00% | |
| Total... | 21 | 0.00% | |

| Democratic Registration & Turnout | | 0 | |
|-----------------------------------|-----|-------|--|
| Election Day Polling Turnout | 0 | 0.00% | |
| Manual Entry Turnout | 110 | 0.00% | |
| SPR Host Turnout | 0 | 0.00% | |
| County Clerk Pack Turnout | 0 | 0.00% | |
| Total... | 110 | 0.00% | |

REP - President of the United States

REP - President of the United States

| | | | |
|-----------------|----|---------|--|
| Jeb Bush | 0 | 0.00% | |
| Ben Carson | 1 | 1.30% | |
| Chris Christie | 0 | 0.00% | |
| Ted Cruz | 7 | 9.09% | |
| Carly Fiorina | 0 | 0.00% | |
| Lindsey Graham | 1 | 1.30% | |
| Mike Huckabee | 0 | 0.00% | |
| John R. Kasich | 13 | 16.88% | |
| George Pataki | 1 | 1.30% | |
| Rand Paul | 0 | 0.00% | |
| Marco Rubio | 5 | 6.49% | |
| Rick Santorum | 0 | 0.00% | |
| Donald J. Trump | 48 | 62.34% | |
| Uncommitted | 1 | 1.30% | |
| Total... | 77 | 100.00% | |

| | | | |
|-----------------|-----|---------|--|
| Jeb Bush | 4 | 2.40% | |
| Ben Carson | 3 | 1.80% | |
| Chris Christie | 0 | 0.00% | |
| Ted Cruz | 27 | 16.17% | |
| Carly Fiorina | 1 | 0.60% | |
| Lindsey Graham | 0 | 0.00% | |
| Mike Huckabee | 0 | 0.00% | |
| John R. Kasich | 24 | 14.37% | |
| George Pataki | 0 | 0.00% | |
| Rand Paul | 1 | 0.60% | |
| Marco Rubio | 10 | 5.99% | |
| Rick Santorum | 0 | 0.00% | |
| Donald J. Trump | 95 | 56.89% | |
| Uncommitted | 2 | 1.20% | |
| Total... | 167 | 100.00% | |

DEM - President of the United States

DEM - President of the United States

| | | | |
|--------------------------|----|---------|--|
| Hillary Clinton | 9 | 42.86% | |
| Roque Rocky De La Fuente | 1 | 4.76% | |
| Martin J. O'Malley | 0 | 0.00% | |
| Bernie Sanders | 11 | 52.38% | |
| Uncommitted | 0 | 0.00% | |
| Total... | 21 | 100.00% | |

| | | | |
|--------------------------|-----|---------|--|
| Hillary Clinton | 49 | 44.55% | |
| Roque Rocky De La Fuente | 0 | 0.00% | |
| Martin J. O'Malley | 0 | 0.00% | |
| Bernie Sanders | 58 | 52.73% | |
| Uncommitted | 3 | 2.73% | |
| Total... | 110 | 100.00% | |

March 8, 2016
Precinct Report
Huron County
OFFICIAL

Lincoln Township

| Registration & Turnout | | 100 | |
|-----------------------------------|------------|----------------|--|
| Election Day Polling Turnout | 0 | 0.00% | |
| Manual Entry Turnout | 161 | 161.00% | |
| SPR Host Turnout | 0 | 0.00% | |
| County Clerk Pack Turnout | 0 | 0.00% | |
| Total... | 161 | 161.00% | |

| Non Partisan Registration & Turnout | | 0 | |
|--|----------|--------------|--|
| Election Day Polling Turnout | 0 | 0.00% | |
| Manual Entry Turnout | 0 | 0.00% | |
| SPR Host Turnout | 0 | 0.00% | |
| County Clerk Pack Turnout | 0 | 0.00% | |
| Total... | 0 | 0.00% | |

| Republican Registration & Turnout | | 0 | |
|--|-----------|--------------|--|
| Election Day Polling Turnout | 0 | 0.00% | |
| Manual Entry Turnout | 90 | 0.00% | |
| SPR Host Turnout | 0 | 0.00% | |
| County Clerk Pack Turnout | 0 | 0.00% | |
| Total... | 90 | 0.00% | |

| Democratic Registration & Turnout | | 0 | |
|--|-----------|--------------|--|
| Election Day Polling Turnout | 0 | 0.00% | |
| Manual Entry Turnout | 71 | 0.00% | |
| SPR Host Turnout | 0 | 0.00% | |
| County Clerk Pack Turnout | 0 | 0.00% | |
| Total... | 71 | 0.00% | |

| REP - President of the United States | | | |
|---|-----------|----------------|--|
| Jeb Bush | 0 | 0.00% | |
| Ben Carson | 0 | 0.00% | |
| Chris Christie | 0 | 0.00% | |
| Ted Cruz | 11 | 12.22% | |
| Carly Fiorina | 1 | 1.11% | |
| Lindsey Graham | 0 | 0.00% | |
| Mike Huckabee | 1 | 1.11% | |
| John R. Kasich | 17 | 18.89% | |
| George Pataki | 0 | 0.00% | |
| Rand Paul | 0 | 0.00% | |
| Marco Rubio | 9 | 10.00% | |
| Rick Santorum | 0 | 0.00% | |
| Donald J. Trump | 51 | 56.67% | |
| Uncommitted | 0 | 0.00% | |
| Total... | 90 | 100.00% | |

| DEM - President of the United States | | | |
|---|-----------|----------------|--|
| Hillary Clinton | 29 | 40.85% | |
| Roque Rocky De La Fuente | 0 | 0.00% | |
| Martin J. O'Malley | 0 | 0.00% | |
| Bernie Sanders | 42 | 59.15% | |
| Uncommitted | 0 | 0.00% | |
| Total... | 71 | 100.00% | |

McKinley Township

| Registration & Turnout | | 100 | |
|-----------------------------------|------------|----------------|--|
| Election Day Polling Turnout | 0 | 0.00% | |
| Manual Entry Turnout | 102 | 102.00% | |
| SPR Host Turnout | 0 | 0.00% | |
| County Clerk Pack Turnout | 0 | 0.00% | |
| Total... | 102 | 102.00% | |

| Non Partisan Registration & Turnout | | 0 | |
|--|----------|--------------|--|
| Election Day Polling Turnout | 0 | 0.00% | |
| Manual Entry Turnout | 0 | 0.00% | |
| SPR Host Turnout | 0 | 0.00% | |
| County Clerk Pack Turnout | 0 | 0.00% | |
| Total... | 0 | 0.00% | |

| Republican Registration & Turnout | | 0 | |
|--|-----------|--------------|--|
| Election Day Polling Turnout | 0 | 0.00% | |
| Manual Entry Turnout | 80 | 0.00% | |
| SPR Host Turnout | 0 | 0.00% | |
| County Clerk Pack Turnout | 0 | 0.00% | |
| Total... | 80 | 0.00% | |

| Democratic Registration & Turnout | | 0 | |
|--|-----------|--------------|--|
| Election Day Polling Turnout | 0 | 0.00% | |
| Manual Entry Turnout | 22 | 0.00% | |
| SPR Host Turnout | 0 | 0.00% | |
| County Clerk Pack Turnout | 0 | 0.00% | |
| Total... | 22 | 0.00% | |

| REP - President of the United States | | | |
|---|-----------|----------------|--|
| Jeb Bush | 0 | 0.00% | |
| Ben Carson | 1 | 1.25% | |
| Chris Christie | 0 | 0.00% | |
| Ted Cruz | 24 | 30.00% | |
| Carly Fiorina | 1 | 1.25% | |
| Lindsey Graham | 0 | 0.00% | |
| Mike Huckabee | 1 | 1.25% | |
| John R. Kasich | 22 | 27.50% | |
| George Pataki | 1 | 1.25% | |
| Rand Paul | 0 | 0.00% | |
| Marco Rubio | 8 | 10.00% | |
| Rick Santorum | 1 | 1.25% | |
| Donald J. Trump | 20 | 25.00% | |
| Uncommitted | 1 | 1.25% | |
| Total... | 80 | 100.00% | |

| DEM - President of the United States | | | |
|---|-----------|----------------|--|
| Hillary Clinton | 10 | 45.45% | |
| Roque Rocky De La Fuente | 0 | 0.00% | |
| Martin J. O'Malley | 0 | 0.00% | |
| Bernie Sanders | 12 | 54.55% | |
| Uncommitted | 0 | 0.00% | |
| Total... | 22 | 100.00% | |

March 8, 2016

Precinct Report

Huron County

OFFICIAL

Meade Township

| Registration & Turnout | | 100 | |
|------------------------------|-----|---------|--|
| Election Day Polling Turnout | 0 | 0.00% | |
| Manual Entry Turnout | 185 | 185.00% | |
| SPR Host Turnout | 0 | 0.00% | |
| County Clerk Pack Turnout | 0 | 0.00% | |
| Total... | 185 | 185.00% | |

| Non Partisan Registration & Turnout | | 0 | |
|-------------------------------------|---|-------|--|
| Election Day Polling Turnout | 0 | 0.00% | |
| Manual Entry Turnout | 0 | 0.00% | |
| SPR Host Turnout | 0 | 0.00% | |
| County Clerk Pack Turnout | 0 | 0.00% | |
| Total... | 0 | 0.00% | |

| Republican Registration & Turnout | | 0 | |
|-----------------------------------|-----|-------|--|
| Election Day Polling Turnout | 0 | 0.00% | |
| Manual Entry Turnout | 130 | 0.00% | |
| SPR Host Turnout | 0 | 0.00% | |
| County Clerk Pack Turnout | 0 | 0.00% | |
| Total... | 130 | 0.00% | |

| Democratic Registration & Turnout | | 0 | |
|-----------------------------------|----|-------|--|
| Election Day Polling Turnout | 0 | 0.00% | |
| Manual Entry Turnout | 55 | 0.00% | |
| SPR Host Turnout | 0 | 0.00% | |
| County Clerk Pack Turnout | 0 | 0.00% | |
| Total... | 55 | 0.00% | |

| REP - President of the United States | | | |
|--------------------------------------|-----|---------|--|
| Jeb Bush | 0 | 0.00% | |
| Ben Carson | 0 | 0.00% | |
| Chris Christie | 0 | 0.00% | |
| Ted Cruz | 19 | 14.96% | |
| Carly Fiorina | 0 | 0.00% | |
| Lindsey Graham | 0 | 0.00% | |
| Mike Huckabee | 2 | 1.57% | |
| John R. Kasich | 31 | 24.41% | |
| George Pataki | 0 | 0.00% | |
| Rand Paul | 1 | 0.79% | |
| Marco Rubio | 5 | 3.94% | |
| Rick Santorum | 0 | 0.00% | |
| Donald J. Trump | 69 | 54.33% | |
| Uncommitted | 0 | 0.00% | |
| Total... | 127 | 100.00% | |

| DEM - President of the United States | | | |
|--------------------------------------|----|---------|--|
| Hillary Clinton | 18 | 32.73% | |
| Roque Rocky De La Fuente | 0 | 0.00% | |
| Martin J. O'Malley | 0 | 0.00% | |
| Bernie Sanders | 35 | 63.64% | |
| Uncommitted | 2 | 3.64% | |
| Total... | 55 | 100.00% | |

Oliver Township

| Registration & Turnout | | 100 | |
|------------------------------|-----|---------|--|
| Election Day Polling Turnout | 0 | 0.00% | |
| Manual Entry Turnout | 319 | 319.00% | |
| SPR Host Turnout | 0 | 0.00% | |
| County Clerk Pack Turnout | 0 | 0.00% | |
| Total... | 319 | 319.00% | |

| Non Partisan Registration & Turnout | | 0 | |
|-------------------------------------|---|-------|--|
| Election Day Polling Turnout | 0 | 0.00% | |
| Manual Entry Turnout | 0 | 0.00% | |
| SPR Host Turnout | 0 | 0.00% | |
| County Clerk Pack Turnout | 0 | 0.00% | |
| Total... | 0 | 0.00% | |

| Republican Registration & Turnout | | 0 | |
|-----------------------------------|-----|-------|--|
| Election Day Polling Turnout | 0 | 0.00% | |
| Manual Entry Turnout | 218 | 0.00% | |
| SPR Host Turnout | 0 | 0.00% | |
| County Clerk Pack Turnout | 0 | 0.00% | |
| Total... | 218 | 0.00% | |

| Democratic Registration & Turnout | | 0 | |
|-----------------------------------|-----|-------|--|
| Election Day Polling Turnout | 0 | 0.00% | |
| Manual Entry Turnout | 101 | 0.00% | |
| SPR Host Turnout | 0 | 0.00% | |
| County Clerk Pack Turnout | 0 | 0.00% | |
| Total... | 101 | 0.00% | |

| REP - President of the United States | | | |
|--------------------------------------|-----|---------|--|
| Jeb Bush | 2 | 0.92% | |
| Ben Carson | 5 | 2.29% | |
| Chris Christie | 0 | 0.00% | |
| Ted Cruz | 51 | 23.39% | |
| Carly Fiorina | 0 | 0.00% | |
| Lindsey Graham | 0 | 0.00% | |
| Mike Huckabee | 2 | 0.92% | |
| John R. Kasich | 50 | 22.94% | |
| George Pataki | 1 | 0.46% | |
| Rand Paul | 2 | 0.92% | |
| Marco Rubio | 18 | 8.26% | |
| Rick Santorum | 0 | 0.00% | |
| Donald J. Trump | 86 | 39.45% | |
| Uncommitted | 1 | 0.46% | |
| Total... | 218 | 100.00% | |

| DEM - President of the United States | | | |
|--------------------------------------|-----|---------|--|
| Hillary Clinton | 40 | 39.60% | |
| Roque Rocky De La Fuente | 0 | 0.00% | |
| Martin J. O'Malley | 2 | 1.98% | |
| Bernie Sanders | 59 | 58.42% | |
| Uncommitted | 0 | 0.00% | |
| Total... | 101 | 100.00% | |

March 8, 2016
Precinct Report
Huron County
OFFICIAL

Paris Township

Pointe Aux Barques Township

| Registration & Turnout | | 100 | |
|-----------------------------------|-----------|---------------|--|
| Election Day Polling Turnout | 0 | 0.00% | |
| Manual Entry Turnout | 96 | 96.00% | |
| SPR Host Turnout | 0 | 0.00% | |
| County Clerk Pack Turnout | 0 | 0.00% | |
| Total... | 96 | 96.00% | |

| Registration & Turnout | | 100 | |
|-----------------------------------|-----------|---------------|--|
| Election Day Polling Turnout | 0 | 0.00% | |
| Manual Entry Turnout | 15 | 15.00% | |
| SPR Host Turnout | 0 | 0.00% | |
| County Clerk Pack Turnout | 0 | 0.00% | |
| Total... | 15 | 15.00% | |

| Non Partisan Registration & Turnout | | 0 | |
|--|----------|--------------|--|
| Election Day Polling Turnout | 0 | 0.00% | |
| Manual Entry Turnout | 0 | 0.00% | |
| SPR Host Turnout | 0 | 0.00% | |
| County Clerk Pack Turnout | 0 | 0.00% | |
| Total... | 0 | 0.00% | |

| Non Partisan Registration & Turnout | | 0 | |
|--|----------|--------------|--|
| Election Day Polling Turnout | 0 | 0.00% | |
| Manual Entry Turnout | 0 | 0.00% | |
| SPR Host Turnout | 0 | 0.00% | |
| County Clerk Pack Turnout | 0 | 0.00% | |
| Total... | 0 | 0.00% | |

| Republican Registration & Turnout | | 0 | |
|--|-----------|--------------|--|
| Election Day Polling Turnout | 0 | 0.00% | |
| Manual Entry Turnout | 76 | 0.00% | |
| SPR Host Turnout | 0 | 0.00% | |
| County Clerk Pack Turnout | 0 | 0.00% | |
| Total... | 76 | 0.00% | |

| Republican Registration & Turnout | | 0 | |
|--|-----------|--------------|--|
| Election Day Polling Turnout | 0 | 0.00% | |
| Manual Entry Turnout | 13 | 0.00% | |
| SPR Host Turnout | 0 | 0.00% | |
| County Clerk Pack Turnout | 0 | 0.00% | |
| Total... | 13 | 0.00% | |

| Democratic Registration & Turnout | | 0 | |
|--|-----------|--------------|--|
| Election Day Polling Turnout | 0 | 0.00% | |
| Manual Entry Turnout | 20 | 0.00% | |
| SPR Host Turnout | 0 | 0.00% | |
| County Clerk Pack Turnout | 0 | 0.00% | |
| Total... | 20 | 0.00% | |

| Democratic Registration & Turnout | | 0 | |
|--|----------|--------------|--|
| Election Day Polling Turnout | 0 | 0.00% | |
| Manual Entry Turnout | 2 | 0.00% | |
| SPR Host Turnout | 0 | 0.00% | |
| County Clerk Pack Turnout | 0 | 0.00% | |
| Total... | 2 | 0.00% | |

| REP - President of the United States | | | |
|---|-----------|----------------|--|
| Jeb Bush | 0 | 0.00% | |
| Ben Carson | 0 | 0.00% | |
| Chris Christie | 1 | 1.32% | |
| Ted Cruz | 8 | 10.53% | |
| Carly Fiorina | 0 | 0.00% | |
| Lindsey Graham | 0 | 0.00% | |
| Mike Huckabee | 0 | 0.00% | |
| John R. Kasich | 17 | 22.37% | |
| George Pataki | 0 | 0.00% | |
| Rand Paul | 0 | 0.00% | |
| Marco Rubio | 8 | 10.53% | |
| Rick Santorum | 0 | 0.00% | |
| Donald J. Trump | 42 | 55.26% | |
| Uncommitted | 0 | 0.00% | |
| Total... | 76 | 100.00% | |

| REP - President of the United States | | | |
|---|-----------|----------------|--|
| Jeb Bush | 0 | 0.00% | |
| Ben Carson | 0 | 0.00% | |
| Chris Christie | 0 | 0.00% | |
| Ted Cruz | 0 | 0.00% | |
| Carly Fiorina | 0 | 0.00% | |
| Lindsey Graham | 0 | 0.00% | |
| Mike Huckabee | 0 | 0.00% | |
| John R. Kasich | 3 | 23.08% | |
| George Pataki | 0 | 0.00% | |
| Rand Paul | 0 | 0.00% | |
| Marco Rubio | 5 | 38.46% | |
| Rick Santorum | 0 | 0.00% | |
| Donald J. Trump | 4 | 30.77% | |
| Uncommitted | 1 | 7.69% | |
| Total... | 13 | 100.00% | |

| DEM - President of the United States | | | |
|---|-----------|----------------|--|
| Hillary Clinton | 8 | 40.00% | |
| Roque Rocky De La Fuente | 0 | 0.00% | |
| Martin J. O'Malley | 0 | 0.00% | |
| Bernie Sanders | 12 | 60.00% | |
| Uncommitted | 0 | 0.00% | |
| Total... | 20 | 100.00% | |

| DEM - President of the United States | | | |
|---|----------|----------------|--|
| Hillary Clinton | 0 | 0.00% | |
| Roque Rocky De La Fuente | 0 | 0.00% | |
| Martin J. O'Malley | 0 | 0.00% | |
| Bernie Sanders | 1 | 50.00% | |
| Uncommitted | 1 | 50.00% | |
| Total... | 2 | 100.00% | |

March 8, 2016

Precinct Report

Huron County

OFFICIAL

Port Austin Township

| Registration & Turnout | | 100 | |
|------------------------------|------------|----------------|--|
| Election Day Polling Turnout | 0 | 0.00% | |
| Manual Entry Turnout | 418 | 418.00% | |
| SPR Host Turnout | 0 | 0.00% | |
| County Clerk Pack Turnout | 0 | 0.00% | |
| Total... | 418 | 418.00% | |

| Non Partisan Registration & Turnout | | 0 | |
|-------------------------------------|----------|--------------|--|
| Election Day Polling Turnout | 0 | 0.00% | |
| Manual Entry Turnout | 0 | 0.00% | |
| SPR Host Turnout | 0 | 0.00% | |
| County Clerk Pack Turnout | 0 | 0.00% | |
| Total... | 0 | 0.00% | |

| Republican Registration & Turnout | | 0 | |
|-----------------------------------|------------|--------------|--|
| Election Day Polling Turnout | 0 | 0.00% | |
| Manual Entry Turnout | 273 | 0.00% | |
| SPR Host Turnout | 0 | 0.00% | |
| County Clerk Pack Turnout | 0 | 0.00% | |
| Total... | 273 | 0.00% | |

| Democratic Registration & Turnout | | 0 | |
|-----------------------------------|------------|--------------|--|
| Election Day Polling Turnout | 0 | 0.00% | |
| Manual Entry Turnout | 145 | 0.00% | |
| SPR Host Turnout | 0 | 0.00% | |
| County Clerk Pack Turnout | 0 | 0.00% | |
| Total... | 145 | 0.00% | |

| REP - President of the United States | | | |
|--------------------------------------|------------|----------------|--|
| Jeb Bush | 4 | 1.48% | |
| Ben Carson | 2 | 0.74% | |
| Chris Christie | 0 | 0.00% | |
| Ted Cruz | 46 | 16.97% | |
| Carly Fiorina | 0 | 0.00% | |
| Lindsey Graham | 0 | 0.00% | |
| Mike Huckabee | 0 | 0.00% | |
| John R. Kasich | 41 | 15.13% | |
| George Pataki | 0 | 0.00% | |
| Rand Paul | 1 | 0.37% | |
| Marco Rubio | 23 | 8.49% | |
| Rick Santorum | 0 | 0.00% | |
| Donald J. Trump | 144 | 53.14% | |
| Uncommitted | 10 | 3.69% | |
| Total... | 271 | 100.00% | |

| DEM - President of the United States | | | |
|--------------------------------------|------------|----------------|--|
| Hillary Clinton | 76 | 53.15% | |
| Roque Rocky De La Fuente | 0 | 0.00% | |
| Martin J. O'Malley | 0 | 0.00% | |
| Bernie Sanders | 66 | 46.15% | |
| Uncommitted | 1 | 0.70% | |
| Total... | 143 | 100.00% | |

| Port Austin Road Millage Renewal | | | |
|----------------------------------|-----|--------|--|
| YES | 271 | 66.42% | |
| NO | 137 | 33.58% | |

Rubicon Township

| Registration & Turnout | | 100 | |
|------------------------------|------------|----------------|--|
| Election Day Polling Turnout | 0 | 0.00% | |
| Manual Entry Turnout | 169 | 169.00% | |
| SPR Host Turnout | 0 | 0.00% | |
| County Clerk Pack Turnout | 0 | 0.00% | |
| Total... | 169 | 169.00% | |

| Non Partisan Registration & Turnout | | 0 | |
|-------------------------------------|----------|--------------|--|
| Election Day Polling Turnout | 0 | 0.00% | |
| Manual Entry Turnout | 0 | 0.00% | |
| SPR Host Turnout | 0 | 0.00% | |
| County Clerk Pack Turnout | 0 | 0.00% | |
| Total... | 0 | 0.00% | |

| Republican Registration & Turnout | | 0 | |
|-----------------------------------|------------|--------------|--|
| Election Day Polling Turnout | 0 | 0.00% | |
| Manual Entry Turnout | 135 | 0.00% | |
| SPR Host Turnout | 0 | 0.00% | |
| County Clerk Pack Turnout | 0 | 0.00% | |
| Total... | 135 | 0.00% | |

| Democratic Registration & Turnout | | 0 | |
|-----------------------------------|-----------|--------------|--|
| Election Day Polling Turnout | 0 | 0.00% | |
| Manual Entry Turnout | 34 | 0.00% | |
| SPR Host Turnout | 0 | 0.00% | |
| County Clerk Pack Turnout | 0 | 0.00% | |
| Total... | 34 | 0.00% | |

| REP - President of the United States | | | |
|--------------------------------------|------------|----------------|--|
| Jeb Bush | 1 | 0.74% | |
| Ben Carson | 0 | 0.00% | |
| Chris Christie | 0 | 0.00% | |
| Ted Cruz | 29 | 21.48% | |
| Carly Fiorina | 0 | 0.00% | |
| Lindsey Graham | 0 | 0.00% | |
| Mike Huckabee | 0 | 0.00% | |
| John R. Kasich | 33 | 24.44% | |
| George Pataki | 1 | 0.74% | |
| Rand Paul | 0 | 0.00% | |
| Marco Rubio | 10 | 7.41% | |
| Rick Santorum | 1 | 0.74% | |
| Donald J. Trump | 60 | 44.44% | |
| Uncommitted | 0 | 0.00% | |
| Total... | 135 | 100.00% | |

| DEM - President of the United States | | | |
|--------------------------------------|-----------|----------------|--|
| Hillary Clinton | 14 | 41.18% | |
| Roque Rocky De La Fuente | 0 | 0.00% | |
| Martin J. O'Malley | 0 | 0.00% | |
| Bernie Sanders | 20 | 58.82% | |
| Uncommitted | 0 | 0.00% | |
| Total... | 34 | 100.00% | |

March 8, 2016
Precinct Report
Huron County
OFFICIAL

Sand Beach Township

Sebewaing Township

| Registration & Turnout | | 100 | |
|------------------------------|------------|----------------|--|
| Election Day Polling Turnout | 0 | 0.00% | |
| Manual Entry Turnout | 302 | 302.00% | |
| SPR Host Turnout | 0 | 0.00% | |
| County Clerk Pack Turnout | 0 | 0.00% | |
| Total... | 302 | 302.00% | |

| Registration & Turnout | | 100 | |
|------------------------------|------------|----------------|--|
| Election Day Polling Turnout | 0 | 0.00% | |
| Manual Entry Turnout | 621 | 621.00% | |
| SPR Host Turnout | 0 | 0.00% | |
| County Clerk Pack Turnout | 0 | 0.00% | |
| Total... | 621 | 621.00% | |

| Non Partisan Registration & Turnout | | 0 | |
|-------------------------------------|----------|--------------|--|
| Election Day Polling Turnout | 0 | 0.00% | |
| Manual Entry Turnout | 0 | 0.00% | |
| SPR Host Turnout | 0 | 0.00% | |
| County Clerk Pack Turnout | 0 | 0.00% | |
| Total... | 0 | 0.00% | |

| Non Partisan Registration & Turnout | | 0 | |
|-------------------------------------|----------|--------------|--|
| Election Day Polling Turnout | 0 | 0.00% | |
| Manual Entry Turnout | 0 | 0.00% | |
| SPR Host Turnout | 0 | 0.00% | |
| County Clerk Pack Turnout | 0 | 0.00% | |
| Total... | 0 | 0.00% | |

| Republican Registration & Turnout | | 0 | |
|-----------------------------------|------------|--------------|--|
| Election Day Polling Turnout | 0 | 0.00% | |
| Manual Entry Turnout | 249 | 0.00% | |
| SPR Host Turnout | 0 | 0.00% | |
| County Clerk Pack Turnout | 0 | 0.00% | |
| Total... | 249 | 0.00% | |

| Republican Registration & Turnout | | 0 | |
|-----------------------------------|------------|--------------|--|
| Election Day Polling Turnout | 0 | 0.00% | |
| Manual Entry Turnout | 468 | 0.00% | |
| SPR Host Turnout | 0 | 0.00% | |
| County Clerk Pack Turnout | 0 | 0.00% | |
| Total... | 468 | 0.00% | |

| Democratic Registration & Turnout | | 0 | |
|-----------------------------------|-----------|--------------|--|
| Election Day Polling Turnout | 0 | 0.00% | |
| Manual Entry Turnout | 53 | 0.00% | |
| SPR Host Turnout | 0 | 0.00% | |
| County Clerk Pack Turnout | 0 | 0.00% | |
| Total... | 53 | 0.00% | |

| Democratic Registration & Turnout | | 0 | |
|-----------------------------------|------------|--------------|--|
| Election Day Polling Turnout | 0 | 0.00% | |
| Manual Entry Turnout | 153 | 0.00% | |
| SPR Host Turnout | 0 | 0.00% | |
| County Clerk Pack Turnout | 0 | 0.00% | |
| Total... | 153 | 0.00% | |

| REP - President of the United States | | |
|--------------------------------------|------------|----------------|
| Jeb Bush | 3 | 1.20% |
| Ben Carson | 4 | 1.61% |
| Chris Christie | 0 | 0.00% |
| Ted Cruz | 42 | 16.87% |
| Carly Fiorina | 1 | 0.40% |
| Lindsey Graham | 0 | 0.00% |
| Mike Huckabee | 1 | 0.40% |
| John R. Kasich | 45 | 18.07% |
| George Pataki | 0 | 0.00% |
| Rand Paul | 0 | 0.00% |
| Marco Rubio | 24 | 9.64% |
| Rick Santorum | 1 | 0.40% |
| Donald J. Trump | 122 | 49.00% |
| Uncommitted | 6 | 2.41% |
| Total... | 249 | 100.00% |

| REP - President of the United States | | |
|--------------------------------------|------------|----------------|
| Jeb Bush | 1 | 0.22% |
| Ben Carson | 6 | 1.29% |
| Chris Christie | 3 | 0.65% |
| Ted Cruz | 139 | 29.96% |
| Carly Fiorina | 0 | 0.00% |
| Lindsey Graham | 0 | 0.00% |
| Mike Huckabee | 0 | 0.00% |
| John R. Kasich | 85 | 18.32% |
| George Pataki | 0 | 0.00% |
| Rand Paul | 0 | 0.00% |
| Marco Rubio | 44 | 9.48% |
| Rick Santorum | 0 | 0.00% |
| Donald J. Trump | 186 | 40.09% |
| Uncommitted | 0 | 0.00% |
| Total... | 464 | 100.00% |

| DEM - President of the United States | | |
|--------------------------------------|-----------|----------------|
| Hillary Clinton | 23 | 43.40% |
| Roque Rocky De La Fuente | 0 | 0.00% |
| Martin J. O'Malley | 0 | 0.00% |
| Bernie Sanders | 30 | 56.60% |
| Uncommitted | 0 | 0.00% |
| Total... | 53 | 100.00% |

| DEM - President of the United States | | |
|--------------------------------------|------------|----------------|
| Hillary Clinton | 64 | 42.38% |
| Roque Rocky De La Fuente | 1 | 0.66% |
| Martin J. O'Malley | 0 | 0.00% |
| Bernie Sanders | 86 | 56.95% |
| Uncommitted | 0 | 0.00% |
| Total... | 151 | 100.00% |

March 8, 2016

Precinct Report

Huron County

OFFICIAL

Sheridan Township

| Registration & Turnout | | 100 | |
|------------------------------|-----|---------|--|
| Election Day Polling Turnout | 0 | 0.00% | |
| Manual Entry Turnout | 143 | 143.00% | |
| SPR Host Turnout | 0 | 0.00% | |
| County Clerk Pack Turnout | 0 | 0.00% | |
| Total... | 143 | 143.00% | |

| Non Partisan Registration & Turnout | | 0 | |
|-------------------------------------|---|-------|--|
| Election Day Polling Turnout | 0 | 0.00% | |
| Manual Entry Turnout | 0 | 0.00% | |
| SPR Host Turnout | 0 | 0.00% | |
| County Clerk Pack Turnout | 0 | 0.00% | |
| Total... | 0 | 0.00% | |

| Republican Registration & Turnout | | 0 | |
|-----------------------------------|-----|-------|--|
| Election Day Polling Turnout | 0 | 0.00% | |
| Manual Entry Turnout | 107 | 0.00% | |
| SPR Host Turnout | 0 | 0.00% | |
| County Clerk Pack Turnout | 0 | 0.00% | |
| Total... | 107 | 0.00% | |

| Democratic Registration & Turnout | | 0 | |
|-----------------------------------|----|-------|--|
| Election Day Polling Turnout | 0 | 0.00% | |
| Manual Entry Turnout | 36 | 0.00% | |
| SPR Host Turnout | 0 | 0.00% | |
| County Clerk Pack Turnout | 0 | 0.00% | |
| Total... | 36 | 0.00% | |

| REP - President of the United States | | | |
|--------------------------------------|-----|---------|--|
| Jeb Bush | 2 | 1.87% | |
| Ben Carson | 4 | 3.74% | |
| Chris Christie | 0 | 0.00% | |
| Ted Cruz | 24 | 22.43% | |
| Carly Fiorina | 0 | 0.00% | |
| Lindsey Graham | 0 | 0.00% | |
| Mike Huckabee | 0 | 0.00% | |
| John R. Kasich | 26 | 24.30% | |
| George Pataki | 0 | 0.00% | |
| Rand Paul | 0 | 0.00% | |
| Marco Rubio | 14 | 13.08% | |
| Rick Santorum | 0 | 0.00% | |
| Donald J. Trump | 37 | 34.58% | |
| Uncommitted | 0 | 0.00% | |
| Total... | 107 | 100.00% | |

| DEM - President of the United States | | | |
|--------------------------------------|----|---------|--|
| Hillary Clinton | 18 | 50.00% | |
| Roque Rocky De La Fuente | 0 | 0.00% | |
| Martin J. O'Malley | 1 | 2.78% | |
| Bernie Sanders | 16 | 44.44% | |
| Uncommitted | 1 | 2.78% | |
| Total... | 36 | 100.00% | |

Sherman Township

| Registration & Turnout | | 100 | |
|------------------------------|-----|---------|--|
| Election Day Polling Turnout | 0 | 0.00% | |
| Manual Entry Turnout | 297 | 297.00% | |
| SPR Host Turnout | 0 | 0.00% | |
| County Clerk Pack Turnout | 0 | 0.00% | |
| Total... | 297 | 297.00% | |

| Non Partisan Registration & Turnout | | 0 | |
|-------------------------------------|---|-------|--|
| Election Day Polling Turnout | 0 | 0.00% | |
| Manual Entry Turnout | 0 | 0.00% | |
| SPR Host Turnout | 0 | 0.00% | |
| County Clerk Pack Turnout | 0 | 0.00% | |
| Total... | 0 | 0.00% | |

| Republican Registration & Turnout | | 0 | |
|-----------------------------------|-----|-------|--|
| Election Day Polling Turnout | 0 | 0.00% | |
| Manual Entry Turnout | 211 | 0.00% | |
| SPR Host Turnout | 0 | 0.00% | |
| County Clerk Pack Turnout | 0 | 0.00% | |
| Total... | 211 | 0.00% | |

| Democratic Registration & Turnout | | 0 | |
|-----------------------------------|----|-------|--|
| Election Day Polling Turnout | 0 | 0.00% | |
| Manual Entry Turnout | 86 | 0.00% | |
| SPR Host Turnout | 0 | 0.00% | |
| County Clerk Pack Turnout | 0 | 0.00% | |
| Total... | 86 | 0.00% | |

| REP - President of the United States | | | |
|--------------------------------------|-----|---------|--|
| Jeb Bush | 3 | 1.42% | |
| Ben Carson | 4 | 1.90% | |
| Chris Christie | 3 | 1.42% | |
| Ted Cruz | 36 | 17.06% | |
| Carly Fiorina | 0 | 0.00% | |
| Lindsey Graham | 0 | 0.00% | |
| Mike Huckabee | 2 | 0.95% | |
| John R. Kasich | 31 | 14.69% | |
| George Pataki | 0 | 0.00% | |
| Rand Paul | 0 | 0.00% | |
| Marco Rubio | 28 | 13.27% | |
| Rick Santorum | 0 | 0.00% | |
| Donald J. Trump | 94 | 44.55% | |
| Uncommitted | 10 | 4.74% | |
| Total... | 211 | 100.00% | |

| DEM - President of the United States | | | |
|--------------------------------------|----|---------|--|
| Hillary Clinton | 32 | 37.21% | |
| Roque Rocky De La Fuente | 0 | 0.00% | |
| Martin J. O'Malley | 0 | 0.00% | |
| Bernie Sanders | 50 | 58.14% | |
| Uncommitted | 4 | 4.65% | |
| Total... | 86 | 100.00% | |

March 8, 2016

Precinct Report

Huron County

OFFICIAL

Sigel Township

Verona Township

| Registration & Turnout | | 100 | |
|------------------------------|-----|---------|--|
| Election Day Polling Turnout | 0 | 0.00% | |
| Manual Entry Turnout | 117 | 117.00% | |
| SPR Host Turnout | 0 | 0.00% | |
| County Clerk Pack Turnout | 0 | 0.00% | |
| Total... | 117 | 117.00% | |

| Registration & Turnout | | 100 | |
|------------------------------|-----|---------|--|
| Election Day Polling Turnout | 0 | 0.00% | |
| Manual Entry Turnout | 296 | 296.00% | |
| SPR Host Turnout | 0 | 0.00% | |
| County Clerk Pack Turnout | 0 | 0.00% | |
| Total... | 296 | 296.00% | |

| Non Partisan Registration & Turnout | | 0 | |
|-------------------------------------|---|-------|--|
| Election Day Polling Turnout | 0 | 0.00% | |
| Manual Entry Turnout | 0 | 0.00% | |
| SPR Host Turnout | 0 | 0.00% | |
| County Clerk Pack Turnout | 0 | 0.00% | |
| Total... | 0 | 0.00% | |

| Non Partisan Registration & Turnout | | 0 | |
|-------------------------------------|---|-------|--|
| Election Day Polling Turnout | 0 | 0.00% | |
| Manual Entry Turnout | 0 | 0.00% | |
| SPR Host Turnout | 0 | 0.00% | |
| County Clerk Pack Turnout | 0 | 0.00% | |
| Total... | 0 | 0.00% | |

| Republican Registration & Turnout | | 0 | |
|-----------------------------------|----|-------|--|
| Election Day Polling Turnout | 0 | 0.00% | |
| Manual Entry Turnout | 95 | 0.00% | |
| SPR Host Turnout | 0 | 0.00% | |
| County Clerk Pack Turnout | 0 | 0.00% | |
| Total... | 95 | 0.00% | |

| Republican Registration & Turnout | | 0 | |
|-----------------------------------|-----|-------|--|
| Election Day Polling Turnout | 0 | 0.00% | |
| Manual Entry Turnout | 202 | 0.00% | |
| SPR Host Turnout | 0 | 0.00% | |
| County Clerk Pack Turnout | 0 | 0.00% | |
| Total... | 202 | 0.00% | |

| Democratic Registration & Turnout | | 0 | |
|-----------------------------------|----|-------|--|
| Election Day Polling Turnout | 0 | 0.00% | |
| Manual Entry Turnout | 22 | 0.00% | |
| SPR Host Turnout | 0 | 0.00% | |
| County Clerk Pack Turnout | 0 | 0.00% | |
| Total... | 22 | 0.00% | |

| Democratic Registration & Turnout | | 0 | |
|-----------------------------------|----|-------|--|
| Election Day Polling Turnout | 0 | 0.00% | |
| Manual Entry Turnout | 94 | 0.00% | |
| SPR Host Turnout | 0 | 0.00% | |
| County Clerk Pack Turnout | 0 | 0.00% | |
| Total... | 94 | 0.00% | |

REP - President of the United States

| | | | |
|-----------------|----|---------|--|
| Jeb Bush | 0 | 0.00% | |
| Ben Carson | 0 | 0.00% | |
| Chris Christie | 1 | 1.05% | |
| Ted Cruz | 32 | 33.68% | |
| Carly Fiorina | 0 | 0.00% | |
| Lindsey Graham | 0 | 0.00% | |
| Mike Huckabee | 1 | 1.05% | |
| John R. Kasich | 21 | 22.11% | |
| George Pataki | 0 | 0.00% | |
| Rand Paul | 0 | 0.00% | |
| Marco Rubio | 5 | 5.26% | |
| Rick Santorum | 0 | 0.00% | |
| Donald J. Trump | 35 | 36.84% | |
| Uncommitted | 0 | 0.00% | |
| Total... | 95 | 100.00% | |

REP - President of the United States

| | | | |
|-----------------|-----|---------|--|
| Jeb Bush | 0 | 0.00% | |
| Ben Carson | 1 | 0.50% | |
| Chris Christie | 0 | 0.00% | |
| Ted Cruz | 44 | 21.89% | |
| Carly Fiorina | 0 | 0.00% | |
| Lindsey Graham | 0 | 0.00% | |
| Mike Huckabee | 0 | 0.00% | |
| John R. Kasich | 44 | 21.89% | |
| George Pataki | 0 | 0.00% | |
| Rand Paul | 0 | 0.00% | |
| Marco Rubio | 26 | 12.94% | |
| Rick Santorum | 0 | 0.00% | |
| Donald J. Trump | 79 | 39.30% | |
| Uncommitted | 7 | 3.48% | |
| Total... | 201 | 100.00% | |

DEM - President of the United States

| | | | |
|--------------------------|----|---------|--|
| Hillary Clinton | 9 | 40.91% | |
| Roque Rocky De La Fuente | 0 | 0.00% | |
| Martin J. O'Malley | 0 | 0.00% | |
| Bernie Sanders | 12 | 54.55% | |
| Uncommitted | 1 | 4.55% | |
| Total... | 22 | 100.00% | |

DEM - President of the United States

| | | | |
|--------------------------|----|---------|--|
| Hillary Clinton | 52 | 55.91% | |
| Roque Rocky De La Fuente | 0 | 0.00% | |
| Martin J. O'Malley | 0 | 0.00% | |
| Bernie Sanders | 41 | 44.09% | |
| Uncommitted | 0 | 0.00% | |
| Total... | 93 | 100.00% | |

March 8, 2016
Precinct Report
Huron County
OFFICIAL

Winsor Township

| Registration & Turnout | | 100 |
|-----------------------------------|------------|----------------|
| Election Day Polling Turnout | 0 | 0.00% |
| Manual Entry Turnout | 489 | 489.00% |
| SPR Host Turnout | 0 | 0.00% |
| County Clerk Pack Turnout | 0 | 0.00% |
| Total... | 489 | 489.00% |

| Non Partisan Registration & Turnout | | 0 |
|--|----------|--------------|
| Election Day Polling Turnout | 0 | 0.00% |
| Manual Entry Turnout | 0 | 0.00% |
| SPR Host Turnout | 0 | 0.00% |
| County Clerk Pack Turnout | 0 | 0.00% |
| Total... | 0 | 0.00% |

| Republican Registration & Turnout | | 0 |
|--|------------|--------------|
| Election Day Polling Turnout | 0 | 0.00% |
| Manual Entry Turnout | 369 | 0.00% |
| SPR Host Turnout | 0 | 0.00% |
| County Clerk Pack Turnout | 0 | 0.00% |
| Total... | 369 | 0.00% |

| Democratic Registration & Turnout | | 0 |
|--|------------|--------------|
| Election Day Polling Turnout | 0 | 0.00% |
| Manual Entry Turnout | 120 | 0.00% |
| SPR Host Turnout | 0 | 0.00% |
| County Clerk Pack Turnout | 0 | 0.00% |
| Total... | 120 | 0.00% |

| REP - President of the United States | | |
|---|------------|----------------|
| Jeb Bush | 6 | 1.63% |
| Ben Carson | 3 | 0.81% |
| Chris Christie | 0 | 0.00% |
| Ted Cruz | 112 | 30.35% |
| Carly Fiorina | 1 | 0.27% |
| Lindsey Graham | 0 | 0.00% |
| Mike Huckabee | 0 | 0.00% |
| John R. Kasich | 69 | 18.70% |
| George Pataki | 1 | 0.27% |
| Rand Paul | 0 | 0.00% |
| Marco Rubio | 44 | 11.92% |
| Rick Santorum | 1 | 0.27% |
| Donald J. Trump | 118 | 31.98% |
| Uncommitted | 14 | 3.79% |
| Total... | 369 | 100.00% |

| DEM - President of the United States | | |
|---|------------|----------------|
| Hillary Clinton | 60 | 50.00% |
| Roque Rocky De La Fuente | 0 | 0.00% |
| Martin J. O'Malley | 1 | 0.83% |
| Bernie Sanders | 58 | 48.33% |
| Uncommitted | 1 | 0.83% |
| Total... | 120 | 100.00% |

| 200003 | REPUBLICAN PRESIDENT OF THE UNITED STATES 8TH | | | | | | | | | | | | | | | |
|-----------------------------------|---|--------------|-------------|--|----------|------------|----------------|----------|---------------|----------------|---------------|----------------|---------------|-----------|-------------|---------------|
| | Registration | Ballots Cast | Turnout (%) | | Jeb Bush | Ben Carson | Chris Christie | Ted Cruz | Carly Fiorino | Lindsey Graham | Mike Huckabee | John R. Kasich | George Pataki | Rand Paul | Marco Rubio | Rick Santorum |
| City of Lansing Ward 1 Precinct 1 | 2339 | 485 | 20.74 | | 1 | 1 | 1 | 50 | 0 | 0 | 1 | 22 | 0 | 0 | 15 | 2 |
| City of Lansing Ward 1 Precinct 1 | 2339 | 0 | 0.00 | | 0 | 0 | 0 | 0 | 0 | 0 | 0 | 0 | 0 | 0 | 0 | 0 |
| City of Lansing Ward 1 Precinct 1 | 2339 | 0 | 0.00 | | 0 | 0 | 0 | 0 | 0 | 0 | 0 | 0 | 0 | 0 | 0 | 0 |
| City of Lansing Ward 1 Precinct 1 | 2339 | 0 | 0.00 | | 0 | 0 | 0 | 0 | 0 | 0 | 0 | 0 | 0 | 0 | 0 | 0 |
| City of Lansing Ward 1 Precinct 1 | 2339 | 114 | 4.87 | | 0 | 3 | 1 | 6 | 0 | 0 | 1 | 0 | 0 | 1 | 2 | 0 |
| City of Lansing Ward 1 Precinct 2 | 2346 | 401 | 17.09 | | 0 | 0 | 0 | 20 | 0 | 0 | 0 | 19 | 1 | 0 | 10 | 0 |
| City of Lansing Ward 1 Precinct 2 | 2346 | 14 | 0.60 | | 0 | 0 | 0 | 0 | 0 | 0 | 0 | 0 | 0 | 0 | 0 | 0 |
| City of Lansing Ward 1 Precinct 2 | 2346 | 0 | 0.00 | | 0 | 0 | 0 | 0 | 0 | 0 | 0 | 0 | 0 | 0 | 0 | 0 |
| City of Lansing Ward 1 Precinct 2 | 2346 | 0 | 0.00 | | 0 | 0 | 0 | 0 | 0 | 0 | 0 | 0 | 0 | 0 | 0 | 0 |
| City of Lansing Ward 1 Precinct 2 | 2346 | 79 | 3.37 | | 0 | 1 | 0 | 8 | 0 | 0 | 0 | 3 | 0 | 0 | 5 | 0 |
| City of Lansing Ward 1 Precinct 3 | 1366 | 568 | 41.58 | | 0 | 1 | 0 | 101 | 1 | 0 | 0 | 99 | 0 | 1 | 13 | 1 |
| City of Lansing Ward 1 Precinct 3 | 1366 | 0 | 0.00 | | 0 | 0 | 0 | 0 | 0 | 0 | 0 | 0 | 0 | 0 | 0 | 0 |
| City of Lansing Ward 1 Precinct 3 | 1366 | 0 | 0.00 | | 0 | 0 | 0 | 0 | 0 | 0 | 0 | 0 | 0 | 0 | 0 | 0 |
| City of Lansing Ward 1 Precinct 3 | 1366 | 0 | 0.00 | | 0 | 0 | 0 | 0 | 0 | 0 | 0 | 0 | 0 | 0 | 0 | 0 |
| City of Lansing Ward 1 Precinct 3 | 1366 | 195 | 14.28 | | 4 | 6 | 0 | 17 | 1 | 0 | 0 | 24 | 0 | 1 | 18 | 0 |
| City of Lansing Ward 1 Precinct 4 | 1615 | 560 | 34.67 | | 0 | 2 | 0 | 44 | 0 | 0 | 0 | 44 | 0 | 1 | 21 | 0 |
| City of Lansing Ward 1 Precinct 4 | 1615 | 0 | 0.00 | | 0 | 0 | 0 | 0 | 0 | 0 | 0 | 0 | 0 | 0 | 0 | 0 |
| City of Lansing Ward 1 Precinct 4 | 1615 | 0 | 0.00 | | 0 | 0 | 0 | 0 | 0 | 0 | 0 | 0 | 0 | 0 | 0 | 0 |
| City of Lansing Ward 1 Precinct 4 | 1615 | 0 | 0.00 | | 0 | 0 | 0 | 0 | 0 | 0 | 0 | 0 | 0 | 0 | 0 | 0 |
| City of Lansing Ward 1 Precinct 4 | 1615 | 103 | 6.38 | | 3 | 4 | 0 | 5 | 0 | 0 | 0 | 3 | 0 | 0 | 3 | 0 |
| City of Lansing Ward 1 Precinct 5 | 1637 | 424 | 25.90 | | 0 | 4 | 0 | 16 | 1 | 0 | 0 | 26 | 0 | 1 | 12 | 0 |
| City of Lansing Ward 1 Precinct 5 | 1637 | 97 | 5.93 | | 0 | 0 | 0 | 0 | 0 | 0 | 0 | 0 | 0 | 0 | 0 | 0 |
| City of Lansing Ward 1 Precinct 5 | 1637 | 0 | 0.00 | | 0 | 0 | 0 | 0 | 0 | 0 | 0 | 0 | 0 | 0 | 0 | 0 |
| City of Lansing Ward 1 Precinct 5 | 1637 | 0 | 0.00 | | 0 | 0 | 0 | 0 | 0 | 0 | 0 | 0 | 0 | 0 | 0 | 0 |
| City of Lansing Ward 1 Precinct 5 | 1637 | 73 | 4.46 | | 0 | 1 | 0 | 3 | 0 | 0 | 0 | 5 | 0 | 0 | 2 | 0 |
| City of Lansing Ward 1 Precinct 6 | 2082 | 328 | 15.75 | | 0 | 0 | 0 | 18 | 0 | 0 | 0 | 30 | 0 | 2 | 8 | 0 |
| City of Lansing Ward 1 Precinct 6 | 2082 | 0 | 0.00 | | 0 | 0 | 0 | 0 | 0 | 0 | 0 | 0 | 0 | 0 | 0 | 0 |
| City of Lansing Ward 1 Precinct 6 | 2082 | 0 | 0.00 | | 0 | 0 | 0 | 0 | 0 | 0 | 0 | 0 | 0 | 0 | 0 | 0 |
| City of Lansing Ward 1 Precinct 6 | 2082 | 0 | 0.00 | | 0 | 0 | 0 | 0 | 0 | 0 | 0 | 0 | 0 | 0 | 0 | 0 |
| City of Lansing Ward 1 Precinct 6 | 2082 | 90 | 4.32 | | 1 | 2 | 0 | 5 | 0 | 0 | 2 | 1 | 0 | 0 | 2 | 0 |
| City of Lansing Ward 1 Precinct 7 | 2022 | 478 | 23.54 | | 0 | 2 | 0 | 21 | 0 | 0 | 0 | 27 | 0 | 2 | 8 | 0 |
| City of Lansing Ward 1 Precinct 7 | 2022 | 61 | 3.02 | | 0 | 0 | 0 | 0 | 0 | 0 | 0 | 0 | 0 | 0 | 0 | 0 |
| City of Lansing Ward 1 Precinct 7 | 2022 | 0 | 0.00 | | 0 | 0 | 0 | 0 | 0 | 0 | 0 | 0 | 0 | 0 | 0 | 0 |
| City of Lansing Ward 1 Precinct 7 | 2022 | 0 | 0.00 | | 0 | 0 | 0 | 0 | 0 | 0 | 0 | 0 | 0 | 0 | 0 | 0 |
| City of Lansing Ward 1 Precinct 7 | 2022 | 69 | 3.41 | | 1 | 0 | 0 | 7 | 0 | 0 | 0 | 0 | 0 | 0 | 1 | 0 |
| City of Lansing Ward 1 Precinct 8 | 2083 | 463 | 22.23 | | 0 | 2 | 0 | 35 | 0 | 0 | 0 | 17 | 0 | 2 | 4 | 0 |
| City of Lansing Ward 1 Precinct 8 | 2083 | 18 | 0.86 | | 0 | 0 | 0 | 0 | 0 | 0 | 0 | 0 | 0 | 0 | 0 | 0 |
| City of Lansing Ward 1 Precinct 8 | 2083 | 0 | 0.00 | | 0 | 0 | 0 | 0 | 0 | 0 | 0 | 0 | 0 | 0 | 0 | 0 |
| City of Lansing Ward 1 Precinct 8 | 2083 | 0 | 0.00 | | 0 | 0 | 0 | 0 | 0 | 0 | 0 | 0 | 0 | 0 | 0 | 0 |
| City of Lansing Ward 1 Precinct 8 | 2083 | 90 | 4.32 | | 0 | 0 | 0 | 4 | 0 | 0 | 0 | 0 | 0 | 0 | 6 | 0 |
| City of Lansing Ward 1 Precinct 9 | 2150 | 381 | 17.72 | | 0 | 0 | 0 | 32 | 0 | 0 | 0 | 10 | 0 | 1 | 12 | 0 |
| City of Lansing Ward 1 Precinct 9 | 2150 | 0 | 0.00 | | 0 | 0 | 0 | 0 | 0 | 0 | 0 | 0 | 0 | 0 | 0 | 0 |
| City of Lansing Ward 1 Precinct 9 | 2150 | 0 | 0.00 | | 0 | 0 | 0 | 0 | 0 | 0 | 0 | 0 | 0 | 0 | 0 | 0 |
| City of Lansing Ward 1 Precinct 9 | 2150 | 0 | 0.00 | | 0 | 0 | 0 | 0 | 0 | 0 | 0 | 0 | 0 | 0 | 0 | 0 |
| City of Lansing Ward 1 Precinct 9 | 2150 | 79 | 3.67 | | 1 | 0 | 0 | 5 | 0 | 0 | 0 | 2 | 0 | 0 | 2 | 0 |
| City of Lansing Ward 1 Precinct 1 | 777 | 236 | 30.37 | | 0 | 0 | 0 | 17 | 0 | 0 | 1 | 11 | 0 | 2 | 4 | 0 |
| City of Lansing Ward 1 Precinct 1 | 777 | 0 | 0.00 | | 0 | 0 | 0 | 0 | 0 | 0 | 0 | 0 | 0 | 0 | 0 | 0 |
| City of Lansing Ward 1 Precinct 1 | 777 | 0 | 0.00 | | 0 | 0 | 0 | 0 | 0 | 0 | 0 | 0 | 0 | 0 | 0 | 0 |
| City of Lansing Ward 1 Precinct 1 | 777 | 0 | 0.00 | | 0 | 0 | 0 | 0 | 0 | 0 | 0 | 0 | 0 | 0 | 0 | 0 |
| City of Lansing Ward 1 Precinct 1 | 777 | 43 | 5.53 | | 1 | 2 | 0 | 1 | 0 | 0 | 0 | 1 | 0 | 0 | 3 | 0 |
| City of Lansing Ward 1 Precinct 4 | 1415 | 425 | 30.04 | | 1 | 0 | 0 | 27 | 0 | 0 | 0 | 44 | 0 | 0 | 14 | 0 |
| City of Lansing Ward 1 Precinct 4 | 1415 | 1 | 0.07 | | 0 | 0 | 0 | 0 | 0 | 0 | 0 | 0 | 0 | 0 | 0 | 0 |
| City of Lansing Ward 1 Precinct 4 | 1415 | 0 | 0.00 | | 0 | 0 | 0 | 0 | 0 | 0 | 0 | 0 | 0 | 0 | 0 | 0 |
| City of Lansing Ward 1 Precinct 4 | 1415 | 0 | 0.00 | | 0 | 0 | 0 | 0 | 0 | 0 | 0 | 0 | 0 | 0 | 0 | 0 |
| City of Lansing Ward 1 Precinct 4 | 1415 | 131 | 9.26 | | 3 | 1 | 0 | 7 | 0 | 0 | 0 | 4 | 0 | 0 | 11 | 0 |
| City of Lansing Ward 2 Precinct 1 | 1969 | 459 | 23.31 | | 2 | 1 | 1 | 45 | 1 | 0 | 0 | 24 | 0 | 1 | 6 | 0 |
| City of Lansing Ward 2 Precinct 1 | 1969 | 0 | 0.00 | | 0 | 0 | 0 | 0 | 0 | 0 | 0 | 0 | 0 | 0 | 0 | 0 |
| City of Lansing Ward 2 Precinct 1 | 1969 | 0 | 0.00 | | 0 | 0 | 0 | 0 | 0 | 0 | 0 | 0 | 0 | 0 | 0 | 0 |
| City of Lansing Ward 2 Precinct 1 | 1969 | 0 | 0.00 | | 0 | 0 | 0 | 0 | 0 | 0 | 0 | 0 | 0 | 0 | 0 | 0 |
| City of Lansing Ward 2 Precinct 1 | 1969 | 125 | 6.35 | | 3 | 2 | 0 | 12 | 0 | 0 | 1 | 7 | 0 | 1 | 6 | 0 |
| City of Lansing Ward 2 Precinct 1 | 1986 | 596 | 30.01 | | 0 | 5 | 0 | 59 | 0 | 0 | 0 | 56 | 0 | 2 | 24 | 0 |

| 200003 | REPUBLICAN PRESIDENT OF THE UNITED STATES 8TH | | | | | | | | | | | | | | | |
|-----------------------------------|---|--------------|-------------|--|----------|------------|----------------|----------|---------------|----------------|---------------|----------------|---------------|-----------|-------------|---------------|
| | Registration | Ballots Cast | Turnout (%) | | Jeb Bush | Ben Carson | Chris Christie | Ted Cruz | Carly Fiorina | Lindsey Graham | Mike Huckabee | John R. Kasich | George Pataki | Rand Paul | Marco Rubio | Rick Santorum |
| City of Lansing Ward 2 Precinct 1 | 1986 | 0 | 0.00 | | 0 | 0 | 0 | 0 | 0 | 0 | 0 | 0 | 0 | 0 | 0 | 0 |
| City of Lansing Ward 2 Precinct 1 | 1986 | 0 | 0.00 | | 0 | 0 | 0 | 0 | 0 | 0 | 0 | 0 | 0 | 0 | 0 | 0 |
| City of Lansing Ward 2 Precinct 1 | 1986 | 0 | 0.00 | | 0 | 0 | 0 | 0 | 0 | 0 | 0 | 0 | 0 | 0 | 0 | 0 |
| City of Lansing Ward 2 Precinct 1 | 1986 | 128 | 6.45 | | 2 | 2 | 1 | 10 | 0 | 0 | 0 | 6 | 0 | 0 | 12 | 0 |
| City of Lansing Ward 2 Precinct 1 | 1892 | 384 | 20.30 | | 1 | 5 | 1 | 33 | 0 | 0 | 1 | 27 | 0 | 3 | 9 | 1 |
| City of Lansing Ward 2 Precinct 1 | 1892 | 0 | 0.00 | | 0 | 0 | 0 | 0 | 0 | 0 | 0 | 0 | 0 | 0 | 0 | 0 |
| City of Lansing Ward 2 Precinct 1 | 1892 | 0 | 0.00 | | 0 | 0 | 0 | 0 | 0 | 0 | 0 | 0 | 0 | 0 | 0 | 0 |
| City of Lansing Ward 2 Precinct 1 | 1892 | 0 | 0.00 | | 0 | 0 | 0 | 0 | 0 | 0 | 0 | 0 | 0 | 0 | 0 | 0 |
| City of Lansing Ward 2 Precinct 1 | 1892 | 138 | 7.29 | | 3 | 2 | 1 | 6 | 0 | 0 | 3 | 5 | 0 | 1 | 3 | 0 |
| City of Lansing Ward 2 Precinct 1 | 1851 | 443 | 23.93 | | 0 | 1 | 0 | 56 | 0 | 0 | 0 | 37 | 0 | 1 | 14 | 0 |
| City of Lansing Ward 2 Precinct 1 | 1851 | 0 | 0.00 | | 0 | 0 | 0 | 0 | 0 | 0 | 0 | 0 | 0 | 0 | 0 | 0 |
| City of Lansing Ward 2 Precinct 1 | 1851 | 0 | 0.00 | | 0 | 0 | 0 | 0 | 0 | 0 | 0 | 0 | 0 | 0 | 0 | 0 |
| City of Lansing Ward 2 Precinct 1 | 1851 | 0 | 0.00 | | 0 | 0 | 0 | 0 | 0 | 0 | 0 | 0 | 0 | 0 | 0 | 0 |
| City of Lansing Ward 2 Precinct 1 | 1851 | 200 | 10.80 | | 3 | 10 | 0 | 24 | 0 | 0 | 0 | 3 | 0 | 0 | 16 | 0 |
| City of Lansing Ward 2 Precinct 1 | 1334 | 502 | 37.63 | | 0 | 0 | 0 | 48 | 0 | 0 | 1 | 47 | 0 | 0 | 12 | 0 |
| City of Lansing Ward 2 Precinct 1 | 1334 | 1 | 0.07 | | 0 | 0 | 0 | 0 | 0 | 0 | 0 | 0 | 0 | 0 | 0 | 0 |
| City of Lansing Ward 2 Precinct 1 | 1334 | 0 | 0.00 | | 0 | 0 | 0 | 0 | 0 | 0 | 0 | 0 | 0 | 0 | 0 | 0 |
| City of Lansing Ward 2 Precinct 1 | 1334 | 0 | 0.00 | | 0 | 0 | 0 | 0 | 0 | 0 | 0 | 0 | 0 | 0 | 0 | 0 |
| City of Lansing Ward 2 Precinct 1 | 1334 | 130 | 9.75 | | 6 | 1 | 1 | 14 | 0 | 0 | 0 | 6 | 1 | 0 | 8 | 0 |
| City of Lansing Ward 2 Precinct 1 | 2055 | 462 | 22.48 | | 0 | 0 | 0 | 44 | 0 | 0 | 0 | 30 | 0 | 0 | 15 | 0 |
| City of Lansing Ward 2 Precinct 1 | 2055 | 65 | 3.16 | | 0 | 0 | 0 | 0 | 0 | 0 | 0 | 0 | 0 | 0 | 0 | 0 |
| City of Lansing Ward 2 Precinct 1 | 2055 | 0 | 0.00 | | 0 | 0 | 0 | 0 | 0 | 0 | 0 | 0 | 0 | 0 | 0 | 0 |
| City of Lansing Ward 2 Precinct 1 | 2055 | 0 | 0.00 | | 0 | 0 | 0 | 0 | 0 | 0 | 0 | 0 | 0 | 0 | 0 | 0 |
| City of Lansing Ward 2 Precinct 1 | 2055 | 62 | 3.02 | | 0 | 1 | 0 | 6 | 0 | 0 | 0 | 0 | 0 | 0 | 1 | 0 |
| City of Lansing Ward 2 Precinct 1 | 1527 | 424 | 27.77 | | 0 | 2 | 0 | 47 | 0 | 0 | 0 | 35 | 1 | 0 | 18 | 1 |
| City of Lansing Ward 2 Precinct 1 | 1527 | 0 | 0.00 | | 0 | 0 | 0 | 0 | 0 | 0 | 0 | 0 | 0 | 0 | 0 | 0 |
| City of Lansing Ward 2 Precinct 1 | 1527 | 0 | 0.00 | | 0 | 0 | 0 | 0 | 0 | 0 | 0 | 0 | 0 | 0 | 0 | 0 |
| City of Lansing Ward 2 Precinct 1 | 1527 | 0 | 0.00 | | 0 | 0 | 0 | 0 | 0 | 0 | 0 | 0 | 0 | 0 | 0 | 0 |
| City of Lansing Ward 2 Precinct 1 | 1527 | 106 | 6.94 | | 0 | 3 | 4 | 6 | 0 | 0 | 0 | 4 | 0 | 0 | 10 | 0 |
| City of Lansing Ward 2 Precinct 1 | 1264 | 194 | 15.35 | | 0 | 0 | 0 | 18 | 0 | 0 | 0 | 12 | 0 | 0 | 5 | 0 |
| City of Lansing Ward 2 Precinct 1 | 1264 | 0 | 0.00 | | 0 | 0 | 0 | 0 | 0 | 0 | 0 | 0 | 0 | 0 | 0 | 0 |
| City of Lansing Ward 2 Precinct 1 | 1264 | 0 | 0.00 | | 0 | 0 | 0 | 0 | 0 | 0 | 0 | 0 | 0 | 0 | 0 | 0 |
| City of Lansing Ward 2 Precinct 1 | 1264 | 0 | 0.00 | | 0 | 0 | 0 | 0 | | | | | | | | |

| 200003 | REPUBLICAN PRESIDENT OF THE UNITED STATES 8TH | | | | | | | | | | | | | | | |
|-----------------------------------|---|--------------|-------------|--|----------|------------|----------------|----------|---------------|----------------|---------------|----------------|---------------|-----------|-------------|---------------|
| | Registration | Ballots Cast | Turnout (%) | | Job Bush | Ben Carson | Chris Christie | Ted Cruz | Curly Fiorina | Lindsey Graham | Mike Huckabee | John R. Kasich | George Pataki | Rand Paul | Marco Rubio | Rick Santorum |
| City of Lansing Ward 3 Precinct 2 | 2083 | 0 | 0.00 | | 0 | 0 | 0 | 0 | 0 | 0 | 0 | 0 | 0 | 0 | 0 | 0 |
| City of Lansing Ward 3 Precinct 2 | 2083 | 0 | 0.00 | | 0 | 0 | 0 | 0 | 0 | 0 | 0 | 0 | 0 | 0 | 0 | 0 |
| City of Lansing Ward 3 Precinct 2 | 2083 | 106 | 5.09 | | 2 | 5 | 0 | 11 | 0 | 0 | 0 | 1 | 0 | 0 | 2 | 1 |
| City of Lansing Ward 3 Precinct 2 | 2166 | 323 | 14.91 | | 0 | 2 | 1 | 20 | 0 | 0 | 2 | 9 | 0 | 0 | 3 | 0 |
| City of Lansing Ward 3 Precinct 2 | 2166 | 0 | 0.00 | | 0 | 0 | 0 | 0 | 0 | 0 | 0 | 0 | 0 | 0 | 0 | 0 |
| City of Lansing Ward 3 Precinct 2 | 2166 | 0 | 0.00 | | 0 | 0 | 0 | 0 | 0 | 0 | 0 | 0 | 0 | 0 | 0 | 0 |
| City of Lansing Ward 3 Precinct 2 | 2166 | 0 | 0.00 | | 0 | 0 | 0 | 0 | 0 | 0 | 0 | 0 | 0 | 0 | 0 | 0 |
| City of Lansing Ward 3 Precinct 2 | 2166 | 98 | 4.52 | | 3 | 0 | 0 | 15 | 0 | 0 | 0 | 5 | 0 | 0 | 3 | 0 |
| City of Lansing Ward 3 Precinct 2 | 1981 | 391 | 19.74 | | 0 | 3 | 0 | 38 | 0 | 0 | 0 | 25 | 0 | 0 | 8 | 0 |
| City of Lansing Ward 3 Precinct 2 | 1981 | 0 | 0.00 | | 0 | 0 | 0 | 0 | 0 | 0 | 0 | 0 | 0 | 0 | 0 | 0 |
| City of Lansing Ward 3 Precinct 2 | 1981 | 0 | 0.00 | | 0 | 0 | 0 | 0 | 0 | 0 | 0 | 0 | 0 | 0 | 0 | 0 |
| City of Lansing Ward 3 Precinct 2 | 1981 | 0 | 0.00 | | 0 | 0 | 0 | 0 | 0 | 0 | 0 | 0 | 0 | 0 | 0 | 0 |
| City of Lansing Ward 3 Precinct 2 | 1981 | 183 | 9.24 | | 3 | 3 | 3 | 11 | 2 | 0 | 0 | 11 | 0 | 0 | 6 | 0 |
| City of Lansing Ward 3 Precinct 2 | 2271 | 421 | 18.54 | | 0 | 1 | 0 | 17 | 1 | 0 | 1 | 10 | 0 | 0 | 4 | 0 |
| City of Lansing Ward 3 Precinct 2 | 2271 | 51 | 2.25 | | 0 | 0 | 0 | 0 | 0 | 0 | 0 | 0 | 0 | 0 | 0 | 0 |
| City of Lansing Ward 3 Precinct 2 | 2271 | 0 | 0.00 | | 0 | 0 | 0 | 0 | 0 | 0 | 0 | 0 | 0 | 0 | 0 | 0 |
| City of Lansing Ward 3 Precinct 2 | 2271 | 0 | 0.00 | | 0 | 0 | 0 | 0 | 0 | 0 | 0 | 0 | 0 | 0 | 0 | 0 |
| City of Lansing Ward 3 Precinct 2 | 2271 | 180 | 7.93 | | 1 | 2 | 1 | 11 | 0 | 0 | 0 | 3 | 0 | 0 | 8 | 0 |
| City of Lansing Ward 3 Precinct 3 | 2387 | 568 | 23.80 | | 1 | 1 | 0 | 47 | 0 | 0 | 0 | 26 | 0 | 1 | 11 | 1 |
| City of Lansing Ward 3 Precinct 3 | 2387 | 0 | 0.00 | | 0 | 0 | 0 | 0 | 0 | 0 | 0 | 0 | 0 | 0 | 0 | 0 |
| City of Lansing Ward 3 Precinct 3 | 2387 | 0 | 0.00 | | 0 | 0 | 0 | 0 | 0 | 0 | 0 | 0 | 0 | 0 | 0 | 0 |
| City of Lansing Ward 3 Precinct 3 | 2387 | 0 | 0.00 | | 0 | 0 | 0 | 0 | 0 | 0 | 0 | 0 | 0 | 0 | 0 | 0 |
| City of Lansing Ward 3 Precinct 3 | 2387 | 193 | 8.09 | | 3 | 2 | 1 | 5 | 0 | 0 | 0 | 8 | 0 | 0 | 10 | 0 |
| City of Lansing Ward 3 Precinct 3 | 1888 | 561 | 29.71 | | 0 | 0 | 1 | 46 | 0 | 0 | 1 | 48 | 0 | 0 | 11 | 0 |
| City of Lansing Ward 3 Precinct 3 | 1888 | 0 | 0.00 | | 0 | 0 | 0 | 0 | 0 | 0 | 0 | 0 | 0 | 0 | 0 | 0 |
| City of Lansing Ward 3 Precinct 3 | 1888 | 0 | 0.00 | | 0 | 0 | 0 | 0 | 0 | 0 | 0 | 0 | 0 | 0 | 0 | 0 |
| City of Lansing Ward 3 Precinct 3 | 1888 | 0 | 0.00 | | 0 | 0 | 0 | 0 | 0 | 0 | 0 | 0 | 0 | 0 | 0 | 0 |
| City of Lansing Ward 3 Precinct 3 | 1888 | 249 | 13.19 | | 9 | 3 | 2 | 13 | 1 | 0 | 2 | 18 | 0 | 1 | 11 | 0 |
| City of Lansing Ward 4 Precinct 3 | 1429 | 541 | 37.86 | | 0 | 2 | 0 | 54 | 0 | 0 | 0 | 53 | 1 | 0 | 27 | 0 |
| City of Lansing Ward 4 Precinct 3 | 1429 | 0 | 0.00 | | 0 | 0 | 0 | 0 | 0 | 0 | 0 | 0 | 0 | 0 | 0 | 0 |
| City of Lansing Ward 4 Precinct 3 | 1429 | 0 | 0.00 | | 0 | 0 | 0 | 0 | 0 | 0 | 0 | 0 | 0 | 0 | 0 | 0 |
| City of Lansing Ward 4 Precinct 3 | 1429 | 0 | 0.00 | | 0 | 0 | 0 | 0 | 0 | 0 | 0 | 0 | 0 | 0 | 0 | 0 |
| City of Lansing Ward 4 Precinct 3 | 1429 | 121 | 8.47 | | 6 | 1 | 0 | 8 | | | | | | | | |

INGHAM_MAR2016_E

| 200003 | REPUBLICAN PRESIDENT OF THE UNITED STATES 8TH | | | | | | | | | | | | | | | |
|-------------------------------------|---|--------------|-------------|--|----------|------------|----------------|----------|---------------|----------------|---------------|----------------|---------------|-----------|-------------|---------------|
| | Registration | Ballots Cast | Turnout (%) | | Job Bush | Ben Carson | Chris Christie | Ted Cruz | Carly Fiorina | Lindsey Graham | Mike Huckabee | John R. Kasich | George Pataki | Rand Paul | Marco Rubio | Rick Santorum |
| City of Lansing Ward 4 Precinct 3 | 2120 | 0 | 0.00 | | 0 | 0 | 0 | 0 | 0 | 0 | 0 | 0 | 0 | 0 | 0 | 0 |
| City of Lansing Ward 4 Precinct 3 | 2120 | 96 | 4.53 | | 0 | 3 | 2 | 2 | 0 | 0 | 0 | 3 | 0 | 1 | 3 | 0 |
| City of Lansing Ward 4 Precinct 3 | 1847 | 481 | 26.04 | | 0 | 1 | 0 | 22 | 1 | 0 | 0 | 43 | 0 | 2 | 5 | 0 |
| City of Lansing Ward 4 Precinct 3 | 1847 | 23 | 1.25 | | 0 | 0 | 0 | 0 | 0 | 0 | 0 | 0 | 0 | 0 | 0 | 0 |
| City of Lansing Ward 4 Precinct 3 | 1847 | 0 | 0.00 | | 0 | 0 | 0 | 0 | 0 | 0 | 0 | 0 | 0 | 0 | 0 | 0 |
| City of Lansing Ward 4 Precinct 3 | 1847 | 0 | 0.00 | | 0 | 0 | 0 | 0 | 0 | 0 | 0 | 0 | 0 | 0 | 0 | 0 |
| City of Lansing Ward 4 Precinct 3 | 1847 | 66 | 3.57 | | 0 | 2 | 0 | 3 | 0 | 0 | 0 | 3 | 0 | 0 | 0 | 0 |
| City of Lansing Ward 4 Precinct 4 | 1832 | 308 | 16.81 | | 0 | 2 | 1 | 21 | 0 | 0 | 0 | 5 | 0 | 1 | 7 | 0 |
| City of Lansing Ward 4 Precinct 4 | 1832 | 32 | 1.75 | | 0 | 0 | 0 | 0 | 0 | 0 | 0 | 0 | 0 | 0 | 0 | 0 |
| City of Lansing Ward 4 Precinct 4 | 1832 | 0 | 0.00 | | 0 | 0 | 0 | 0 | 0 | 0 | 0 | 0 | 0 | 0 | 0 | 0 |
| City of Lansing Ward 4 Precinct 4 | 1832 | 0 | 0.00 | | 0 | 0 | 0 | 0 | 0 | 0 | 0 | 0 | 0 | 0 | 0 | 0 |
| City of Lansing Ward 4 Precinct 4 | 1832 | 53 | 2.89 | | 1 | 1 | 1 | 5 | 0 | 0 | 0 | 1 | 0 | 0 | 3 | 0 |
| City of Lansing Ward 4 Precinct 4 | 1767 | 669 | 37.86 | | 0 | 3 | 0 | 91 | 0 | 0 | 1 | 80 | 1 | 1 | 21 | 0 |
| City of Lansing Ward 4 Precinct 4 | 1767 | 0 | 0.00 | | 0 | 0 | 0 | 0 | 0 | 0 | 0 | 0 | 0 | 0 | 0 | 0 |
| City of Lansing Ward 4 Precinct 4 | 1767 | 0 | 0.00 | | 0 | 0 | 0 | 0 | 0 | 0 | 0 | 0 | 0 | 0 | 0 | 0 |
| City of Lansing Ward 4 Precinct 4 | 1767 | 0 | 0.00 | | 0 | 0 | 0 | 0 | 0 | 0 | 0 | 0 | 0 | 0 | 0 | 0 |
| City of Lansing Ward 4 Precinct 4 | 1767 | 212 | 12.00 | | 3 | 0 | 1 | 19 | 0 | 0 | 1 | 12 | 0 | 0 | 20 | 0 |
| City of Lansing Ward 4 Precinct 4 | 1640 | 415 | 25.30 | | 0 | 3 | 0 | 40 | 1 | 1 | 1 | 23 | 1 | 1 | 8 | 0 |
| City of Lansing Ward 4 Precinct 4 | 1640 | 0 | 0.00 | | 0 | 0 | 0 | 0 | 0 | 0 | 0 | 0 | 0 | 0 | 0 | 0 |
| City of Lansing Ward 4 Precinct 4 | 1640 | 0 | 0.00 | | 0 | 0 | 0 | 0 | 0 | 0 | 0 | 0 | 0 | 0 | 0 | 0 |
| City of Lansing Ward 4 Precinct 4 | 1640 | 0 | 0.00 | | 0 | 0 | 0 | 0 | 0 | 0 | 0 | 0 | 0 | 0 | 0 | 0 |
| City of Lansing Ward 4 Precinct 4 | 1640 | 89 | 5.43 | | 3 | 0 | 1 | 8 | 1 | 0 | 0 | 1 | 0 | 0 | 2 | 0 |
| City of Lansing Ward 4 Precinct 4 | 1519 | 381 | 25.08 | | 0 | 2 | 0 | 28 | 0 | 1 | 0 | 19 | 0 | 2 | 15 | 0 |
| City of Lansing Ward 4 Precinct 4 | 1519 | 0 | 0.00 | | 0 | 0 | 0 | 0 | 0 | 0 | 0 | 0 | 0 | 0 | 0 | 0 |
| City of Lansing Ward 4 Precinct 4 | 1519 | 0 | 0.00 | | 0 | 0 | 0 | 0 | 0 | 0 | 0 | 0 | 0 | 0 | 0 | 0 |
| City of Lansing Ward 4 Precinct 4 | 1519 | 0 | 0.00 | | 0 | 0 | 0 | 0 | 0 | 0 | 0 | 0 | 0 | 0 | 0 | 0 |
| City of Lansing Ward 4 Precinct 4 | 1519 | 63 | 4.15 | | 2 | 2 | 0 | 0 | 0 | 0 | 0 | 2 | 0 | 1 | 2 | 0 |
| City of Lansing Ward 4 Precinct 4 | 1247 | 415 | 33.28 | | 0 | 1 | 0 | 31 | 1 | 0 | 0 | 25 | 0 | 1 | 16 | 0 |
| City of Lansing Ward 4 Precinct 4 | 1247 | 0 | 0.00 | | 0 | 0 | 0 | 0 | 0 | 0 | 0 | 0 | 0 | 0 | 0 | 0 |
| City of Lansing Ward 4 Precinct 4 | 1247 | 0 | 0.00 | | 0 | 0 | 0 | 0 | 0 | 0 | 0 | 0 | 0 | 0 | 0 | 0 |
| City of Lansing Ward 4 Precinct 4 | 1247 | 0 | 0.00 | | 0 | 0 | 0 | 0 | 0 | 0 | 0 | 0 | 0 | 0 | 0 | 0 |
| City of Lansing Ward 4 Precinct 4 | 1247 | 112 | 8.98 | | 1 | 3 | 0 | 4 | 0 | 0 | 0 | 8 | 0 | 0 | 5 | 0 |
| City of East Lansing Precinct 1 - A | 520 | 43 | 8.27 | | 0 | 0 | 0 | 0 | 0 | | | | | | | |

March 8, 2016

INGHAM_MAR2016_E

| 200003 | REPUBLICAN PRESIDENT OF THE UNITED STATES 8TH | | | | | | | | | | | | | | | |
|-------------------------------------|---|--------------|-------------|--|----------|------------|----------------|----------|---------------|----------------|---------------|----------------|---------------|-----------|-------------|---------------|
| | Registration | Ballots Cast | Turnout (%) | | Job Bush | Ben Carson | Chris Christie | Ted Cruz | Carly Fiorina | Lindsey Graham | Mike Huckabee | John R. Kasich | George Pataki | Rand Paul | Marco Rubio | Rick Santorum |
| City of East Lansing Precinct 6 - A | 932 | 68 | 7.30 | | 0 | 0 | 1 | 5 | 0 | 0 | 0 | 5 | 0 | 0 | 3 | 0 |
| City of East Lansing Precinct 7 - S | 1552 | 517 | 33.31 | | 0 | 4 | 0 | 25 | 1 | 0 | 0 | 123 | 0 | 1 | 13 | 1 |
| City of East Lansing Precinct 7 - N | 1552 | 0 | 0.00 | | 0 | 0 | 0 | 0 | 0 | 0 | 0 | 0 | 0 | 0 | 0 | 0 |
| City of East Lansing Precinct 7 - S | 1552 | 0 | 0.00 | | 0 | 0 | 0 | 0 | 0 | 0 | 0 | 0 | 0 | 0 | 0 | 0 |
| City of East Lansing Precinct 7 - C | 1552 | 0 | 0.00 | | 0 | 0 | 0 | 0 | 0 | 0 | 0 | 0 | 0 | 0 | 0 | 0 |
| City of East Lansing Precinct 7 - A | 1552 | 192 | 12.37 | | 5 | 1 | 0 | 7 | 0 | 0 | 0 | 27 | 0 | 0 | 15 | 0 |
| City of East Lansing Precinct 8 - S | 974 | 314 | 32.24 | | 0 | 0 | 0 | 17 | 0 | 0 | 0 | 33 | 0 | 0 | 7 | 0 |
| City of East Lansing Precinct 8 - N | 974 | 0 | 0.00 | | 0 | 0 | 0 | 0 | 0 | 0 | 0 | 0 | 0 | 0 | 0 | 0 |
| City of East Lansing Precinct 8 - S | 974 | 0 | 0.00 | | 0 | 0 | 0 | 0 | 0 | 0 | 0 | 0 | 0 | 0 | 0 | 0 |
| City of East Lansing Precinct 8 - C | 974 | 0 | 0.00 | | 0 | 0 | 0 | 0 | 0 | 0 | 0 | 0 | 0 | 0 | 0 | 0 |
| City of East Lansing Precinct 8 - A | 974 | 80 | 8.21 | | 0 | 0 | 0 | 2 | 1 | 0 | 0 | 7 | 0 | 0 | 5 | 0 |
| City of East Lansing Precinct 9 - S | 1627 | 397 | 24.40 | | 0 | 0 | 0 | 22 | 0 | 0 | 0 | 35 | 1 | 0 | 16 | 0 |
| City of East Lansing Precinct 9 - N | 1627 | 1 | 0.06 | | 0 | 0 | 0 | 0 | 0 | 0 | 0 | 0 | 0 | 0 | 0 | 0 |
| City of East Lansing Precinct 9 - S | 1627 | 0 | 0.00 | | 0 | 0 | 0 | 0 | 0 | 0 | 0 | 0 | 0 | 0 | 0 | 0 |
| City of East Lansing Precinct 9 - C | 1627 | 0 | 0.00 | | 0 | 0 | 0 | 0 | 0 | 0 | 0 | 0 | 0 | 0 | 0 | 0 |
| City of East Lansing Precinct 9 - A | 1627 | 113 | 6.95 | | 0 | 0 | 0 | 1 | 0 | 0 | 0 | 7 | 0 | 0 | 4 | 0 |
| City of East Lansing Precinct 10 | 1387 | 231 | 16.65 | | 0 | 0 | 0 | 10 | 0 | 0 | 0 | 18 | 0 | 0 | 9 | 0 |
| City of East Lansing Precinct 10 - | 1387 | 0 | 0.00 | | 0 | 0 | 0 | 0 | 0 | 0 | 0 | 0 | 0 | 0 | 0 | 0 |
| City of East Lansing Precinct 10 - | 1387 | 0 | 0.00 | | 0 | 0 | 0 | 0 | 0 | 0 | 0 | 0 | 0 | 0 | 0 | 0 |
| City of East Lansing Precinct 10 - | 1387 | 0 | 0.00 | | 0 | 0 | 0 | 0 | 0 | 0 | 0 | 0 | 0 | 0 | 0 | 0 |
| City of East Lansing Precinct 10 - | 1387 | 74 | 5.34 | | 1 | 1 | 0 | 3 | 0 | 0 | 0 | 3 | 0 | 0 | 3 | 0 |
| City of East Lansing Precinct 11 | 2155 | 748 | 34.71 | | 6 | 1 | 0 | 44 | 0 | 1 | 0 | 78 | 0 | 2 | 16 | 1 |
| City of East Lansing Precinct 11 - | 2155 | 0 | 0.00 | | 0 | 0 | 0 | 0 | 0 | 0 | 0 | 0 | 0 | 0 | 0 | 0 |
| City of East Lansing Precinct 11 - | 2155 | 0 | 0.00 | | 0 | 0 | 0 | 0 | 0 | 0 | 0 | 0 | 0 | 0 | 0 | 0 |
| City of East Lansing Precinct 11 - | 2155 | 0 | 0.00 | | 0 | 0 | 0 | 0 | 0 | 0 | 0 | 0 | 0 | 0 | 0 | 0 |
| City of East Lansing Precinct 11 - | 2155 | 202 | 9.37 | | 4 | 2 | 0 | 6 | 0 | 0 | 0 | 19 | 0 | 0 | 16 | 0 |
| City of East Lansing Precinct 12 | 596 | 41 | 6.88 | | 0 | 0 | 0 | 0 | 0 | 0 | 0 | 2 | 0 | 0 | 2 | 0 |
| City of East Lansing Precinct 12 - | 596 | 0 | 0.00 | | 0 | 0 | 0 | 0 | 0 | 0 | 0 | 0 | 0 | 0 | 0 | 0 |
| City of East Lansing Precinct 12 - | 596 | 0 | 0.00 | | 0 | 0 | 0 | 0 | 0 | 0 | 0 | 0 | 0 | 0 | 0 | 0 |
| City of East Lansing Precinct 12 - | 596 | 0 | 0.00 | | 0 | 0 | 0 | 0 | 0 | 0 | 0 | 0 | 0 | 0 | 0 | 0 |
| City of East Lansing Precinct 12 - | 596 | 54 | 9.06 | | 0 | 0 | 0 | 0 | 0 | 0 | 0 | 3 | 0 | 0 | 1 | 0 |
| City of East Lansing Precinct 13 | 392 | 42 | 10.71 | | 0 | 0 | 0 | 2 | 0 | 0 | 0 | 2 | 0 | 0 | 1 | 0 |
| City of East Lansing Precinct 13 - | 392 | 0 | 0.00 | | 0 | 0 | 0 | 0 | 0 | 0 | 0 | 0 | 0 | 0 | 0 | 0 |
| City of East Lansing Precinct 13 - | 392 | 0 | 0.00 | | 0 | 0 | 0 | 0 | 0 | 0 | 0 | 0 | 0 | 0 | 0 | 0 |
| City of East Lansing Precinct 13 - | 392 | 0 | 0.00 | | 0 | 0 | 0 | 0 | 0 | 0 | 0 | 0 | 0 | 0 | 0 | 0 |
| City of East Lansing Precinct 13 - | 392 | 25 | 6.38 | | 0 | 0 | 0 | 0 | 0 | 0 | 0 | 0 | 0 | 0 | 2 | 0 |
| City of East Lansing Precinct 14 | 318 | 17 | 5.35 | | 0 | 1 | 0 | 0 | 0 | 0 | 0 | 0 | 0 | 0 | 0 | 0 |
| City of East Lansing Precinct 14 - | 318 | 0 | 0.00 | | 0 | 0 | 0 | 0 | 0 | 0 | 0 | 0 | 0 | 0 | 0 | 0 |
| City of East Lansing Precinct 14 - | 318 | 0 | 0.00 | | 0 | 0 | 0 | 0 | 0 | 0 | 0 | 0 | 0 | 0 | 0 | 0 |
| City of East Lansing Precinct 14 - | 318 | 0 | 0.00 | | 0 | 0 | 0 | 0 | 0 | 0 | 0 | 0 | 0 | 0 | 0 | 0 |
| City of East Lansing Precinct 14 - | 318 | 15 | 4.72 | | 0 | 0 | 0 | 0 | 0 | 0 | 0 | 1 | 0 | 0 | 0 | 0 |
| City of East Lansing Precinct 15 | 748 | 70 | 9.36 | | 0 | 0 | 0 | 2 | 0 | 0 | 0 | 8 | 0 | 0 | 2 | 0 |
| City of East Lansing Precinct 15 - | 748 | 0 | 0.00 | | 0 | 0 | 0 | 0 | 0 | 0 | 0 | 0 | 0 | 0 | 0 | 0 |
| City of East Lansing Precinct 15 - | 748 | 0 | 0.00 | | 0 | 0 | 0 | 0 | 0 | 0 | 0 | 0 | 0 | 0 | 0 | 0 |
| City of East Lansing Precinct 15 - | 748 | 0 | 0.00 | | 0 | 0 | 0 | 0 | 0 | 0 | 0 | 0 | 0 | 0 | 0 | 0 |
| City of East Lansing Precinct 15 - | 748 | 53 | 7.09 | | 0 | 0 | 0 | 2 | 0 | 0 | 0 | 2 | 0 | 0 | 1 | 0 |
| City of East Lansing Precinct 16 | 814 | 208 | 25.55 | | 0 | 0 | 0 | 13 | 0 | 0 | 0 | 18 | 0 | 0 | 11 | 0 |
| City of East Lansing Precinct 16 - | 814 | 0 | 0.00 | | 0 | 0 | 0 | 0 | 0 | 0 | 0 | 0 | 0 | 0 | 0 | 0 |
| City of East Lansing Precinct 16 - | 814 | 0 | 0.00 | | 0 | 0 | 0 | 0 | 0 | 0 | 0 | 0 | 0 | 0 | 0 | 0 |
| City of East Lansing Precinct 16 - | 814 | 0 | 0.00 | | 0 | 0 | 0 | 0 | 0 | 0 | 0 | 0 | 0 | 0 | 0 | 0 |
| City of East Lansing Precinct 16 - | 814 | 51 | 6.27 | | 0 | 1 | 0 | 2 | 0 | 0 | 0 | 8 | 0 | 0 | 4 | 0 |
| City of Leslie Precinct 1 - 66 | 1363 | 399 | 29.27 | | 1 | 4 | 1 | 55 | 0 | 0 | 1 | 39 | 0 | 3 | 15 | 1 |
| City of Leslie Precinct 1 - Manual | 1363 | 0 | 0.00 | | 0 | 0 | 0 | 0 | 0 | 0 | 0 | 0 | 0 | 0 | 0 | 0 |
| City of Leslie Precinct 1 - SPR Ho | 1363 | 0 | 0.00 | | 0 | 0 | 0 | 0 | 0 | 0 | 0 | 0 | 0 | 0 | 0 | 0 |
| City of Leslie Precinct 1 - County | 1363 | 0 | 0.00 | | 0 | 0 | 0 | 0 | 0 | 0 | 0 | 0 | 0 | 0 | 0 | 0 |
| City of Mason Precinct 1 - 67 | 1851 | 569 | 30.74 | | 1 | 3 | 0 | 97 | 0 | 0 | 1 | 87 | 0 | 1 | 36 | 1 |
| City of Mason Precinct 1 - Manual | 1851 | 0 | 0.00 | | 0 | 0 | 0 | 0 | 0 | 0 | 0 | 0 | 0 | 0 | 0 | 0 |
| City of Mason Precinct 1 - SPR Ho | 1851 | 0 | 0.00 | | 0 | 0 | 0 | 0 | 0 | 0 | 0 | 0 | 0 | 0 | 0 | 0 |
| City of Mason Precinct 1 - County | 1851 | 0 | 0.00 | | 0 | 0 | 0 | 0 | 0 | 0 | 0 | 0 | 0 | 0 | 0 | 0 |
| City of Mason Precinct 1 - AV Pre | 1851 | 194 | 10.48 | | 5 | 2 | 0 | 21 | 0 | 1 | 0 | 26 | 1 | 0 | 18 | 3 |
| City of Mason Precinct 2 - 68 | 2020 | 499 | 24.70 | | 2 | 4 | 0 | 72 | 1 | 0 | 0 | 67 | 0 | 0 | 24 | 0 |

March 8, 2016

INGHAM_MAR2016_E

| 200003 | REPUBLICAN PRESIDENT OF THE UNITED STATES 8TH | | | | | | | | | | | | | | | |
|-------------------------------------|---|--------------|-------------|--|----------|------------|----------------|----------|---------------|----------------|---------------|----------------|---------------|-----------|-------------|---------------|
| | Registration | Ballots Cast | Turnout (%) | | Job Bush | Ben Carson | Chris Christie | Ted Cruz | Carly Fiorina | Lindsey Graham | Mike Huckabee | John R. Kasich | George Pataki | Rand Paul | Marco Rubio | Rick Santorum |
| City of Mason Precinct 2 - Manual | 2020 | 0 | 0.00 | | 0 | 0 | 0 | 0 | 0 | 0 | 0 | 0 | 0 | 0 | 0 | 0 |
| City of Mason Precinct 2 - SPR H | 2020 | 0 | 0.00 | | 0 | 0 | 0 | 0 | 0 | 0 | 0 | 0 | 0 | 0 | 0 | 0 |
| City of Mason Precinct 2 - County | 2020 | 0 | 0.00 | | 0 | 0 | 0 | 0 | 0 | 0 | 0 | 0 | 0 | 0 | 0 | 0 |
| City of Mason Precinct 2 - AV Pre | 2020 | 155 | 7.67 | | 1 | 3 | 1 | 10 | 0 | 0 | 1 | 6 | 0 | 0 | 16 | 0 |
| City of Mason Precinct 3 69 | 2064 | 594 | 28.78 | | 3 | 6 | 1 | 88 | 1 | 0 | 0 | 101 | 0 | 2 | 30 | 0 |
| City of Mason Precinct 3 - Manual | 2064 | 0 | 0.00 | | 0 | 0 | 0 | 0 | 0 | 0 | 0 | 0 | 0 | 0 | 0 | 0 |
| City of Mason Precinct 3 - SPR H | 2064 | 0 | 0.00 | | 0 | 0 | 0 | 0 | 0 | 0 | 0 | 0 | 0 | 0 | 0 | 0 |
| City of Mason Precinct 3 - County | 2064 | 0 | 0.00 | | 0 | 0 | 0 | 0 | 0 | 0 | 0 | 0 | 0 | 0 | 0 | 0 |
| City of Mason Precinct 3 - AV Pre | 2064 | 160 | 7.75 | | 6 | 8 | 0 | 19 | 1 | 0 | 0 | 19 | 0 | 0 | 16 | 0 |
| City of Williamston Precinct 1 71 | 1317 | 563 | 42.75 | | 1 | 3 | 1 | 65 | 0 | 1 | 1 | 84 | 0 | 2 | 30 | 0 |
| City of Williamston Precinct 1 - M | 1317 | 0 | 0.00 | | 0 | 0 | 0 | 0 | 0 | 0 | 0 | 0 | 0 | 0 | 0 | 0 |
| City of Williamston Precinct 1 - SP | 1317 | 0 | 0.00 | | 0 | 0 | 0 | 0 | 0 | 0 | 0 | 0 | 0 | 0 | 0 | 0 |
| City of Williamston Precinct 1 - Co | 1317 | 0 | 0.00 | | 0 | 0 | 0 | 0 | 0 | 0 | 0 | 0 | 0 | 0 | 0 | 0 |
| City of Williamston Precinct 2 72 | 1498 | 497 | 33.18 | | 0 | 9 | 2 | 80 | 0 | 0 | 1 | 79 | 0 | 2 | 31 | 1 |
| City of Williamston Precinct 2 - M | 1498 | 0 | 0.00 | | 0 | 0 | 0 | 0 | 0 | 0 | 0 | 0 | 0 | 0 | 0 | 0 |
| City of Williamston Precinct 2 - SP | 1498 | 0 | 0.00 | | 0 | 0 | 0 | 0 | 0 | 0 | 0 | 0 | 0 | 0 | 0 | 0 |
| City of Williamston Precinct 2 - Co | 1498 | 0 | 0.00 | | 0 | 0 | 0 | 0 | 0 | 0 | 0 | 0 | 0 | 0 | 0 | 0 |
| Alaiedon Township Precinct 1 73 | 839 | 405 | 48.27 | | 4 | 0 | 3 | 59 | 0 | 0 | 1 | 59 | 0 | 1 | 25 | 2 |
| Alaiedon Township Precinct 1 - M | 839 | 0 | 0.00 | | 0 | 0 | 0 | 0 | 0 | 0 | 0 | 0 | 0 | 0 | 0 | 0 |
| Alaiedon Township Precinct 1 - St | 839 | 0 | 0.00 | | 0 | 0 | 0 | 0 | 0 | 0 | 0 | 0 | 0 | 0 | 0 | 0 |
| Alaiedon Township Precinct 1 - C | 839 | 0 | 0.00 | | 0 | 0 | 0 | 0 | 0 | 0 | 0 | 0 | 0 | 0 | 0 | 0 |
| Alaiedon Township Precinct 2 74 | 763 | 338 | 44.30 | | 4 | 4 | 0 | 59 | 0 | 1 | 1 | 62 | 0 | 1 | 19 | 0 |
| Alaiedon Township Precinct 2 - M | 763 | 0 | 0.00 | | 0 | 0 | 0 | 0 | 0 | 0 | 0 | 0 | 0 | 0 | 0 | 0 |
| Alaiedon Township Precinct 2 - St | 763 | 0 | 0.00 | | 0 | 0 | 0 | 0 | 0 | 0 | 0 | 0 | 0 | 0 | 0 | 0 |
| Alaiedon Township Precinct 2 - C | 763 | 0 | 0.00 | | 0 | 0 | 0 | 0 | 0 | 0 | 0 | 0 | 0 | 0 | 0 | 0 |
| Alaiedon Township Precinct 3 75 | 783 | 363 | 46.36 | | 4 | 0 | 0 | 67 | 0 | 0 | 0 | 69 | 0 | 0 | 22 | 0 |
| Alaiedon Township Precinct 3 - M | 783 | 0 | 0.00 | | 0 | 0 | 0 | 0 | 0 | 0 | 0 | 0 | 0 | 0 | 0 | 0 |
| Alaiedon Township Precinct 3 - St | 783 | 0 | 0.00 | | 0 | 0 | 0 | 0 | 0 | 0 | 0 | 0 | 0 | 0 | 0 | 0 |
| Alaiedon Township Precinct 3 - C | 783 | 0 | 0.00 | | 0 | 0 | 0 | 0 | 0 | 0 | 0 | 0 | 0 | 0 | 0 | 0 |
| Aurelius Township Precinct 1 76 | 1874 | 733 | 39.11 | | 6 | 9 | 1 | 136 | 1 | 0 | 1 | 93 | 1 | 1 | 57 | 0 |
| Aurelius Township Precinct 1 - M | 1874 | 0 | 0.00 | | 0 | 0 | 0 | 0 | 0 | 0 | 0 | 0 | 0 | 0 | 0 | 0 |
| Aurelius Township Precinct 1 - SP | 1874 | 0 | 0.00 | | 0 | 0 | 0 | 0 | 0 | 0 | 0 | 0 | 0 | 0 | 0 | 0 |
| Aurelius Township Precinct 1 - Co | 1874 | 0 | 0.00 | | 0 | 0 | 0 | 0 | 0 | 0 | 0 | 0 | 0 | 0 | 0 | 0 |
| Aurelius Township Precinct 2 77 | 1360 | 520 | 38.24 | | 4 | 6 | 1 | 99 | 0 | 0 | 0 | 67 | 0 | 2 | 31 | 1 |
| Aurelius Township Precinct 2 - M | 1360 | 0 | 0.00 | | 0 | 0 | 0 | 0 | 0 | 0 | 0 | 0 | 0 | 0 | 0 | 0 |
| Aurelius Township Precinct 2 - SP | 1360 | 0 | 0.00 | | 0 | 0 | 0 | 0 | 0 | 0 | 0 | 0 | 0 | 0 | 0 | 0 |
| Aurelius Township Precinct 2 - Co | 1360 | 0 | 0.00 | | 0 | 0 | 0 | 0 | 0 | 0 | 0 | 0 | 0 | 0 | 0 | 0 |
| Bunker Hill Township Precinct 1 | 1524 | 459 | 30.12 | | 4 | 9 | 0 | 76 | 0 | 0 | 0 | 52 | 0 | 1 | 13 | 1 |
| Bunker Hill Township Precinct 1 - | 1524 | 0 | 0.00 | | 0 | 0 | 0 | 0 | 0 | 0 | 0 | 0 | 0 | 0 | 0 | 0 |
| Bunker Hill Township Precinct 1 - | 1524 | 0 | 0.00 | | 0 | 0 | 0 | 0 | 0 | 0 | 0 | 0 | 0 | 0 | 0 | 0 |
| Bunker Hill Township Precinct 1 - | 1524 | 0 | 0.00 | | 0 | 0 | 0 | 0 | 0 | 0 | 0 | 0 | 0 | 0 | 0 | 0 |
| Delhi Township Precinct 1 79 | 2065 | 720 | 34.87 | | 0 | 7 | 1 | 128 | 0 | 0 | 3 | 105 | 1 | 0 | 41 | 1 |
| Delhi Township Precinct 1 - Manu | 2065 | 0 | 0.00 | | 0 | 0 | 0 | 0 | 0 | 0 | 0 | 0 | 0 | 0 | 0 | 0 |
| Delhi Township Precinct 1 - SPR | 2065 | 0 | 0.00 | | 0 | 0 | 0 | 0 | 0 | 0 | 0 | 0 | 0 | 0 | 0 | 0 |
| Delhi Township Precinct 1 - Coun | 2065 | 0 | 0.00 | | 0 | 0 | 0 | 0 | 0 | 0 | 0 | 0 | 0 | 0 | 0 | 0 |
| Delhi Township Precinct 1 - AV Pr | 2065 | 270 | 13.08 | | 3 | 2 | 1 | 27 | 0 | 0 | 0 | 28 | 1 | 0 | 19 | 0 |
| Delhi Township Precinct 2 80 | 2575 | 580 | 22.52 | | 2 | 2 | 1 | 91 | 0 | 0 | 2 | 48 | 0 | 2 | 23 | 1 |
| Delhi Township Precinct 2 - Manu | 2575 | 0 | 0.00 | | 0 | 0 | 0 | 0 | 0 | 0 | 0 | 0 | 0 | 0 | 0 | 0 |
| Delhi Township Precinct 2 - SPR | 2575 | 0 | 0.00 | | 0 | 0 | 0 | 0 | 0 | 0 | 0 | 0 | 0 | 0 | 0 | 0 |
| Delhi Township Precinct 2 - Coun | 2575 | 0 | 0.00 | | 0 | 0 | 0 | 0 | 0 | 0 | 0 | 0 | 0 | 0 | 0 | 0 |
| Delhi Township Precinct 2 - AV Pr | 2575 | 252 | 9.79 | | 3 | 3 | 1 | 35 | 1 | 0 | 1 | 8 | 0 | 1 | 18 | 1 |
| Delhi Township Precinct 3 81 | 2400 | 808 | 33.67 | | 1 | 4 | 0 | 109 | 0 | 0 | 2 | 140 | 0 | 4 | 40 | 0 |
| Delhi Township Precinct 3 - Manu | 2400 | 0 | 0.00 | | 0 | 0 | 0 | 0 | 0 | 0 | 0 | 0 | 0 | 0 | 0 | 0 |
| Delhi Township Precinct 3 - SPR | 2400 | 0 | 0.00 | | 0 | 0 | 0 | 0 | 0 | 0 | 0 | 0 | 0 | 0 | 0 | 0 |
| Delhi Township Precinct 3 - Coun | 2400 | 0 | 0.00 | | 0 | 0 | 0 | 0 | 0 | 0 | 0 | 0 | 0 | 0 | 0 | 0 |
| Delhi Township Precinct 3 - AV Pr | 2400 | 340 | 14.17 | | 5 | 6 | 3 | 35 | 1 | 0 | 1 | 20 | 0 | 1 | 36 | 1 |
| Delhi Township Precinct 4 82 | 2182 | 719 | 32.95 | | 0 | 6 | 2 | 106 | 0 | 2 | 0 | 99 | 0 | 0 | 41 | 0 |
| Delhi Township Precinct 4 - Manu | 2182 | 0 | 0.00 | | 0 | 0 | 0 | 0 | 0 | 0 | 0 | 0 | 0 | 0 | 0 | 0 |
| Delhi Township Precinct 4 - SPR | 2182 | 0 | 0.00 | | 0 | 0 | 0 | 0 | 0 | 0 | 0 | 0 | 0 | 0 | 0 | 0 |
| Delhi Township Precinct 4 - Coun | 2182 | 0 | 0.00 | | 0 | 0 | 0 | 0 | 0 | 0 | 0 | 0 | 0 | 0 | 0 | 0 |
| Delhi Township Precinct 4 - AV Pr | 2182 | 205 | 9.40 | | 3 | 3 | 0 | 10 | 1 | 0 | 0 | 12 | 0 | 0 | 15 | 0 |

[illegible]

March 8, 2016

INGHAM_MAR2016_E

| 200003 | REPUBLICAN PRESIDENT OF THE UNITED STATES 8TH | | | | | | | | | | | | | | | |
|---------------------------------------|---|--------------|-------------|--|----------|------------|----------------|----------|---------------|----------------|---------------|----------------|---------------|-----------|-------------|---------------|
| | Registration | Ballots Cast | Turnout (%) | | Jeb Bush | Ben Carson | Chris Christie | Ted Cruz | Carly Fiorina | Lindsey Graham | Mike Huckabee | John R. Kasich | George Pataki | Rand Paul | Marco Rubio | Rick Santorum |
| Locke Township Precinct 1 99 | 1353 | 500 | 36.95 | | 3 | 2 | 0 | 120 | 1 | 0 | 0 | 76 | 0 | 0 | 17 | 0 |
| Locke Township Precinct 1 - Male | 1353 | 0 | 0.00 | | 0 | 0 | 0 | 0 | 0 | 0 | 0 | 0 | 0 | 0 | 0 | 0 |
| Locke Township Precinct 1 - SPR | 1353 | 0 | 0.00 | | 0 | 0 | 0 | 0 | 0 | 0 | 0 | 0 | 0 | 0 | 0 | 0 |
| Locke Township Precinct 1 - Court | 1353 | 0 | 0.00 | | 0 | 0 | 0 | 0 | 0 | 0 | 0 | 0 | 0 | 0 | 0 | 0 |
| Meridian Charter Township Precinct 1 | 1559 | 790 | 50.67 | | 0 | 4 | 0 | 78 | 0 | 0 | 1 | 173 | 1 | 1 | 52 | 1 |
| Meridian Charter Township Precinct 2 | 1559 | 0 | 0.00 | | 0 | 0 | 0 | 0 | 0 | 0 | 0 | 0 | 0 | 0 | 0 | 0 |
| Meridian Charter Township Precinct 3 | 1559 | 0 | 0.00 | | 0 | 0 | 0 | 0 | 0 | 0 | 0 | 0 | 0 | 0 | 0 | 0 |
| Meridian Charter Township Precinct 4 | 1559 | 0 | 0.00 | | 0 | 0 | 0 | 0 | 0 | 0 | 0 | 0 | 0 | 0 | 0 | 0 |
| Meridian Charter Township Precinct 5 | 1582 | 639 | 40.39 | | 3 | 1 | 0 | 52 | 0 | 2 | 0 | 74 | 0 | 2 | 21 | 2 |
| Meridian Charter Township Precinct 6 | 1582 | 0 | 0.00 | | 0 | 0 | 0 | 0 | 0 | 0 | 0 | 0 | 0 | 0 | 0 | 0 |
| Meridian Charter Township Precinct 7 | 1582 | 0 | 0.00 | | 0 | 0 | 0 | 0 | 0 | 0 | 0 | 0 | 0 | 0 | 0 | 0 |
| Meridian Charter Township Precinct 8 | 1582 | 0 | 0.00 | | 0 | 0 | 0 | 0 | 0 | 0 | 0 | 0 | 0 | 0 | 0 | 0 |
| Meridian Charter Township Precinct 9 | 1430 | 561 | 39.23 | | 1 | 4 | 0 | 36 | 0 | 0 | 0 | 77 | 0 | 1 | 35 | 0 |
| Meridian Charter Township Precinct 10 | 1430 | 0 | 0.00 | | 0 | 0 | 0 | 0 | 0 | 0 | 0 | 0 | 0 | 0 | 0 | 0 |
| Meridian Charter Township Precinct 11 | 1430 | 0 | 0.00 | | 0 | 0 | 0 | 0 | 0 | 0 | 0 | 0 | 0 | 0 | 0 | 0 |
| Meridian Charter Township Precinct 12 | 1430 | 0 | 0.00 | | 0 | 0 | 0 | 0 | 0 | 0 | 0 | 0 | 0 | 0 | 0 | 0 |
| Meridian Charter Township Precinct 13 | 2055 | 783 | 38.10 | | 5 | 9 | 1 | 74 | 0 | 1 | 2 | 100 | 0 | 0 | 41 | 1 |
| Meridian Charter Township Precinct 14 | 2055 | 0 | 0.00 | | 0 | 0 | 0 | 0 | 0 | 0 | 0 | 0 | 0 | 0 | 0 | 0 |
| Meridian Charter Township Precinct 15 | 2055 | 0 | 0.00 | | 0 | 0 | 0 | 0 | 0 | 0 | 0 | 0 | 0 | 0 | 0 | 0 |
| Meridian Charter Township Precinct 16 | 2055 | 0 | 0.00 | | 0 | 0 | 0 | 0 | 0 | 0 | 0 | 0 | 0 | 0 | 0 | 0 |
| Meridian Charter Township Precinct 17 | 1616 | 711 | 44.00 | | 1 | 4 | 0 | 51 | 0 | 0 | 1 | 111 | 0 | 0 | 35 | 0 |
| Meridian Charter Township Precinct 18 | 1616 | 0 | 0.00 | | 0 | 0 | 0 | 0 | 0 | 0 | 0 | 0 | 0 | 0 | 0 | 0 |
| Meridian Charter Township Precinct 19 | 1616 | 0 | 0.00 | | 0 | 0 | 0 | 0 | 0 | 0 | 0 | 0 | 0 | 0 | 0 | 0 |
| Meridian Charter Township Precinct 20 | 1616 | 0 | 0.00 | | 0 | 0 | 0 | 0 | 0 | 0 | 0 | 0 | 0 | 0 | 0 | 0 |
| Meridian Charter Township Precinct 21 | 1272 | 535 | 42.06 | | 3 | 4 | 0 | 63 | 0 | 0 | 0 | 81 | 0 | 1 | 25 | 0 |
| Meridian Charter Township Precinct 22 | 1272 | 0 | 0.00 | | 0 | 0 | 0 | 0 | 0 | 0 | 0 | 0 | 0 | 0 | 0 | 0 |
| Meridian Charter Township Precinct 23 | 1272 | 0 | 0.00 | | 0 | 0 | 0 | 0 | 0 | 0 | 0 | 0 | 0 | 0 | 0 | 0 |
| Meridian Charter Township Precinct 24 | 1272 | 0 | 0.00 | | 0 | 0 | 0 | 0 | 0 | 0 | 0 | 0 | 0 | 0 | 0 | 0 |
| Meridian Charter Township Precinct 25 | 1756 | 825 | 46.98 | | 3 | 2 | 1 | 75 | 0 | 0 | 0 | 174 | 0 | 1 | 47 | 0 |
| Meridian Charter Township Precinct 26 | 1756 | 0 | 0.00 | | 0 | 0 | 0 | 0 | 0 | 0 | 0 | 0 | 0 | 0 | 0 | 0 |
| Meridian Charter Township Precinct 27 | 1756 | 0 | 0.00 | | 0 | 0 | 0 | 0 | 0 | 0 | 0 | 0 | 0 | 0 | 0 | 0 |
| Meridian Charter Township Precinct 28 | 1756 | 0 | 0.00 | | 0 | 0 | 0 | 0 | 0 | 0 | 0 | 0 | 0 | 0 | 0 | 0 |
| Meridian Charter Township Precinct 29 | 2054 | 916 | 44.60 | | 3 | 2 | 2 | 67 | 1 | 1 | 0 | 141 | 0 | 2 | 37 | 0 |
| Meridian Charter Township Precinct 30 | 2054 | 0 | 0.00 | | 0 | 0 | 0 | 0 | 0 | 0 | 0 | 0 | 0 | 0 | 0 | 0 |
| Meridian Charter Township Precinct 31 | 2054 | 0 | 0.00 | | 0 | 0 | 0 | 0 | 0 | 0 | 0 | 0 | 0 | 0 | 0 | 0 |
| Meridian Charter Township Precinct 32 | 2054 | 0 | 0.00 | | 0 | 0 | 0 | 0 | 0 | 0 | 0 | 0 | 0 | 0 | 0 | 0 |
| Meridian Charter Township Precinct 33 | 1539 | 769 | 49.97 | | 4 | 3 | 3 | 51 | 0 | 0 | 1 | 127 | 1 | 0 | 44 | 0 |
| Meridian Charter Township Precinct 34 | 1539 | 0 | 0.00 | | 0 | 0 | 0 | 0 | 0 | 0 | 0 | 0 | 0 | 0 | 0 | 0 |
| Meridian Charter Township Precinct 35 | 1539 | 0 | 0.00 | | 0 | 0 | 0 | 0 | 0 | 0 | 0 | 0 | 0 | 0 | 0 | 0 |
| Meridian Charter Township Precinct 36 | 1539 | 0 | 0.00 | | 0 | 0 | 0 | 0 | 0 | 0 | 0 | 0 | 0 | 0 | 0 | 0 |
| Meridian Charter Township Precinct 37 | 1701 | 819 | 48.15 | | 3 | 9 | 0 | 57 | 1 | 0 | 0 | 121 | 1 | 2 | 32 | 1 |
| Meridian Charter Township Precinct 38 | 1701 | 0 | 0.00 | | 0 | 0 | 0 | 0 | 0 | 0 | 0 | 0 | 0 | 0 | 0 | 0 |
| Meridian Charter Township Precinct 39 | 1701 | 0 | 0.00 | | 0 | 0 | 0 | 0 | 0 | 0 | 0 | 0 | 0 | 0 | 0 | 0 |
| Meridian Charter Township Precinct 40 | 1701 | 0 | 0.00 | | 0 | 0 | 0 | 0 | 0 | 0 | 0 | 0 | 0 | 0 | 0 | 0 |
| Meridian Charter Township Precinct 41 | 964 | 418 | 43.36 | | 4 | 5 | 0 | 38 | 0 | 0 | 0 | 52 | 0 | 1 | 12 | 0 |
| Meridian Charter Township Precinct 42 | 964 | 0 | 0.00 | | 0 | 0 | 0 | 0 | 0 | 0 | 0 | 0 | 0 | 0 | 0 | 0 |
| Meridian Charter Township Precinct 43 | 964 | 0 | 0.00 | | 0 | 0 | 0 | 0 | 0 | 0 | 0 | 0 | 0 | 0 | 0 | 0 |
| Meridian Charter Township Precinct 44 | 964 | 0 | 0.00 | | 0 | 0 | 0 | 0 | 0 | 0 | 0 | 0 | 0 | 0 | 0 | 0 |
| Meridian Charter Township Precinct 45 | 895 | 419 | 46.82 | | 1 | 5 | 0 | 23 | 0 | 0 | 0 | 36 | 0 | 0 | 11 | 0 |
| Meridian Charter Township Precinct 46 | 895 | 0 | 0.00 | | 0 | 0 | 0 | 0 | 0 | 0 | 0 | 0 | 0 | 0 | 0 | 0 |
| Meridian Charter Township Precinct 47 | 895 | 0 | 0.00 | | 0 | 0 | 0 | 0 | 0 | 0 | 0 | 0 | 0 | 0 | 0 | 0 |
| Meridian Charter Township Precinct 48 | 895 | 0 | 0.00 | | 0 | 0 | 0 | 0 | 0 | 0 | 0 | 0 | 0 | 0 | 0 | 0 |
| Meridian Charter Township Precinct 49 | 1329 | 600 | 45.15 | | 8 | 8 | 2 | 36 | 0 | 0 | 0 | 96 | 0 | 0 | 34 | 0 |
| Meridian Charter Township Precinct 50 | 1329 | 0 | 0.00 | | 0 | 0 | 0 | 0 | 0 | 0 | 0 | 0 | 0 | 0 | 0 | 0 |
| Meridian Charter Township Precinct 51 | 1329 | 0 | 0.00 | | 0 | 0 | 0 | 0 | 0 | 0 | 0 | 0 | 0 | 0 | 0 | 0 |
| Meridian Charter Township Precinct 52 | 1329 | 0 | 0.00 | | 0 | 0 | 0 | 0 | 0 | 0 | 0 | 0 | 0 | 0 | 0 | 0 |
| Meridian Charter Township Precinct 53 | 1547 | 661 | 42.73 | | 3 | 2 | 0 | 57 | 0 | 0 | 0 | 126 | 0 | 0 | 38 | 0 |
| Meridian Charter Township Precinct 54 | 1547 | 0 | 0.00 | | 0 | 0 | 0 | 0 | 0 | 0 | 0 | 0 | 0 | 0 | 0 | 0 |
| Meridian Charter Township Precinct 55 | 1547 | 0 | 0.00 | | 0 | 0 | 0 | 0 | 0 | 0 | 0 | 0 | 0 | 0 | 0 | 0 |
| Meridian Charter Township Precinct 56 | 1547 | 0 | 0.00 | | 0 | 0 | 0 | 0 | 0 | 0 | 0 | 0 | 0 | 0 | 0 | 0 |
| Meridian Charter Township Precinct 57 | 1509 | 755 | 50.03 | | 10 | 6 | 0 | 68 | 2 | 0 | 0 | 124 | 0 | 0 | 51 | 0 |

| | REPUBLICAN PRESIDENT OF THE UNITED STATES 8TH | | | | | | | | | | | | | | | |
|---------------------------------------|---|--------------|-------------|--|----------|------------|----------------|----------|---------------|----------------|--------------|----------------|---------------|-----------|--------------|---------------|
| 200003 | | | | | | | | | | | | | | | | |
| | Registration | Ballots Cast | Turnout (%) | | Jeb Bush | Ben Carson | Chris Christie | Ted Cruz | Carly Fiorina | Lindsey Graham | Nike Hukabee | John R. Kasich | George Pataki | Rand Paul | Marcus Rubio | Rick Santorum |
| Meridian Charter Township Precinct 1 | 1509 | 0 | 0.00 | | 0 | 0 | 0 | 0 | 0 | 0 | 0 | 0 | 0 | 0 | 0 | 0 |
| Meridian Charter Township Precinct 2 | 1509 | 0 | 0.00 | | 0 | 0 | 0 | 0 | 0 | 0 | 0 | 0 | 0 | 0 | 0 | 0 |
| Meridian Charter Township Precinct 3 | 1509 | 0 | 0.00 | | 0 | 0 | 0 | 0 | 0 | 0 | 0 | 0 | 0 | 0 | 0 | 0 |
| Meridian Charter Township Precinct 4 | 2340 | 965 | 41.24 | | 6 | 0 | 0 | 86 | 0 | 0 | 0 | 144 | 0 | 2 | 44 | 0 |
| Meridian Charter Township Precinct 5 | 2340 | 0 | 0.00 | | 0 | 0 | 0 | 0 | 0 | 0 | 0 | 0 | 0 | 0 | 0 | 0 |
| Meridian Charter Township Precinct 6 | 2340 | 0 | 0.00 | | 0 | 0 | 0 | 0 | 0 | 0 | 0 | 0 | 0 | 0 | 0 | 0 |
| Meridian Charter Township Precinct 7 | 2340 | 0 | 0.00 | | 0 | 0 | 0 | 0 | 0 | 0 | 0 | 0 | 0 | 0 | 0 | 0 |
| Meridian Charter Township Precinct 8 | 1465 | 544 | 37.13 | | 0 | 2 | 0 | 44 | 0 | 0 | 0 | 26 | 0 | 0 | 17 | 0 |
| Meridian Charter Township Precinct 9 | 1465 | 0 | 0.00 | | 0 | 0 | 0 | 0 | 0 | 0 | 0 | 0 | 0 | 0 | 0 | 0 |
| Meridian Charter Township Precinct 10 | 1465 | 0 | 0.00 | | 0 | 0 | 0 | 0 | 0 | 0 | 0 | 0 | 0 | 0 | 0 | 0 |
| Meridian Charter Township Precinct 11 | 1465 | 0 | 0.00 | | 0 | 0 | 0 | 0 | 0 | 0 | 0 | 0 | 0 | 0 | 0 | 0 |
| Meridian Charter Township Precinct 12 | 1362 | 644 | 47.28 | | 12 | 1 | 2 | 50 | 0 | 0 | 1 | 120 | 0 | 1 | 40 | 0 |
| Meridian Charter Township Precinct 13 | 1362 | 2 | 0.15 | | 0 | 0 | 0 | 0 | 0 | 0 | 0 | 0 | 0 | 0 | 0 | 0 |
| Meridian Charter Township Precinct 14 | 1362 | 0 | 0.00 | | 0 | 0 | 0 | 0 | 0 | 0 | 0 | 0 | 0 | 0 | 0 | 0 |
| Meridian Charter Township Precinct 15 | 1362 | 0 | 0.00 | | 0 | 0 | 0 | 0 | 0 | 0 | 0 | 0 | 0 | 0 | 0 | 0 |
| Meridian Charter Township Precinct 16 | 1584 | 761 | 48.04 | | 8 | 2 | 1 | 67 | 3 | 0 | 0 | 165 | 0 | 2 | 57 | 0 |
| Meridian Charter Township Precinct 17 | 1584 | 0 | 0.00 | | 0 | 0 | 0 | 0 | 0 | 0 | 0 | 0 | 0 | 0 | 0 | 0 |
| Meridian Charter Township Precinct 18 | 1584 | 0 | 0.00 | | 0 | 0 | 0 | 0 | 0 | 0 | 0 | 0 | 0 | 0 | 0 | 0 |
| Meridian Charter Township Precinct 19 | 1584 | 0 | 0.00 | | 0 | 0 | 0 | 0 | 0 | 0 | 0 | 0 | 0 | 0 | 0 | 0 |
| Onondaga Township Precinct 1 | 2230 | 675 | 30.27 | | 6 | 6 | 1 | 114 | 0 | 0 | 1 | 61 | 0 | 2 | 34 | 0 |
| Onondaga Township Precinct 1 - Man | 2230 | 0 | 0.00 | | 0 | 0 | 0 | 0 | 0 | 0 | 0 | 0 | 0 | 0 | 0 | 0 |
| Onondaga Township Precinct 1 - SPR | 2230 | 0 | 0.00 | | 0 | 0 | 0 | 0 | 0 | 0 | 0 | 0 | 0 | 0 | 0 | 0 |
| Onondaga Township Precinct 1 - Cou | 2230 | 0 | 0.00 | | 0 | 0 | 0 | 0 | 0 | 0 | 0 | 0 | 0 | 0 | 0 | 0 |
| Stockbridge Township Precinct 1 | 1459 | 498 | 34.13 | | 6 | 4 | 0 | 67 | 0 | 0 | 1 | 63 | 0 | 0 | 19 | 0 |
| Stockbridge Township Precinct 1 - Man | 1459 | 0 | 0.00 | | 0 | 0 | 0 | 0 | 0 | 0 | 0 | 0 | 0 | 0 | 0 | 0 |
| Stockbridge Township Precinct 1 - SPR | 1459 | 0 | 0.00 | | 0 | 0 | 0 | 0 | 0 | 0 | 0 | 0 | 0 | 0 | 0 | 0 |
| Stockbridge Township Precinct 1 - Cou | 1459 | 0 | 0.00 | | 0 | 0 | 0 | 0 | 0 | 0 | 0 | 0 | 0 | 0 | 0 | 0 |
| Stockbridge Township Precinct 2 | 1210 | 402 | 33.22 | | 2 | 4 | 0 | 81 | 0 | 0 | 0 | 45 | 0 | 0 | 18 | 0 |
| Stockbridge Township Precinct 2 - Man | 1210 | 0 | 0.00 | | 0 | 0 | 0 | 0 | 0 | 0 | 0 | 0 | 0 | 0 | 0 | 0 |
| Stockbridge Township Precinct 2 - SPR | 1210 | 0 | 0.00 | | 0 | 0 | 0 | 0 | 0 | 0 | 0 | 0 | 0 | 0 | 0 | 0 |
| Stockbridge Township Precinct 2 - Cou | 1210 | 0 | 0.00 | | 0 | 0 | 0 | 0 | 0 | 0 | 0 | 0 | 0 | 0 | 0 | 0 |
| Vevay Township Precinct 1 | 1711 | 538 | 31.44 | | 3 | 10 | 0 | 106 | 0 | 0 | 1 | 75 | 0 | 3 | 21 | 0 |
| Vevay Township Precinct 1 - Man | 1711 | 0 | 0.00 | | | | | | | | | | | | | |

March 8, 2016

INGHAM_MAR2016_E

| 200003 | REPUBLICAN PRESIDENT OF THE UNITED STATES 8TH | | | | | | | | | | | | | | | |
|---------------------|---|--------------|-------------|--|----------|------------|----------------|----------|---------------|----------------|---------------|----------------|---------------|-----------|-------------|---------------|
| | Registration | Ballots Cast | Turnout (%) | | Jeb Bush | Ben Carson | Chris Christie | Ted Cruz | Carly Fiorina | Lindsey Graham | Mike Huckabee | John R. Kasich | George Pataki | Rand Paul | Marco Rubio | Rick Santorum |
| Grand Totals | 190000 | 68783 | 36.20 | | 360 | 482 | 94 | 6968 | 40 | 18 | 66 | 7649 | 20 | 110 | 3024 | 36 |
| County Clerk Totals | 190000 | 0 | 0.00 | | 0 | 0 | 0 | 0 | 0 | 0 | 0 | 0 | 0 | 0 | 0 | 0 |
| AV Precincts Totals | 121297 | 9295 | 7.66 | | 154 | 146 | 43 | 619 | 13 | 3 | 16 | 550 | 4 | 11 | 588 | 7 |

| 200003 | REPUBLICAN PRESIDENT OF THE UNITED STATES 8TH | | | | | | | | | | | | | | | |
|-----------------------------------|---|--------------|-------------|--|-----------------|-------------|---|---|---|---|---|---|---|---|---|---|
| | Registration | Ballots Cast | Turnout (%) | | Donald J. Trump | Uncommitted | | | | | | | | | | |
| City of Lansing Ward 2 Precinct 1 | 1986 | 0 | 0.00 | | 0 | 0 | 0 | 0 | 0 | 0 | 0 | 0 | 0 | 0 | 0 | 0 |
| City of Lansing Ward 2 Precinct 1 | 1986 | 0 | 0.00 | | 0 | 0 | 0 | 0 | 0 | 0 | 0 | 0 | 0 | 0 | 0 | 0 |
| City of Lansing Ward 2 Precinct 1 | 1986 | 0 | 0.00 | | 0 | 0 | 0 | 0 | 0 | 0 | 0 | 0 | 0 | 0 | 0 | 0 |
| City of Lansing Ward 2 Precinct 1 | 1986 | 128 | 6.45 | | 11 | 1 | 0 | 0 | 0 | 0 | 0 | 0 | 0 | 0 | 0 | 0 |
| City of Lansing Ward 2 Precinct 1 | 1892 | 384 | 20.30 | | 46 | 0 | 0 | 0 | 0 | 0 | 0 | 0 | 0 | 0 | 0 | 0 |
| City of Lansing Ward 2 Precinct 1 | 1892 | 0 | 0.00 | | 0 | 0 | 0 | 0 | 0 | 0 | 0 | 0 | 0 | 0 | 0 | 0 |
| City of Lansing Ward 2 Precinct 1 | 1892 | 0 | 0.00 | | 0 | 0 | 0 | 0 | 0 | 0 | 0 | 0 | 0 | 0 | 0 | 0 |
| City of Lansing Ward 2 Precinct 1 | 1892 | 0 | 0.00 | | 0 | 0 | 0 | 0 | 0 | 0 | 0 | 0 | 0 | 0 | 0 | 0 |
| City of Lansing Ward 2 Precinct 1 | 1892 | 138 | 7.29 | | 19 | 2 | 0 | 0 | 0 | 0 | 0 | 0 | 0 | 0 | 0 | 0 |
| City of Lansing Ward 2 Precinct 1 | 1851 | 443 | 23.93 | | 48 | 1 | 0 | 0 | 0 | 0 | 0 | 0 | 0 | 0 | 0 | 0 |
| City of Lansing Ward 2 Precinct 1 | 1851 | 0 | 0.00 | | 0 | 0 | 0 | 0 | 0 | 0 | 0 | 0 | 0 | 0 | 0 | 0 |
| City of Lansing Ward 2 Precinct 1 | 1851 | 0 | 0.00 | | 0 | 0 | 0 | 0 | 0 | 0 | 0 | 0 | 0 | 0 | 0 | 0 |
| City of Lansing Ward 2 Precinct 1 | 1851 | 0 | 0.00 | | 0 | 0 | 0 | 0 | 0 | 0 | 0 | 0 | 0 | 0 | 0 | 0 |
| City of Lansing Ward 2 Precinct 1 | 1851 | 200 | 10.80 | | 21 | 6 | 0 | 0 | 0 | 0 | 0 | 0 | 0 | 0 | 0 | 0 |
| City of Lansing Ward 2 Precinct 1 | 1334 | 502 | 37.63 | | 46 | 1 | 0 | 0 | 0 | 0 | 0 | 0 | 0 | 0 | 0 | 0 |
| City of Lansing Ward 2 Precinct 1 | 1334 | 1 | 0.07 | | 0 | 0 | 0 | 0 | 0 | 0 | 0 | 0 | 0 | 0 | 0 | 0 |
| City of Lansing Ward 2 Precinct 1 | 1334 | 0 | 0.00 | | 0 | 0 | 0 | 0 | 0 | 0 | 0 | 0 | 0 | 0 | 0 | 0 |
| City of Lansing Ward 2 Precinct 1 | 1334 | 0 | 0.00 | | 0 | 0 | 0 | 0 | 0 | 0 | 0 | 0 | 0 | 0 | 0 | 0 |
| City of Lansing Ward 2 Precinct 1 | 1334 | 130 | 9.75 | | 13 | 5 | 0 | 0 | 0 | 0 | 0 | 0 | 0 | 0 | 0 | 0 |
| City of Lansing Ward 2 Precinct 1 | 2055 | 462 | 22.48 | | 43 | 0 | 0 | 0 | 0 | 0 | 0 | 0 | 0 | 0 | 0 | 0 |
| City of Lansing Ward 2 Precinct 1 | 2055 | 65 | 3.16 | | 0 | 0 | 0 | 0 | 0 | 0 | 0 | 0 | 0 | 0 | 0 | 0 |
| City of Lansing Ward 2 Precinct 1 | 2055 | 0 | 0.00 | | 0 | 0 | 0 | 0 | 0 | 0 | 0 | 0 | 0 | 0 | 0 | 0 |
| City of Lansing Ward 2 Precinct 1 | 2055 | 0 | 0.00 | | 0 | 0 | 0 | 0 | 0 | 0 | 0 | 0 | 0 | 0 | 0 | 0 |
| City of Lansing Ward 2 Precinct 1 | 2055 | 62 | 3.02 | | 10 | 2 | 0 | 0 | 0 | 0 | 0 | 0 | 0 | 0 | 0 | 0 |
| City of Lansing Ward 2 Precinct 1 | 1527 | 424 | 27.77 | | 44 | 2 | 0 | 0 | 0 | 0 | 0 | 0 | 0 | 0 | 0 | 0 |
| City of Lansing Ward 2 Precinct 1 | 1527 | 0 | 0.00 | | 0 | 0 | 0 | 0 | 0 | 0 | 0 | 0 | 0 | 0 | 0 | 0 |
| City of Lansing Ward 2 Precinct 1 | 1527 | 0 | 0.00 | | 0 | 0 | 0 | 0 | 0 | 0 | 0 | 0 | 0 | 0 | 0 | 0 |
| City of Lansing Ward 2 Precinct 1 | 1527 | 0 | 0.00 | | 0 | 0 | 0 | 0 | 0 | 0 | 0 | 0 | 0 | 0 | 0 | 0 |
| City of Lansing Ward 2 Precinct 1 | 1527 | 106 | 6.94 | | 7 | 7 | 0 | 0 | 0 | 0 | 0 | 0 | 0 | 0 | 0 | 0 |
| City of Lansing Ward 2 Precinct 1 | 1264 | 194 | 15.35 | | 14 | 0 | 0 | 0 | 0 | 0 | 0 | 0 | 0 | 0 | 0 | 0 |
| City of Lansing Ward 2 Precinct 1 | 1264 | 0 | 0.00 | | 0 | 0 | 0 | 0 | 0 | 0 | 0 | 0 | 0 | 0 | 0 | 0 |
| City of Lansing Ward 2 Precinct 1 | 1264 | 0 | 0.00 | | 0 | 0 | 0 | 0 | 0 | 0 | 0 | 0 | 0 | 0 | 0 | 0 |
| City of Lansing Ward 2 Precinct 1 | 1264 | 0 | 0.00 | | | | | | | | | | | | | |

| 200003 | REPUBLICAN PRESIDENT OF THE UNITED STATES 8TH | | | | | | | | | | | | | | | |
|-------------------------------------|---|--------------|-------------|--|-----------------|-------------|---|---|---|---|---|---|---|---|---|---|
| | Registration | Ballots Cast | Turnout (%) | | Donald J. Trump | Uncommitted | | | | | | | | | | |
| City of Lansing Ward 4 Precinct 3 | 2120 | 0 | 0.00 | | 0 | 0 | 0 | 0 | 0 | 0 | 0 | 0 | 0 | 0 | 0 | 0 |
| City of Lansing Ward 4 Precinct 3 | 2120 | 96 | 4.53 | | 5 | 3 | 0 | 0 | 0 | 0 | 0 | 0 | 0 | 0 | 0 | 0 |
| City of Lansing Ward 4 Precinct 3 | 1847 | 481 | 26.04 | | 27 | 0 | 0 | 0 | 0 | 0 | 0 | 0 | 0 | 0 | 0 | 0 |
| City of Lansing Ward 4 Precinct 3 | 1847 | 23 | 1.25 | | 0 | 0 | 0 | 0 | 0 | 0 | 0 | 0 | 0 | 0 | 0 | 0 |
| City of Lansing Ward 4 Precinct 3 | 1847 | 0 | 0.00 | | 0 | 0 | 0 | 0 | 0 | 0 | 0 | 0 | 0 | 0 | 0 | 0 |
| City of Lansing Ward 4 Precinct 3 | 1847 | 0 | 0.00 | | 0 | 0 | 0 | 0 | 0 | 0 | 0 | 0 | 0 | 0 | 0 | 0 |
| City of Lansing Ward 4 Precinct 3 | 1847 | 66 | 3.57 | | 8 | 0 | 0 | 0 | 0 | 0 | 0 | 0 | 0 | 0 | 0 | 0 |
| City of Lansing Ward 4 Precinct 4 | 1832 | 308 | 16.81 | | 22 | 1 | 0 | 0 | 0 | 0 | 0 | 0 | 0 | 0 | 0 | 0 |
| City of Lansing Ward 4 Precinct 4 | 1832 | 32 | 1.75 | | 0 | 0 | 0 | 0 | 0 | 0 | 0 | 0 | 0 | 0 | 0 | 0 |
| City of Lansing Ward 4 Precinct 4 | 1832 | 0 | 0.00 | | 0 | 0 | 0 | 0 | 0 | 0 | 0 | 0 | 0 | 0 | 0 | 0 |
| City of Lansing Ward 4 Precinct 4 | 1832 | 0 | 0.00 | | 0 | 0 | 0 | 0 | 0 | 0 | 0 | 0 | 0 | 0 | 0 | 0 |
| City of Lansing Ward 4 Precinct 4 | 1832 | 53 | 2.89 | | 7 | 1 | 0 | 0 | 0 | 0 | 0 | 0 | 0 | 0 | 0 | 0 |
| City of Lansing Ward 4 Precinct 4 | 1767 | 669 | 37.86 | | 60 | 0 | 0 | 0 | 0 | 0 | 0 | 0 | 0 | 0 | 0 | 0 |
| City of Lansing Ward 4 Precinct 4 | 1767 | 0 | 0.00 | | 0 | 0 | 0 | 0 | 0 | 0 | 0 | 0 | 0 | 0 | 0 | 0 |
| City of Lansing Ward 4 Precinct 4 | 1767 | 0 | 0.00 | | 0 | 0 | 0 | 0 | 0 | 0 | 0 | 0 | 0 | 0 | 0 | 0 |
| City of Lansing Ward 4 Precinct 4 | 1767 | 0 | 0.00 | | 0 | 0 | 0 | 0 | 0 | 0 | 0 | 0 | 0 | 0 | 0 | 0 |
| City of Lansing Ward 4 Precinct 4 | 1767 | 212 | 12.00 | | 28 | 7 | 0 | 0 | 0 | 0 | 0 | 0 | 0 | 0 | 0 | 0 |
| City of Lansing Ward 4 Precinct 4 | 1640 | 415 | 25.30 | | 56 | 0 | 0 | 0 | 0 | 0 | 0 | 0 | 0 | 0 | 0 | 0 |
| City of Lansing Ward 4 Precinct 4 | 1640 | 0 | 0.00 | | 0 | 0 | 0 | 0 | 0 | 0 | 0 | 0 | 0 | 0 | 0 | 0 |
| City of Lansing Ward 4 Precinct 4 | 1640 | 0 | 0.00 | | 0 | 0 | 0 | 0 | 0 | 0 | 0 | 0 | 0 | 0 | 0 | 0 |
| City of Lansing Ward 4 Precinct 4 | 1640 | 0 | 0.00 | | 0 | 0 | 0 | 0 | 0 | 0 | 0 | 0 | 0 | 0 | 0 | 0 |
| City of Lansing Ward 4 Precinct 4 | 1640 | 89 | 5.43 | | 15 | 3 | 0 | 0 | 0 | 0 | 0 | 0 | 0 | 0 | 0 | 0 |
| City of Lansing Ward 4 Precinct 4 | 1519 | 381 | 25.08 | | 48 | 1 | 0 | 0 | 0 | 0 | 0 | 0 | 0 | 0 | 0 | 0 |
| City of Lansing Ward 4 Precinct 4 | 1519 | 0 | 0.00 | | 0 | 0 | 0 | 0 | 0 | 0 | 0 | 0 | 0 | 0 | 0 | 0 |
| City of Lansing Ward 4 Precinct 4 | 1519 | 0 | 0.00 | | 0 | 0 | 0 | 0 | 0 | 0 | 0 | 0 | 0 | 0 | 0 | 0 |
| City of Lansing Ward 4 Precinct 4 | 1519 | 0 | 0.00 | | 0 | 0 | 0 | 0 | 0 | 0 | 0 | 0 | 0 | 0 | 0 | 0 |
| City of Lansing Ward 4 Precinct 4 | 1519 | 63 | 4.15 | | 9 | 3 | 0 | 0 | 0 | 0 | 0 | 0 | 0 | 0 | 0 | 0 |
| City of Lansing Ward 4 Precinct 4 | 1247 | 415 | 33.28 | | 19 | 0 | 0 | 0 | 0 | 0 | 0 | 0 | 0 | 0 | 0 | 0 |
| City of Lansing Ward 4 Precinct 4 | 1247 | 0 | 0.00 | | 0 | 0 | 0 | 0 | 0 | 0 | 0 | 0 | 0 | 0 | 0 | 0 |
| City of Lansing Ward 4 Precinct 4 | 1247 | 0 | 0.00 | | 0 | 0 | 0 | 0 | 0 | 0 | 0 | 0 | 0 | 0 | 0 | 0 |
| City of Lansing Ward 4 Precinct 4 | 1247 | 0 | 0.00 | | 0 | 0 | 0 | 0 | 0 | 0 | 0 | 0 | 0 | 0 | 0 | 0 |
| City of Lansing Ward 4 Precinct 4 | 1247 | 112 | 8.98 | | 14 | 0 | 0 | 0 | 0 | 0 | 0 | 0 | 0 | 0 | 0 | 0 |
| City of East Lansing Precinct 1 - A | 520 | 43 | 8.27 | | 1 | | | | | | | | | | | |

| | REPUBLICAN PRESIDENT OF THE UNITED STATES 8TH | | | | | | | | | | | | | | | |
|-------------------------------------|---|--------------|-------------|--|-----------------|-------------|---|---|---|---|---|---|---|---|---|---|
| 200003 | | | | | | | | | | | | | | | | |
| | Registration | Ballots Cast | Turnout (%) | | Donald J. Trump | Uncommitted | | | | | | | | | | |
| City of East Lansing Precinct 6 - A | 932 | 68 | 7.30 | | 2 | 2 | 0 | 0 | 0 | 0 | 0 | 0 | 0 | 0 | 0 | 0 |
| City of East Lansing Precinct 7 - S | 1552 | 517 | 33.31 | | 59 | 0 | 0 | 0 | 0 | 0 | 0 | 0 | 0 | 0 | 0 | 0 |
| City of East Lansing Precinct 7 - M | 1552 | 0 | 0.00 | | 0 | 0 | 0 | 0 | 0 | 0 | 0 | 0 | 0 | 0 | 0 | 0 |
| City of East Lansing Precinct 7 - S | 1552 | 0 | 0.00 | | 0 | 0 | 0 | 0 | 0 | 0 | 0 | 0 | 0 | 0 | 0 | 0 |
| City of East Lansing Precinct 7 - C | 1552 | 0 | 0.00 | | 0 | 0 | 0 | 0 | 0 | 0 | 0 | 0 | 0 | 0 | 0 | 0 |
| City of East Lansing Precinct 7 - A | 1552 | 192 | 12.37 | | 26 | 3 | 0 | 0 | 0 | 0 | 0 | 0 | 0 | 0 | 0 | 0 |
| City of East Lansing Precinct 8 - S | 974 | 314 | 32.24 | | 23 | 0 | 0 | 0 | 0 | 0 | 0 | 0 | 0 | 0 | 0 | 0 |
| City of East Lansing Precinct 8 - M | 974 | 0 | 0.00 | | 0 | 0 | 0 | 0 | 0 | 0 | 0 | 0 | 0 | 0 | 0 | 0 |
| City of East Lansing Precinct 8 - S | 974 | 0 | 0.00 | | 0 | 0 | 0 | 0 | 0 | 0 | 0 | 0 | 0 | 0 | 0 | 0 |
| City of East Lansing Precinct 8 - C | 974 | 0 | 0.00 | | 0 | 0 | 0 | 0 | 0 | 0 | 0 | 0 | 0 | 0 | 0 | 0 |
| City of East Lansing Precinct 8 - A | 974 | 80 | 8.21 | | 12 | 1 | 0 | 0 | 0 | 0 | 0 | 0 | 0 | 0 | 0 | 0 |
| City of East Lansing Precinct 9 - S | 1627 | 397 | 24.40 | | 20 | 1 | 0 | 0 | 0 | 0 | 0 | 0 | 0 | 0 | 0 | 0 |
| City of East Lansing Precinct 9 - M | 1627 | 1 | 0.06 | | 0 | 0 | 0 | 0 | 0 | 0 | 0 | 0 | 0 | 0 | 0 | 0 |
| City of East Lansing Precinct 9 - S | 1627 | 0 | 0.00 | | 0 | 0 | 0 | 0 | 0 | 0 | 0 | 0 | 0 | 0 | 0 | 0 |
| City of East Lansing Precinct 9 - C | 1627 | 0 | 0.00 | | 0 | 0 | 0 | 0 | 0 | 0 | 0 | 0 | 0 | 0 | 0 | 0 |
| City of East Lansing Precinct 9 - A | 1627 | 113 | 6.95 | | 3 | 0 | 0 | 0 | 0 | 0 | 0 | 0 | 0 | 0 | 0 | 0 |
| City of East Lansing Precinct 10 | 1387 | 231 | 16.65 | | 8 | 0 | 0 | 0 | 0 | 0 | 0 | 0 | 0 | 0 | 0 | 0 |
| City of East Lansing Precinct 10 - | 1387 | 0 | 0.00 | | 0 | 0 | 0 | 0 | 0 | 0 | 0 | 0 | 0 | 0 | 0 | 0 |
| City of East Lansing Precinct 10 - | 1387 | 0 | 0.00 | | 0 | 0 | 0 | 0 | 0 | 0 | 0 | 0 | 0 | 0 | 0 | 0 |
| City of East Lansing Precinct 10 - | 1387 | 0 | 0.00 | | 0 | 0 | 0 | 0 | 0 | 0 | 0 | 0 | 0 | 0 | 0 | 0 |
| City of East Lansing Precinct 10 - | 1387 | 74 | 5.34 | | 4 | 0 | 0 | 0 | 0 | 0 | 0 | 0 | 0 | 0 | 0 | 0 |
| City of East Lansing Precinct 11 | 2155 | 748 | 34.71 | | 45 | 1 | 0 | 0 | 0 | 0 | 0 | 0 | 0 | 0 | 0 | 0 |
| City of East Lansing Precinct 11 - | 2155 | 0 | 0.00 | | 0 | 0 | 0 | 0 | 0 | 0 | 0 | 0 | 0 | 0 | 0 | 0 |
| City of East Lansing Precinct 11 - | 2155 | 0 | 0.00 | | 0 | 0 | 0 | 0 | 0 | 0 | 0 | 0 | 0 | 0 | 0 | 0 |
| City of East Lansing Precinct 11 - | 2155 | 0 | 0.00 | | 0 | 0 | 0 | 0 | 0 | 0 | 0 | 0 | 0 | 0 | 0 | 0 |
| City of East Lansing Precinct 11 - | 2155 | 202 | 9.37 | | 13 | 6 | 0 | 0 | 0 | 0 | 0 | 0 | 0 | 0 | 0 | 0 |
| City of East Lansing Precinct 12 | 596 | 41 | 6.88 | | 1 | 0 | 0 | 0 | 0 | 0 | 0 | 0 | 0 | 0 | 0 | 0 |
| City of East Lansing Precinct 12 - | 596 | 0 | 0.00 | | 0 | 0 | 0 | 0 | 0 | 0 | 0 | 0 | 0 | 0 | 0 | 0 |
| City of East Lansing Precinct 12 - | 596 | 0 | 0.00 | | 0 | 0 | 0 | 0 | 0 | 0 | 0 | 0 | 0 | 0 | 0 | 0 |
| City of East Lansing Precinct 12 - | 596 | 0 | 0.00 | | 0 | 0 | 0 | 0 | 0 | 0 | 0 | 0 | 0 | 0 | 0 | 0 |
| City of East Lansing Precinct 12 - | 596 | 54 | 9.06 | | 2 | 0 | 0 | 0 | 0 | 0 | 0 | 0 | 0 | 0 | 0 | 0 |
| City of East Lansing Precinct 13 | 392 | 42 | 10.71 | | 1 | 0 | 0 | 0 | 0 | 0 | 0 | 0 | 0 | 0 | 0 | 0 |
| City of East Lansing Precinct 13 - | | | | | | | | | | | | | | | | |

| 2000003 | REPUBLICAN PRESIDENT OF THE UNITED STATES 8TH | | | | | | | | | | | | | | | |
|-------------------------------------|---|--------------|-------------|--|-----------------|-------------|---|---|---|---|---|---|---|---|---|---|
| | Registration | Ballots Cast | Turnout (%) | | Donald J. Trump | Uncommitted | | | | | | | | | | |
| City of Mason Precinct 2 - Manual | 2020 | 0 | 0.00 | | 0 | 0 | 0 | 0 | 0 | 0 | 0 | 0 | 0 | 0 | 0 | 0 |
| City of Mason Precinct 2 - SPR H | 2020 | 0 | 0.00 | | 0 | 0 | 0 | 0 | 0 | 0 | 0 | 0 | 0 | 0 | 0 | 0 |
| City of Mason Precinct 2 - County | 2020 | 0 | 0.00 | | 0 | 0 | 0 | 0 | 0 | 0 | 0 | 0 | 0 | 0 | 0 | 0 |
| City of Mason Precinct 2 - AV Pre | 2020 | 155 | 7.67 | | 32 | 2 | 0 | 0 | 0 | 0 | 0 | 0 | 0 | 0 | 0 | 0 |
| City of Mason Precinct 3 - 69 | 2064 | 594 | 28.78 | | 89 | 0 | 0 | 0 | 0 | 0 | 0 | 0 | 0 | 0 | 0 | 0 |
| City of Mason Precinct 3 - Manual | 2064 | 0 | 0.00 | | 0 | 0 | 0 | 0 | 0 | 0 | 0 | 0 | 0 | 0 | 0 | 0 |
| City of Mason Precinct 3 - SPR H | 2064 | 0 | 0.00 | | 0 | 0 | 0 | 0 | 0 | 0 | 0 | 0 | 0 | 0 | 0 | 0 |
| City of Mason Precinct 3 - County | 2064 | 0 | 0.00 | | 0 | 0 | 0 | 0 | 0 | 0 | 0 | 0 | 0 | 0 | 0 | 0 |
| City of Mason Precinct 3 - AV Pre | 2064 | 160 | 7.75 | | 17 | 3 | 0 | 0 | 0 | 0 | 0 | 0 | 0 | 0 | 0 | 0 |
| City of Williamston Precinct 1 - 71 | 1317 | 563 | 42.75 | | 86 | 1 | 0 | 0 | 0 | 0 | 0 | 0 | 0 | 0 | 0 | 0 |
| City of Williamston Precinct 1 - M | 1317 | 0 | 0.00 | | 0 | 0 | 0 | 0 | 0 | 0 | 0 | 0 | 0 | 0 | 0 | 0 |
| City of Williamston Precinct 1 - SF | 1317 | 0 | 0.00 | | 0 | 0 | 0 | 0 | 0 | 0 | 0 | 0 | 0 | 0 | 0 | 0 |
| City of Williamston Precinct 1 - Co | 1317 | 0 | 0.00 | | 0 | 0 | 0 | 0 | 0 | 0 | 0 | 0 | 0 | 0 | 0 | 0 |
| City of Williamston Precinct 2 - 72 | 1498 | 497 | 33.18 | | 66 | 4 | 0 | 0 | 0 | 0 | 0 | 0 | 0 | 0 | 0 | 0 |
| City of Williamston Precinct 2 - M | 1498 | 0 | 0.00 | | 0 | 0 | 0 | 0 | 0 | 0 | 0 | 0 | 0 | 0 | 0 | 0 |
| City of Williamston Precinct 2 - SF | 1498 | 0 | 0.00 | | 0 | 0 | 0 | 0 | 0 | 0 | 0 | 0 | 0 | 0 | 0 | 0 |
| City of Williamston Precinct 2 - Co | 1498 | 0 | 0.00 | | 0 | 0 | 0 | 0 | 0 | 0 | 0 | 0 | 0 | 0 | 0 | 0 |
| Alaiedon Township Precinct 1 - 73 | 839 | 405 | 48.27 | | 69 | 4 | 0 | 0 | 0 | 0 | 0 | 0 | 0 | 0 | 0 | 0 |
| Alaiedon Township Precinct 1 - M | 839 | 0 | 0.00 | | 0 | 0 | 0 | 0 | 0 | 0 | 0 | 0 | 0 | 0 | 0 | 0 |
| Alaiedon Township Precinct 1 - SF | 839 | 0 | 0.00 | | 0 | 0 | 0 | 0 | 0 | 0 | 0 | 0 | 0 | 0 | 0 | 0 |
| Alaiedon Township Precinct 1 - Co | 839 | 0 | 0.00 | | 0 | 0 | 0 | 0 | 0 | 0 | 0 | 0 | 0 | 0 | 0 | 0 |
| Alaiedon Township Precinct 2 - 74 | 763 | 338 | 44.30 | | 56 | 4 | 0 | 0 | 0 | 0 | 0 | 0 | 0 | 0 | 0 | 0 |
| Alaiedon Township Precinct 2 - M | 763 | 0 | 0.00 | | 0 | 0 | 0 | 0 | 0 | 0 | 0 | 0 | 0 | 0 | 0 | 0 |
| Alaiedon Township Precinct 2 - SF | 763 | 0 | 0.00 | | 0 | 0 | 0 | 0 | 0 | 0 | 0 | 0 | 0 | 0 | 0 | 0 |
| Alaiedon Township Precinct 2 - Co | 763 | 0 | 0.00 | | 0 | 0 | 0 | 0 | 0 | 0 | 0 | 0 | 0 | 0 | 0 | 0 |
| Alaiedon Township Precinct 3 - 75 | 783 | 363 | 46.36 | | 67 | 2 | 0 | 0 | 0 | 0 | 0 | 0 | 0 | 0 | 0 | 0 |
| Alaiedon Township Precinct 3 - M | 783 | 0 | 0.00 | | 0 | 0 | 0 | 0 | 0 | 0 | 0 | 0 | 0 | 0 | 0 | 0 |
| Alaiedon Township Precinct 3 - SF | 783 | 0 | 0.00 | | 0 | 0 | 0 | 0 | 0 | 0 | 0 | 0 | 0 | 0 | 0 | 0 |
| Alaiedon Township Precinct 3 - Co | 783 | 0 | 0.00 | | 0 | 0 | 0 | 0 | 0 | 0 | 0 | 0 | 0 | 0 | 0 | 0 |
| Aurelius Township Precinct 1 - 76 | 1874 | 733 | 39.11 | | 132 | 8 | 0 | 0 | 0 | 0 | 0 | 0 | 0 | 0 | 0 | 0 |
| Aurelius Township Precinct 1 - M | 1874 | 0 | 0.00 | | 0 | 0 | 0 | 0 | 0 | 0 | 0 | 0 | 0 | 0 | 0 | 0 |
| Aurelius Township Precinct 1 - SF | 1874 | 0 | 0.00 | | 0 | 0 | 0 | 0 | 0 | 0 | 0 | 0 | 0 | 0 | 0 | 0 |
| Aurelius Township Precinct 1 - Co | 1874 | 0 | 0.00 | | 0 | | | | | | | | | | | |

INGHAM_MAR2016_E

| 200003 | REPUBLICAN PRESIDENT OF THE UNITED STATES 8TH | | | | | | | | | | | | | | | |
|----------------------------------|---|--------------|-------------|--|-----------------|-------------|---|---|---|---|---|---|---|---|---|---|
| | Registration | Ballots Cast | Turnout (%) | | Donald J. Trump | Uncommitted | | | | | | | | | | |
| Delhi Township Precinct 5 - B3 | 1657 | 545 | 32.89 | | 71 | 4 | 0 | 0 | 0 | 0 | 0 | 0 | 0 | 0 | 0 | 0 |
| Delhi Township Precinct 5 - Manu | 1657 | 0 | 0.00 | | 0 | 0 | 0 | 0 | 0 | 0 | 0 | 0 | 0 | 0 | 0 | 0 |
| Delhi Township Precinct 5 - SPR | 1657 | 0 | 0.00 | | 0 | 0 | 0 | 0 | 0 | 0 | 0 | 0 | 0 | 0 | 0 | 0 |
| Delhi Township Precinct 5 - Coun | 1657 | 0 | 0.00 | | 0 | 0 | 0 | 0 | 0 | 0 | 0 | 0 | 0 | 0 | 0 | 0 |
| Delhi Township Precinct 5 - AV P | 1657 | 201 | 12.13 | | 27 | 9 | 0 | 0 | 0 | 0 | 0 | 0 | 0 | 0 | 0 | 0 |
| Delhi Township Precinct 6 - B4 | 1856 | 530 | 28.56 | | 73 | 1 | 0 | 0 | 0 | 0 | 0 | 0 | 0 | 0 | 0 | 0 |
| Delhi Township Precinct 6 - Manu | 1856 | 0 | 0.00 | | 0 | 0 | 0 | 0 | 0 | 0 | 0 | 0 | 0 | 0 | 0 | 0 |
| Delhi Township Precinct 6 - SPR | 1856 | 0 | 0.00 | | 0 | 0 | 0 | 0 | 0 | 0 | 0 | 0 | 0 | 0 | 0 | 0 |
| Delhi Township Precinct 6 - Coun | 1856 | 0 | 0.00 | | 0 | 0 | 0 | 0 | 0 | 0 | 0 | 0 | 0 | 0 | 0 | 0 |
| Delhi Township Precinct 6 - AV P | 1856 | 138 | 7.44 | | 28 | 4 | 0 | 0 | 0 | 0 | 0 | 0 | 0 | 0 | 0 | 0 |
| Delhi Township Precinct 7 - B5 | 1787 | 547 | 30.61 | | 79 | 2 | 0 | 0 | 0 | 0 | 0 | 0 | 0 | 0 | 0 | 0 |
| Delhi Township Precinct 7 - Manu | 1787 | 0 | 0.00 | | 0 | 0 | 0 | 0 | 0 | 0 | 0 | 0 | 0 | 0 | 0 | 0 |
| Delhi Township Precinct 7 - SPR | 1787 | 0 | 0.00 | | 0 | 0 | 0 | 0 | 0 | 0 | 0 | 0 | 0 | 0 | 0 | 0 |
| Delhi Township Precinct 7 - Coun | 1787 | 0 | 0.00 | | 0 | 0 | 0 | 0 | 0 | 0 | 0 | 0 | 0 | 0 | 0 | 0 |
| Delhi Township Precinct 7 - AV P | 1787 | 194 | 10.86 | | 23 | 11 | 0 | 0 | 0 | 0 | 0 | 0 | 0 | 0 | 0 | 0 |
| Delhi Township Precinct 8 - B6 | 2052 | 690 | 33.63 | | 92 | 2 | 0 | 0 | 0 | 0 | 0 | 0 | 0 | 0 | 0 | 0 |
| Delhi Township Precinct 8 - Manu | 2052 | 0 | 0.00 | | 0 | 0 | 0 | 0 | 0 | 0 | 0 | 0 | 0 | 0 | 0 | 0 |
| Delhi Township Precinct 8 - SPR | 2052 | 0 | 0.00 | | 0 | 0 | 0 | 0 | 0 | 0 | 0 | 0 | 0 | 0 | 0 | 0 |
| Delhi Township Precinct 8 - Coun | 2052 | 0 | 0.00 | | 0 | 0 | 0 | 0 | 0 | 0 | 0 | 0 | 0 | 0 | 0 | 0 |
| Delhi Township Precinct 8 - AV P | 2052 | 298 | 14.52 | | 52 | 9 | 0 | 0 | 0 | 0 | 0 | 0 | 0 | 0 | 0 | 0 |
| Delhi Township Precinct 9 - B7 | 2227 | 601 | 26.99 | | 101 | 2 | 0 | 0 | 0 | 0 | 0 | 0 | 0 | 0 | 0 | 0 |
| Delhi Township Precinct 9 - Manu | 2227 | 0 | 0.00 | | 0 | 0 | 0 | 0 | 0 | 0 | 0 | 0 | 0 | 0 | 0 | 0 |
| Delhi Township Precinct 9 - SPR | 2227 | 0 | 0.00 | | 0 | 0 | 0 | 0 | 0 | 0 | 0 | 0 | 0 | 0 | 0 | 0 |
| Delhi Township Precinct 9 - Coun | 2227 | 0 | 0.00 | | 0 | 0 | 0 | 0 | 0 | 0 | 0 | 0 | 0 | 0 | 0 | 0 |
| Delhi Township Precinct 9 - AV P | 2227 | 296 | 13.29 | | 56 | 8 | 0 | 0 | 0 | 0 | 0 | 0 | 0 | 0 | 0 | 0 |
| Ingham Township Precinct 1 - B9 | 1807 | 601 | 33.26 | | 146 | 3 | 0 | 0 | 0 | 0 | 0 | 0 | 0 | 0 | 0 | 0 |
| Ingham Township Precinct 1 - Ma | 1807 | 0 | 0.00 | | 0 | 0 | 0 | 0 | 0 | 0 | 0 | 0 | 0 | 0 | 0 | 0 |
| Ingham Township Precinct 1 - SP | 1807 | 0 | 0.00 | | 0 | 0 | 0 | 0 | 0 | 0 | 0 | 0 | 0 | 0 | 0 | 0 |
| Ingham Township Precinct 1 - Co | 1807 | 0 | 0.00 | | 0 | 0 | 0 | 0 | 0 | 0 | 0 | 0 | 0 | 0 | 0 | 0 |
| Lansing Charter Township Precin | 974 | 367 | 37.68 | | 20 | 1 | 0 | 0 | 0 | 0 | 0 | 0 | 0 | 0 | 0 | 0 |
| Lansing Charter Township Precin | 974 | 0 | 0.00 | | 0 | 0 | 0 | 0 | 0 | 0 | 0 | 0 | 0 | 0 | 0 | 0 |
| Lansing Charter Township Precin | 974 | 0 | 0.00 | | 0 | 0 | 0 | 0 | 0 | 0 | 0 | 0 | 0 | 0 | 0 | 0 |
| Lansing Charter Township Precin | 974 | 0 | 0.00 | | 0 | 0 | 0 | 0 | 0 | 0 | 0 | 0 | 0 | 0 | 0 | 0 |
| Lansing Charter Township Precin | 1167 | 5 | | | | | | | | | | | | | | |

| | REPUBLICAN PRESIDENT OF THE UNITED STATES 8TH | | | | | | | | | | | | | | | |
|----------------------------------|---|--------------|-------------|--|-----------------|-------------|---|---|---|---|---|---|---|---|---|---|
| 200003 | | | | | | | | | | | | | | | | |
| | Registration | Ballots Cast | Turnout (%) | | Donald J. Trump | Uncommitted | | | | | | | | | | |
| Locke Township Precinct 1 - 99 | 1353 | 500 | 36.95 | | 131 | 1 | 0 | 0 | 0 | 0 | 0 | 0 | 0 | 0 | 0 | 0 |
| Locke Township Precinct 1 - Man | 1353 | 0 | 0.00 | | 0 | 0 | 0 | 0 | 0 | 0 | 0 | 0 | 0 | 0 | 0 | 0 |
| Locke Township Precinct 1 - SPR | 1353 | 0 | 0.00 | | 0 | 0 | 0 | 0 | 0 | 0 | 0 | 0 | 0 | 0 | 0 | 0 |
| Locke Township Precinct 1 - Cour | 1353 | 0 | 0.00 | | 0 | 0 | 0 | 0 | 0 | 0 | 0 | 0 | 0 | 0 | 0 | 0 |
| Meridian Charter Township Precir | 1559 | 790 | 50.67 | | 64 | 7 | 0 | 0 | 0 | 0 | 0 | 0 | 0 | 0 | 0 | 0 |
| Meridian Charter Township Precir | 1559 | 0 | 0.00 | | 0 | 0 | 0 | 0 | 0 | 0 | 0 | 0 | 0 | 0 | 0 | 0 |
| Meridian Charter Township Precir | 1559 | 0 | 0.00 | | 0 | 0 | 0 | 0 | 0 | 0 | 0 | 0 | 0 | 0 | 0 | 0 |
| Meridian Charter Township Precir | 1559 | 0 | 0.00 | | 0 | 0 | 0 | 0 | 0 | 0 | 0 | 0 | 0 | 0 | 0 | 0 |
| Meridian Charter Township Precir | 1582 | 639 | 40.39 | | 71 | 2 | 0 | 0 | 0 | 0 | 0 | 0 | 0 | 0 | 0 | 0 |
| Meridian Charter Township Precir | 1582 | 0 | 0.00 | | 0 | 0 | 0 | 0 | 0 | 0 | 0 | 0 | 0 | 0 | 0 | 0 |
| Meridian Charter Township Precir | 1582 | 0 | 0.00 | | 0 | 0 | 0 | 0 | 0 | 0 | 0 | 0 | 0 | 0 | 0 | 0 |
| Meridian Charter Township Precir | 1582 | 0 | 0.00 | | 0 | 0 | 0 | 0 | 0 | 0 | 0 | 0 | 0 | 0 | 0 | 0 |
| Meridian Charter Township Precir | 1430 | 561 | 39.23 | | 54 | 5 | 0 | 0 | 0 | 0 | 0 | 0 | 0 | 0 | 0 | 0 |
| Meridian Charter Township Precir | 1430 | 0 | 0.00 | | 0 | 0 | 0 | 0 | 0 | 0 | 0 | 0 | 0 | 0 | 0 | 0 |
| Meridian Charter Township Precir | 1430 | 0 | 0.00 | | 0 | 0 | 0 | 0 | 0 | 0 | 0 | 0 | 0 | 0 | 0 | 0 |
| Meridian Charter Township Precir | 1430 | 0 | 0.00 | | 0 | 0 | 0 | 0 | 0 | 0 | 0 | 0 | 0 | 0 | 0 | 0 |
| Meridian Charter Township Precir | 2055 | 783 | 38.10 | | 102 | 9 | 0 | 0 | 0 | 0 | 0 | 0 | 0 | 0 | 0 | 0 |
| Meridian Charter Township Precir | 2055 | 0 | 0.00 | | 0 | 0 | 0 | 0 | 0 | 0 | 0 | 0 | 0 | 0 | 0 | 0 |
| Meridian Charter Township Precir | 2055 | 0 | 0.00 | | 0 | 0 | 0 | 0 | 0 | 0 | 0 | 0 | 0 | 0 | 0 | 0 |
| Meridian Charter Township Precir | 2055 | 0 | 0.00 | | 0 | 0 | 0 | 0 | 0 | 0 | 0 | 0 | 0 | 0 | 0 | 0 |
| Meridian Charter Township Precir | 1616 | 711 | 44.00 | | 88 | 6 | 0 | 0 | 0 | 0 | 0 | 0 | 0 | 0 | 0 | 0 |
| Meridian Charter Township Precir | 1616 | 0 | 0.00 | | 0 | 0 | 0 | 0 | 0 | 0 | 0 | 0 | 0 | 0 | 0 | 0 |
| Meridian Charter Township Precir | 1616 | 0 | 0.00 | | 0 | 0 | 0 | 0 | 0 | 0 | 0 | 0 | 0 | 0 | 0 | 0 |
| Meridian Charter Township Precir | 1616 | 0 | 0.00 | | 0 | 0 | 0 | 0 | 0 | 0 | 0 | 0 | 0 | 0 | 0 | 0 |
| Meridian Charter Township Precir | 1272 | 535 | 42.06 | | 70 | 4 | 0 | 0 | 0 | 0 | 0 | 0 | 0 | 0 | 0 | 0 |
| Meridian Charter Township Precir | 1272 | 0 | 0.00 | | 0 | 0 | 0 | 0 | 0 | 0 | 0 | 0 | 0 | 0 | 0 | 0 |
| Meridian Charter Township Precir | 1272 | 0 | 0.00 | | 0 | 0 | 0 | 0 | 0 | 0 | 0 | 0 | 0 | 0 | 0 | 0 |
| Meridian Charter Township Precir | 1272 | 0 | 0.00 | | 0 | 0 | 0 | 0 | 0 | 0 | 0 | 0 | 0 | 0 | 0 | 0 |
| Meridian Charter Township Precir | 1756 | 825 | 46.98 | | 97 | 1 | 0 | 0 | 0 | 0 | 0 | 0 | 0 | 0 | 0 | 0 |
| Meridian Charter Township Precir | 1756 | 0 | 0.00 | | 0 | 0 | 0 | 0 | 0 | 0 | 0 | 0 | 0 | 0 | 0 | 0 |
| Meridian Charter Township Precir | 1756 | 0 | 0.00 | | 0 | 0 | 0 | 0 | 0 | 0 | 0 | 0 | 0 | 0 | 0 | 0 |
| Meridian Charter Township Precir | 1756 | 0 | 0.00 | | 0 | 0 | 0 | 0 | 0 | 0 | 0 | 0 | 0 | 0 | 0 | 0 |
| Meridian Charter Township Precir | 2054 | 916 | 44.60 | | 74 | 5 | 0 | 0 | 0 | 0 | 0 | 0 | 0 | 0 | 0 | 0 |
| Meridian Charter Township Precir | 2054 | 0 | 0.00 | | 0 | | | | | | | | | | | |

[illegible]

[illegible]

INGHAM_MAR2016_E

| 300006 | DEMOCRATIC PRESIDENT OF THE UNITED STATES 8TH | | | | | | | | | | | | | | |
|-----------------------------------|---|--------------|-------------|--|-----------------|--------------------------|--------------------|----------------|-------------|--|--|--|--|--|--|
| | Registration | Ballots Cast | Turnout (%) | | Hillary Clinton | Roque Rocky De La Fuente | Martin J. O'Malley | Bernie Sanders | Uncommitted | | | | | | |
| City of Lansing Ward 1 Precinct 1 | 2339 | 485 | 20.74 | | 109 | 0 | 0 | 216 | 0 | | | | | | |
| City of Lansing Ward 1 Precinct 1 | 2339 | 0 | 0.00 | | 0 | 0 | 0 | 0 | 0 | | | | | | |
| City of Lansing Ward 1 Precinct 1 | 2339 | 0 | 0.00 | | 0 | 0 | 0 | 0 | 0 | | | | | | |
| City of Lansing Ward 1 Precinct 1 | 2339 | 0 | 0.00 | | 0 | 0 | 0 | 0 | 0 | | | | | | |
| City of Lansing Ward 1 Precinct 1 | 2339 | 114 | 4.87 | | 45 | 0 | 0 | 17 | 6 | | | | | | |
| City of Lansing Ward 1 Precinct 2 | 2346 | 401 | 17.09 | | 105 | 0 | 2 | 219 | 1 | | | | | | |
| City of Lansing Ward 1 Precinct 2 | 2346 | 14 | 0.60 | | 8 | 0 | 0 | 6 | 0 | | | | | | |
| City of Lansing Ward 1 Precinct 2 | 2346 | 0 | 0.00 | | 0 | 0 | 0 | 0 | 0 | | | | | | |
| City of Lansing Ward 1 Precinct 2 | 2346 | 0 | 0.00 | | 0 | 0 | 0 | 0 | 0 | | | | | | |
| City of Lansing Ward 1 Precinct 2 | 2346 | 79 | 3.37 | | 32 | 0 | 0 | 19 | 5 | | | | | | |
| City of Lansing Ward 1 Precinct 3 | 1366 | 568 | 41.58 | | 141 | 1 | 0 | 156 | 0 | | | | | | |
| City of Lansing Ward 1 Precinct 3 | 1366 | 0 | 0.00 | | 0 | 0 | 0 | 0 | 0 | | | | | | |
| City of Lansing Ward 1 Precinct 3 | 1366 | 0 | 0.00 | | 0 | 0 | 0 | 0 | 0 | | | | | | |
| City of Lansing Ward 1 Precinct 3 | 1366 | 0 | 0.00 | | 0 | 0 | 0 | 0 | 0 | | | | | | |
| City of Lansing Ward 1 Precinct 3 | 1366 | 195 | 14.28 | | 61 | 0 | 1 | 23 | 6 | | | | | | |
| City of Lansing Ward 1 Precinct 4 | 1615 | 560 | 34.67 | | 102 | 0 | 1 | 307 | 2 | | | | | | |
| City of Lansing Ward 1 Precinct 4 | 1615 | 0 | 0.00 | | 0 | 0 | 0 | 0 | 0 | | | | | | |
| City of Lansing Ward 1 Precinct 4 | 1615 | 0 | 0.00 | | 0 | 0 | 0 | 0 | 0 | | | | | | |
| City of Lansing Ward 1 Precinct 4 | 1615 | 0 | 0.00 | | 0 | 0 | 0 | 0 | 0 | | | | | | |
| City of Lansing Ward 1 Precinct 4 | 1615 | 103 | 6.38 | | 40 | 0 | 0 | 26 | 2 | | | | | | |
| City of Lansing Ward 1 Precinct 5 | 1637 | 424 | 25.90 | | 82 | 0 | 0 | 253 | 1 | | | | | | |
| City of Lansing Ward 1 Precinct 5 | 1637 | 97 | 5.93 | | 15 | 0 | 0 | 79 | 1 | | | | | | |
| City of Lansing Ward 1 Precinct 5 | 1637 | 0 | 0.00 | | 0 | 0 | 0 | 0 | 0 | | | | | | |
| City of Lansing Ward 1 Precinct 5 | 1637 | 0 | 0.00 | | 0 | 0 | 0 | 0 | 0 | | | | | | |
| City of Lansing Ward 1 Precinct 5 | 1637 | 73 | 4.46 | | 27 | 0 | 0 | 24 | 2 | | | | | | |
| City of Lansing Ward 1 Precinct 6 | 2082 | 328 | 15.75 | | 78 | 0 | 0 | 157 | 1 | | | | | | |
| City of Lansing Ward 1 Precinct 6 | 2082 | 0 | 0.00 | | 0 | 0 | 0 | 0 | 0 | | | | | | |
| City of Lansing Ward 1 Precinct 6 | 2082 | 0 | 0.00 | | 0 | 0 | 0 | 0 | 0 | | | | | | |
| City of Lansing Ward 1 Precinct 6 | 2082 | 0 | 0.00 | | 0 | 0 | 0 | 0 | 0 | | | | | | |
| City of Lansing Ward 1 Precinct 6 | 2082 | 90 | 4.32 | | 54 | 0 | 0 | 13 | 0 | | | | | | |
| City of Lansing Ward 1 Precinct 7 | 2022 | 476 | 23.54 | | 114 | 0 | 0 | 271 | 3 | | | | | | |
| City of Lansing Ward 1 Precinct 7 | 2022 | 61 | 3.02 | | 21 | 0 | 0 | 40 | 0 | | | | | | |
| City of Lansing Ward 1 Precinct 7 | 2022 | 0 | 0.00 | | 0 | 0 | 0 | 0 | 0 | | | | | | |
| City of Lansing Ward 1 Precinct 7 | 2022 | 0 | 0.00 | | 0 | 0 | 0 | 0 | 0 | | | | | | |
| City of Lansing Ward 1 Precinct 7 | 2022 | 69 | 3.41 | | 24 | 1 | 0 | 20 | 4 | | | | | | |
| City of Lansing Ward 1 Precinct 8 | 2083 | 463 | 22.23 | | 116 | 0 | 0 | 252 | 1 | | | | | | |
| City of Lansing Ward 1 Precinct 8 | 2083 | 18 | 0.86 | | 10 | 0 | 0 | 8 | 0 | | | | | | |
| City of Lansing Ward 1 Precinct 8 | 2083 | 0 | 0.00 | | 0 | 0 | 0 | 0 | 0 | | | | | | |
| City of Lansing Ward 1 Precinct 8 | 2083 | 0 | 0.00 | | 0 | 0 | 0 | 0 | 0 | | | | | | |
| City of Lansing Ward 1 Precinct 8 | 2083 | 90 | 4.32 | | 37 | 0 | 1 | 22 | 6 | | | | | | |
| City of Lansing Ward 1 Precinct 9 | 2150 | 381 | 17.72 | | 110 | 0 | 0 | 180 | 2 | | | | | | |
| City of Lansing Ward 1 Precinct 9 | 2150 | 0 | 0.00 | | 0 | 0 | 0 | 0 | 0 | | | | | | |
| City of Lansing Ward 1 Precinct 9 | 2150 | 0 | 0.00 | | 0 | 0 | 0 | 0 | 0 | | | | | | |
| City of Lansing Ward 1 Precinct 9 | 2150 | 0 | 0.00 | | 0 | 0 | 0 | 0 | 0 | | | | | | |
| City of Lansing Ward 1 Precinct 9 | 2150 | 79 | 3.67 | | 40 | 0 | 0 | 11 | 5 | | | | | | |
| City of Lansing Ward 1 Precinct 1 | 777 | 236 | 30.37 | | 65 | 0 | 0 | 126 | 0 | | | | | | |
| City of Lansing Ward 1 Precinct 1 | 777 | 0 | 0.00 | | 0 | 0 | 0 | 0 | 0 | | | | | | |
| City of Lansing Ward 1 Precinct 1 | 777 | 0 | 0.00 | | 0 | 0 | 0 | 0 | 0 | | | | | | |
| City of Lansing Ward 1 Precinct 1 | 777 | 0 | 0.00 | | 0 | 0 | 0 | 0 | 0 | | | | | | |
| City of Lansing Ward 1 Precinct 1 | 777 | 43 | 5.53 | | 11 | 0 | 0 | 16 | 3 | | | | | | |
| City of Lansing Ward 1 Precinct 4 | 1415 | 425 | 30.04 | | 80 | 0 | 0 | 219 | 2 | | | | | | |
| City of Lansing Ward 1 Precinct 4 | 1415 | 1 | 0.07 | | 0 | 0 | 0 | 1 | 0 | | | | | | |
| City of Lansing Ward 1 Precinct 4 | 1415 | 0 | 0.00 | | 0 | 0 | 0 | 0 | 0 | | | | | | |
| City of Lansing Ward 1 Precinct 4 | 1415 | 0 | 0.00 | | 0 | 0 | 0 | 0 | 0 | | | | | | |
| City of Lansing Ward 1 Precinct 4 | 1415 | 131 | 9.26 | | 59 | 0 | 0 | 24 | 2 | | | | | | |
| City of Lansing Ward 2 Precinct 1 | 1969 | 459 | 23.31 | | 132 | 0 | 0 | 195 | 3 | | | | | | |
| City of Lansing Ward 2 Precinct 1 | 1969 | 0 | 0.00 | | 0 | 0 | 0 | 0 | 0 | | | | | | |
| City of Lansing Ward 2 Precinct 1 | 1969 | 0 | 0.00 | | 0 | 0 | 0 | 0 | 0 | | | | | | |
| City of Lansing Ward 2 Precinct 1 | 1969 | 0 | 0.00 | | 0 | 0 | 0 | 0 | 0 | | | | | | |
| City of Lansing Ward 2 Precinct 1 | 1969 | 125 | 6.35 | | 44 | 1 | 1 | 18 | 2 | | | | | | |
| City of Lansing Ward 2 Precinct 1 | 1986 | 596 | 30.01 | | 112 | 0 | 0 | 296 | 0 | | | | | | |

March 8, 2016

INGHAM_MAR2016_E

| 300006 | DEMOCRATIC PRESIDENT OF THE UNITED STATES 8TH | | | | | | | | | | | | | | |
|-----------------------------------|---|--------------|-------------|--|-----------------|--------------------------|--------------------|----------------|-------------|--|--|--|--|--|--|
| | Registration | Ballots Cast | Turnout (%) | | Hillary Clinton | Roque Rocky De La Fuente | Martin J. O'Malley | Bernie Sanders | Uncommitted | | | | | | |
| City of Lansing Ward 2 Precinct 1 | 1986 | 0 | 0.00 | | 0 | 0 | 0 | 0 | 0 | | | | | | |
| City of Lansing Ward 2 Precinct 1 | 1986 | 0 | 0.00 | | 0 | 0 | 0 | 0 | 0 | | | | | | |
| City of Lansing Ward 2 Precinct 1 | 1986 | 0 | 0.00 | | 0 | 0 | 0 | 0 | 0 | | | | | | |
| City of Lansing Ward 2 Precinct 1 | 1986 | 128 | 6.45 | | 46 | 0 | 0 | 28 | 8 | | | | | | |
| City of Lansing Ward 2 Precinct 1 | 1892 | 384 | 20.30 | | 113 | 2 | 0 | 142 | 0 | | | | | | |
| City of Lansing Ward 2 Precinct 1 | 1892 | 0 | 0.00 | | 0 | 0 | 0 | 0 | 0 | | | | | | |
| City of Lansing Ward 2 Precinct 1 | 1892 | 0 | 0.00 | | 0 | 0 | 0 | 0 | 0 | | | | | | |
| City of Lansing Ward 2 Precinct 1 | 1892 | 0 | 0.00 | | 0 | 0 | 0 | 0 | 0 | | | | | | |
| City of Lansing Ward 2 Precinct 1 | 1892 | 138 | 7.29 | | 66 | 0 | 0 | 17 | 8 | | | | | | |
| City of Lansing Ward 2 Precinct 1 | 1851 | 443 | 23.93 | | 134 | 0 | 0 | 150 | 1 | | | | | | |
| City of Lansing Ward 2 Precinct 1 | 1851 | 0 | 0.00 | | 0 | 0 | 0 | 0 | 0 | | | | | | |
| City of Lansing Ward 2 Precinct 1 | 1851 | 0 | 0.00 | | 0 | 0 | 0 | 0 | 0 | | | | | | |
| City of Lansing Ward 2 Precinct 1 | 1851 | 0 | 0.00 | | 0 | 0 | 0 | 0 | 0 | | | | | | |
| City of Lansing Ward 2 Precinct 1 | 1851 | 200 | 10.80 | | 80 | 0 | 0 | 27 | 8 | | | | | | |
| City of Lansing Ward 2 Precinct 1 | 1334 | 502 | 37.63 | | 122 | 0 | 0 | 224 | 1 | | | | | | |
| City of Lansing Ward 2 Precinct 1 | 1334 | 1 | 0.07 | | 1 | 0 | 0 | 0 | 0 | | | | | | |
| City of Lansing Ward 2 Precinct 1 | 1334 | 0 | 0.00 | | 0 | 0 | 0 | 0 | 0 | | | | | | |
| City of Lansing Ward 2 Precinct 1 | 1334 | 0 | 0.00 | | 0 | 0 | 0 | 0 | 0 | | | | | | |
| City of Lansing Ward 2 Precinct 1 | 1334 | 130 | 9.75 | | 42 | 0 | 1 | 29 | 3 | | | | | | |
| City of Lansing Ward 2 Precinct 1 | 2055 | 462 | 22.48 | | 79 | 0 | 0 | 249 | 1 | | | | | | |
| City of Lansing Ward 2 Precinct 1 | 2055 | 65 | 3.16 | | 21 | 0 | 0 | 43 | 0 | | | | | | |
| City of Lansing Ward 2 Precinct 1 | 2055 | 0 | 0.00 | | 0 | 0 | 0 | 0 | 0 | | | | | | |
| City of Lansing Ward 2 Precinct 1 | 2055 | 0 | 0.00 | | 0 | 0 | 0 | 0 | 0 | | | | | | |
| City of Lansing Ward 2 Precinct 1 | 2055 | 62 | 3.02 | | 25 | 0 | 0 | 13 | 3 | | | | | | |
| City of Lansing Ward 2 Precinct 1 | 1527 | 424 | 27.77 | | 96 | 0 | 2 | 175 | 0 | | | | | | |
| City of Lansing Ward 2 Precinct 1 | 1527 | 0 | 0.00 | | 0 | 0 | 0 | 0 | 0 | | | | | | |
| City of Lansing Ward 2 Precinct 1 | 1527 | 0 | 0.00 | | 0 | 0 | 0 | 0 | 0 | | | | | | |
| City of Lansing Ward 2 Precinct 1 | 1527 | 0 | 0.00 | | 0 | 0 | 0 | 0 | 0 | | | | | | |
| City of Lansing Ward 2 Precinct 1 | 1527 | 106 | 6.94 | | 40 | 1 | 0 | 23 | 1 | | | | | | |
| City of Lansing Ward 2 Precinct 1 | 1264 | 194 | 15.35 | | 64 | 0 | 0 | 81 | 0 | | | | | | |
| City of Lansing Ward 2 Precinct 1 | 1264 | 0 | 0.00 | | 0 | 0 | 0 | 0 | 0 | | | | | | |
| City of Lansing Ward 2 Precinct 1 | 1264 | 0 | 0.00 | | 0 | 0 | 0 | 0 | 0 | | | | | | |
| City of Lansing Ward 2 Precinct 1 | 1264 | 0 | 0.00 | | 0 | 0 | 0 | 0 | 0 | | | | | | |
| City of Lansing Ward 2 Precinct 1 | 1264 | 40 | 3.16 | | 21 | 0 | 0 | 4 | 2 | | | | | | |
| City of Lansing Ward 2 Precinct 1 | 2224 | 450 | 20.23 | | 121 | 1 | 0 | 168 | 2 | | | | | | |
| City of Lansing Ward 2 Precinct 1 | 2224 | 0 | 0.00 | | 0 | 0 | 0 | 0 | 0 | | | | | | |
| City of Lansing Ward 2 Precinct 1 | 2224 | 0 | 0.00 | | 0 | 0 | 0 | 0 | 0 | | | | | | |
| City of Lansing Ward 2 Precinct 1 | 2224 | 0 | 0.00 | | 0 | 0 | 0 | 0 | 0 | | | | | | |
| City of Lansing Ward 2 Precinct 1 | 2224 | 149 | 6.70 | | 54 | 0 | 1 | 29 | 7 | | | | | | |
| City of Lansing Ward 2 Precinct 2 | 2031 | 431 | 21.22 | | 92 | 0 | 0 | 197 | 2 | | | | | | |
| City of Lansing Ward 2 Precinct 2 | 2031 | 0 | 0.00 | | 0 | 0 | 0 | 0 | 0 | | | | | | |
| City of Lansing Ward 2 Precinct 2 | 2031 | 0 | 0.00 | | 0 | 0 | 0 | 0 | 0 | | | | | | |
| City of Lansing Ward 2 Precinct 2 | 2031 | 0 | 0.00 | | 0 | 0 | 0 | 0 | 0 | | | | | | |
| City of Lansing Ward 2 Precinct 2 | 2031 | 102 | 5.02 | | 51 | 0 | 0 | 16 | 5 | | | | | | |
| City of Lansing Ward 2 Precinct 2 | 1906 | 560 | 29.38 | | 146 | 0 | 1 | 248 | 0 | | | | | | |
| City of Lansing Ward 2 Precinct 2 | 1906 | 0 | 0.00 | | 0 | 0 | 0 | 0 | 0 | | | | | | |
| City of Lansing Ward 2 Precinct 2 | 1906 | 0 | 0.00 | | 0 | 0 | 0 | 0 | 0 | | | | | | |
| City of Lansing Ward 2 Precinct 2 | 1906 | 0 | 0.00 | | 0 | 0 | 0 | 0 | 0 | | | | | | |
| City of Lansing Ward 2 Precinct 2 | 1906 | 137 | 7.19 | | 72 | 0 | 0 | 16 | 3 | | | | | | |
| City of Lansing Ward 3 Precinct 2 | 1803 | 363 | 20.13 | | 104 | 0 | 1 | 147 | 2 | | | | | | |
| City of Lansing Ward 3 Precinct 2 | 1803 | 0 | 0.00 | | 0 | 0 | 0 | 0 | 0 | | | | | | |
| City of Lansing Ward 3 Precinct 2 | 1803 | 0 | 0.00 | | 0 | 0 | 0 | 0 | 0 | | | | | | |
| City of Lansing Ward 3 Precinct 2 | 1803 | 0 | 0.00 | | 0 | 0 | 0 | 0 | 0 | | | | | | |
| City of Lansing Ward 3 Precinct 2 | 1803 | 138 | 7.65 | | 46 | 0 | 1 | 27 | 8 | | | | | | |
| City of Lansing Ward 3 Precinct 2 | 1958 | 355 | 18.13 | | 113 | 0 | 1 | 169 | 1 | | | | | | |
| City of Lansing Ward 3 Precinct 2 | 1958 | 0 | 0.00 | | 0 | 0 | 0 | 0 | 0 | | | | | | |
| City of Lansing Ward 3 Precinct 2 | 1958 | 0 | 0.00 | | 0 | 0 | 0 | 0 | 0 | | | | | | |
| City of Lansing Ward 3 Precinct 2 | 1958 | 0 | 0.00 | | 0 | 0 | 0 | 0 | 0 | | | | | | |
| City of Lansing Ward 3 Precinct 2 | 1958 | 95 | 4.85 | | 42 | 0 | 0 | 20 | 5 | | | | | | |
| City of Lansing Ward 3 Precinct 2 | 2083 | 411 | 19.73 | | 150 | 0 | 1 | 180 | 2 | | | | | | |
| City of Lansing Ward 3 Precinct 2 | 2083 | 1 | 0.05 | | 1 | 0 | 0 | 0 | 0 | | | | | | |

March 8, 2016

INGHAM_MAR2016_E

| 300006 | DEMOCRATIC PRESIDENT OF THE UNITED STATES 8TH | | | | | | | | | | | | | | |
|-----------------------------------|---|--------------|-------------|--|-----------------|---------------------------|--------------------|----------------|-------------|--|--|--|--|--|--|
| | Registration | Ballots Cast | Turnout (%) | | Hillary Clinton | Raquel Rocky De La Fuente | Martin J. O'Malley | Bernie Sanders | Uncommitted | | | | | | |
| City of Lansing Ward 3 Precinct 2 | 2083 | 0 | 0.00 | | 0 | 0 | 0 | 0 | 0 | | | | | | |
| City of Lansing Ward 3 Precinct 2 | 2083 | 0 | 0.00 | | 0 | 0 | 0 | 0 | 0 | | | | | | |
| City of Lansing Ward 3 Precinct 2 | 2083 | 106 | 5.09 | | 49 | 0 | 0 | 13 | 4 | | | | | | |
| City of Lansing Ward 3 Precinct 2 | 2166 | 323 | 14.91 | | 118 | 0 | 0 | 127 | 3 | | | | | | |
| City of Lansing Ward 3 Precinct 2 | 2166 | 0 | 0.00 | | 0 | 0 | 0 | 0 | 0 | | | | | | |
| City of Lansing Ward 3 Precinct 2 | 2166 | 0 | 0.00 | | 0 | 0 | 0 | 0 | 0 | | | | | | |
| City of Lansing Ward 3 Precinct 2 | 2166 | 0 | 0.00 | | 0 | 0 | 0 | 0 | 0 | | | | | | |
| City of Lansing Ward 3 Precinct 2 | 2166 | 98 | 4.52 | | 40 | 0 | 1 | 10 | 6 | | | | | | |
| City of Lansing Ward 3 Precinct 2 | 1981 | 391 | 19.74 | | 114 | 0 | 0 | 168 | 1 | | | | | | |
| City of Lansing Ward 3 Precinct 2 | 1981 | 0 | 0.00 | | 0 | 0 | 0 | 0 | 0 | | | | | | |
| City of Lansing Ward 3 Precinct 2 | 1981 | 0 | 0.00 | | 0 | 0 | 0 | 0 | 0 | | | | | | |
| City of Lansing Ward 3 Precinct 2 | 1981 | 0 | 0.00 | | 0 | 0 | 0 | 0 | 0 | | | | | | |
| City of Lansing Ward 3 Precinct 2 | 1981 | 183 | 9.24 | | 71 | 1 | 3 | 24 | 14 | | | | | | |
| City of Lansing Ward 3 Precinct 2 | 2271 | 421 | 18.54 | | 194 | 1 | 0 | 166 | 5 | | | | | | |
| City of Lansing Ward 3 Precinct 2 | 2271 | 51 | 2.25 | | 28 | 0 | 0 | 22 | 1 | | | | | | |
| City of Lansing Ward 3 Precinct 2 | 2271 | 0 | 0.00 | | 0 | 0 | 0 | 0 | 0 | | | | | | |
| City of Lansing Ward 3 Precinct 2 | 2271 | 0 | 0.00 | | 0 | 0 | 0 | 0 | 0 | | | | | | |
| City of Lansing Ward 3 Precinct 2 | 2271 | 180 | 7.93 | | 100 | 0 | 0 | 26 | 8 | | | | | | |
| City of Lansing Ward 3 Precinct 3 | 2387 | 568 | 23.80 | | 227 | 1 | 0 | 209 | 1 | | | | | | |
| City of Lansing Ward 3 Precinct 3 | 2387 | 0 | 0.00 | | 0 | 0 | 0 | 0 | 0 | | | | | | |
| City of Lansing Ward 3 Precinct 3 | 2387 | 0 | 0.00 | | 0 | 0 | 0 | 0 | 0 | | | | | | |
| City of Lansing Ward 3 Precinct 3 | 2387 | 0 | 0.00 | | 0 | 0 | 0 | 0 | 0 | | | | | | |
| City of Lansing Ward 3 Precinct 3 | 2387 | 193 | 8.09 | | 106 | 0 | 0 | 33 | 7 | | | | | | |
| City of Lansing Ward 3 Precinct 3 | 1888 | 561 | 29.71 | | 205 | 2 | 0 | 205 | 1 | | | | | | |
| City of Lansing Ward 3 Precinct 3 | 1888 | 0 | 0.00 | | 0 | 0 | 0 | 0 | 0 | | | | | | |
| City of Lansing Ward 3 Precinct 3 | 1888 | 0 | 0.00 | | 0 | 0 | 0 | 0 | 0 | | | | | | |
| City of Lansing Ward 3 Precinct 3 | 1888 | 0 | 0.00 | | 0 | 0 | 0 | 0 | 0 | | | | | | |
| City of Lansing Ward 3 Precinct 3 | 1888 | 249 | 13.19 | | 112 | 0 | 0 | 32 | 7 | | | | | | |
| City of Lansing Ward 4 Precinct 3 | 1429 | 541 | 37.86 | | 151 | 0 | 1 | 206 | 1 | | | | | | |
| City of Lansing Ward 4 Precinct 3 | 1429 | 0 | 0.00 | | 0 | 0 | 0 | 0 | 0 | | | | | | |
| City of Lansing Ward 4 Precinct 3 | 1429 | 0 | 0.00 | | 0 | 0 | 0 | 0 | 0 | | | | | | |
| City of Lansing Ward 4 Precinct 3 | 1429 | 0 | 0.00 | | 0 | 0 | 0 | 0 | 0 | | | | | | |
| City of Lansing Ward 4 Precinct 3 | 1429 | 121 | 8.47 | | 43 | 1 | 1 | 12 | 10 | | | | | | |
| City of Lansing Ward 4 Precinct 3 | 1331 | 492 | 36.96 | | 142 | 0 | 1 | 178 | 0 | | | | | | |
| City of Lansing Ward 4 Precinct 3 | 1331 | 0 | 0.00 | | 0 | 0 | 0 | 0 | 0 | | | | | | |
| City of Lansing Ward 4 Precinct 3 | 1331 | 0 | 0.00 | | 0 | 0 | 0 | 0 | 0 | | | | | | |
| City of Lansing Ward 4 Precinct 3 | 1331 | 0 | 0.00 | | 0 | 0 | 0 | 0 | 0 | | | | | | |
| City of Lansing Ward 4 Precinct 3 | 1331 | 125 | 9.39 | | 51 | 0 | 0 | 19 | 2 | | | | | | |
| City of Lansing Ward 4 Precinct 3 | 1095 | 304 | 27.76 | | 76 | 0 | 1 | 132 | 0 | | | | | | |
| City of Lansing Ward 4 Precinct 3 | 1095 | 0 | 0.00 | | 0 | 0 | 0 | 0 | 0 | | | | | | |
| City of Lansing Ward 4 Precinct 3 | 1095 | 0 | 0.00 | | 0 | 0 | 0 | 0 | 0 | | | | | | |
| City of Lansing Ward 4 Precinct 3 | 1095 | 0 | 0.00 | | 0 | 0 | 0 | 0 | 0 | | | | | | |
| City of Lansing Ward 4 Precinct 3 | 1095 | 61 | 5.57 | | 23 | 0 | 0 | 12 | 1 | | | | | | |
| City of Lansing Ward 4 Precinct 3 | 2222 | 417 | 18.77 | | 129 | 0 | 0 | 217 | 0 | | | | | | |
| City of Lansing Ward 4 Precinct 3 | 2222 | 34 | 1.53 | | 11 | 0 | 0 | 23 | 0 | | | | | | |
| City of Lansing Ward 4 Precinct 3 | 2222 | 0 | 0.00 | | 0 | 0 | 0 | 0 | 0 | | | | | | |
| City of Lansing Ward 4 Precinct 3 | 2222 | 0 | 0.00 | | 0 | 0 | 0 | 0 | 0 | | | | | | |
| City of Lansing Ward 4 Precinct 3 | 2222 | 95 | 4.28 | | 44 | 0 | 0 | 30 | 2 | | | | | | |
| City of Lansing Ward 4 Precinct 3 | 1440 | 366 | 25.42 | | 179 | 1 | 0 | 146 | 0 | | | | | | |
| City of Lansing Ward 4 Precinct 3 | 1440 | 36 | 2.50 | | 17 | 0 | 0 | 19 | 0 | | | | | | |
| City of Lansing Ward 4 Precinct 3 | 1440 | 0 | 0.00 | | 0 | 0 | 0 | 0 | 0 | | | | | | |
| City of Lansing Ward 4 Precinct 3 | 1440 | 0 | 0.00 | | 0 | 0 | 0 | 0 | 0 | | | | | | |
| City of Lansing Ward 4 Precinct 3 | 1440 | 141 | 9.79 | | 103 | 0 | 0 | 26 | 5 | | | | | | |
| City of Lansing Ward 4 Precinct 3 | 1394 | 494 | 35.44 | | 178 | 0 | 0 | 224 | 0 | | | | | | |
| City of Lansing Ward 4 Precinct 3 | 1394 | 10 | 0.72 | | 5 | 0 | 0 | 5 | 0 | | | | | | |
| City of Lansing Ward 4 Precinct 3 | 1394 | 0 | 0.00 | | 0 | 0 | 0 | 0 | 0 | | | | | | |
| City of Lansing Ward 4 Precinct 3 | 1394 | 0 | 0.00 | | 0 | 0 | 0 | 0 | 0 | | | | | | |
| City of Lansing Ward 4 Precinct 3 | 1394 | 130 | 9.33 | | 81 | 0 | 0 | 26 | 3 | | | | | | |
| City of Lansing Ward 4 Precinct 3 | 2120 | 364 | 17.17 | | 127 | 1 | 0 | 163 | 2 | | | | | | |
| City of Lansing Ward 4 Precinct 3 | 2120 | 57 | 2.69 | | 23 | 0 | 0 | 33 | 0 | | | | | | |
| City of Lansing Ward 4 Precinct 3 | 2120 | 0 | 0.00 | | 0 | 0 | 0 | 0 | 0 | | | | | | |

| 300006 | DEMOCRATIC PRESIDENT OF THE UNITED STATES 8TH | | | | | | | | | | | | | | |
|-------------------------------------|---|--------------|-------------|--|-----------------|--------------------------|--------------------|----------------|-------------|--|--|--|--|--|--|
| | Registration | Ballots Cast | Turnout (%) | | Hillary Clinton | Roque Rocky De La Fuente | Martin J. O'Malley | Bernie Sanders | Uncommitted | | | | | | |
| City of Lansing Ward 4 Precinct 3 | 2120 | 0 | 0.00 | | 0 | 0 | 0 | 0 | 0 | | | | | | |
| City of Lansing Ward 4 Precinct 3 | 2120 | 96 | 4.53 | | 52 | 0 | 0 | 18 | 4 | | | | | | |
| City of Lansing Ward 4 Precinct 3 | 1847 | 481 | 26.04 | | 93 | 0 | 0 | 286 | 1 | | | | | | |
| City of Lansing Ward 4 Precinct 3 | 1847 | 23 | 1.25 | | 13 | 0 | 0 | 10 | 0 | | | | | | |
| City of Lansing Ward 4 Precinct 3 | 1847 | 0 | 0.00 | | 0 | 0 | 0 | 0 | 0 | | | | | | |
| City of Lansing Ward 4 Precinct 3 | 1847 | 0 | 0.00 | | 0 | 0 | 0 | 0 | 0 | | | | | | |
| City of Lansing Ward 4 Precinct 3 | 1847 | 66 | 3.57 | | 32 | 1 | 0 | 15 | 1 | | | | | | |
| City of Lansing Ward 4 Precinct 4 | 1832 | 308 | 16.81 | | 98 | 1 | 0 | 144 | 5 | | | | | | |
| City of Lansing Ward 4 Precinct 4 | 1832 | 32 | 1.75 | | 8 | 0 | 1 | 23 | 0 | | | | | | |
| City of Lansing Ward 4 Precinct 4 | 1832 | 0 | 0.00 | | 0 | 0 | 0 | 0 | 0 | | | | | | |
| City of Lansing Ward 4 Precinct 4 | 1832 | 0 | 0.00 | | 0 | 0 | 0 | 0 | 0 | | | | | | |
| City of Lansing Ward 4 Precinct 4 | 1832 | 53 | 2.89 | | 25 | 0 | 0 | 4 | 3 | | | | | | |
| City of Lansing Ward 4 Precinct 4 | 1767 | 669 | 37.86 | | 177 | 0 | 1 | 232 | 1 | | | | | | |
| City of Lansing Ward 4 Precinct 4 | 1767 | 0 | 0.00 | | 0 | 0 | 0 | 0 | 0 | | | | | | |
| City of Lansing Ward 4 Precinct 4 | 1767 | 0 | 0.00 | | 0 | 0 | 0 | 0 | 0 | | | | | | |
| City of Lansing Ward 4 Precinct 4 | 1767 | 0 | 0.00 | | 0 | 0 | 0 | 0 | 0 | | | | | | |
| City of Lansing Ward 4 Precinct 4 | 1767 | 212 | 12.00 | | 83 | 0 | 0 | 31 | 5 | | | | | | |
| City of Lansing Ward 4 Precinct 4 | 1640 | 415 | 25.30 | | 79 | 0 | 0 | 201 | 0 | | | | | | |
| City of Lansing Ward 4 Precinct 4 | 1640 | 0 | 0.00 | | 0 | 0 | 0 | 0 | 0 | | | | | | |
| City of Lansing Ward 4 Precinct 4 | 1640 | 0 | 0.00 | | 0 | 0 | 0 | 0 | 0 | | | | | | |
| City of Lansing Ward 4 Precinct 4 | 1640 | 0 | 0.00 | | 0 | 0 | 0 | 0 | 0 | | | | | | |
| City of Lansing Ward 4 Precinct 4 | 1640 | 89 | 5.43 | | 42 | 0 | 0 | 11 | 2 | | | | | | |
| City of Lansing Ward 4 Precinct 4 | 1519 | 381 | 25.08 | | 99 | 0 | 0 | 166 | 0 | | | | | | |
| City of Lansing Ward 4 Precinct 4 | 1519 | 0 | 0.00 | | 0 | 0 | 0 | 0 | 0 | | | | | | |
| City of Lansing Ward 4 Precinct 4 | 1519 | 0 | 0.00 | | 0 | 0 | 0 | 0 | 0 | | | | | | |
| City of Lansing Ward 4 Precinct 4 | 1519 | 0 | 0.00 | | 0 | 0 | 0 | 0 | 0 | | | | | | |
| City of Lansing Ward 4 Precinct 4 | 1519 | 63 | 4.15 | | 22 | 0 | 1 | 15 | 2 | | | | | | |
| City of Lansing Ward 4 Precinct 4 | 1247 | 415 | 33.28 | | 102 | 0 | 1 | 217 | 1 | | | | | | |
| City of Lansing Ward 4 Precinct 4 | 1247 | 0 | 0.00 | | 0 | 0 | 0 | 0 | 0 | | | | | | |
| City of Lansing Ward 4 Precinct 4 | 1247 | 0 | 0.00 | | 0 | 0 | 0 | 0 | 0 | | | | | | |
| City of Lansing Ward 4 Precinct 4 | 1247 | 0 | 0.00 | | 0 | 0 | 0 | 0 | 0 | | | | | | |
| City of Lansing Ward 4 Precinct 4 | 1247 | 112 | 8.98 | | 51 | 1 | 0 | 22 | 3 | | | | | | |
| City of East Lansing Precinct 1 - A | 520 | 43 | 8.27 | | 2 | 0 | 0 | 32 | 0 | | | | | | |
| City of East Lansing Precinct 1 - M | 520 | 0 | 0.00 | | 0 | 0 | 0 | 0 | 0 | | | | | | |
| City of East Lansing Precinct 1 - S | 520 | 0 | 0.00 | | 0 | 0 | 0 | 0 | 0 | | | | | | |
| City of East Lansing Precinct 1 - C | 520 | 0 | 0.00 | | 0 | 0 | 0 | 0 | 0 | | | | | | |
| City of East Lansing Precinct 1 - A | 520 | 43 | 8.27 | | 3 | 0 | 0 | 35 | 0 | | | | | | |
| City of East Lansing Precinct 2 - S | 1367 | 397 | 29.04 | | 133 | 0 | 0 | 184 | 0 | | | | | | |
| City of East Lansing Precinct 2 - M | 1367 | 0 | 0.00 | | 0 | 0 | 0 | 0 | 0 | | | | | | |
| City of East Lansing Precinct 2 - S | 1367 | 0 | 0.00 | | 0 | 0 | 0 | 0 | 0 | | | | | | |
| City of East Lansing Precinct 2 - C | 1367 | 0 | 0.00 | | 0 | 0 | 0 | 0 | 0 | | | | | | |
| City of East Lansing Precinct 2 - A | 1367 | 96 | 7.02 | | 30 | 0 | 0 | 45 | 2 | | | | | | |
| City of East Lansing Precinct 3 - S | 1860 | 701 | 37.69 | | 243 | 0 | 0 | 261 | 1 | | | | | | |
| City of East Lansing Precinct 3 - M | 1860 | 0 | 0.00 | | 0 | 0 | 0 | 0 | 0 | | | | | | |
| City of East Lansing Precinct 3 - S | 1860 | 0 | 0.00 | | 0 | 0 | 0 | 0 | 0 | | | | | | |
| City of East Lansing Precinct 3 - C | 1860 | 0 | 0.00 | | 0 | 0 | 0 | 0 | 0 | | | | | | |
| City of East Lansing Precinct 3 - A | 1860 | 181 | 9.73 | | 98 | 0 | 0 | 43 | 1 | | | | | | |
| City of East Lansing Precinct 4 - S | 1899 | 683 | 35.97 | | 217 | 0 | 1 | 292 | 2 | | | | | | |
| City of East Lansing Precinct 4 - M | 1899 | 0 | 0.00 | | 0 | 0 | 0 | 0 | 0 | | | | | | |
| City of East Lansing Precinct 4 - S | 1899 | 0 | 0.00 | | 0 | 0 | 0 | 0 | 0 | | | | | | |
| City of East Lansing Precinct 4 - C | 1899 | 0 | 0.00 | | 0 | 0 | 0 | 0 | 0 | | | | | | |
| City of East Lansing Precinct 4 - A | 1899 | 140 | 7.37 | | 74 | 0 | 0 | 25 | 2 | | | | | | |
| City of East Lansing Precinct 5 - S | 2129 | 662 | 31.09 | | 170 | 0 | 0 | 289 | 1 | | | | | | |
| City of East Lansing Precinct 5 - M | 2129 | 0 | 0.00 | | 0 | 0 | 0 | 0 | 0 | | | | | | |
| City of East Lansing Precinct 5 - S | 2129 | 0 | 0.00 | | 0 | 0 | 0 | 0 | 0 | | | | | | |
| City of East Lansing Precinct 5 - C | 2129 | 0 | 0.00 | | 0 | 0 | 0 | 0 | 0 | | | | | | |
| City of East Lansing Precinct 5 - A | 2129 | 216 | 10.15 | | 95 | 0 | 1 | 42 | 2 | | | | | | |
| City of East Lansing Precinct 6 - S | 932 | 326 | 34.98 | | 87 | 0 | 0 | 154 | 0 | | | | | | |
| City of East Lansing Precinct 6 - M | 932 | 0 | 0.00 | | 0 | 0 | 0 | 0 | 0 | | | | | | |
| City of East Lansing Precinct 6 - S | 932 | 0 | 0.00 | | 0 | 0 | 0 | 0 | 0 | | | | | | |
| City of East Lansing Precinct 6 - C | 932 | 0 | 0.00 | | 0 | 0 | 0 | 0 | 0 | | | | | | |

March 8, 2016

INGHAM_MAR2016_E

| 300006 | DEMOCRATIC PRESIDENT OF THE UNITED STATES 8TH | | | | | | | | | | | | | | |
|-------------------------------------|---|--------------|-------------|--|-----------------|--------------------------|--------------------|----------------|-------------|--|--|--|--|--|--|
| | Registration | Ballots Cast | Turnout (%) | | Hillary Clinton | Roque Rocky De La Fuente | Martin J. O'Malley | Bernie Sanders | Uncommitted | | | | | | |
| City of East Lansing Precinct 6 - A | 932 | 68 | 7.30 | | 31 | 0 | 0 | 18 | 0 | | | | | | |
| City of East Lansing Precinct 7 - S | 1552 | 517 | 33.31 | | 131 | 0 | 0 | 159 | 0 | | | | | | |
| City of East Lansing Precinct 7 - N | 1552 | 0 | 0.00 | | 0 | 0 | 0 | 0 | 0 | | | | | | |
| City of East Lansing Precinct 7 - S | 1552 | 0 | 0.00 | | 0 | 0 | 0 | 0 | 0 | | | | | | |
| City of East Lansing Precinct 7 - C | 1552 | 0 | 0.00 | | 0 | 0 | 0 | 0 | 0 | | | | | | |
| City of East Lansing Precinct 7 - A | 1552 | 192 | 12.37 | | 70 | 0 | 0 | 36 | 2 | | | | | | |
| City of East Lansing Precinct 8 - S | 974 | 314 | 32.24 | | 90 | 0 | 0 | 144 | 0 | | | | | | |
| City of East Lansing Precinct 8 - M | 974 | 0 | 0.00 | | 0 | 0 | 0 | 0 | 0 | | | | | | |
| City of East Lansing Precinct 8 - S | 974 | 0 | 0.00 | | 0 | 0 | 0 | 0 | 0 | | | | | | |
| City of East Lansing Precinct 8 - C | 974 | 0 | 0.00 | | 0 | 0 | 0 | 0 | 0 | | | | | | |
| City of East Lansing Precinct 8 - A | 974 | 80 | 8.21 | | 28 | 0 | 0 | 21 | 2 | | | | | | |
| City of East Lansing Precinct 9 - S | 1627 | 397 | 24.40 | | 142 | 0 | 0 | 159 | 1 | | | | | | |
| City of East Lansing Precinct 9 - M | 1627 | 1 | 0.06 | | 0 | 0 | 0 | 1 | 0 | | | | | | |
| City of East Lansing Precinct 9 - S | 1627 | 0 | 0.00 | | 0 | 0 | 0 | 0 | 0 | | | | | | |
| City of East Lansing Precinct 9 - C | 1627 | 0 | 0.00 | | 0 | 0 | 0 | 0 | 0 | | | | | | |
| City of East Lansing Precinct 9 - A | 1627 | 113 | 6.95 | | 48 | 0 | 0 | 50 | 0 | | | | | | |
| City of East Lansing Precinct 10 | 1387 | 231 | 16.65 | | 48 | 0 | 0 | 138 | 0 | | | | | | |
| City of East Lansing Precinct 10 - | 1387 | 0 | 0.00 | | 0 | 0 | 0 | 0 | 0 | | | | | | |
| City of East Lansing Precinct 10 - | 1387 | 0 | 0.00 | | 0 | 0 | 0 | 0 | 0 | | | | | | |
| City of East Lansing Precinct 10 - | 1387 | 0 | 0.00 | | 0 | 0 | 0 | 0 | 0 | | | | | | |
| City of East Lansing Precinct 10 - | 1387 | 74 | 5.34 | | 14 | 0 | 0 | 45 | 0 | | | | | | |
| City of East Lansing Precinct 11 | 2155 | 748 | 34.71 | | 232 | 1 | 0 | 318 | 1 | | | | | | |
| City of East Lansing Precinct 11 - | 2155 | 0 | 0.00 | | 0 | 0 | 0 | 0 | 0 | | | | | | |
| City of East Lansing Precinct 11 - | 2155 | 0 | 0.00 | | 0 | 0 | 0 | 0 | 0 | | | | | | |
| City of East Lansing Precinct 11 - | 2155 | 0 | 0.00 | | 0 | 0 | 0 | 0 | 0 | | | | | | |
| City of East Lansing Precinct 11 - | 2155 | 202 | 9.37 | | 89 | 1 | 0 | 40 | 4 | | | | | | |
| City of East Lansing Precinct 12 | 596 | 41 | 6.88 | | 2 | 0 | 0 | 33 | 0 | | | | | | |
| City of East Lansing Precinct 12 - | 596 | 0 | 0.00 | | 0 | 0 | 0 | 0 | 0 | | | | | | |
| City of East Lansing Precinct 12 - | 596 | 0 | 0.00 | | 0 | 0 | 0 | 0 | 0 | | | | | | |
| City of East Lansing Precinct 12 - | 596 | 0 | 0.00 | | 0 | 0 | 0 | 0 | 0 | | | | | | |
| City of East Lansing Precinct 12 - | 596 | 54 | 9.06 | | 6 | 0 | 0 | 42 | 0 | | | | | | |
| City of East Lansing Precinct 13 | 392 | 42 | 10.71 | | 3 | 0 | 0 | 33 | 0 | | | | | | |
| City of East Lansing Precinct 13 - | 392 | 0 | 0.00 | | 0 | 0 | 0 | 0 | 0 | | | | | | |
| City of East Lansing Precinct 13 - | 392 | 0 | 0.00 | | 0 | 0 | 0 | 0 | 0 | | | | | | |
| City of East Lansing Precinct 13 - | 392 | 0 | 0.00 | | 0 | 0 | 0 | 0 | 0 | | | | | | |
| City of East Lansing Precinct 13 - | 392 | 25 | 6.38 | | 2 | 0 | 0 | 20 | 0 | | | | | | |
| City of East Lansing Precinct 14 | 318 | 17 | 5.35 | | 2 | 0 | 0 | 14 | 0 | | | | | | |
| City of East Lansing Precinct 14 - | 318 | 0 | 0.00 | | 0 | 0 | 0 | 0 | 0 | | | | | | |
| City of East Lansing Precinct 14 - | 318 | 0 | 0.00 | | 0 | 0 | 0 | 0 | 0 | | | | | | |
| City of East Lansing Precinct 14 - | 318 | 0 | 0.00 | | 0 | 0 | 0 | 0 | 0 | | | | | | |
| City of East Lansing Precinct 14 - | 318 | 15 | 4.72 | | 1 | 0 | 0 | 12 | 0 | | | | | | |
| City of East Lansing Precinct 15 | 748 | 70 | 9.36 | | 7 | 0 | 0 | 49 | 0 | | | | | | |
| City of East Lansing Precinct 15 - | 748 | 0 | 0.00 | | 0 | 0 | 0 | 0 | 0 | | | | | | |
| City of East Lansing Precinct 15 - | 748 | 0 | 0.00 | | 0 | 0 | 0 | 0 | 0 | | | | | | |
| City of East Lansing Precinct 15 - | 748 | 0 | 0.00 | | 0 | 0 | 0 | 0 | 0 | | | | | | |
| City of East Lansing Precinct 15 - | 748 | 53 | 7.09 | | 10 | 0 | 0 | 37 | 0 | | | | | | |
| City of East Lansing Precinct 16 | 814 | 208 | 25.55 | | 37 | 0 | 0 | 112 | 1 | | | | | | |
| City of East Lansing Precinct 16 - | 814 | 0 | 0.00 | | 0 | 0 | 0 | 0 | 0 | | | | | | |
| City of East Lansing Precinct 16 - | 814 | 0 | 0.00 | | 0 | 0 | 0 | 0 | 0 | | | | | | |
| City of East Lansing Precinct 16 - | 814 | 0 | 0.00 | | 0 | 0 | 0 | 0 | 0 | | | | | | |
| City of East Lansing Precinct 16 - | 814 | 51 | 6.27 | | 17 | 1 | 0 | 14 | 1 | | | | | | |
| City of Leslie Precinct 1 - 66 | 1363 | 399 | 29.27 | | 65 | 0 | 0 | 126 | 4 | | | | | | |
| City of Leslie Precinct 1 - Manual | 1363 | 0 | 0.00 | | 0 | 0 | 0 | 0 | 0 | | | | | | |
| City of Leslie Precinct 1 - SPR Ho | 1363 | 0 | 0.00 | | 0 | 0 | 0 | 0 | 0 | | | | | | |
| City of Leslie Precinct 1 - County | 1363 | 0 | 0.00 | | 0 | 0 | 0 | 0 | 0 | | | | | | |
| City of Mason Precinct 1 - 67 | 1851 | 569 | 30.74 | | 92 | 0 | 1 | 174 | 0 | | | | | | |
| City of Mason Precinct 1 - Manual | 1851 | 0 | 0.00 | | 0 | 0 | 0 | 0 | 0 | | | | | | |
| City of Mason Precinct 1 - SPR Ho | 1851 | 0 | 0.00 | | 0 | 0 | 0 | 0 | 0 | | | | | | |
| City of Mason Precinct 1 - County | 1851 | 0 | 0.00 | | 0 | 0 | 0 | 0 | 0 | | | | | | |
| City of Mason Precinct 1 - AV Pre | 1851 | 194 | 10.48 | | 51 | 2 | 0 | 28 | 3 | | | | | | |
| City of Mason Precinct 2 - 68 | 2020 | 499 | 24.70 | | 82 | 0 | 0 | 179 | 2 | | | | | | |

March 8, 2016

INGHAM_MAR2016_E

| 300006 | DEMOCRATIC PRESIDENT OF THE UNITED STATES 8TH | | | | | | | | | | | | | | |
|--|---|--------------|-------------|--|-----------------|---------------------------|--------------------|----------------|-------------|--|--|--|--|--|--|
| | Registration | Ballots Cast | Turnout (%) | | Hillary Clinton | Raquel Rodry De La Fuente | Martin J. O'Malley | Bernie Sanders | Uncommitted | | | | | | |
| City of Mason Precinct 2 - Manual | 2020 | 0 | 0.00 | | 0 | 0 | 0 | 0 | 0 | | | | | | |
| City of Mason Precinct 2 - SPR H | 2020 | 0 | 0.00 | | 0 | 0 | 0 | 0 | 0 | | | | | | |
| City of Mason Precinct 2 - County | 2020 | 0 | 0.00 | | 0 | 0 | 0 | 0 | 0 | | | | | | |
| City of Mason Precinct 2 - AV Pre | 2020 | 155 | 7.67 | | 49 | 0 | 0 | 26 | 6 | | | | | | |
| City of Mason Precinct 3 - 69 | 2064 | 594 | 28.78 | | 104 | 0 | 0 | 169 | 0 | | | | | | |
| City of Mason Precinct 3 - Manual | 2064 | 0 | 0.00 | | 0 | 0 | 0 | 0 | 0 | | | | | | |
| City of Mason Precinct 3 - SPR H | 2064 | 0 | 0.00 | | 0 | 0 | 0 | 0 | 0 | | | | | | |
| City of Mason Precinct 3 - County | 2064 | 0 | 0.00 | | 0 | 0 | 0 | 0 | 0 | | | | | | |
| City of Mason Precinct 3 - AV Pre | 2064 | 160 | 7.75 | | 50 | 0 | 1 | 16 | 4 | | | | | | |
| City of Williamston Precinct 1 - 71 | 1317 | 563 | 42.75 | | 109 | 1 | 0 | 177 | 1 | | | | | | |
| City of Williamston Precinct 1 - M | 1317 | 0 | 0.00 | | 0 | 0 | 0 | 0 | 0 | | | | | | |
| City of Williamston Precinct 1 - SF | 1317 | 0 | 0.00 | | 0 | 0 | 0 | 0 | 0 | | | | | | |
| City of Williamston Precinct 1 - C | 1317 | 0 | 0.00 | | 0 | 0 | 0 | 0 | 0 | | | | | | |
| City of Williamston Precinct 2 - 72 | 1498 | 497 | 33.18 | | 88 | 0 | 0 | 128 | 3 | | | | | | |
| City of Williamston Precinct 2 - M | 1498 | 0 | 0.00 | | 0 | 0 | 0 | 0 | 0 | | | | | | |
| City of Williamston Precinct 2 - SF | 1498 | 0 | 0.00 | | 0 | 0 | 0 | 0 | 0 | | | | | | |
| City of Williamston Precinct 2 - C | 1498 | 0 | 0.00 | | 0 | 0 | 0 | 0 | 0 | | | | | | |
| Alaiedon Township Precinct 1 - 73 | 839 | 405 | 48.27 | | 84 | 0 | 0 | 93 | 1 | | | | | | |
| Alaiedon Township Precinct 1 - M | 839 | 0 | 0.00 | | 0 | 0 | 0 | 0 | 0 | | | | | | |
| Alaiedon Township Precinct 1 - SF | 839 | 0 | 0.00 | | 0 | 0 | 0 | 0 | 0 | | | | | | |
| Alaiedon Township Precinct 1 - C | 839 | 0 | 0.00 | | 0 | 0 | 0 | 0 | 0 | | | | | | |
| Alaiedon Township Precinct 2 - 74 | 763 | 338 | 44.30 | | 59 | 0 | 0 | 65 | 3 | | | | | | |
| Alaiedon Township Precinct 2 - M | 763 | 0 | 0.00 | | 0 | 0 | 0 | 0 | 0 | | | | | | |
| Alaiedon Township Precinct 2 - SF | 763 | 0 | 0.00 | | 0 | 0 | 0 | 0 | 0 | | | | | | |
| Alaiedon Township Precinct 2 - C | 763 | 0 | 0.00 | | 0 | 0 | 0 | 0 | 0 | | | | | | |
| Alaiedon Township Precinct 3 - 75 | 783 | 363 | 46.36 | | 50 | 0 | 0 | 82 | 0 | | | | | | |
| Alaiedon Township Precinct 3 - M | 783 | 0 | 0.00 | | 0 | 0 | 0 | 0 | 0 | | | | | | |
| Alaiedon Township Precinct 3 - SF | 783 | 0 | 0.00 | | 0 | 0 | 0 | 0 | 0 | | | | | | |
| Alaiedon Township Precinct 3 - C | 783 | 0 | 0.00 | | 0 | 0 | 0 | 0 | 0 | | | | | | |
| Aurelius Township Precinct 1 - 76 | 1874 | 733 | 39.11 | | 94 | 0 | 0 | 187 | 5 | | | | | | |
| Aurelius Township Precinct 1 - M | 1874 | 0 | 0.00 | | 0 | 0 | 0 | 0 | 0 | | | | | | |
| Aurelius Township Precinct 1 - SF | 1874 | 0 | 0.00 | | 0 | 0 | 0 | 0 | 0 | | | | | | |
| Aurelius Township Precinct 1 - C | 1874 | 0 | 0.00 | | 0 | 0 | 0 | 0 | 0 | | | | | | |
| Aurelius Township Precinct 2 - 77 | 1360 | 520 | 38.24 | | 81 | 0 | 0 | 124 | 6 | | | | | | |
| Aurelius Township Precinct 2 - M | 1360 | 0 | 0.00 | | 0 | 0 | 0 | 0 | 0 | | | | | | |
| Aurelius Township Precinct 2 - SF | 1360 | 0 | 0.00 | | 0 | 0 | 0 | 0 | 0 | | | | | | |
| Aurelius Township Precinct 2 - C | 1360 | 0 | 0.00 | | 0 | 0 | 0 | 0 | 0 | | | | | | |
| Bunker Hill Township Precinct 1 - 1524 | 1524 | 459 | 30.12 | | 66 | 0 | 1 | 115 | 7 | | | | | | |
| Bunker Hill Township Precinct 1 - M | 1524 | 0 | 0.00 | | 0 | 0 | 0 | 0 | 0 | | | | | | |
| Bunker Hill Township Precinct 1 - SF | 1524 | 0 | 0.00 | | 0 | 0 | 0 | 0 | 0 | | | | | | |
| Bunker Hill Township Precinct 1 - C | 1524 | 0 | 0.00 | | 0 | 0 | 0 | 0 | 0 | | | | | | |
| Delhi Township Precinct 1 - 79 | 2065 | 720 | 34.87 | | 136 | 0 | 0 | 174 | 3 | | | | | | |
| Delhi Township Precinct 1 - Manual | 2065 | 0 | 0.00 | | 0 | 0 | 0 | 0 | 0 | | | | | | |
| Delhi Township Precinct 1 - SPR | 2065 | 0 | 0.00 | | 0 | 0 | 0 | 0 | 0 | | | | | | |
| Delhi Township Precinct 1 - Coun | 2065 | 0 | 0.00 | | 0 | 0 | 0 | 0 | 0 | | | | | | |
| Delhi Township Precinct 1 - AV Pre | 2065 | 270 | 13.08 | | 72 | 0 | 0 | 44 | 10 | | | | | | |
| Delhi Township Precinct 2 - 80 | 2575 | 580 | 22.52 | | 112 | 1 | 1 | 223 | 1 | | | | | | |
| Delhi Township Precinct 2 - Manual | 2575 | 0 | 0.00 | | 0 | 0 | 0 | 0 | 0 | | | | | | |
| Delhi Township Precinct 2 - SPR | 2575 | 0 | 0.00 | | 0 | 0 | 0 | 0 | 0 | | | | | | |
| Delhi Township Precinct 2 - Coun | 2575 | 0 | 0.00 | | 0 | 0 | 0 | 0 | 0 | | | | | | |
| Delhi Township Precinct 2 - AV Pre | 2575 | 252 | 9.79 | | 77 | 0 | 0 | 27 | 10 | | | | | | |
| Delhi Township Precinct 3 - 81 | 2400 | 808 | 33.67 | | 162 | 0 | 0 | 210 | 6 | | | | | | |
| Delhi Township Precinct 3 - Manual | 2400 | 0 | 0.00 | | 0 | 0 | 0 | 0 | 0 | | | | | | |
| Delhi Township Precinct 3 - SPR | 2400 | 0 | 0.00 | | 0 | 0 | 0 | 0 | 0 | | | | | | |
| Delhi Township Precinct 3 - Coun | 2400 | 0 | 0.00 | | 0 | 0 | 0 | 0 | 0 | | | | | | |
| Delhi Township Precinct 3 - AV Pre | 2400 | 340 | 14.17 | | 102 | 1 | 1 | 41 | 13 | | | | | | |
| Delhi Township Precinct 4 - 82 | 2182 | 719 | 32.95 | | 111 | 0 | 1 | 240 | 1 | | | | | | |
| Delhi Township Precinct 4 - Manual | 2182 | 0 | 0.00 | | 0 | 0 | 0 | 0 | 0 | | | | | | |
| Delhi Township Precinct 4 - SPR | 2182 | 0 | 0.00 | | 0 | 0 | 0 | 0 | 0 | | | | | | |
| Delhi Township Precinct 4 - Coun | 2182 | 0 | 0.00 | | 0 | 0 | 0 | 0 | 0 | | | | | | |
| Delhi Township Precinct 4 - AV Pre | 2182 | 205 | 9.40 | | 72 | 0 | 0 | 26 | 9 | | | | | | |

INGHAM_MAR2016_E

| 300006 | DEMOCRATIC PRESIDENT OF THE UNITED STATES 8TH | | | | | | | | | | | | | | |
|-----------------------------------|---|--------------|-------------|--|-----------------|--------------------------|--------------------|----------------|-------------|--|--|--|--|--|--|
| | Registration | Ballots Cast | Turnout (%) | | Hillary Clinton | Roque Rocky De La Fuente | Martin J. O'Malley | Bernie Sanders | Uncommitted | | | | | | |
| Delhi Township Precinct 5 - 83 | 1657 | 545 | 32.89 | | 117 | 1 | 1 | 147 | 3 | | | | | | |
| Delhi Township Precinct 5 - Manu | 1657 | 0 | 0.00 | | 0 | 0 | 0 | 0 | 0 | | | | | | |
| Delhi Township Precinct 5 - SPR | 1657 | 0 | 0.00 | | 0 | 0 | 0 | 0 | 0 | | | | | | |
| Delhi Township Precinct 5 - Coun | 1657 | 0 | 0.00 | | 0 | 0 | 0 | 0 | 0 | | | | | | |
| Delhi Township Precinct 5 - AV Pr | 1657 | 201 | 12.13 | | 66 | 1 | 1 | 21 | 4 | | | | | | |
| Delhi Township Precinct 6 - 84 | 1856 | 530 | 28.56 | | 87 | 0 | 0 | 190 | 2 | | | | | | |
| Delhi Township Precinct 6 - Manu | 1856 | 0 | 0.00 | | 0 | 0 | 0 | 0 | 0 | | | | | | |
| Delhi Township Precinct 6 - SPR | 1856 | 0 | 0.00 | | 0 | 0 | 0 | 0 | 0 | | | | | | |
| Delhi Township Precinct 6 - Coun | 1856 | 0 | 0.00 | | 0 | 0 | 0 | 0 | 0 | | | | | | |
| Delhi Township Precinct 6 - AV Pr | 1856 | 138 | 7.44 | | 45 | 0 | 0 | 15 | 8 | | | | | | |
| Delhi Township Precinct 7 - 85 | 1787 | 547 | 30.61 | | 106 | 0 | 0 | 190 | 3 | | | | | | |
| Delhi Township Precinct 7 - Manu | 1787 | 0 | 0.00 | | 0 | 0 | 0 | 0 | 0 | | | | | | |
| Delhi Township Precinct 7 - SPR | 1787 | 0 | 0.00 | | 0 | 0 | 0 | 0 | 0 | | | | | | |
| Delhi Township Precinct 7 - Coun | 1787 | 0 | 0.00 | | 0 | 0 | 0 | 0 | 0 | | | | | | |
| Delhi Township Precinct 7 - AV Pr | 1787 | 194 | 10.86 | | 53 | 0 | 0 | 21 | 13 | | | | | | |
| Delhi Township Precinct 8 - 86 | 2052 | 690 | 33.63 | | 110 | 0 | 0 | 239 | 1 | | | | | | |
| Delhi Township Precinct 8 - Manu | 2052 | 0 | 0.00 | | 0 | 0 | 0 | 0 | 0 | | | | | | |
| Delhi Township Precinct 8 - SPR | 2052 | 0 | 0.00 | | 0 | 0 | 0 | 0 | 0 | | | | | | |
| Delhi Township Precinct 8 - Coun | 2052 | 0 | 0.00 | | 0 | 0 | 0 | 0 | 0 | | | | | | |
| Delhi Township Precinct 8 - AV Pr | 2052 | 298 | 14.52 | | 78 | 1 | 0 | 53 | 6 | | | | | | |
| Delhi Township Precinct 9 - 87 | 2227 | 601 | 26.99 | | 93 | 0 | 0 | 181 | 1 | | | | | | |
| Delhi Township Precinct 9 - Manu | 2227 | 0 | 0.00 | | 0 | 0 | 0 | 0 | 0 | | | | | | |
| Delhi Township Precinct 9 - SPR | 2227 | 0 | 0.00 | | 0 | 0 | 0 | 0 | 0 | | | | | | |
| Delhi Township Precinct 9 - Coun | 2227 | 0 | 0.00 | | 0 | 0 | 0 | 0 | 0 | | | | | | |
| Delhi Township Precinct 9 - AV Pr | 2227 | 296 | 13.29 | | 68 | 0 | 1 | 39 | 11 | | | | | | |
| Ingham Township Precinct 1 - 90 | 1807 | 601 | 33.26 | | 83 | 0 | 0 | 105 | 7 | | | | | | |
| Ingham Township Precinct 1 - Ma | 1807 | 0 | 0.00 | | 0 | 0 | 0 | 0 | 0 | | | | | | |
| Ingham Township Precinct 1 - SP | 1807 | 0 | 0.00 | | 0 | 0 | 0 | 0 | 0 | | | | | | |
| Ingham Township Precinct 1 - Co | 1807 | 0 | 0.00 | | 0 | 0 | 0 | 0 | 0 | | | | | | |
| Lansing Charter Township Precin | 974 | 367 | 37.68 | | 92 | 0 | 0 | 187 | 1 | | | | | | |
| Lansing Charter Township Precin | 974 | 0 | 0.00 | | 0 | 0 | 0 | 0 | 0 | | | | | | |
| Lansing Charter Township Precin | 974 | 0 | 0.00 | | 0 | 0 | 0 | 0 | 0 | | | | | | |
| Lansing Charter Township Precin | 974 | 0 | 0.00 | | 0 | 0 | 0 | 0 | 0 | | | | | | |
| Lansing Charter Township Precin | 1167 | 503 | 43.10 | | 139 | 0 | 1 | 172 | 7 | | | | | | |
| Lansing Charter Township Precin | 1167 | 0 | 0.00 | | 0 | 0 | 0 | 0 | 0 | | | | | | |
| Lansing Charter Township Precin | 1167 | 0 | 0.00 | | 0 | 0 | 0 | 0 | 0 | | | | | | |
| Lansing Charter Township Precin | 1167 | 0 | 0.00 | | 0 | 0 | 0 | 0 | 0 | | | | | | |
| Lansing Charter Township Precin | 1539 | 390 | 25.34 | | 111 | 0 | 1 | 135 | 4 | | | | | | |
| Lansing Charter Township Precin | 1539 | 0 | 0.00 | | 0 | 0 | 0 | 0 | 0 | | | | | | |
| Lansing Charter Township Precin | 1539 | 0 | 0.00 | | 0 | 0 | 0 | 0 | 0 | | | | | | |
| Lansing Charter Township Precin | 1539 | 0 | 0.00 | | 0 | 0 | 0 | 0 | 0 | | | | | | |
| Lansing Charter Township Precin | 1252 | 420 | 33.55 | | 93 | 1 | 1 | 158 | 4 | | | | | | |
| Lansing Charter Township Precin | 1252 | 0 | 0.00 | | 0 | 0 | 0 | 0 | 0 | | | | | | |
| Lansing Charter Township Precin | 1252 | 0 | 0.00 | | 0 | 0 | 0 | 0 | 0 | | | | | | |
| Lansing Charter Township Precin | 1252 | 0 | 0.00 | | 0 | 0 | 0 | 0 | 0 | | | | | | |
| Lansing Charter Township Precin | 1239 | 425 | 34.30 | | 111 | 0 | 2 | 139 | 3 | | | | | | |
| Lansing Charter Township Precin | 1239 | 0 | 0.00 | | 0 | 0 | 0 | 0 | 0 | | | | | | |
| Lansing Charter Township Precin | 1239 | 0 | 0.00 | | 0 | 0 | 0 | 0 | 0 | | | | | | |
| Lansing Charter Township Precin | 1239 | 0 | 0.00 | | 0 | 0 | 0 | 0 | 0 | | | | | | |
| Leroy Township Precinct 1 - 96 | 1706 | 624 | 36.58 | | 70 | 0 | 1 | 124 | 4 | | | | | | |
| Leroy Township Precinct 1 - Manu | 1706 | 0 | 0.00 | | 0 | 0 | 0 | 0 | 0 | | | | | | |
| Leroy Township Precinct 1 - SPR | 1706 | 0 | 0.00 | | 0 | 0 | 0 | 0 | 0 | | | | | | |
| Leroy Township Precinct 1 - Cour | 1706 | 0 | 0.00 | | 0 | 0 | 0 | 0 | 0 | | | | | | |
| Leroy Township Precinct 2 - 97 | 948 | 274 | 28.90 | | 40 | 0 | 0 | 67 | 5 | | | | | | |
| Leroy Township Precinct 2 - Manu | 948 | 0 | 0.00 | | 0 | 0 | 0 | 0 | 0 | | | | | | |
| Leroy Township Precinct 2 - SPR | 948 | 0 | 0.00 | | 0 | 0 | 0 | 0 | 0 | | | | | | |
| Leroy Township Precinct 2 - Cour | 948 | 0 | 0.00 | | 0 | 0 | 0 | 0 | 0 | | | | | | |
| Leslie Township Precinct 1 - 98 | 1773 | 602 | 33.95 | | 104 | 0 | 0 | 115 | 6 | | | | | | |
| Leslie Township Precinct 1 - Manu | 1773 | 0 | 0.00 | | 0 | 0 | 0 | 0 | 0 | | | | | | |
| Leslie Township Precinct 1 - SPR | 1773 | 0 | 0.00 | | 0 | 0 | 0 | 0 | 0 | | | | | | |
| Leslie Township Precinct 1 - Cour | 1773 | 0 | 0.00 | | 0 | 0 | 0 | 0 | 0 | | | | | | |

INGHAM_MAR2016_E

| 300006 | DEMOCRATIC PRESIDENT OF THE UNITED STATES 8TH | | | | | | | | | | | | | | |
|----------------------------------|---|--------------|-------------|--|-----------------|--------------------------|--------------------|----------------|-------------|--|--|--|--|--|--|
| | Registration | Ballots Cast | Turnout (%) | | Hillary Clinton | Reque Rocky De La Fuente | Martin J. O'Malley | Bernie Sanders | Uncommitted | | | | | | |
| Locke Township Precinct 1 99 | 1353 | 500 | 36.95 | | 65 | 0 | 0 | 80 | 3 | | | | | | |
| Locke Township Precinct 1 - Man | 1353 | 0 | 0.00 | | 0 | 0 | 0 | 0 | 0 | | | | | | |
| Locke Township Precinct 1 - SPR | 1353 | 0 | 0.00 | | 0 | 0 | 0 | 0 | 0 | | | | | | |
| Locke Township Precinct 1 - Cour | 1353 | 0 | 0.00 | | 0 | 0 | 0 | 0 | 0 | | | | | | |
| Meridian Charter Township Precir | 1559 | 790 | 50.67 | | 188 | 0 | 0 | 212 | 5 | | | | | | |
| Meridian Charter Township Precir | 1559 | 0 | 0.00 | | 0 | 0 | 0 | 0 | 0 | | | | | | |
| Meridian Charter Township Precir | 1559 | 0 | 0.00 | | 0 | 0 | 0 | 0 | 0 | | | | | | |
| Meridian Charter Township Precir | 1559 | 0 | 0.00 | | 0 | 0 | 0 | 0 | 0 | | | | | | |
| Meridian Charter Township Precir | 1582 | 639 | 40.39 | | 165 | 0 | 0 | 240 | 4 | | | | | | |
| Meridian Charter Township Precir | 1582 | 0 | 0.00 | | 0 | 0 | 0 | 0 | 0 | | | | | | |
| Meridian Charter Township Precir | 1582 | 0 | 0.00 | | 0 | 0 | 0 | 0 | 0 | | | | | | |
| Meridian Charter Township Precir | 1582 | 0 | 0.00 | | 0 | 0 | 0 | 0 | 0 | | | | | | |
| Meridian Charter Township Precir | 1430 | 561 | 39.23 | | 161 | 0 | 0 | 184 | 2 | | | | | | |
| Meridian Charter Township Precir | 1430 | 0 | 0.00 | | 0 | 0 | 0 | 0 | 0 | | | | | | |
| Meridian Charter Township Precir | 1430 | 0 | 0.00 | | 0 | 0 | 0 | 0 | 0 | | | | | | |
| Meridian Charter Township Precir | 1430 | 0 | 0.00 | | 0 | 0 | 0 | 0 | 0 | | | | | | |
| Meridian Charter Township Precir | 2055 | 783 | 38.10 | | 191 | 0 | 1 | 236 | 7 | | | | | | |
| Meridian Charter Township Precir | 2055 | 0 | 0.00 | | 0 | 0 | 0 | 0 | 0 | | | | | | |
| Meridian Charter Township Precir | 2055 | 0 | 0.00 | | 0 | 0 | 0 | 0 | 0 | | | | | | |
| Meridian Charter Township Precir | 2055 | 0 | 0.00 | | 0 | 0 | 0 | 0 | 0 | | | | | | |
| Meridian Charter Township Precir | 1616 | 711 | 44.00 | | 158 | 1 | 1 | 248 | 5 | | | | | | |
| Meridian Charter Township Precir | 1616 | 0 | 0.00 | | 0 | 0 | 0 | 0 | 0 | | | | | | |
| Meridian Charter Township Precir | 1616 | 0 | 0.00 | | 0 | 0 | 0 | 0 | 0 | | | | | | |
| Meridian Charter Township Precir | 1616 | 0 | 0.00 | | 0 | 0 | 0 | 0 | 0 | | | | | | |
| Meridian Charter Township Precir | 1272 | 535 | 42.06 | | 156 | 0 | 0 | 125 | 2 | | | | | | |
| Meridian Charter Township Precir | 1272 | 0 | 0.00 | | 0 | 0 | 0 | 0 | 0 | | | | | | |
| Meridian Charter Township Precir | 1272 | 0 | 0.00 | | 0 | 0 | 0 | 0 | 0 | | | | | | |
| Meridian Charter Township Precir | 1272 | 0 | 0.00 | | 0 | 0 | 0 | 0 | 0 | | | | | | |
| Meridian Charter Township Precir | 1756 | 825 | 46.98 | | 198 | 2 | 0 | 219 | 3 | | | | | | |
| Meridian Charter Township Precir | 1756 | 0 | 0.00 | | 0 | 0 | 0 | 0 | 0 | | | | | | |
| Meridian Charter Township Precir | 1756 | 0 | 0.00 | | 0 | 0 | 0 | 0 | 0 | | | | | | |
| Meridian Charter Township Precir | 1756 | 0 | 0.00 | | 0 | 0 | 0 | 0 | 0 | | | | | | |
| Meridian Charter Township Precir | 2054 | 916 | 44.60 | | 269 | 0 | 1 | 301 | 8 | | | | | | |
| Meridian Charter Township Precir | 2054 | 0 | 0.00 | | 0 | 0 | 0 | 0 | 0 | | | | | | |
| Meridian Charter Township Precir | 2054 | 0 | 0.00 | | 0 | 0 | 0 | 0 | 0 | | | | | | |
| Meridian Charter Township Precir | 2054 | 0 | 0.00 | | 0 | 0 | 0 | 0 | 0 | | | | | | |
| Meridian Charter Township Precir | 1539 | 769 | 49.97 | | 207 | 0 | 0 | 240 | 4 | | | | | | |
| Meridian Charter Township Precir | 1539 | 0 | 0.00 | | 0 | 0 | 0 | 0 | 0 | | | | | | |
| Meridian Charter Township Precir | 1539 | 0 | 0.00 | | 0 | 0 | 0 | 0 | 0 | | | | | | |
| Meridian Charter Township Precir | 1539 | 0 | 0.00 | | 0 | 0 | 0 | 0 | 0 | | | | | | |
| Meridian Charter Township Precir | 1701 | 819 | 48.15 | | 273 | 0 | 1 | 231 | 4 | | | | | | |
| Meridian Charter Township Precir | 1701 | 0 | 0.00 | | 0 | 0 | 0 | 0 | 0 | | | | | | |
| Meridian Charter Township Precir | 1701 | 0 | 0.00 | | 0 | 0 | 0 | 0 | 0 | | | | | | |
| Meridian Charter Township Precir | 1701 | 0 | 0.00 | | 0 | 0 | 0 | 0 | 0 | | | | | | |
| Meridian Charter Township Precir | 964 | 418 | 43.36 | | 113 | 0 | 1 | 144 | 1 | | | | | | |
| Meridian Charter Township Precir | 964 | 0 | 0.00 | | 0 | 0 | 0 | 0 | 0 | | | | | | |
| Meridian Charter Township Precir | 964 | 0 | 0.00 | | 0 | 0 | 0 | 0 | 0 | | | | | | |
| Meridian Charter Township Precir | 964 | 0 | 0.00 | | 0 | 0 | 0 | 0 | 0 | | | | | | |
| Meridian Charter Township Precir | 895 | 419 | 46.82 | | 133 | 0 | 0 | 167 | 2 | | | | | | |
| Meridian Charter Township Precir | 895 | 0 | 0.00 | | 0 | 0 | 0 | 0 | 0 | | | | | | |
| Meridian Charter Township Precir | 895 | 0 | 0.00 | | 0 | 0 | 0 | 0 | 0 | | | | | | |
| Meridian Charter Township Precir | 895 | 0 | 0.00 | | 0 | 0 | 0 | 0 | 0 | | | | | | |
| Meridian Charter Township Precir | 1329 | 600 | 45.15 | | 173 | 0 | 0 | 182 | 2 | | | | | | |
| Meridian Charter Township Precir | 1329 | 0 | 0.00 | | 0 | 0 | 0 | 0 | 0 | | | | | | |
| Meridian Charter Township Precir | 1329 | 0 | 0.00 | | 0 | 0 | 0 | 0 | 0 | | | | | | |
| Meridian Charter Township Precir | 1329 | 0 | 0.00 | | 0 | 0 | 0 | 0 | 0 | | | | | | |
| Meridian Charter Township Precir | 1547 | 661 | 42.73 | | 203 | 0 | 1 | 146 | 1 | | | | | | |
| Meridian Charter Township Precir | 1547 | 0 | 0.00 | | 0 | 0 | 0 | 0 | 0 | | | | | | |
| Meridian Charter Township Precir | 1547 | 0 | 0.00 | | 0 | 0 | 0 | 0 | 0 | | | | | | |
| Meridian Charter Township Precir | 1547 | 0 | 0.00 | | 0 | 0 | 0 | 0 | 0 | | | | | | |
| Meridian Charter Township Precir | 1509 | 755 | 50.03 | | 246 | 0 | 0 | 170 | 2 | | | | | | |

INGHAM_MAR2016_E

| 300006 | DEMOCRATIC PRESIDENT OF THE UNITED STATES 8TH | | | | | | | | | | | | | | |
|---------------------------------------|---|--------------|-------------|--|-----------------|--------------------------|--------------------|----------------|-------------|--|--|--|--|--|--|
| | Registration | Ballots Cast | Turnout (%) | | Hillary Clinton | Roque Rocky De La Fuente | Martin J. O'Malley | Bernie Sanders | Uncommitted | | | | | | |
| Meridian Charter Township Precinct 1 | 1509 | 0 | 0.00 | | 0 | 0 | 0 | 0 | 0 | | | | | | |
| Meridian Charter Township Precinct 2 | 1509 | 0 | 0.00 | | 0 | 0 | 0 | 0 | 0 | | | | | | |
| Meridian Charter Township Precinct 3 | 1509 | 0 | 0.00 | | 0 | 0 | 0 | 0 | 0 | | | | | | |
| Meridian Charter Township Precinct 4 | 2340 | 965 | 41.24 | | 252 | 0 | 0 | 319 | 4 | | | | | | |
| Meridian Charter Township Precinct 5 | 2340 | 0 | 0.00 | | 0 | 0 | 0 | 0 | 0 | | | | | | |
| Meridian Charter Township Precinct 6 | 2340 | 0 | 0.00 | | 0 | 0 | 0 | 0 | 0 | | | | | | |
| Meridian Charter Township Precinct 7 | 2340 | 0 | 0.00 | | 0 | 0 | 0 | 0 | 0 | | | | | | |
| Meridian Charter Township Precinct 8 | 1465 | 544 | 37.13 | | 143 | 0 | 0 | 262 | 6 | | | | | | |
| Meridian Charter Township Precinct 9 | 1465 | 0 | 0.00 | | 0 | 0 | 0 | 0 | 0 | | | | | | |
| Meridian Charter Township Precinct 10 | 1465 | 0 | 0.00 | | 0 | 0 | 0 | 0 | 0 | | | | | | |
| Meridian Charter Township Precinct 11 | 1465 | 0 | 0.00 | | 0 | 0 | 0 | 0 | 0 | | | | | | |
| Meridian Charter Township Precinct 12 | 1362 | 644 | 47.28 | | 181 | 0 | 0 | 171 | 5 | | | | | | |
| Meridian Charter Township Precinct 13 | 1362 | 2 | 0.15 | | 1 | 0 | 0 | 0 | 0 | | | | | | |
| Meridian Charter Township Precinct 14 | 1362 | 0 | 0.00 | | 0 | 0 | 0 | 0 | 0 | | | | | | |
| Meridian Charter Township Precinct 15 | 1362 | 0 | 0.00 | | 0 | 0 | 0 | 0 | 0 | | | | | | |
| Meridian Charter Township Precinct 16 | 1584 | 761 | 48.04 | | 192 | 0 | 0 | 158 | 3 | | | | | | |
| Meridian Charter Township Precinct 17 | 1584 | 0 | 0.00 | | 0 | 0 | 0 | 0 | 0 | | | | | | |
| Meridian Charter Township Precinct 18 | 1584 | 0 | 0.00 | | 0 | 0 | 0 | 0 | 0 | | | | | | |
| Meridian Charter Township Precinct 19 | 1584 | 0 | 0.00 | | 0 | 0 | 0 | 0 | 0 | | | | | | |
| Onondaga Township Precinct 1 | 2230 | 675 | 30.27 | | 83 | 0 | 5 | 153 | 2 | | | | | | |
| Onondaga Township Precinct 1 - 1 | 2230 | 0 | 0.00 | | 0 | 0 | 0 | 0 | 0 | | | | | | |
| Onondaga Township Precinct 1 - 2 | 2230 | 0 | 0.00 | | 0 | 0 | 0 | 0 | 0 | | | | | | |
| Onondaga Township Precinct 1 - 3 | 2230 | 0 | 0.00 | | 0 | 0 | 0 | 0 | 0 | | | | | | |
| Stockbridge Township Precinct 1 | 1459 | 498 | 34.13 | | 80 | 1 | 1 | 104 | 3 | | | | | | |
| Stockbridge Township Precinct 1 - 1 | 1459 | 0 | 0.00 | | 0 | 0 | 0 | 0 | 0 | | | | | | |
| Stockbridge Township Precinct 1 - 2 | 1459 | 0 | 0.00 | | 0 | 0 | 0 | 0 | 0 | | | | | | |
| Stockbridge Township Precinct 1 - 3 | 1459 | 0 | 0.00 | | 0 | 0 | 0 | 0 | 0 | | | | | | |
| Stockbridge Township Precinct 2 | 1210 | 402 | 33.22 | | 61 | 0 | 1 | 98 | 4 | | | | | | |
| Stockbridge Township Precinct 2 - 1 | 1210 | 0 | 0.00 | | 0 | 0 | 0 | 0 | 0 | | | | | | |
| Stockbridge Township Precinct 2 - 2 | 1210 | 0 | 0.00 | | 0 | 0 | 0 | 0 | 0 | | | | | | |
| Stockbridge Township Precinct 2 - 3 | 1210 | 0 | 0.00 | | 0 | 0 | 0 | 0 | 0 | | | | | | |
| Vevay Township Precinct 1 | 1711 | 538 | 31.44 | | 86 | 0 | 1 | 121 | 3 | | | | | | |
| Vevay Township Precinct 1 - Man | 1711 | 0 | 0.00 | | 0 | 0 | 0 | 0 | 0 | | | | | | |
| Vevay Township Precinct 1 - SPR | 1711 | 0 | 0.00 | | 0 | 0 | 0 | 0 | 0 | | | | | | |
| Vevay Township Precinct 1 - Cou | 1711 | 0 | 0.00 | | 0 | 0 | 0 | 0 | 0 | | | | | | |
| Vevay Township Precinct 2 | 1123 | 489 | 43.54 | | 69 | 0 | 1 | 82 | 4 | | | | | | |
| Vevay Township Precinct 2 - Man | 1123 | 0 | 0.00 | | 0 | 0 | 0 | 0 | 0 | | | | | | |
| Vevay Township Precinct 2 - SPR | 1123 | 0 | 0.00 | | 0 | 0 | 0 | 0 | 0 | | | | | | |
| Vevay Township Precinct 2 - Cou | 1123 | 0 | 0.00 | | 0 | 0 | 0 | 0 | 0 | | | | | | |
| Wheatfield Township Precinct 1 | 1261 | 587 | 46.55 | | 89 | 0 | 0 | 109 | 5 | | | | | | |
| Wheatfield Township Precinct 1 - 1 | 1261 | 0 | 0.00 | | 0 | 0 | 0 | 0 | 0 | | | | | | |
| Wheatfield Township Precinct 1 - 2 | 1261 | 0 | 0.00 | | 0 | 0 | 0 | 0 | 0 | | | | | | |
| Wheatfield Township Precinct 1 - 3 | 1261 | 0 | 0.00 | | 0 | 0 | 0 | 0 | 0 | | | | | | |
| White Oak Township Precinct 1 | 862 | 300 | 34.80 | | 31 | 1 | 0 | 53 | 1 | | | | | | |
| White Oak Township Precinct 1 - 1 | 862 | 0 | 0.00 | | 0 | 0 | 0 | 0 | 0 | | | | | | |
| White Oak Township Precinct 1 - 2 | 862 | 0 | 0.00 | | 0 | 0 | 0 | 0 | 0 | | | | | | |
| White Oak Township Precinct 1 - 3 | 862 | 0 | 0.00 | | 0 | 0 | 0 | 0 | 0 | | | | | | |
| Williamstown Township Precinct 1 | 2199 | 962 | 43.75 | | 180 | 0 | 0 | 200 | 0 | | | | | | |
| Williamstown Township Precinct 1 - 1 | 2199 | 0 | 0.00 | | 0 | 0 | 0 | 0 | 0 | | | | | | |
| Williamstown Township Precinct 1 - 2 | 2199 | 0 | 0.00 | | 0 | 0 | 0 | 0 | 0 | | | | | | |
| Williamstown Township Precinct 1 - 3 | 2199 | 0 | 0.00 | | 0 | 0 | 0 | 0 | 0 | | | | | | |
| Williamstown Township Precinct 2 | 2010 | 944 | 46.97 | | 202 | 0 | 1 | 219 | 8 | | | | | | |
| Williamstown Township Precinct 2 - 1 | 2010 | 0 | 0.00 | | 0 | 0 | 0 | 0 | 0 | | | | | | |
| Williamstown Township Precinct 2 - 2 | 2010 | 0 | 0.00 | | 0 | 0 | 0 | 0 | 0 | | | | | | |
| Williamstown Township Precinct 2 - 3 | 2010 | 0 | 0.00 | | 0 | 0 | 0 | 0 | 0 | | | | | | |
| Precinct Totals | 190000 | 58984 | 31.04 | | 14113 | 21 | 42 | 20524 | 254 | | | | | | |
| Manual Entry Totals | 190000 | 504 | 0.27 | | 183 | 0 | 1 | 313 | 2 | | | | | | |
| SPR Host Modem Totals | 190000 | 0 | 0.00 | | 0 | 0 | 0 | 0 | 0 | | | | | | |

March 8, 2016

INGHAM COUNTY Statement of Vote
INGHAM_MAR2016_E

| 300006 | DEMOCRATIC PRESIDENT OF THE UNITED STATES 8TH | | | | | | | | | | | | | | |
|---------------------|---|--------------|-------------|--|-----------------|--------------------------|--------------------|----------------|-------------|--|--|--|--|--|--|
| | Registration | Ballots Cast | Turnout (%) | | Hillary Clinton | Roque Rocky De La Fuente | Martin J. O'Malley | Bernie Sanders | Uncommitted | | | | | | |
| Grand Totals | 190000 | 68783 | 36.20 | | 17884 | 35 | 60 | 22580 | 562 | | | | | | |
| County Clerk Totals | 190000 | 0 | 0.00 | | 0 | 0 | 0 | 0 | 0 | | | | | | |
| AV Precincts Totals | 121297 | 9295 | 7.66 | | 3588 | 14 | 17 | 1743 | 306 | | | | | | |

RECEIVED/FILED
MICHIGAN DEPT OF STATE
2016 MAR 23 AM 10:33
ELECTIONS/GREAT SEAL

SUMMARY REPORT

IONIA COUNTY
2016 PRESIDENTIAL ELECTION
MARCH 8, 2016
STATISTICS

UNOFFICIAL RESULTS

RUN DATE:03/21/16 04:02 PM

VOTES PERCENT

| | | |
|-------------------------------------|--------|--------|
| PRECINCTS COUNTED (OF 31) | 31 | 100.00 |
| REGISTERED VOTERS - TOTAL | 42,611 | |
| BALLOTS CAST - TOTAL | 12,611 | |
| BALLOTS CAST - BLANK | 3 | .02 |
| VOTER TURNOUT - TOTAL | | 29.60 |
| VOTER TURNOUT - BLANK | | .01 |

SUMMARY REPORT

RUN DATE:03/21/16 04:02 PM

IONIA COUNTY
2016 PRESIDENTIAL ELECTION
MARCH 8, 2016
Republican

UNOFFICIAL RESULTS

VOTES PERCENT

PRESIDENT OF THE UNITED STATES CONGRESSIONAL

Vote for not more than 1

| | | |
|---------------------------|-------|-------|
| Jeb Bush. | 78 | .95 |
| Ben Carson | 142 | 1.73 |
| Chris Christie. | 17 | .21 |
| Ted Cruz. | 2,630 | 32.08 |
| Carly Fiorina | 7 | .09 |
| Lindsey Graham. | 3 | .04 |
| Mike Huckabee | 22 | .27 |
| John R. Kasich. | 1,783 | 21.75 |
| George Pataki | 0 | |
| Rand Paul | 27 | .33 |
| Marco Rubio. | 685 | 8.35 |
| Rick Santorum | 7 | .09 |
| Donald J. Trump | 2,676 | 32.64 |
| Uncommitted. | 119 | 1.45 |
| WRITE-IN. | 3 | .04 |

SUMMARY REPORT

RUN DATE:03/21/16 04:02 PM

IONIA COUNTY
2016 PRESIDENTIAL ELECTION
MARCH 8, 2016
Democratic

UNOFFICIAL RESULTS

VOTES PERCENT

PRESIDENT OF THE UNITED STATES CONGRESSIONAL

Vote for not more than 1

| | | |
|------------------------------------|-------|-------|
| Hillary Clinton | 1,491 | 33.99 |
| Roque Rocky De La Fuente | 6 | .14 |
| Martin J. O'Malley | 15 | .34 |
| Bernie Sanders. | 2,812 | 64.11 |
| Uncommitted. | 62 | 1.41 |
| WRITE-IN. | 0 | |

SUMMARY REPORT

IONIA COUNTY
2016 PRESIDENTIAL ELECTION
MARCH 8, 2016

UNOFFICIAL RESULTS

RUN DATE:03/21/16 04:02 PM

VOTES PERCENT

Sebewa Township

Vote for not more than 1

| | | |
|---------------|-----|-------|
| YES | 184 | 65.25 |
| NO. | 98 | 34.75 |

Coon School Proposal March 2016

Vote for not more than 1

| | | |
|---------------|----|-------|
| YES | 50 | 64.94 |
| NO. | 27 | 35.06 |

PW Prop 16 PEWAMO-WESTPHALIA COMMUNITY SCHOOLS

Vote for not more than 1

| | | |
|---------------|-----|-------|
| YES | 236 | 74.21 |
| NO. | 82 | 25.79 |

PRECINCT REPORT

IONIA COUNTY
2016 PRESIDENTIAL ELECTION
MARCH 8, 2016
Republican

RUN DATE:03/21/16 01:44 PM

0001 Berlin Township, Pct 1

VOTES PERCENT

PRESIDENT OF THE UNITED STATES CONGRESSIONAL

Vote for not more than 1

| | | |
|---------------------------|-----|-------|
| Jeb Bush. | 6 | 1.54 |
| Ben Carson | 14 | 3.60 |
| Chris Christie. | 0 | |
| Ted Cruz. | 143 | 36.76 |
| Carly Fiorina | 0 | |
| Lindsey Graham. | 0 | |
| Mike Huckabee | 0 | |
| John R. Kasich. | 87 | 22.37 |
| George Pataki | 0 | |
| Rand Paul | 0 | |
| Marco Rubio. | 20 | 5.14 |
| Rick Santorum | 1 | .26 |
| Donald J. Trump | 112 | 28.79 |
| Uncommitted. | 6 | 1.54 |
| WRITE-IN. | 0 | |

PRECINCT REPORT

RUN DATE:03/21/16 01:44 PM

0001 Berlin Township, Pct 1

IONIA COUNTY
2016 PRESIDENTIAL ELECTION
MARCH 8, 2016
Democratic

VOTES PERCENT

PRESIDENT OF THE UNITED STATES CONGRESSIONAL

Vote for not more than 1

| | | |
|------------------------------------|-----|-------|
| Hillary Clinton | 51 | 32.69 |
| Roque Rocky De La Fuente | 0 | |
| Martin J. O'Malley | 1 | .64 |
| Bernie Sanders. | 102 | 65.38 |
| Uncommitted. | 2 | 1.28 |
| WRITE-IN. | 0 | |

PRECINCT REPORT

IONIA COUNTY
2016 PRESIDENTIAL ELECTION
MARCH 8, 2016
Republican

RUN DATE:03/21/16 01:44 PM

0002 Boston Township, Pct 1

VOTES PERCENT

PRESIDENT OF THE UNITED STATES CONGRESSIONAL

Vote for not more than 1

| | | |
|---------------------------|-----|-------|
| Jeb Bush. | 4 | 1.10 |
| Ben Carson | 13 | 3.58 |
| Chris Christie. | 2 | .55 |
| Ted Cruz. | 110 | 30.30 |
| Carly Fiorina | 0 | |
| Lindsey Graham. | 0 | |
| Mike Huckabee | 1 | .28 |
| John R. Kasich. | 64 | 17.63 |
| George Pataki | 0 | |
| Rand Paul | 1 | .28 |
| Marco Rubio. | 34 | 9.37 |
| Rick Santorum | 0 | |
| Donald J. Trump | 128 | 35.26 |
| Uncommitted. | 6 | 1.65 |
| WRITE-IN. | 0 | |

PRECINCT REPORT

RUN DATE:03/21/16 01:44 PM

0002 Boston Township, Pct 1

IONIA COUNTY
2016 PRESIDENTIAL ELECTION
MARCH 8, 2016
Democratic

VOTES PERCENT

PRESIDENT OF THE UNITED STATES CONGRESSIONAL

Vote for not more than 1

| | | |
|------------------------------------|-----|-------|
| Hillary Clinton | 64 | 35.75 |
| Roque Rocky De La Fuente | 0 | |
| Martin J. O'Malley | 1 | .56 |
| Bernie Sanders. | 111 | 62.01 |
| Uncommitted. | 3 | 1.68 |
| WRITE-IN. | 0 | |

PRECINCT REPORT

IONIA COUNTY
2016 PRESIDENTIAL ELECTION
MARCH 8, 2016
Republican

RUN DATE:03/21/16 01:44 PM

0003 Boston Township, Pct 2

VOTES PERCENT

PRESIDENT OF THE UNITED STATES CONGRESSIONAL

Vote for not more than 1

| | | |
|---------------------------|-----|-------|
| Jeb Bush. | 1 | .26 |
| Ben Carson | 12 | 3.15 |
| Chris Christie. | 4 | 1.05 |
| Ted Cruz. | 134 | 35.17 |
| Carly Fiorina | 0 | |
| Lindsey Graham. | 0 | |
| Mike Huckabee | 0 | |
| John R. Kasich. | 81 | 21.26 |
| George Pataki | 0 | |
| Rand Paul | 1 | .26 |
| Marco Rubio. | 33 | 8.66 |
| Rick Santorum | 0 | |
| Donald J. Trump | 107 | 28.08 |
| Uncommitted. | 8 | 2.10 |
| WRITE-IN. | 0 | |

PRECINCT REPORT

IONIA COUNTY
2016 PRESIDENTIAL ELECTION
MARCH 8, 2016
Democratic

RUN DATE:03/21/16 01:44 PM

0003 Boston Township, Pct 2

VOTES PERCENT

PRESIDENT OF THE UNITED STATES CONGRESSIONAL

Vote for not more than 1

| | | |
|------------------------------------|----|-------|
| Hillary Clinton | 49 | 33.79 |
| Roque Rocky De La Fuente | 0 | |
| Martin J. O'Malley | 0 | |
| Bernie Sanders. | 94 | 64.83 |
| Uncommitted. | 2 | 1.38 |
| WRITE-IN. | 0 | |

PRECINCT REPORT

IONIA COUNTY
2016 PRESIDENTIAL ELECTION
MARCH 8, 2016
Republican

RUN DATE:03/21/16 01:44 PM

0004 Boston Township, Pct 3

VOTES PERCENT

PRESIDENT OF THE UNITED STATES CONGRESSIONAL

Vote for not more than 1

| | | |
|---------------------------|-----|-------|
| Jeb Bush. | 2 | .72 |
| Ben Carson | 6 | 2.17 |
| Chris Christie. | 0 | |
| Ted Cruz. | 104 | 37.68 |
| Carly Fiorina | 1 | .36 |
| Lindsey Graham. | 0 | |
| Mike Huckabee | 2 | .72 |
| John R. Kasich. | 48 | 17.39 |
| George Pataki | 0 | |
| Rand Paul | 1 | .36 |
| Marco Rubio. | 24 | 8.70 |
| Rick Santorum | 0 | |
| Donald J. Trump | 83 | 30.07 |
| Uncommitted. | 4 | 1.45 |
| WRITE-IN. | 1 | .36 |

PRECINCT REPORT

IONIA COUNTY
2016 PRESIDENTIAL ELECTION
MARCH 8, 2016
Democratic

RUN DATE:03/21/16 01:44 PM

0004 Boston Township, Pct 3

VOTES PERCENT

PRESIDENT OF THE UNITED STATES CONGRESSIONAL

Vote for not more than 1

| | | |
|------------------------------------|-----|-------|
| Hillary Clinton | 48 | 30.19 |
| Roque Rocky De La Fuente | 0 | |
| Martin J. O'Malley | 0 | |
| Bernie Sanders. | 109 | 68.55 |
| Uncommitted. | 2 | 1.26 |
| WRITE-IN. | 0 | |

PRECINCT REPORT

IONIA COUNTY
2016 PRESIDENTIAL ELECTION
MARCH 8, 2016
Republican

RUN DATE:03/21/16 01:44 PM

0005 Campbell Township, Pct 1

VOTES PERCENT

PRESIDENT OF THE UNITED STATES CONGRESSIONAL

Vote for not more than 1

| | | |
|---------------------------|-----|-------|
| Jeb Bush. | 2 | .41 |
| Ben Carson | 6 | 1.23 |
| Chris Christie. | 0 | |
| Ted Cruz. | 211 | 43.15 |
| Carly Fiorina | 0 | |
| Lindsey Graham. | 0 | |
| Mike Huckabee | 3 | .61 |
| John R. Kasich. | 90 | 18.40 |
| George Pataki | 0 | |
| Rand Paul | 1 | .20 |
| Marco Rubio. | 36 | 7.36 |
| Rick Santorum | 1 | .20 |
| Donald J. Trump | 135 | 27.61 |
| Uncommitted. | 4 | .82 |
| WRITE-IN. | 0 | |

PRECINCT REPORT

IONIA COUNTY
 2016 PRESIDENTIAL ELECTION
 MARCH 8, 2016
 Democratic

RUN DATE:03/21/16 01:44 PM

0005 Campbell Township, Pct 1

VOTES PERCENT

PRESIDENT OF THE UNITED STATES CONGRESSIONAL

Vote for not more than 1

| | | |
|------------------------------------|----|-------|
| Hillary Clinton | 29 | 22.48 |
| Roque Rocky De La Fuente | 1 | .78 |
| Martin J. O'Malley | 0 | |
| Bernie Sanders. | 99 | 76.74 |
| Uncommitted. | 0 | |
| WRITE-IN. | 0 | |

PRECINCT REPORT

IONIA COUNTY
2016 PRESIDENTIAL ELECTION
MARCH 8, 2016
Republican

RUN DATE:03/21/16 01:44 PM

0006 Danby Township, Pct 1

VOTES PERCENT

PRESIDENT OF THE UNITED STATES CONGRESSIONAL

Vote for not more than 1

| | | |
|---------------------------|-----|-------|
| Jeb Bush. | 2 | .42 |
| Ben Carson | 6 | 1.26 |
| Chris Christie. | 1 | .21 |
| Ted Cruz. | 115 | 24.21 |
| Carly Fiorina | 2 | .42 |
| Lindsey Graham. | 1 | .21 |
| Mike Huckabee | 1 | .21 |
| John R. Kasich. | 131 | 27.58 |
| George Pataki | 0 | |
| Rand Paul | 5 | 1.05 |
| Marco Rubio. | 37 | 7.79 |
| Rick Santorum | 0 | |
| Donald J. Trump | 171 | 36.00 |
| Uncommitted. | 3 | .63 |
| WRITE-IN. | 0 | |

PRECINCT REPORT

RUN DATE:03/21/16 01:44 PM

0006 Danby Township, Pct 1

IONIA COUNTY
2016 PRESIDENTIAL ELECTION
MARCH 8, 2016
Democratic

VOTES PERCENT

PRESIDENT OF THE UNITED STATES CONGRESSIONAL

Vote for not more than 1

| | | |
|------------------------------------|-----|-------|
| Hillary Clinton | 81 | 36.00 |
| Roque Rocky De La Fuente | 0 | |
| Martin J. O'Malley | 2 | .89 |
| Bernie Sanders. | 140 | 62.22 |
| Uncommitted. | 2 | .89 |
| WRITE-IN. | 0 | |

PRECINCT REPORT

IONIA COUNTY
2016 PRESIDENTIAL ELECTION
MARCH 8, 2016
Republican

RUN DATE:03/21/16 01:44 PM

0007 Easton Township, Pct 1

VOTES PERCENT

PRESIDENT OF THE UNITED STATES CONGRESSIONAL

Vote for not more than 1

| | | |
|---------------------------|----|-------|
| Jeb Bush. | 2 | .90 |
| Ben Carson | 3 | 1.35 |
| Chris Christie. | 0 | |
| Ted Cruz. | 44 | 19.73 |
| Carly Fiorina | 0 | |
| Lindsey Graham. | 0 | |
| Mike Huckabee | 0 | |
| John R. Kasich. | 57 | 25.56 |
| George Pataki | 0 | |
| Rand Paul | 0 | |
| Marco Rubio. | 19 | 8.52 |
| Rick Santorum | 1 | .45 |
| Donald J. Trump | 92 | 41.26 |
| Uncommitted. | 5 | 2.24 |
| WRITE-IN. | 0 | |

PRECINCT REPORT

RUN DATE:03/21/16 01:44 PM

0007 Easton Township, Pct 1

IONIA COUNTY
2016 PRESIDENTIAL ELECTION
MARCH 8, 2016
Democratic

VOTES PERCENT

PRESIDENT OF THE UNITED STATES CONGRESSIONAL

Vote for not more than 1

| | | |
|------------------------------------|----|-------|
| Hillary Clinton | 36 | 34.62 |
| Roque Rocky De La Fuente | 0 | |
| Martin J. O'Malley | 0 | |
| Bernie Sanders. | 67 | 64.42 |
| Uncommitted. | 1 | .96 |
| WRITE-IN. | 0 | |

PRECINCT REPORT

IONIA COUNTY
2016 PRESIDENTIAL ELECTION
MARCH 8, 2016
Republican

RUN DATE:03/21/16 01:44 PM

0008 Easton Township, Pct 2

VOTES PERCENT

PRESIDENT OF THE UNITED STATES CONGRESSIONAL

Vote for not more than 1

| | | |
|---------------------------|----|-------|
| Jeb Bush. | 4 | 2.13 |
| Ben Carson | 2 | 1.06 |
| Chris Christie. | 0 | |
| Ted Cruz. | 51 | 27.13 |
| Carly Fiorina | 1 | .53 |
| Lindsey Graham. | 0 | |
| Mike Huckabee | 0 | |
| John R. Kasich. | 43 | 22.87 |
| George Pataki | 0 | |
| Rand Paul | 0 | |
| Marco Rubio. | 16 | 8.51 |
| Rick Santorum | 0 | |
| Donald J. Trump | 68 | 36.17 |
| Uncommitted. | 3 | 1.60 |
| WRITE-IN. | 0 | |

PRECINCT REPORT

RUN DATE:03/21/16 01:44 PM

0008 Easton Township, Pct 2

IONIA COUNTY
2016 PRESIDENTIAL ELECTION
MARCH 8, 2016
Democratic

VOTES PERCENT

PRESIDENT OF THE UNITED STATES CONGRESSIONAL

Vote for not more than 1

| | | |
|------------------------------------|----|-------|
| Hillary Clinton | 45 | 32.14 |
| Roque Rocky De La Fuente | 0 | |
| Martin J. O'Malley | 0 | |
| Bernie Sanders. | 89 | 63.57 |
| Uncommitted. | 6 | 4.29 |
| WRITE-IN. | 0 | |

PRECINCT REPORT

IONIA COUNTY
2016 PRESIDENTIAL ELECTION
MARCH 8, 2016
Republican

RUN DATE:03/21/16 01:44 PM

0009 Ionia Township, Pct 1

VOTES PERCENT

PRESIDENT OF THE UNITED STATES CONGRESSIONAL

Vote for not more than 1

| | | |
|---------------------------|-----|-------|
| Jeb Bush. | 2 | .51 |
| Ben Carson | 2 | .51 |
| Chris Christie. | 1 | .25 |
| Ted Cruz. | 125 | 31.57 |
| Carly Fiorina | 0 | |
| Lindsey Graham. | 0 | |
| Mike Huckabee | 0 | |
| John R. Kasich. | 93 | 23.48 |
| George Pataki | 0 | |
| Rand Paul | 2 | .51 |
| Marco Rubio. | 24 | 6.06 |
| Rick Santorum | 0 | |
| Donald J. Trump | 143 | 36.11 |
| Uncommitted. | 4 | 1.01 |
| WRITE-IN. | 0 | |

PRECINCT REPORT

IONIA COUNTY
2016 PRESIDENTIAL ELECTION
MARCH 8, 2016
Democratic

RUN DATE:03/21/16 01:44 PM

0009 Ionia Township, Pct 1

VOTES PERCENT

PRESIDENT OF THE UNITED STATES CONGRESSIONAL

Vote for not more than 1

| | | |
|------------------------------------|-----|-------|
| Hillary Clinton | 98 | 40.50 |
| Roque Rocky De La Fuente | 0 | |
| Martin J. O'Malley | 0 | |
| Bernie Sanders. | 139 | 57.44 |
| Uncommitted. | 5 | 2.07 |
| WRITE-IN. | 0 | |

PRECINCT REPORT

IONIA COUNTY
2016 PRESIDENTIAL ELECTION
MARCH 8, 2016
Republican

RUN DATE:03/21/16 01:44 PM

0010 Keene Township, Pct 1

VOTES PERCENT

PRESIDENT OF THE UNITED STATES CONGRESSIONAL

Vote for not more than 1

| | | |
|---------------------------|-----|-------|
| Jeb Bush. | 8 | 2.44 |
| Ben Carson | 5 | 1.52 |
| Chris Christie. | 2 | .61 |
| Ted Cruz. | 108 | 32.93 |
| Carly Fiorina | 0 | |
| Lindsey Graham. | 0 | |
| Mike Huckabee | 1 | .30 |
| John R. Kasich. | 58 | 17.68 |
| George Pataki | 0 | |
| Rand Paul | 1 | .30 |
| Marco Rubio. | 18 | 5.49 |
| Rick Santorum | 2 | .61 |
| Donald J. Trump | 123 | 37.50 |
| Uncommitted. | 2 | .61 |
| WRITE-IN. | 0 | |

PRECINCT REPORT

IONIA COUNTY
2016 PRESIDENTIAL ELECTION
MARCH 8, 2016
Democratic

RUN DATE:03/21/16 01:44 PM

0010 Keene Township, Pct 1

VOTES PERCENT

PRESIDENT OF THE UNITED STATES CONGRESSIONAL

Vote for not more than 1

| | | |
|------------------------------------|----|-------|
| Hillary Clinton | 32 | 25.00 |
| Roque Rocky De La Fuente | 0 | |
| Martin J. O'Malley | 0 | |
| Bernie Sanders. | 95 | 74.22 |
| Uncommitted. | 1 | .78 |
| WRITE-IN. | 0 | |

PRECINCT REPORT

IONIA COUNTY
2016 PRESIDENTIAL ELECTION
MARCH 8, 2016
Republican

RUN DATE:03/21/16 01:44 PM

0011 Lyons Township, Pct 1

VOTES PERCENT

PRESIDENT OF THE UNITED STATES CONGRESSIONAL

Vote for not more than 1

| | | |
|---------------------------|----|-------|
| Jeb Bush. | 2 | 1.26 |
| Ben Carson | 2 | 1.26 |
| Chris Christie. | 1 | .63 |
| Ted Cruz. | 42 | 26.42 |
| Carly Fiorina | 0 | |
| Lindsey Graham. | 0 | |
| Mike Huckabee | 0 | |
| John R. Kasich. | 23 | 14.47 |
| George Pataki | 0 | |
| Rand Paul | 1 | .63 |
| Marco Rubio. | 11 | 6.92 |
| Rick Santorum | 0 | |
| Donald J. Trump | 74 | 46.54 |
| Uncommitted. | 3 | 1.89 |
| WRITE-IN. | 0 | |

PRECINCT REPORT

IONIA COUNTY
2016 PRESIDENTIAL ELECTION
MARCH 8, 2016
Democratic

RUN DATE:03/21/16 01:44 PM

0011 Lyons Township, Pct 1

VOTES PERCENT

PRESIDENT OF THE UNITED STATES CONGRESSIONAL

Vote for not more than 1

| | | |
|------------------------------------|----|-------|
| Hillary Clinton | 49 | 40.83 |
| Roque Rocky De La Fuente | 0 | |
| Martin J. O'Malley | 1 | .83 |
| Bernie Sanders. | 66 | 55.00 |
| Uncommitted. | 4 | 3.33 |
| WRITE-IN. | 0 | |

PRECINCT REPORT

IONIA COUNTY
2016 PRESIDENTIAL ELECTION
MARCH 8, 2016
Republican

RUN DATE:03/21/16 01:44 PM

0012 Lyons Township, Pct 2

VOTES PERCENT

PRESIDENT OF THE UNITED STATES CONGRESSIONAL

Vote for not more than 1

| | | |
|---------------------------|----|-------|
| Jeb Bush. | 2 | .85 |
| Ben Carson | 4 | 1.70 |
| Chris Christie. | 1 | .43 |
| Ted Cruz. | 93 | 39.57 |
| Carly Fiorina | 0 | |
| Lindsey Graham. | 1 | .43 |
| Mike Huckabee | 2 | .85 |
| John R. Kasich. | 50 | 21.28 |
| George Pataki | 0 | |
| Rand Paul | 1 | .43 |
| Marco Rubio. | 20 | 8.51 |
| Rick Santorum | 1 | .43 |
| Donald J. Trump | 51 | 21.70 |
| Uncommitted. | 9 | 3.83 |
| WRITE-IN. | 0 | |

PRECINCT REPORT

IONIA COUNTY
2016 PRESIDENTIAL ELECTION
MARCH 8, 2016
Democratic

RUN DATE:03/21/16 01:44 PM

0012 Lyons Township, Pct 2

VOTES PERCENT

PRESIDENT OF THE UNITED STATES CONGRESSIONAL

Vote for not more than 1

| | | |
|------------------------------------|----|-------|
| Hillary Clinton | 27 | 33.75 |
| Roque Rocky De La Fuente | 0 | |
| Martin J. O'Malley | 0 | |
| Bernie Sanders. | 51 | 63.75 |
| Uncommitted. | 2 | 2.50 |
| WRITE-IN. | 0 | |

PRECINCT REPORT

IONIA COUNTY
2016 PRESIDENTIAL ELECTION
MARCH 8, 2016
Republican

RUN DATE:03/21/16 01:44 PM

0013 Lyons Township, Pct 3

VOTES PERCENT

PRESIDENT OF THE UNITED STATES CONGRESSIONAL

Vote for not more than 1

| | | |
|---------------------------|----|-------|
| Jeb Bush. | 2 | 2.00 |
| Ben Carson | 3 | 3.00 |
| Chris Christie. | 1 | 1.00 |
| Ted Cruz. | 20 | 20.00 |
| Carly Fiorina | 0 | |
| Lindsey Graham. | 0 | |
| Mike Huckabee | 0 | |
| John R. Kasich. | 24 | 24.00 |
| George Pataki | 0 | |
| Rand Paul | 0 | |
| Marco Rubio. | 9 | 9.00 |
| Rick Santorum | 0 | |
| Donald J. Trump | 37 | 37.00 |
| Uncommitted. | 4 | 4.00 |
| WRITE-IN. | 0 | |

PRECINCT REPORT

IONIA COUNTY
2016 PRESIDENTIAL ELECTION
MARCH 8, 2016
Democratic

RUN DATE:03/21/16 01:44 PM

0013 Lyons Township, Pct 3

VOTES PERCENT

PRESIDENT OF THE UNITED STATES CONGRESSIONAL

Vote for not more than 1

| | | |
|------------------------------------|----|-------|
| Hillary Clinton | 30 | 36.14 |
| Roque Rocky De La Fuente | 1 | 1.20 |
| Martin J. O'Malley | 1 | 1.20 |
| Bernie Sanders. | 50 | 60.24 |
| Uncommitted. | 1 | 1.20 |
| WRITE-IN. | 0 | |

PRECINCT REPORT

IONIA COUNTY
2016 PRESIDENTIAL ELECTION
MARCH 8, 2016
Republican

RUN DATE:03/21/16 01:44 PM

0014 North Plains Twp, Pct 1

VOTES PERCENT

PRESIDENT OF THE UNITED STATES CONGRESSIONAL

Vote for not more than 1

| | | |
|---------------------------|----|-------|
| Jeb Bush. | 1 | .82 |
| Ben Carson | 2 | 1.64 |
| Chris Christie. | 0 | |
| Ted Cruz. | 26 | 21.31 |
| Carly Fiorina | 0 | |
| Lindsey Graham. | 0 | |
| Mike Huckabee | 0 | |
| John R. Kasich. | 19 | 15.57 |
| George Pataki | 0 | |
| Rand Paul | 0 | |
| Marco Rubio. | 6 | 4.92 |
| Rick Santorum | 0 | |
| Donald J. Trump | 67 | 54.92 |
| Uncommitted. | 1 | .82 |
| WRITE-IN. | 0 | |

PRECINCT REPORT

IONIA COUNTY
2016 PRESIDENTIAL ELECTION
MARCH 8, 2016
Democratic

RUN DATE:03/21/16 01:44 PM

0014 North Plains Twp, Pct 1

VOTES PERCENT

PRESIDENT OF THE UNITED STATES CONGRESSIONAL

Vote for not more than 1

| | | |
|------------------------------------|----|-------|
| Hillary Clinton | 37 | 42.53 |
| Roque Rocky De La Fuente | 0 | |
| Martin J. O'Malley | 2 | 2.30 |
| Bernie Sanders. | 48 | 55.17 |
| Uncommitted. | 0 | |
| WRITE-IN. | 0 | |

PRECINCT REPORT

IONIA COUNTY
2016 PRESIDENTIAL ELECTION
MARCH 8, 2016
Republican

RUN DATE:03/21/16 01:44 PM

0015 Odessa Township, Pct 1

VOTES PERCENT

PRESIDENT OF THE UNITED STATES CONGRESSIONAL

Vote for not more than 1

| | | |
|---------------------------|----|-------|
| Jeb Bush. | 2 | .87 |
| Ben Carson | 14 | 6.06 |
| Chris Christie. | 0 | |
| Ted Cruz. | 76 | 32.90 |
| Carly Fiorina | 0 | |
| Lindsey Graham. | 0 | |
| Mike Huckabee | 0 | |
| John R. Kasich. | 46 | 19.91 |
| George Pataki | 0 | |
| Rand Paul | 0 | |
| Marco Rubio. | 29 | 12.55 |
| Rick Santorum | 0 | |
| Donald J. Trump | 57 | 24.68 |
| Uncommitted. | 7 | 3.03 |
| WRITE-IN. | 0 | |

PRECINCT REPORT

IONIA COUNTY
2016 PRESIDENTIAL ELECTION
MARCH 8, 2016
Democratic

RUN DATE:03/21/16 01:44 PM

0015 Odessa Township, Pct 1

VOTES PERCENT

PRESIDENT OF THE UNITED STATES CONGRESSIONAL

Vote for not more than 1

| | | |
|------------------------------------|-----|-------|
| Hillary Clinton | 49 | 29.34 |
| Roque Rocky De La Fuente | 0 | |
| Martin J. O'Malley | 0 | |
| Bernie Sanders. | 116 | 69.46 |
| Uncommitted. | 2 | 1.20 |
| WRITE-IN. | 0 | |

PRECINCT REPORT

IONIA COUNTY
2016 PRESIDENTIAL ELECTION
MARCH 8, 2016
Republican

RUN DATE:03/21/16 01:44 PM

0016 Odessa Township, Pct 2

VOTES PERCENT

PRESIDENT OF THE UNITED STATES CONGRESSIONAL

Vote for not more than 1

| | | |
|---------------------------|-----|-------|
| Jeb Bush. | 3 | .86 |
| Ben Carson | 2 | .58 |
| Chris Christie. | 1 | .29 |
| Ted Cruz. | 140 | 40.35 |
| Carly Fiorina | 0 | |
| Lindsey Graham. | 0 | |
| Mike Huckabee | 1 | .29 |
| John R. Kasich. | 71 | 20.46 |
| George Pataki | 0 | |
| Rand Paul | 0 | |
| Marco Rubio. | 28 | 8.07 |
| Rick Santorum | 0 | |
| Donald J. Trump | 95 | 27.38 |
| Uncommitted. | 6 | 1.73 |
| WRITE-IN. | 0 | |

PRECINCT REPORT

IONIA COUNTY
2016 PRESIDENTIAL ELECTION
MARCH 8, 2016
Democratic

RUN DATE:03/21/16 01:44 PM

0016 Odessa Township, Pct 2

VOTES PERCENT

PRESIDENT OF THE UNITED STATES CONGRESSIONAL

Vote for not more than 1

| | | |
|------------------------------------|----|-------|
| Hillary Clinton | 45 | 39.82 |
| Roque Rocky De La Fuente | 0 | |
| Martin J. O'Malley | 0 | |
| Bernie Sanders. | 65 | 57.52 |
| Uncommitted. | 3 | 2.65 |
| WRITE-IN. | 0 | |

PRECINCT REPORT

IONIA COUNTY
2016 PRESIDENTIAL ELECTION
MARCH 8, 2016
Republican

RUN DATE:03/21/16 01:44 PM

0017 Orange Township, Pct 1

VOTES PERCENT

PRESIDENT OF THE UNITED STATES CONGRESSIONAL

Vote for not more than 1

| | | |
|---------------------------|----|-------|
| Jeb Bush. | 4 | 2.11 |
| Ben Carson | 2 | 1.05 |
| Chris Christie. | 0 | |
| Ted Cruz. | 56 | 29.47 |
| Carly Fiorina | 2 | 1.05 |
| Lindsey Graham. | 0 | |
| Mike Huckabee | 2 | 1.05 |
| John R. Kasich. | 40 | 21.05 |
| George Pataki | 0 | |
| Rand Paul | 0 | |
| Marco Rubio. | 18 | 9.47 |
| Rick Santorum | 0 | |
| Donald J. Trump | 65 | 34.21 |
| Uncommitted. | 1 | .53 |
| WRITE-IN. | 0 | |

PRECINCT REPORT

IONIA COUNTY
2016 PRESIDENTIAL ELECTION
MARCH 8, 2016
Democratic

RUN DATE:03/21/16 01:44 PM

0017 Orange Township, Pct 1

VOTES PERCENT

PRESIDENT OF THE UNITED STATES CONGRESSIONAL

Vote for not more than 1

| | | |
|------------------------------------|----|-------|
| Hillary Clinton | 42 | 44.68 |
| Roque Rocky De La Fuente | 0 | |
| Martin J. O'Malley | 0 | |
| Bernie Sanders. | 51 | 54.26 |
| Uncommitted. | 1 | 1.06 |
| WRITE-IN. | 0 | |

PRECINCT REPORT

IONIA COUNTY
2016 PRESIDENTIAL ELECTION
MARCH 8, 2016
Republican

RUN DATE:03/21/16 01:44 PM

0018 Orleans Township, Pct 1

VOTES PERCENT

PRESIDENT OF THE UNITED STATES CONGRESSIONAL

Vote for not more than 1

| | | |
|---------------------------|-----|-------|
| Jeb Bush. | 5 | 1.48 |
| Ben Carson | 4 | 1.19 |
| Chris Christie. | 0 | |
| Ted Cruz. | 84 | 24.93 |
| Carly Fiorina | 0 | |
| Lindsey Graham. | 0 | |
| Mike Huckabee | 1 | .30 |
| John R. Kasich. | 69 | 20.47 |
| George Pataki | 0 | |
| Rand Paul | 1 | .30 |
| Marco Rubio. | 23 | 6.82 |
| Rick Santorum | 0 | |
| Donald J. Trump | 143 | 42.43 |
| Uncommitted. | 7 | 2.08 |
| WRITE-IN. | 0 | |

PRECINCT REPORT

IONIA COUNTY
2016 PRESIDENTIAL ELECTION
MARCH 8, 2016
Democratic

RUN DATE:03/21/16 01:44 PM

0018 Orleans Township, Pct 1

VOTES PERCENT

PRESIDENT OF THE UNITED STATES CONGRESSIONAL

Vote for not more than 1

| | | |
|------------------------------------|----|-------|
| Hillary Clinton | 44 | 30.34 |
| Roque Rocky De La Fuente | 0 | |
| Martin J. O'Malley | 0 | |
| Bernie Sanders. | 99 | 68.28 |
| Uncommitted. | 2 | 1.38 |
| WRITE-IN. | 0 | |

PRECINCT REPORT

IONIA COUNTY
2016 PRESIDENTIAL ELECTION
MARCH 8, 2016
Republican

RUN DATE:03/21/16 01:44 PM

0019 Otisco Township, Pct 1

VOTES PERCENT

PRESIDENT OF THE UNITED STATES CONGRESSIONAL

Vote for not more than 1

| | | |
|---------------------------|-----|-------|
| Jeb Bush. | 1 | .26 |
| Ben Carson | 12 | 3.14 |
| Chris Christie. | 0 | |
| Ted Cruz. | 149 | 39.01 |
| Carly Fiorina | 0 | |
| Lindsey Graham. | 0 | |
| Mike Huckabee | 0 | |
| John R. Kasich. | 47 | 12.30 |
| George Pataki | 0 | |
| Rand Paul | 2 | .52 |
| Marco Rubio. | 25 | 6.54 |
| Rick Santorum | 0 | |
| Donald J. Trump | 141 | 36.91 |
| Uncommitted. | 5 | 1.31 |
| WRITE-IN. | 0 | |

PRECINCT REPORT

IONIA COUNTY
2016 PRESIDENTIAL ELECTION
MARCH 8, 2016
Democratic

RUN DATE:03/21/16 01:44 PM

0019 Otisco Township, Pct 1

VOTES PERCENT

PRESIDENT OF THE UNITED STATES CONGRESSIONAL

Vote for not more than 1

| | | |
|------------------------------------|-----|-------|
| Hillary Clinton | 67 | 35.08 |
| Roque Rocky De La Fuente | 0 | |
| Martin J. O'Malley | 0 | |
| Bernie Sanders. | 119 | 62.30 |
| Uncommitted. | 5 | 2.62 |
| WRITE-IN. | 0 | |

PRECINCT REPORT

IONIA COUNTY
2016 PRESIDENTIAL ELECTION
MARCH 8, 2016
Republican

RUN DATE:03/21/16 01:44 PM

0020 Portland Township, Pct 1

VOTES PERCENT

PRESIDENT OF THE UNITED STATES CONGRESSIONAL

Vote for not more than 1

| | | |
|---------------------------|-----|-------|
| Jeb Bush. | 4 | .74 |
| Ben Carson | 1 | .19 |
| Chris Christie. | 1 | .19 |
| Ted Cruz. | 144 | 26.67 |
| Carly Fiorina | 0 | |
| Lindsey Graham. | 0 | |
| Mike Huckabee | 3 | .56 |
| John R. Kasich. | 192 | 35.56 |
| George Pataki | 0 | |
| Rand Paul | 3 | .56 |
| Marco Rubio. | 59 | 10.93 |
| Rick Santorum | 0 | |
| Donald J. Trump | 122 | 22.59 |
| Uncommitted. | 11 | 2.04 |
| WRITE-IN. | 0 | |

PRECINCT REPORT

IONIA COUNTY
2016 PRESIDENTIAL ELECTION
MARCH 8, 2016
Democratic

RUN DATE:03/21/16 01:44 PM

0020 Portland Township, Pct 1

VOTES PERCENT

PRESIDENT OF THE UNITED STATES CONGRESSIONAL

Vote for not more than 1

| | | |
|------------------------------------|-----|-------|
| Hillary Clinton | 78 | 32.10 |
| Roque Rocky De La Fuente | 0 | |
| Martin J. O'Malley | 1 | .41 |
| Bernie Sanders. | 163 | 67.08 |
| Uncommitted. | 1 | .41 |
| WRITE-IN. | 0 | |

PRECINCT REPORT

IONIA COUNTY
2016 PRESIDENTIAL ELECTION
MARCH 8, 2016
Republican

RUN DATE:03/21/16 01:44 PM

0021 Ronald Township, Pct 1

VOTES PERCENT

PRESIDENT OF THE UNITED STATES CONGRESSIONAL

Vote for not more than 1

| | | |
|---------------------------|-----|-------|
| Jeb Bush. | 1 | .38 |
| Ben Carson | 0 | |
| Chris Christie. | 0 | |
| Ted Cruz. | 72 | 27.38 |
| Carly Fiorina | 1 | .38 |
| Lindsey Graham. | 0 | |
| Mike Huckabee | 0 | |
| John R. Kasich. | 49 | 18.63 |
| George Pataki | 0 | |
| Rand Paul | 0 | |
| Marco Rubio. | 21 | 7.98 |
| Rick Santorum | 1 | .38 |
| Donald J. Trump | 115 | 43.73 |
| Uncommitted. | 3 | 1.14 |
| WRITE-IN. | 0 | |

PRECINCT REPORT

IONIA COUNTY
2016 PRESIDENTIAL ELECTION
MARCH 8, 2016
Democratic

RUN DATE:03/21/16 01:44 PM

0021 Ronald Township, Pct 1

VOTES PERCENT

PRESIDENT OF THE UNITED STATES CONGRESSIONAL

Vote for not more than 1

| | | |
|------------------------------------|----|-------|
| Hillary Clinton | 63 | 41.72 |
| Roque Rocky De La Fuente | 0 | |
| Martin J. O'Malley | 2 | 1.32 |
| Bernie Sanders. | 82 | 54.30 |
| Uncommitted. | 4 | 2.65 |
| WRITE-IN. | 0 | |

PRECINCT REPORT

IONIA COUNTY
2016 PRESIDENTIAL ELECTION
MARCH 8, 2016
Republican

RUN DATE:03/21/16 01:44 PM

0022 Sebewa Township, Pct 1

VOTES PERCENT

PRESIDENT OF THE UNITED STATES CONGRESSIONAL

Vote for not more than 1

| | | |
|---------------------------|----|-------|
| Jeb Bush. | 2 | .95 |
| Ben Carson | 1 | .47 |
| Chris Christie. | 1 | .47 |
| Ted Cruz. | 82 | 38.86 |
| Carly Fiorina | 0 | |
| Lindsey Graham. | 0 | |
| Mike Huckabee | 0 | |
| John R. Kasich. | 36 | 17.06 |
| George Pataki | 0 | |
| Rand Paul | 0 | |
| Marco Rubio. | 12 | 5.69 |
| Rick Santorum | 0 | |
| Donald J. Trump | 73 | 34.60 |
| Uncommitted. | 4 | 1.90 |
| WRITE-IN. | 0 | |

PRECINCT REPORT

IONIA COUNTY
2016 PRESIDENTIAL ELECTION
MARCH 8, 2016
Democratic

RUN DATE:03/21/16 01:44 PM

0022 Sebewa Township, Pct 1

VOTES PERCENT

PRESIDENT OF THE UNITED STATES CONGRESSIONAL

Vote for not more than 1

| | | |
|------------------------------------|----|-------|
| Hillary Clinton | 23 | 30.67 |
| Roque Rocky De La Fuente | 0 | |
| Martin J. O'Malley | 0 | |
| Bernie Sanders. | 47 | 62.67 |
| Uncommitted. | 5 | 6.67 |
| WRITE-IN. | 0 | |

PRECINCT REPORT

IONIA COUNTY
2016 PRESIDENTIAL ELECTION
MARCH 8, 2016
Republican

RUN DATE:03/21/16 01:44 PM

0023 City of Belding, Pct 1

VOTES PERCENT

PRESIDENT OF THE UNITED STATES CONGRESSIONAL

Vote for not more than 1

| | | |
|---------------------------|----|-------|
| Jeb Bush. | 1 | .42 |
| Ben Carson | 5 | 2.08 |
| Chris Christie. | 0 | |
| Ted Cruz. | 86 | 35.83 |
| Carly Fiorina | 0 | |
| Lindsey Graham. | 0 | |
| Mike Huckabee | 1 | .42 |
| John R. Kasich. | 46 | 19.17 |
| George Pataki | 0 | |
| Rand Paul | 1 | .42 |
| Marco Rubio. | 20 | 8.33 |
| Rick Santorum | 0 | |
| Donald J. Trump | 79 | 32.92 |
| Uncommitted. | 1 | .42 |
| WRITE-IN. | 0 | |

PRECINCT REPORT

IONIA COUNTY
2016 PRESIDENTIAL ELECTION
MARCH 8, 2016
Democratic

RUN DATE:03/21/16 01:44 PM

0023 City of Belding, Pct 1

VOTES PERCENT

PRESIDENT OF THE UNITED STATES CONGRESSIONAL

Vote for not more than 1

| | | |
|------------------------------------|----|-------|
| Hillary Clinton | 46 | 33.82 |
| Roque Rocky De La Fuente | 0 | |
| Martin J. O'Malley | 0 | |
| Bernie Sanders. | 90 | 66.18 |
| Uncommitted. | 0 | |
| WRITE-IN. | 0 | |

PRECINCT REPORT

IONIA COUNTY
2016 PRESIDENTIAL ELECTION
MARCH 8, 2016
Republican

RUN DATE:03/21/16 01:44 PM

0024 City of Belding, Pct 2

VOTES PERCENT

PRESIDENT OF THE UNITED STATES CONGRESSIONAL

Vote for not more than 1

| | | |
|---------------------------|----|-------|
| Jeb Bush. | 0 | |
| Ben Carson | 2 | 1.05 |
| Chris Christie. | 0 | |
| Ted Cruz. | 64 | 33.68 |
| Carly Fiorina | 0 | |
| Lindsey Graham. | 0 | |
| Mike Huckabee | 1 | .53 |
| John R. Kasich. | 39 | 20.53 |
| George Pataki | 0 | |
| Rand Paul | 2 | 1.05 |
| Marco Rubio. | 17 | 8.95 |
| Rick Santorum | 0 | |
| Donald J. Trump | 63 | 33.16 |
| Uncommitted. | 2 | 1.05 |
| WRITE-IN. | 0 | |

PRECINCT REPORT

RUN DATE:03/21/16 01:44 PM

0024 City of Belding, Pct 2

IONIA COUNTY
2016 PRESIDENTIAL ELECTION
MARCH 8, 2016
Democratic

VOTES PERCENT

PRESIDENT OF THE UNITED STATES CONGRESSIONAL

Vote for not more than 1

| | | |
|------------------------------------|----|-------|
| Hillary Clinton | 41 | 34.17 |
| Roque Rocky De La Fuente | 1 | .83 |
| Martin J. O'Malley | 1 | .83 |
| Bernie Sanders. | 76 | 63.33 |
| Uncommitted. | 1 | .83 |
| WRITE-IN. | 0 | |

PRECINCT REPORT

IONIA COUNTY
2016 PRESIDENTIAL ELECTION
MARCH 8, 2016
Republican

RUN DATE:03/21/16 01:44 PM

0025 City of Belding, Pct 3

VOTES PERCENT

PRESIDENT OF THE UNITED STATES CONGRESSIONAL

Vote for not more than 1

| | | |
|---------------------------|----|-------|
| Jeb Bush. | 2 | 1.36 |
| Ben Carson | 3 | 2.04 |
| Chris Christie. | 0 | |
| Ted Cruz. | 52 | 35.37 |
| Carly Fiorina | 0 | |
| Lindsey Graham. | 0 | |
| Mike Huckabee | 0 | |
| John R. Kasich. | 32 | 21.77 |
| George Pataki | 0 | |
| Rand Paul | 0 | |
| Marco Rubio. | 14 | 9.52 |
| Rick Santorum | 0 | |
| Donald J. Trump | 43 | 29.25 |
| Uncommitted. | 1 | .68 |
| WRITE-IN. | 0 | |

PRECINCT REPORT

IONIA COUNTY
2016 PRESIDENTIAL ELECTION
MARCH 8, 2016
Democratic

RUN DATE:03/21/16 01:44 PM

0025 City of Belding, Pct 3

VOTES PERCENT

PRESIDENT OF THE UNITED STATES CONGRESSIONAL

Vote for not more than 1

| | | |
|------------------------------------|----|-------|
| Hillary Clinton | 26 | 22.41 |
| Roque Rocky De La Fuente | 0 | |
| Martin J. O'Malley | 0 | |
| Bernie Sanders. | 89 | 76.72 |
| Uncommitted. | 1 | .86 |
| WRITE-IN. | 0 | |

PRECINCT REPORT

IONIA COUNTY
2016 PRESIDENTIAL ELECTION
MARCH 8, 2016
Republican

RUN DATE:03/21/16 01:44 PM

0026 City of Ionia, W1, Pct 1

VOTES PERCENT

PRESIDENT OF THE UNITED STATES CONGRESSIONAL

Vote for not more than 1

| | | |
|---------------------------|----|-------|
| Jeb Bush. | 1 | 1.15 |
| Ben Carson | 0 | |
| Chris Christie. | 1 | 1.15 |
| Ted Cruz. | 26 | 29.89 |
| Carly Fiorina | 0 | |
| Lindsey Graham. | 0 | |
| Mike Huckabee | 1 | 1.15 |
| John R. Kasich. | 17 | 19.54 |
| George Pataki | 0 | |
| Rand Paul | 1 | 1.15 |
| Marco Rubio. | 9 | 10.34 |
| Rick Santorum | 0 | |
| Donald J. Trump | 31 | 35.63 |
| Uncommitted. | 0 | |
| WRITE-IN. | 0 | |

PRECINCT REPORT

IONIA COUNTY
2016 PRESIDENTIAL ELECTION
MARCH 8, 2016
Democratic

RUN DATE:03/21/16 01:44 PM

0026 City of Ionia, W1, Pct 1

VOTES PERCENT

PRESIDENT OF THE UNITED STATES CONGRESSIONAL

Vote for not more than 1

| | | |
|------------------------------------|----|-------|
| Hillary Clinton | 41 | 31.06 |
| Roque Rocky De La Fuente | 0 | |
| Martin J. O'Malley | 0 | |
| Bernie Sanders. | 91 | 68.94 |
| Uncommitted. | 0 | |
| WRITE-IN. | 0 | |

PRECINCT REPORT

IONIA COUNTY
2016 PRESIDENTIAL ELECTION
MARCH 8, 2016
Republican

RUN DATE:03/21/16 01:44 PM

0027 City of Ionia, W2, Pct 2

VOTES PERCENT

PRESIDENT OF THE UNITED STATES CONGRESSIONAL

Vote for not more than 1

| | | |
|---------------------------|----|-------|
| Jeb Bush. | 0 | |
| Ben Carson | 3 | 3.37 |
| Chris Christie. | 0 | |
| Ted Cruz. | 19 | 21.35 |
| Carly Fiorina | 0 | |
| Lindsey Graham. | 0 | |
| Mike Huckabee | 0 | |
| John R. Kasich. | 11 | 12.36 |
| George Pataki | 0 | |
| Rand Paul | 0 | |
| Marco Rubio. | 2 | 2.25 |
| Rick Santorum | 0 | |
| Donald J. Trump | 52 | 58.43 |
| Uncommitted. | 2 | 2.25 |
| WRITE-IN. | 0 | |

PRECINCT REPORT

IONIA COUNTY
2016 PRESIDENTIAL ELECTION
MARCH 8, 2016
Democratic

RUN DATE:03/21/16 01:44 PM

0027 City of Ionia, W2, Pct 2

VOTES PERCENT

PRESIDENT OF THE UNITED STATES CONGRESSIONAL

Vote for not more than 1

| | | |
|------------------------------------|----|-------|
| Hillary Clinton | 34 | 31.78 |
| Roque Rocky De La Fuente | 0 | |
| Martin J. O'Malley | 1 | .93 |
| Bernie Sanders. | 72 | 67.29 |
| Uncommitted. | 0 | |
| WRITE-IN. | 0 | |

PRECINCT REPORT

IONIA COUNTY
2016 PRESIDENTIAL ELECTION
MARCH 8, 2016
Republican

RUN DATE:03/21/16 01:44 PM

0028 City of Ionia, W3, Pct 3

VOTES PERCENT

PRESIDENT OF THE UNITED STATES CONGRESSIONAL

Vote for not more than 1

| | | |
|---------------------------|----|-------|
| Jeb Bush. | 0 | |
| Ben Carson | 2 | 1.30 |
| Chris Christie. | 0 | |
| Ted Cruz. | 53 | 34.42 |
| Carly Fiorina | 0 | |
| Lindsey Graham. | 0 | |
| Mike Huckabee | 0 | |
| John R. Kasich. | 37 | 24.03 |
| George Pataki | 0 | |
| Rand Paul | 1 | .65 |
| Marco Rubio. | 19 | 12.34 |
| Rick Santorum | 0 | |
| Donald J. Trump | 39 | 25.32 |
| Uncommitted. | 1 | .65 |
| WRITE-IN. | 2 | 1.30 |

PRECINCT REPORT

IONIA COUNTY
2016 PRESIDENTIAL ELECTION
MARCH 8, 2016
Democratic

RUN DATE:03/21/16 01:44 PM

0028 City of Ionia, W3, Pct 3

VOTES PERCENT

PRESIDENT OF THE UNITED STATES CONGRESSIONAL

Vote for not more than 1

| | | |
|------------------------------------|----|-------|
| Hillary Clinton | 40 | 36.04 |
| Roque Rocky De La Fuente | 1 | .90 |
| Martin J. O'Malley | 0 | |
| Bernie Sanders. | 70 | 63.06 |
| Uncommitted. | 0 | |
| WRITE-IN. | 0 | |

PRECINCT REPORT

IONIA COUNTY
2016 PRESIDENTIAL ELECTION
MARCH 8, 2016
Republican

RUN DATE:03/21/16 01:44 PM

0029 City of Ionia, W4, Pct 4

VOTES PERCENT

PRESIDENT OF THE UNITED STATES CONGRESSIONAL

Vote for not more than 1

| | | |
|---------------------------|----|-------|
| Jeb Bush. | 1 | .75 |
| Ben Carson | 1 | .75 |
| Chris Christie. | 0 | |
| Ted Cruz. | 42 | 31.58 |
| Carly Fiorina | 0 | |
| Lindsey Graham. | 0 | |
| Mike Huckabee | 0 | |
| John R. Kasich. | 26 | 19.55 |
| George Pataki | 0 | |
| Rand Paul | 0 | |
| Marco Rubio. | 19 | 14.29 |
| Rick Santorum | 0 | |
| Donald J. Trump | 44 | 33.08 |
| Uncommitted. | 0 | |
| WRITE-IN. | 0 | |

PRECINCT REPORT

RUN DATE:03/21/16 01:44 PM

0029 City of Ionia, W4, Pct 4

IONIA COUNTY
2016 PRESIDENTIAL ELECTION
MARCH 8, 2016
Democratic

VOTES PERCENT

PRESIDENT OF THE UNITED STATES CONGRESSIONAL

Vote for not more than 1

| | | |
|------------------------------------|----|-------|
| Hillary Clinton | 39 | 35.14 |
| Roque Rocky De La Fuente | 0 | |
| Martin J. O'Malley | 1 | .90 |
| Bernie Sanders. | 71 | 63.96 |
| Uncommitted. | 0 | |
| WRITE-IN. | 0 | |

PRECINCT REPORT

IONIA COUNTY
2016 PRESIDENTIAL ELECTION
MARCH 8, 2016
Republican

RUN DATE:03/21/16 01:44 PM

0030 City of Portland, Pct 1

VOTES PERCENT

PRESIDENT OF THE UNITED STATES CONGRESSIONAL

Vote for not more than 1

| | | |
|---------------------------|----|-------|
| Jeb Bush. | 1 | .47 |
| Ben Carson | 6 | 2.79 |
| Chris Christie. | 0 | |
| Ted Cruz. | 72 | 33.49 |
| Carly Fiorina | 0 | |
| Lindsey Graham. | 0 | |
| Mike Huckabee | 1 | .47 |
| John R. Kasich. | 59 | 27.44 |
| George Pataki | 0 | |
| Rand Paul | 2 | .93 |
| Marco Rubio. | 23 | 10.70 |
| Rick Santorum | 0 | |
| Donald J. Trump | 47 | 21.86 |
| Uncommitted. | 4 | 1.86 |
| WRITE-IN. | 0 | |

PRECINCT REPORT

IONIA COUNTY
2016 PRESIDENTIAL ELECTION
MARCH 8, 2016
Democratic

RUN DATE:03/21/16 01:44 PM

0030 City of Portland, Pct 1

VOTES PERCENT

PRESIDENT OF THE UNITED STATES CONGRESSIONAL

Vote for not more than 1

| | | |
|------------------------------------|-----|-------|
| Hillary Clinton | 60 | 31.09 |
| Roque Rocky De La Fuente | 2 | 1.04 |
| Martin J. O'Malley | 0 | |
| Bernie Sanders. | 128 | 66.32 |
| Uncommitted. | 3 | 1.55 |
| WRITE-IN. | 0 | |

PRECINCT REPORT

IONIA COUNTY
2016 PRESIDENTIAL ELECTION
MARCH 8, 2016
Republican

RUN DATE:03/21/16 01:44 PM

0031 City of Portland, Pct 2

VOTES PERCENT

PRESIDENT OF THE UNITED STATES CONGRESSIONAL

Vote for not more than 1

| | | |
|---------------------------|----|-------|
| Jeb Bush. | 10 | 3.13 |
| Ben Carson | 4 | 1.25 |
| Chris Christie. | 0 | |
| Ted Cruz. | 87 | 27.27 |
| Carly Fiorina | 0 | |
| Lindsey Graham. | 1 | .31 |
| Mike Huckabee | 1 | .31 |
| John R. Kasich. | 98 | 30.72 |
| George Pataki | 0 | |
| Rand Paul | 0 | |
| Marco Rubio. | 40 | 12.54 |
| Rick Santorum | 0 | |
| Donald J. Trump | 76 | 23.82 |
| Uncommitted. | 2 | .63 |
| WRITE-IN. | 0 | |

PRECINCT REPORT

IONIA COUNTY
2016 PRESIDENTIAL ELECTION
MARCH 8, 2016
Democratic

RUN DATE:03/21/16 01:44 PM

0031 City of Portland, Pct 2

VOTES PERCENT

PRESIDENT OF THE UNITED STATES CONGRESSIONAL

Vote for not more than 1

| | | |
|------------------------------------|-----|-------|
| Hillary Clinton | 77 | 37.75 |
| Roque Rocky De La Fuente | 0 | |
| Martin J. O'Malley | 1 | .49 |
| Bernie Sanders. | 123 | 60.29 |
| Uncommitted. | 3 | 1.47 |
| WRITE-IN. | 0 | |

losco_March_2016_E

March 8, 2016

Summary Report

MI County

18 OUT OF 18 PRECINCTS-UNOFFICIAL

| | | | | | |
|--|--------|---------|---|-------|---------|
| Registration & Turnout | 20,924 | Voters | DEM - President of the United States (ci | 0/0 | 0.00% |
| Election Day Turnout | 0 | 0.00% | Bernie Sanders | 1,202 | 51.43% |
| Manual Entry Turnout | 0 | 0.00% | Uncommitted | 54 | 2.31% |
| SPR Host Turnout | 6,238 | 29.81% | | | |
| Clerk Pack Turnout | 0 | 0.00% | Total ... | 2,337 | 100.00% |
| Total ... | 6,238 | 29.81% | losco County Operation Millage Renewal | 0/0 | 0.00% |
| Non Partisan Registration & Turnout | 0 | Voters | YES | 4,776 | 79.34% |
| Election Day Turnout | 0 | 0.00% | NO | 1,244 | 20.66% |
| Manual Entry Turnout | 0 | 0.00% | Total ... | 6,020 | 100.00% |
| SPR Host Turnout | 108 | 0.00% | | | |
| Clerk Pack Turnout | 0 | 0.00% | | | |
| Total ... | 108 | 0.00% | | | |
| Republican Registration & Turnout | 0 | Voters | | | |
| Election Day Turnout | 0 | 0.00% | | | |
| Manual Entry Turnout | 0 | 0.00% | | | |
| SPR Host Turnout | 3,787 | 0.00% | | | |
| Clerk Pack Turnout | 0 | 0.00% | | | |
| Total ... | 3,787 | 0.00% | | | |
| Democratic Registration & Turnout | 0 | Voters | | | |
| Election Day Turnout | 0 | 0.00% | | | |
| Manual Entry Turnout | 0 | 0.00% | | | |
| SPR Host Turnout | 2,343 | 0.00% | | | |
| Clerk Pack Turnout | 0 | 0.00% | | | |
| Total ... | 2,343 | 0.00% | | | |
| REP - President of the United States | 0/0 | 0.00% | | | |
| Jeb Bush | 27 | 0.72% | | | |
| Ben Carson | 57 | 1.51% | | | |
| Chris Christie | 9 | 0.24% | | | |
| Ted Cruz | 676 | 17.91% | | | |
| Carly Fiorina | 1 | 0.03% | | | |
| Lindsey Graham | 1 | 0.03% | | | |
| Mike Huckabee | 9 | 0.24% | | | |
| John R. Kasich | 608 | 16.11% | | | |
| George Pataki | 3 | 0.08% | | | |
| Rand Paul | 10 | 0.26% | | | |
| Marco Rubio | 326 | 8.64% | | | |
| Rick Santorum | 6 | 0.16% | | | |
| Donald J. Trump | 1,973 | 52.26% | | | |
| Uncommitted | 69 | 1.83% | | | |
| Total ... | 3,775 | 100.00% | | | |
| DEM - President of the United States | 0/0 | 0.00% | | | |
| Hillary Clinton | 1,077 | 46.08% | | | |
| Roque Rocky De La Fuente | 1 | 0.04% | | | |
| Martin J. O'Malley | 3 | 0.13% | | | |

March 8, 2016

Precinct Report

MI County

18 OUT OF 18 PRECINCTS-UNOFFICIAL

Alabaster Township Precinct 1

Alabaster Township Precinct 1

| Registration & Turnout | | 420 | losco County Operation Millage Renewal | | |
|------------------------|-----|--------|--|----------|-------------|
| Election Day Turnout | 0 | 0.00% | YES | 120 | 86.96% |
| Manual Entry Turnout | 0 | 0.00% | NO | 18 | 13.04% |
| SPR Host Turnout | 139 | 33.10% | | Total... | 138 100.00% |
| Clerk Pack Turnout | 0 | 0.00% | | | |
| Total... | 139 | 33.10% | | | |

Non Partisan Registration & Turnout

0

| | | |
|----------------------|---|-------|
| Election Day Turnout | 0 | 0.00% |
| Manual Entry Turnout | 0 | 0.00% |
| SPR Host Turnout | 2 | 0.00% |
| Clerk Pack Turnout | 0 | 0.00% |
| Total... | 2 | 0.00% |

Republican Registration & Turnout

0

| | | |
|----------------------|----|-------|
| Election Day Turnout | 0 | 0.00% |
| Manual Entry Turnout | 0 | 0.00% |
| SPR Host Turnout | 96 | 0.00% |
| Clerk Pack Turnout | 0 | 0.00% |
| Total... | 96 | 0.00% |

Democratic Registration & Turnout

0

| | | |
|----------------------|----|-------|
| Election Day Turnout | 0 | 0.00% |
| Manual Entry Turnout | 0 | 0.00% |
| SPR Host Turnout | 41 | 0.00% |
| Clerk Pack Turnout | 0 | 0.00% |
| Total... | 41 | 0.00% |

REP - President of the United States

| | | |
|-----------------|----|--------|
| Jeb Bush | 0 | 0.00% |
| Ben Carson | 0 | 0.00% |
| Chris Christie | 1 | 1.04% |
| Ted Cruz | 19 | 19.79% |
| Carly Fiorina | 0 | 0.00% |
| Lindsey Graham | 0 | 0.00% |
| Mike Huckabee | 0 | 0.00% |
| John R. Kasich | 24 | 25.00% |
| George Pataki | 0 | 0.00% |
| Rand Paul | 0 | 0.00% |
| Marco Rubio | 5 | 5.21% |
| Rick Santorum | 0 | 0.00% |
| Donald J. Trump | 47 | 48.96% |
| Uncommitted | 0 | 0.00% |
| Total... | 96 | 0.00% |

DEM - President of the United States

| | | |
|--------------------------|----|---------|
| Hillary Clinton | 23 | 56.10% |
| Roque Rocky De La Fuente | 0 | 0.00% |
| Martin J. O'Malley | 0 | 0.00% |
| Bernie Sanders | 17 | 41.46% |
| Uncommitted | 1 | 2.44% |
| Total... | 41 | 100.00% |

March 8, 2016

Precinct Report

MI County

18 OUT OF 18 PRECINCTS-UNOFFICIAL

AuSable Township Precinct 1

AuSable Township Precinct 1

| Registration & Turnout | | 1,724 | losco County Operation Millage Renewal | | |
|------------------------|-----|--------|--|----------|-------------|
| Election Day Turnout | 0 | 0.00% | YES | 405 | 81.65% |
| Manual Entry Turnout | 0 | 0.00% | NO | 91 | 18.35% |
| SPR Host Turnout | 507 | 29.41% | | Total... | 496 100.00% |
| Clerk Pack Turnout | 0 | 0.00% | | | |
| Total... | 507 | 29.41% | | | |

Non Partisan Registration & Turnout

0

| | | |
|----------------------|----|-------|
| Election Day Turnout | 0 | 0.00% |
| Manual Entry Turnout | 0 | 0.00% |
| SPR Host Turnout | 12 | 0.00% |
| Clerk Pack Turnout | 0 | 0.00% |
| Total... | 12 | 0.00% |

Republican Registration & Turnout

0

| | | |
|----------------------|-----|-------|
| Election Day Turnout | 0 | 0.00% |
| Manual Entry Turnout | 0 | 0.00% |
| SPR Host Turnout | 293 | 0.00% |
| Clerk Pack Turnout | 0 | 0.00% |
| Total... | 293 | 0.00% |

Democratic Registration & Turnout

0

| | | |
|----------------------|-----|-------|
| Election Day Turnout | 0 | 0.00% |
| Manual Entry Turnout | 0 | 0.00% |
| SPR Host Turnout | 202 | 0.00% |
| Clerk Pack Turnout | 0 | 0.00% |
| Total... | 202 | 0.00% |

REP - President of the United States

| | | |
|-----------------|-----|---------|
| Jeb Bush | 1 | 0.34% |
| Ben Carson | 4 | 1.37% |
| Chris Christie | 1 | 0.34% |
| Ted Cruz | 52 | 17.75% |
| Carly Fiorina | 0 | 0.00% |
| Lindsey Graham | 0 | 0.00% |
| Mike Huckabee | 0 | 0.00% |
| John R. Kasich | 48 | 16.38% |
| George Pataki | 0 | 0.00% |
| Rand Paul | 1 | 0.34% |
| Marco Rubio | 43 | 14.68% |
| Rick Santorum | 2 | 0.68% |
| Donald J. Trump | 138 | 47.10% |
| Uncommitted | 3 | 1.02% |
| Total... | 293 | 100.00% |

DEM - President of the United States

| | | |
|--------------------------|-----|---------|
| Hillary Clinton | 99 | 49.01% |
| Roque Rocky De La Fuente | 0 | 0.00% |
| Martin J. O'Malley | 0 | 0.00% |
| Bernie Sanders | 100 | 49.50% |
| Uncommitted | 3 | 1.49% |
| Total... | 202 | 100.00% |

March 8, 2016

Precinct Report

MI County

18 OUT OF 18 PRECINCTS-UNOFFICIAL

Baldwin Township Precinct 1

Baldwin Township Precinct 1

| Registration & Turnout | | 1,569 | Iosco County Operation Millage Renewal | | |
|------------------------|-----|--------|--|-----|---------|
| Election Day Turnout | 0 | 0.00% | YES | 342 | 80.47% |
| Manual Entry Turnout | 0 | 0.00% | NO | 83 | 19.53% |
| SPR Host Turnout | 440 | 28.04% | | | |
| Clerk Pack Turnout | 0 | 0.00% | | | |
| Total... | 440 | 28.04% | | 425 | 100.00% |

Non Partisan Registration & Turnout 0

| | | |
|----------------------|---|-------|
| Election Day Turnout | 0 | 0.00% |
| Manual Entry Turnout | 0 | 0.00% |
| SPR Host Turnout | 3 | 0.00% |
| Clerk Pack Turnout | 0 | 0.00% |
| Total... | 3 | 0.00% |

Republican Registration & Turnout 0

| | | |
|----------------------|-----|-------|
| Election Day Turnout | 0 | 0.00% |
| Manual Entry Turnout | 0 | 0.00% |
| SPR Host Turnout | 299 | 0.00% |
| Clerk Pack Turnout | 0 | 0.00% |
| Total... | 299 | 0.00% |

Democratic Registration & Turnout 0

| | | |
|----------------------|-----|-------|
| Election Day Turnout | 0 | 0.00% |
| Manual Entry Turnout | 0 | 0.00% |
| SPR Host Turnout | 138 | 0.00% |
| Clerk Pack Turnout | 0 | 0.00% |
| Total... | 138 | 0.00% |

REP - President of the United States

| | | |
|-----------------|-----|---------|
| Jeb Bush | 2 | 0.67% |
| Ben Carson | 6 | 2.01% |
| Chris Christie | 3 | 1.00% |
| Ted Cruz | 56 | 18.73% |
| Carly Fiorina | 0 | 0.00% |
| Lindsey Graham | 0 | 0.00% |
| Mike Huckabee | 3 | 1.00% |
| John R. Kasich | 56 | 18.73% |
| George Pataki | 0 | 0.00% |
| Rand Paul | 0 | 0.00% |
| Marco Rubio | 23 | 7.69% |
| Rick Santorum | 1 | 0.33% |
| Donald J. Trump | 144 | 48.16% |
| Uncommitted | 5 | 1.67% |
| Total... | 299 | 100.00% |

DEM - President of the United States

| | | |
|--------------------------|-----|--------|
| Hillary Clinton | 61 | 44.20% |
| Roque Rocky De La Fuente | 0 | 0.00% |
| Martin J. O'Malley | 1 | 0.72% |
| Bernie Sanders | 76 | 55.07% |
| Uncommitted | 0 | 0.00% |
| Total... | 138 | 0.00% |

March 8, 2016

Precinct Report

MI County

18 OUT OF 18 PRECINCTS-UNOFFICIAL

Burleigh Township Precinct 1

Burleigh Township Precinct 1

| Registration & Turnout | | 588 | Iosco County Operation Millage Renewal | | |
|------------------------|-----|--------|--|--------------|---------|
| Election Day Turnout | 0 | 0.00% | YES | 89 | 68.46% |
| Manual Entry Turnout | 0 | 0.00% | NO | 41 | 31.54% |
| SPR Host Turnout | 136 | 23.13% | | | |
| Clerk Pack Turnout | 0 | 0.00% | | | |
| Total... | 136 | 23.13% | | Total... 130 | 100.00% |

Non Partisan Registration & Turnout

0

| | | |
|----------------------|---|-------|
| Election Day Turnout | 0 | 0.00% |
| Manual Entry Turnout | 0 | 0.00% |
| SPR Host Turnout | 6 | 0.00% |
| Clerk Pack Turnout | 0 | 0.00% |
| Total... | 6 | 0.00% |

Republican Registration & Turnout

0

| | | |
|----------------------|----|-------|
| Election Day Turnout | 0 | 0.00% |
| Manual Entry Turnout | 0 | 0.00% |
| SPR Host Turnout | 78 | 0.00% |
| Clerk Pack Turnout | 0 | 0.00% |
| Total... | 78 | 0.00% |

Democratic Registration & Turnout

0

| | | |
|----------------------|----|-------|
| Election Day Turnout | 0 | 0.00% |
| Manual Entry Turnout | 0 | 0.00% |
| SPR Host Turnout | 52 | 0.00% |
| Clerk Pack Turnout | 0 | 0.00% |
| Total... | 52 | 0.00% |

REP - President of the United States

| | | |
|-----------------|----|--------|
| Jeb Bush | 0 | 0.00% |
| Ben Carson | 1 | 1.28% |
| Chris Christie | 0 | 0.00% |
| Ted Cruz | 13 | 16.67% |
| Carly Fiorina | 0 | 0.00% |
| Lindsey Graham | 0 | 0.00% |
| Mike Huckabee | 1 | 1.28% |
| John R. Kasich | 14 | 17.95% |
| George Pataki | 0 | 0.00% |
| Rand Paul | 0 | 0.00% |
| Marco Rubio | 7 | 8.97% |
| Rick Santorum | 0 | 0.00% |
| Donald J. Trump | 42 | 53.85% |
| Uncommitted | 0 | 0.00% |
| Total... | 78 | 0.00% |

DEM - President of the United States

| | | |
|--------------------------|----|---------|
| Hillary Clinton | 27 | 51.92% |
| Roque Rocky De La Fuente | 0 | 0.00% |
| Martin J. O'Malley | 0 | 0.00% |
| Bernie Sanders | 24 | 46.15% |
| Uncommitted | 1 | 1.92% |
| Total... | 52 | 100.00% |

March 8, 2016

Precinct Report

MI County

18 OUT OF 18 PRECINCTS-UNOFFICIAL

Grant Township Precinct 1

| Registration & Turnout | | 1,294 |
|------------------------|------------|---------------|
| Election Day Turnout | 0 | 0.00% |
| Manual Entry Turnout | 0 | 0.00% |
| SPR Host Turnout | 380 | 29.37% |
| Clerk Pack Turnout | 0 | 0.00% |
| Total... | 380 | 29.37% |

Grant Township Precinct 1

| losco County Operation Millage Renewal | | |
|--|------------|----------------|
| YES | 287 | 77.57% |
| NO | 83 | 22.43% |
| Total... | 370 | 100.00% |

| Non Partisan Registration & Turnout | | 0 |
|-------------------------------------|-----------|--------------|
| Election Day Turnout | 0 | 0.00% |
| Manual Entry Turnout | 0 | 0.00% |
| SPR Host Turnout | 11 | 0.00% |
| Clerk Pack Turnout | 0 | 0.00% |
| Total... | 11 | 0.00% |

| Republican Registration & Turnout | | 0 |
|-----------------------------------|------------|--------------|
| Election Day Turnout | 0 | 0.00% |
| Manual Entry Turnout | 0 | 0.00% |
| SPR Host Turnout | 209 | 0.00% |
| Clerk Pack Turnout | 0 | 0.00% |
| Total... | 209 | 0.00% |

| Democratic Registration & Turnout | | 0 |
|-----------------------------------|------------|--------------|
| Election Day Turnout | 0 | 0.00% |
| Manual Entry Turnout | 0 | 0.00% |
| SPR Host Turnout | 160 | 0.00% |
| Clerk Pack Turnout | 0 | 0.00% |
| Total... | 160 | 0.00% |

REP - President of the United States

| | | |
|------------------------|------------|----------------|
| Jeb Bush | 4 | 1.92% |
| Ben Carson | 2 | 0.96% |
| Chris Christie | 0 | 0.00% |
| Ted Cruz | 37 | 17.79% |
| Carly Fiorina | 0 | 0.00% |
| Lindsey Graham | 1 | 0.48% |
| Mike Huckabee | 1 | 0.48% |
| John R. Kasich | 26 | 12.50% |
| George Pataki | 0 | 0.00% |
| Rand Paul | 0 | 0.00% |
| Marco Rubio | 20 | 9.62% |
| Rick Santorum | 0 | 0.00% |
| Donald J. Trump | 110 | 52.88% |
| Uncommitted | 7 | 3.37% |
| Total... | 208 | 100.00% |

DEM - President of the United States

| | | |
|--------------------------|------------|----------------|
| Hillary Clinton | 74 | 46.25% |
| Roque Rocky De La Fuente | 0 | 0.00% |
| Martin J. O'Malley | 0 | 0.00% |
| Bernie Sanders | 75 | 46.88% |
| Uncommitted | 11 | 6.88% |
| Total... | 160 | 100.00% |

March 8, 2016

Precinct Report

MI County

18 OUT OF 18 PRECINCTS-UNOFFICIAL

Oscoda Township Precinct 1

Oscoda Township Precinct 1

| Registration & Turnout | | 1,872 | Iosco County Operation Millage Renewal | | |
|------------------------|-----|--------|--|-----|---------|
| Election Day Turnout | 0 | 0.00% | YES | 407 | 75.93% |
| Manual Entry Turnout | 0 | 0.00% | NO | 129 | 24.07% |
| SPR Host Turnout | 551 | 29.43% | | | |
| Clerk Pack Turnout | 0 | 0.00% | | | |
| | | | Total... | 536 | 100.00% |
| Total... | 551 | 29.43% | | | |

Non Partisan Registration & Turnout

0

| | | |
|----------------------|---|-------|
| Election Day Turnout | 0 | 0.00% |
| Manual Entry Turnout | 0 | 0.00% |
| SPR Host Turnout | 1 | 0.00% |
| Clerk Pack Turnout | 0 | 0.00% |
| Total... | 1 | 0.00% |

Republican Registration & Turnout

0

| | | |
|----------------------|-----|-------|
| Election Day Turnout | 0 | 0.00% |
| Manual Entry Turnout | 0 | 0.00% |
| SPR Host Turnout | 340 | 0.00% |
| Clerk Pack Turnout | 0 | 0.00% |
| Total... | 340 | 0.00% |

Democratic Registration & Turnout

0

| | | |
|----------------------|-----|-------|
| Election Day Turnout | 0 | 0.00% |
| Manual Entry Turnout | 0 | 0.00% |
| SPR Host Turnout | 210 | 0.00% |
| Clerk Pack Turnout | 0 | 0.00% |
| Total... | 210 | 0.00% |

REP - President of the United States

| | | |
|-----------------|-----|---------|
| Jeb Bush | 2 | 0.59% |
| Ben Carson | 4 | 1.18% |
| Chris Christie | 0 | 0.00% |
| Ted Cruz | 61 | 18.05% |
| Carly Fiorina | 0 | 0.00% |
| Lindsey Graham | 0 | 0.00% |
| Mike Huckabee | 1 | 0.30% |
| John R. Kasich | 67 | 19.82% |
| George Pataki | 0 | 0.00% |
| Rand Paul | 1 | 0.30% |
| Marco Rubio | 26 | 7.69% |
| Rick Santorum | 0 | 0.00% |
| Donald J. Trump | 173 | 51.18% |
| Uncommitted | 3 | 0.89% |
| Total... | 338 | 100.00% |

DEM - President of the United States

| | | |
|--------------------------|-----|---------|
| Hillary Clinton | 96 | 45.71% |
| Roque Rocky De La Fuente | 0 | 0.00% |
| Martin J. O'Malley | 1 | 0.48% |
| Bernie Sanders | 110 | 52.38% |
| Uncommitted | 3 | 1.43% |
| Total... | 210 | 100.00% |

March 8, 2016

Precinct Report

MI County

18 OUT OF 18 PRECINCTS-UNOFFICIAL

Oscoda Township Precinct 2

Oscoda Township Precinct 2

| Registration & Turnout | | 945 | Iosco County Operation Millage Renewal | | |
|------------------------|-----|--------|--|----------|-------------|
| Election Day Turnout | 0 | 0.00% | YES | 174 | 75.32% |
| Manual Entry Turnout | 0 | 0.00% | NO | 57 | 24.68% |
| SPR Host Turnout | 238 | 25.19% | | Total... | 231 100.00% |
| Clerk Pack Turnout | 0 | 0.00% | | | |
| Total... | 238 | 25.19% | | | |

Non Partisan Registration & Turnout

0

| | | |
|----------------------|---|-------|
| Election Day Turnout | 0 | 0.00% |
| Manual Entry Turnout | 0 | 0.00% |
| SPR Host Turnout | 4 | 0.00% |
| Clerk Pack Turnout | 0 | 0.00% |
| Total... | 4 | 0.00% |

Republican Registration & Turnout

0

| | | |
|----------------------|-----|-------|
| Election Day Turnout | 0 | 0.00% |
| Manual Entry Turnout | 0 | 0.00% |
| SPR Host Turnout | 152 | 0.00% |
| Clerk Pack Turnout | 0 | 0.00% |
| Total... | 152 | 0.00% |

Democratic Registration & Turnout

0

| | | |
|----------------------|----|-------|
| Election Day Turnout | 0 | 0.00% |
| Manual Entry Turnout | 0 | 0.00% |
| SPR Host Turnout | 82 | 0.00% |
| Clerk Pack Turnout | 0 | 0.00% |
| Total... | 82 | 0.00% |

REP - President of the United States

| | | |
|-----------------|-----|---------|
| Jeb Bush | 1 | 0.66% |
| Ben Carson | 3 | 1.99% |
| Chris Christie | 0 | 0.00% |
| Ted Cruz | 32 | 21.19% |
| Carly Fiorina | 0 | 0.00% |
| Lindsey Graham | 0 | 0.00% |
| Mike Huckabee | 0 | 0.00% |
| John R. Kasich | 19 | 12.58% |
| George Pataki | 0 | 0.00% |
| Rand Paul | 1 | 0.66% |
| Marco Rubio | 7 | 4.64% |
| Rick Santorum | 0 | 0.00% |
| Donald J. Trump | 81 | 53.64% |
| Uncommitted | 7 | 4.64% |
| Total... | 151 | 100.00% |

DEM - President of the United States

| | | |
|--------------------------|----|---------|
| Hillary Clinton | 40 | 48.78% |
| Roque Rocky De La Fuente | 0 | 0.00% |
| Martin J. O'Malley | 0 | 0.00% |
| Bernie Sanders | 41 | 50.00% |
| Uncommitted | 1 | 1.22% |
| Total... | 82 | 100.00% |

March 8, 2016

Precinct Report

MI County

18 OUT OF 18 PRECINCTS-UNOFFICIAL

Oscoda Township Precinct 3

Oscoda Township Precinct 3

| Registration & Turnout | | 1,438 | Iosco County Operation Millage Renewal | | |
|------------------------|-----|--------|--|----------|-------------|
| Election Day Turnout | 0 | 0.00% | YES | 353 | 80.78% |
| Manual Entry Turnout | 0 | 0.00% | NO | 84 | 19.22% |
| SPR Host Turnout | 458 | 31.85% | | Total... | 437 100.00% |
| Clerk Pack Turnout | 0 | 0.00% | | | |
| Total... | 458 | 31.85% | | | |

Non Partisan Registration & Turnout

0

| | | |
|----------------------|---|-------|
| Election Day Turnout | 0 | 0.00% |
| Manual Entry Turnout | 0 | 0.00% |
| SPR Host Turnout | 4 | 0.00% |
| Clerk Pack Turnout | 0 | 0.00% |
| Total... | 4 | 0.00% |

Republican Registration & Turnout

0

| | | |
|----------------------|-----|-------|
| Election Day Turnout | 0 | 0.00% |
| Manual Entry Turnout | 0 | 0.00% |
| SPR Host Turnout | 275 | 0.00% |
| Clerk Pack Turnout | 0 | 0.00% |
| Total... | 275 | 0.00% |

Democratic Registration & Turnout

0

| | | |
|----------------------|-----|-------|
| Election Day Turnout | 0 | 0.00% |
| Manual Entry Turnout | 0 | 0.00% |
| SPR Host Turnout | 179 | 0.00% |
| Clerk Pack Turnout | 0 | 0.00% |
| Total... | 179 | 0.00% |

REP - President of the United States

| | | |
|-----------------|-----|---------|
| Jeb Bush | 1 | 0.36% |
| Ben Carson | 5 | 1.82% |
| Chris Christie | 0 | 0.00% |
| Ted Cruz | 53 | 19.27% |
| Carly Fiorina | 1 | 0.36% |
| Lindsey Graham | 0 | 0.00% |
| Mike Huckabee | 1 | 0.36% |
| John R. Kasich | 30 | 10.91% |
| George Pataki | 1 | 0.36% |
| Rand Paul | 2 | 0.73% |
| Marco Rubio | 18 | 6.55% |
| Rick Santorum | 0 | 0.00% |
| Donald J. Trump | 161 | 58.55% |
| Uncommitted | 2 | 0.73% |
| Total... | 275 | 100.00% |

DEM - President of the United States

| | | |
|--------------------------|-----|--------|
| Hillary Clinton | 91 | 51.12% |
| Roque Rocky De La Fuente | 0 | 0.00% |
| Martin J. O'Malley | 0 | 0.00% |
| Bernie Sanders | 87 | 48.88% |
| Uncommitted | 0 | 0.00% |
| Total... | 178 | 0.00% |

March 8, 2016

Precinct Report

MI County

18 OUT OF 18 PRECINCTS-UNOFFICIAL

Oscoda Township Precinct 4

Oscoda Township Precinct 4

| Registration & Turnout | | 1,562 | Iosco County Operation Millage Renewal | | |
|------------------------|-----|--------|--|--------------|---------|
| Election Day Turnout | 0 | 0.00% | YES | 295 | 82.17% |
| Manual Entry Turnout | 0 | 0.00% | NO | 64 | 17.83% |
| SPR Host Turnout | 380 | 24.33% | | | |
| Clerk Pack Turnout | 0 | 0.00% | | | |
| Total... | 380 | 24.33% | | Total... 359 | 100.00% |

| Non Partisan Registration & Turnout | | 0 |
|-------------------------------------|----|-------|
| Election Day Turnout | 0 | 0.00% |
| Manual Entry Turnout | 0 | 0.00% |
| SPR Host Turnout | 13 | 0.00% |
| Clerk Pack Turnout | 0 | 0.00% |
| Total... | 13 | 0.00% |

| Republican Registration & Turnout | | 0 |
|-----------------------------------|-----|-------|
| Election Day Turnout | 0 | 0.00% |
| Manual Entry Turnout | 0 | 0.00% |
| SPR Host Turnout | 204 | 0.00% |
| Clerk Pack Turnout | 0 | 0.00% |
| Total... | 204 | 0.00% |

| Democratic Registration & Turnout | | 0 |
|-----------------------------------|-----|-------|
| Election Day Turnout | 0 | 0.00% |
| Manual Entry Turnout | 0 | 0.00% |
| SPR Host Turnout | 163 | 0.00% |
| Clerk Pack Turnout | 0 | 0.00% |
| Total... | 163 | 0.00% |

REP - President of the United States

| | | |
|-----------------|-----|---------|
| Jeb Bush | 3 | 1.47% |
| Ben Carson | 3 | 1.47% |
| Chris Christie | 0 | 0.00% |
| Ted Cruz | 44 | 21.57% |
| Carly Fiorina | 0 | 0.00% |
| Lindsey Graham | 0 | 0.00% |
| Mike Huckabee | 0 | 0.00% |
| John R. Kasich | 47 | 23.04% |
| George Pataki | 0 | 0.00% |
| Rand Paul | 0 | 0.00% |
| Marco Rubio | 14 | 6.86% |
| Rick Santorum | 1 | 0.49% |
| Donald J. Trump | 91 | 44.61% |
| Uncommitted | 1 | 0.49% |
| Total... | 204 | 100.00% |

DEM - President of the United States

| | | |
|--------------------------|-----|---------|
| Hillary Clinton | 70 | 42.94% |
| Roque Rocky De La Fuente | 0 | 0.00% |
| Martin J. O'Malley | 0 | 0.00% |
| Bernie Sanders | 90 | 55.21% |
| Uncommitted | 3 | 1.84% |
| Total... | 163 | 100.00% |

March 8, 2016

Precinct Report

MI County

18 OUT OF 18 PRECINCTS-UNOFFICIAL

Plainfield Township Precinct 1

| Registration & Turnout | | 1,149 | |
|------------------------|------------|---------------|--|
| Election Day Turnout | 0 | 0.00% | |
| Manual Entry Turnout | 0 | 0.00% | |
| SPR Host Turnout | 361 | 31.42% | |
| Clerk Pack Turnout | 0 | 0.00% | |
| Total... | 361 | 31.42% | |

| Non Partisan Registration & Turnout | | 0 | |
|-------------------------------------|-----------|--------------|--|
| Election Day Turnout | 0 | 0.00% | |
| Manual Entry Turnout | 0 | 0.00% | |
| SPR Host Turnout | 10 | 0.00% | |
| Clerk Pack Turnout | 0 | 0.00% | |
| Total... | 10 | 0.00% | |

| Republican Registration & Turnout | | 0 | |
|-----------------------------------|------------|--------------|--|
| Election Day Turnout | 0 | 0.00% | |
| Manual Entry Turnout | 0 | 0.00% | |
| SPR Host Turnout | 216 | 0.00% | |
| Clerk Pack Turnout | 0 | 0.00% | |
| Total... | 216 | 0.00% | |

| Democratic Registration & Turnout | | 0 | |
|-----------------------------------|------------|--------------|--|
| Election Day Turnout | 0 | 0.00% | |
| Manual Entry Turnout | 0 | 0.00% | |
| SPR Host Turnout | 135 | 0.00% | |
| Clerk Pack Turnout | 0 | 0.00% | |
| Total... | 135 | 0.00% | |

REP - President of the United States

| | | |
|------------------------|------------|----------------|
| Jeb Bush | 4 | 1.87% |
| Ben Carson | 6 | 2.80% |
| Chris Christie | 0 | 0.00% |
| Ted Cruz | 43 | 20.09% |
| Carly Fiorina | 0 | 0.00% |
| Lindsey Graham | 0 | 0.00% |
| Mike Huckabee | 0 | 0.00% |
| John R. Kasich | 27 | 12.62% |
| George Pataki | 0 | 0.00% |
| Rand Paul | 2 | 0.93% |
| Marco Rubio | 11 | 5.14% |
| Rick Santorum | 1 | 0.47% |
| Donald J. Trump | 109 | 50.93% |
| Uncommitted | 11 | 5.14% |
| Total... | 214 | 100.00% |

DEM - President of the United States

| | | |
|--------------------------|------------|----------------|
| Hillary Clinton | 70 | 52.63% |
| Roque Rocky De La Fuente | 0 | 0.00% |
| Martin J. O'Malley | 0 | 0.00% |
| Bernie Sanders | 60 | 45.11% |
| Uncommitted | 3 | 2.26% |
| Total... | 133 | 100.00% |

Plainfield Township Precinct 1

| losco County Operation Millage Renewal | | | |
|--|------------|----------------|--|
| YES | 280 | 79.32% | |
| NO | 73 | 20.68% | |
| Total... | 353 | 100.00% | |

March 8, 2016

Precinct Report

MI County

18 OUT OF 18 PRECINCTS-UNOFFICIAL

Plainfield Township Precinct 2

Plainfield Township Precinct 2

| Registration & Turnout | | 1,878 | Iosco County Operation Millage Renewal | | |
|------------------------|-----|--------|--|-----|---------|
| Election Day Turnout | 0 | 0.00% | YES | 454 | 80.35% |
| Manual Entry Turnout | 0 | 0.00% | NO | 111 | 19.65% |
| SPR Host Turnout | 587 | 31.26% | | | |
| Clerk Pack Turnout | 0 | 0.00% | | | |
| Total... | 587 | 31.26% | | 565 | 100.00% |

| Non Partisan Registration & Turnout | | 0 |
|-------------------------------------|---|-------|
| Election Day Turnout | 0 | 0.00% |
| Manual Entry Turnout | 0 | 0.00% |
| SPR Host Turnout | 9 | 0.00% |
| Clerk Pack Turnout | 0 | 0.00% |
| Total... | 9 | 0.00% |

| Republican Registration & Turnout | | 0 |
|-----------------------------------|-----|-------|
| Election Day Turnout | 0 | 0.00% |
| Manual Entry Turnout | 0 | 0.00% |
| SPR Host Turnout | 342 | 0.00% |
| Clerk Pack Turnout | 0 | 0.00% |
| Total... | 342 | 0.00% |

| Democratic Registration & Turnout | | 0 |
|-----------------------------------|-----|-------|
| Election Day Turnout | 0 | 0.00% |
| Manual Entry Turnout | 0 | 0.00% |
| SPR Host Turnout | 236 | 0.00% |
| Clerk Pack Turnout | 0 | 0.00% |
| Total... | 236 | 0.00% |

REP - President of the United States

| | | |
|-----------------|-----|---------|
| Jeb Bush | 2 | 0.59% |
| Ben Carson | 8 | 2.35% |
| Chris Christie | 2 | 0.59% |
| Ted Cruz | 38 | 11.14% |
| Carly Fiorina | 0 | 0.00% |
| Lindsey Graham | 0 | 0.00% |
| Mike Huckabee | 0 | 0.00% |
| John R. Kasich | 44 | 12.90% |
| George Pataki | 1 | 0.29% |
| Rand Paul | 1 | 0.29% |
| Marco Rubio | 40 | 11.73% |
| Rick Santorum | 0 | 0.00% |
| Donald J. Trump | 199 | 58.36% |
| Uncommitted | 6 | 1.76% |
| Total... | 341 | 100.00% |

DEM - President of the United States

| | | |
|--------------------------|-----|---------|
| Hillary Clinton | 109 | 46.19% |
| Roque Rocky De La Fuente | 0 | 0.00% |
| Martin J. O'Malley | 1 | 0.42% |
| Bernie Sanders | 114 | 48.31% |
| Uncommitted | 12 | 5.08% |
| Total... | 236 | 100.00% |

March 8, 2016

Precinct Report

MI County

18 OUT OF 18 PRECINCTS-UNOFFICIAL

Reno Township Precinct 1

| Registration & Turnout | | 431 | |
|------------------------|------------|---------------|--|
| Election Day Turnout | 0 | 0.00% | |
| Manual Entry Turnout | 0 | 0.00% | |
| SPR Host Turnout | 139 | 32.25% | |
| Clerk Pack Turnout | 0 | 0.00% | |
| Total... | 139 | 32.25% | |

| Non Partisan Registration & Turnout | | 0 | |
|-------------------------------------|----------|--------------|--|
| Election Day Turnout | 0 | 0.00% | |
| Manual Entry Turnout | 0 | 0.00% | |
| SPR Host Turnout | 1 | 0.00% | |
| Clerk Pack Turnout | 0 | 0.00% | |
| Total... | 1 | 0.00% | |

| Republican Registration & Turnout | | 0 | |
|-----------------------------------|-----------|--------------|--|
| Election Day Turnout | 0 | 0.00% | |
| Manual Entry Turnout | 0 | 0.00% | |
| SPR Host Turnout | 88 | 0.00% | |
| Clerk Pack Turnout | 0 | 0.00% | |
| Total... | 88 | 0.00% | |

| Democratic Registration & Turnout | | 0 | |
|-----------------------------------|-----------|--------------|--|
| Election Day Turnout | 0 | 0.00% | |
| Manual Entry Turnout | 0 | 0.00% | |
| SPR Host Turnout | 50 | 0.00% | |
| Clerk Pack Turnout | 0 | 0.00% | |
| Total... | 50 | 0.00% | |

REP - President of the United States

| | | |
|-----------------|-----------|----------------|
| Jeb Bush | 0 | 0.00% |
| Ben Carson | 2 | 2.27% |
| Chris Christie | 0 | 0.00% |
| Ted Cruz | 16 | 18.18% |
| Carly Fiorina | 0 | 0.00% |
| Lindsey Graham | 0 | 0.00% |
| Mike Huckabee | 0 | 0.00% |
| John R. Kasich | 17 | 19.32% |
| George Pataki | 1 | 1.14% |
| Rand Paul | 0 | 0.00% |
| Marco Rubio | 10 | 11.36% |
| Rick Santorum | 1 | 1.14% |
| Donald J. Trump | 40 | 45.45% |
| Uncommitted | 1 | 1.14% |
| Total... | 88 | 100.00% |

DEM - President of the United States

| | | |
|--------------------------|-----------|--------------|
| Hillary Clinton | 23 | 46.00% |
| Roque Rocky De La Fuente | 0 | 0.00% |
| Martin J. O'Malley | 0 | 0.00% |
| Bernie Sanders | 27 | 54.00% |
| Uncommitted | 0 | 0.00% |
| Total... | 50 | 0.00% |

Reno Township Precinct 1

| Iosco County Operation Millage Renewal | | | |
|--|------------|----------------|--|
| YES | 101 | 75.37% | |
| NO | 33 | 24.63% | |
| Total... | 134 | 100.00% | |

March 8, 2016

Precinct Report

MI County

18 OUT OF 18 PRECINCTS-UNOFFICIAL

Sherman Township Precinct 1

Sherman Township Precinct 1

| Registration & Turnout | | 361 | Iosco County Operation Millage Renewal | | |
|------------------------|-----|--------|--|----------|-------------|
| Election Day Turnout | 0 | 0.00% | YES | 76 | 71.03% |
| Manual Entry Turnout | 0 | 0.00% | NO | 31 | 28.97% |
| SPR Host Turnout | 113 | 31.30% | | Total... | 107 100.00% |
| Clerk Pack Turnout | 0 | 0.00% | | | |
| Total... | 113 | 31.30% | | | |

| Non Partisan Registration & Turnout | | 0 |
|-------------------------------------|---|-------|
| Election Day Turnout | 0 | 0.00% |
| Manual Entry Turnout | 0 | 0.00% |
| SPR Host Turnout | 6 | 0.00% |
| Clerk Pack Turnout | 0 | 0.00% |
| Total... | 6 | 0.00% |

| Republican Registration & Turnout | | 0 |
|-----------------------------------|----|-------|
| Election Day Turnout | 0 | 0.00% |
| Manual Entry Turnout | 0 | 0.00% |
| SPR Host Turnout | 66 | 0.00% |
| Clerk Pack Turnout | 0 | 0.00% |
| Total... | 66 | 0.00% |

| Democratic Registration & Turnout | | 0 |
|-----------------------------------|----|-------|
| Election Day Turnout | 0 | 0.00% |
| Manual Entry Turnout | 0 | 0.00% |
| SPR Host Turnout | 41 | 0.00% |
| Clerk Pack Turnout | 0 | 0.00% |
| Total... | 41 | 0.00% |

| REP - President of the United States | | |
|--------------------------------------|----|---------|
| Jeb Bush | 1 | 1.52% |
| Ben Carson | 0 | 0.00% |
| Chris Christie | 0 | 0.00% |
| Ted Cruz | 15 | 22.73% |
| Carly Fiorina | 0 | 0.00% |
| Lindsey Graham | 0 | 0.00% |
| Mike Huckabee | 0 | 0.00% |
| John R. Kasich | 3 | 4.55% |
| George Pataki | 0 | 0.00% |
| Rand Paul | 0 | 0.00% |
| Marco Rubio | 3 | 4.55% |
| Rick Santorum | 0 | 0.00% |
| Donald J. Trump | 43 | 65.15% |
| Uncommitted | 1 | 1.52% |
| Total... | 66 | 100.00% |

| DEM - President of the United States | | |
|--------------------------------------|----|---------|
| Hillary Clinton | 17 | 41.46% |
| Roque Rocky De La Fuente | 1 | 2.44% |
| Martin J. O'Malley | 0 | 0.00% |
| Bernie Sanders | 22 | 53.66% |
| Uncommitted | 1 | 2.44% |
| Total... | 41 | 100.00% |

March 8, 2016

Precinct Report

MI County

18 OUT OF 18 PRECINCTS-UNOFFICIAL

Tawas Township Precinct 1

| Registration & Turnout | | 1,366 | |
|------------------------|------------|---------------|--|
| Election Day Turnout | 0 | 0.00% | |
| Manual Entry Turnout | 0 | 0.00% | |
| SPR Host Turnout | 407 | 29.80% | |
| Clerk Pack Turnout | 0 | 0.00% | |
| Total... | 407 | 29.80% | |

Tawas Township Precinct 1

| Iosco County Operation Millage Renewal | | | |
|--|------------|----------------|--|
| YES | 316 | 79.20% | |
| NO | 83 | 20.80% | |
| Total... | 399 | 100.00% | |

| Non Partisan Registration & Turnout | | 0 | |
|-------------------------------------|----------|--------------|--|
| Election Day Turnout | 0 | 0.00% | |
| Manual Entry Turnout | 0 | 0.00% | |
| SPR Host Turnout | 0 | 0.00% | |
| Clerk Pack Turnout | 0 | 0.00% | |
| Total... | 0 | 0.00% | |

| Republican Registration & Turnout | | 0 | |
|-----------------------------------|------------|--------------|--|
| Election Day Turnout | 0 | 0.00% | |
| Manual Entry Turnout | 0 | 0.00% | |
| SPR Host Turnout | 271 | 0.00% | |
| Clerk Pack Turnout | 0 | 0.00% | |
| Total... | 271 | 0.00% | |

| Democratic Registration & Turnout | | 0 | |
|-----------------------------------|------------|--------------|--|
| Election Day Turnout | 0 | 0.00% | |
| Manual Entry Turnout | 0 | 0.00% | |
| SPR Host Turnout | 136 | 0.00% | |
| Clerk Pack Turnout | 0 | 0.00% | |
| Total... | 136 | 0.00% | |

REP - President of the United States

| | | |
|-----------------|------------|----------------|
| Jeb Bush | 1 | 0.37% |
| Ben Carson | 1 | 0.37% |
| Chris Christie | 0 | 0.00% |
| Ted Cruz | 48 | 17.71% |
| Carly Fiorina | 0 | 0.00% |
| Lindsey Graham | 0 | 0.00% |
| Mike Huckabee | 1 | 0.37% |
| John R. Kasich | 36 | 13.28% |
| George Pataki | 0 | 0.00% |
| Rand Paul | 0 | 0.00% |
| Marco Rubio | 22 | 8.12% |
| Rick Santorum | 0 | 0.00% |
| Donald J. Trump | 153 | 56.46% |
| Uncommitted | 9 | 3.32% |
| Total... | 271 | 100.00% |

DEM - President of the United States

| | | |
|--------------------------|------------|----------------|
| Hillary Clinton | 50 | 36.76% |
| Roque Rocky De La Fuente | 0 | 0.00% |
| Martin J. O'Malley | 0 | 0.00% |
| Bernie Sanders | 84 | 61.76% |
| Uncommitted | 2 | 1.47% |
| Total... | 136 | 100.00% |

March 8, 2016

Precinct Report

MI County

18 OUT OF 18 PRECINCTS-UNOFFICIAL

Wilber Township Precinct 1

| Registration & Turnout | | 633 | |
|------------------------|------------|---------------|--|
| Election Day Turnout | 0 | 0.00% | |
| Manual Entry Turnout | 0 | 0.00% | |
| SPR Host Turnout | 248 | 39.18% | |
| Clerk Pack Turnout | 0 | 0.00% | |
| Total... | 248 | 39.18% | |

| Non Partisan Registration & Turnout | | 0 | |
|-------------------------------------|----------|--------------|--|
| Election Day Turnout | 0 | 0.00% | |
| Manual Entry Turnout | 0 | 0.00% | |
| SPR Host Turnout | 7 | 0.00% | |
| Clerk Pack Turnout | 0 | 0.00% | |
| Total... | 7 | 0.00% | |

| Republican Registration & Turnout | | 0 | |
|-----------------------------------|------------|--------------|--|
| Election Day Turnout | 0 | 0.00% | |
| Manual Entry Turnout | 0 | 0.00% | |
| SPR Host Turnout | 137 | 0.00% | |
| Clerk Pack Turnout | 0 | 0.00% | |
| Total... | 137 | 0.00% | |

| Democratic Registration & Turnout | | 0 | |
|-----------------------------------|------------|--------------|--|
| Election Day Turnout | 0 | 0.00% | |
| Manual Entry Turnout | 0 | 0.00% | |
| SPR Host Turnout | 104 | 0.00% | |
| Clerk Pack Turnout | 0 | 0.00% | |
| Total... | 104 | 0.00% | |

REP - President of the United States

| | | |
|-----------------|------------|----------------|
| Jeb Bush | 4 | 2.92% |
| Ben Carson | 3 | 2.19% |
| Chris Christie | 0 | 0.00% |
| Ted Cruz | 20 | 14.60% |
| Carly Fiorina | 0 | 0.00% |
| Lindsey Graham | 0 | 0.00% |
| Mike Huckabee | 1 | 0.73% |
| John R. Kasich | 11 | 8.03% |
| George Pataki | 0 | 0.00% |
| Rand Paul | 0 | 0.00% |
| Marco Rubio | 8 | 5.84% |
| Rick Santorum | 0 | 0.00% |
| Donald J. Trump | 85 | 62.04% |
| Uncommitted | 5 | 3.65% |
| Total... | 137 | 100.00% |

DEM - President of the United States

| | | |
|--------------------------|------------|----------------|
| Hillary Clinton | 47 | 45.19% |
| Roque Rocky De La Fuente | 0 | 0.00% |
| Martin J. O'Malley | 0 | 0.00% |
| Bernie Sanders | 49 | 47.12% |
| Uncommitted | 8 | 7.69% |
| Total... | 104 | 100.00% |

Wilber Township Precinct 1

| Iosco County Operation Millage Renewal | | | |
|--|------------|----------------|--|
| YES | 187 | 78.57% | |
| NO | 51 | 21.43% | |
| Total... | 238 | 100.00% | |

March 8, 2016

Precinct Report

MI County

18 OUT OF 18 PRECINCTS-UNOFFICIAL

City of East Tawas Precinct 1

City of East Tawas Precinct 1

| Registration & Turnout | | 2,077 | Iosco County Operation Millage Renewal | | |
|------------------------|-----|--------|--|----------|-------------|
| Election Day Turnout | 0 | 0.00% | YES | 547 | 83.51% |
| Manual Entry Turnout | 0 | 0.00% | NO | 108 | 16.49% |
| SPR Host Turnout | 689 | 33.17% | | Total... | 655 100.00% |
| Clerk Pack Turnout | 0 | 0.00% | | | |
| Total... | 689 | 33.17% | | | |

Non Partisan Registration & Turnout

0

| | | |
|----------------------|---|-------|
| Election Day Turnout | 0 | 0.00% |
| Manual Entry Turnout | 0 | 0.00% |
| SPR Host Turnout | 9 | 0.00% |
| Clerk Pack Turnout | 0 | 0.00% |
| Total... | 9 | 0.00% |

Republican Registration & Turnout

0

| | | |
|----------------------|-----|-------|
| Election Day Turnout | 0 | 0.00% |
| Manual Entry Turnout | 0 | 0.00% |
| SPR Host Turnout | 435 | 0.00% |
| Clerk Pack Turnout | 0 | 0.00% |
| Total... | 435 | 0.00% |

Democratic Registration & Turnout

0

| | | |
|----------------------|-----|-------|
| Election Day Turnout | 0 | 0.00% |
| Manual Entry Turnout | 0 | 0.00% |
| SPR Host Turnout | 245 | 0.00% |
| Clerk Pack Turnout | 0 | 0.00% |
| Total... | 245 | 0.00% |

REP - President of the United States

| | | |
|-----------------|-----|---------|
| Jeb Bush | 1 | 0.23% |
| Ben Carson | 6 | 1.40% |
| Chris Christie | 2 | 0.47% |
| Ted Cruz | 82 | 19.07% |
| Carly Fiorina | 0 | 0.00% |
| Lindsey Graham | 0 | 0.00% |
| Mike Huckabee | 0 | 0.00% |
| John R. Kasich | 89 | 20.70% |
| George Pataki | 0 | 0.00% |
| Rand Paul | 2 | 0.47% |
| Marco Rubio | 42 | 9.77% |
| Rick Santorum | 0 | 0.00% |
| Donald J. Trump | 203 | 47.21% |
| Uncommitted | 3 | 0.70% |
| Total... | 430 | 100.00% |

DEM - President of the United States

| | | |
|--------------------------|-----|---------|
| Hillary Clinton | 100 | 40.82% |
| Roque Rocky De La Fuente | 0 | 0.00% |
| Martin J. O'Malley | 0 | 0.00% |
| Bernie Sanders | 142 | 57.96% |
| Uncommitted | 3 | 1.22% |
| Total... | 245 | 100.00% |

March 8, 2016

Precinct Report

MI County

18 OUT OF 18 PRECINCTS-UNOFFICIAL

City of Tawas City Precinct 1

| Registration & Turnout | | 1,279 | |
|------------------------|------------|---------------|--|
| Election Day Turnout | 0 | 0.00% | |
| Manual Entry Turnout | 0 | 0.00% | |
| SPR Host Turnout | 382 | 29.87% | |
| Clerk Pack Turnout | 0 | 0.00% | |
| Total... | 382 | 29.87% | |

| Non Partisan Registration & Turnout | | 0 | |
|-------------------------------------|----------|--------------|--|
| Election Day Turnout | 0 | 0.00% | |
| Manual Entry Turnout | 0 | 0.00% | |
| SPR Host Turnout | 3 | 0.00% | |
| Clerk Pack Turnout | 0 | 0.00% | |
| Total... | 3 | 0.00% | |

| Republican Registration & Turnout | | 0 | |
|-----------------------------------|------------|--------------|--|
| Election Day Turnout | 0 | 0.00% | |
| Manual Entry Turnout | 0 | 0.00% | |
| SPR Host Turnout | 248 | 0.00% | |
| Clerk Pack Turnout | 0 | 0.00% | |
| Total... | 248 | 0.00% | |

| Democratic Registration & Turnout | | 0 | |
|-----------------------------------|------------|--------------|--|
| Election Day Turnout | 0 | 0.00% | |
| Manual Entry Turnout | 0 | 0.00% | |
| SPR Host Turnout | 131 | 0.00% | |
| Clerk Pack Turnout | 0 | 0.00% | |
| Total... | 131 | 0.00% | |

REP - President of the United States

| | | |
|------------------------|------------|----------------|
| Jeb Bush | 0 | 0.00% |
| Ben Carson | 3 | 1.21% |
| Chris Christie | 0 | 0.00% |
| Ted Cruz | 44 | 17.74% |
| Carly Fiorina | 0 | 0.00% |
| Lindsey Graham | 0 | 0.00% |
| Mike Huckabee | 0 | 0.00% |
| John R. Kasich | 45 | 18.15% |
| George Pataki | 0 | 0.00% |
| Rand Paul | 0 | 0.00% |
| Marco Rubio | 24 | 9.68% |
| Rick Santorum | 0 | 0.00% |
| Donald J. Trump | 127 | 51.21% |
| Uncommitted | 5 | 2.02% |
| Total... | 248 | 100.00% |

DEM - President of the United States

| | | |
|--------------------------|------------|----------------|
| Hillary Clinton | 57 | 44.19% |
| Roque Rocky De La Fuente | 0 | 0.00% |
| Martin J. O'Malley | 0 | 0.00% |
| Bernie Sanders | 71 | 55.04% |
| Uncommitted | 1 | 0.78% |
| Total... | 129 | 100.00% |

City of Tawas City Precinct 1

| Iosco County Operation Millage Renewal | | | |
|--|------------|----------------|--|
| YES | 286 | 77.51% | |
| NO | 83 | 22.49% | |
| Total... | 369 | 100.00% | |

March 8, 2016

Precinct Report

MI County

18 OUT OF 18 PRECINCTS-UNOFFICIAL

City of Whittemore Precinct 1

City of Whittemore Precinct 1

| Registration & Turnout | | 338 | losco County Operation Millage Renewal | |
|------------------------|----|--------|--|------------|
| Election Day Turnout | 0 | 0.00% | YES | 57 73.08% |
| Manual Entry Turnout | 0 | 0.00% | NO | 21 26.92% |
| SPR Host Turnout | 83 | 24.56% | | |
| Clerk Pack Turnout | 0 | 0.00% | | |
| Total... | 83 | 24.56% | Total... | 78 100.00% |

| Non Partisan Registration & Turnout | | 0 |
|-------------------------------------|---|-------|
| Election Day Turnout | 0 | 0.00% |
| Manual Entry Turnout | 0 | 0.00% |
| SPR Host Turnout | 7 | 0.00% |
| Clerk Pack Turnout | 0 | 0.00% |
| Total... | 7 | 0.00% |

| Republican Registration & Turnout | | 0 |
|-----------------------------------|----|-------|
| Election Day Turnout | 0 | 0.00% |
| Manual Entry Turnout | 0 | 0.00% |
| SPR Host Turnout | 38 | 0.00% |
| Clerk Pack Turnout | 0 | 0.00% |
| Total... | 38 | 0.00% |

| Democratic Registration & Turnout | | 0 |
|-----------------------------------|----|-------|
| Election Day Turnout | 0 | 0.00% |
| Manual Entry Turnout | 0 | 0.00% |
| SPR Host Turnout | 38 | 0.00% |
| Clerk Pack Turnout | 0 | 0.00% |
| Total... | 38 | 0.00% |

| REP - President of the United States | | |
|--------------------------------------|----|--------|
| Jeb Bush | 0 | 0.00% |
| Ben Carson | 0 | 0.00% |
| Chris Christie | 0 | 0.00% |
| Ted Cruz | 3 | 7.89% |
| Carly Fiorina | 0 | 0.00% |
| Lindsey Graham | 0 | 0.00% |
| Mike Huckabee | 0 | 0.00% |
| John R. Kasich | 5 | 13.16% |
| George Pataki | 0 | 0.00% |
| Rand Paul | 0 | 0.00% |
| Marco Rubio | 3 | 7.89% |
| Rick Santorum | 0 | 0.00% |
| Donald J. Trump | 27 | 71.05% |
| Uncommitted | 0 | 0.00% |
| Total... | 38 | 0.00% |

| DEM - President of the United States | | |
|--------------------------------------|----|---------|
| Hillary Clinton | 23 | 62.16% |
| Roque Rocky De La Fuente | 0 | 0.00% |
| Martin J. O'Malley | 0 | 0.00% |
| Bernie Sanders | 13 | 35.14% |
| Uncommitted | 1 | 2.70% |
| Total... | 37 | 100.00% |

Statement of Votes Cast

Iron County, MI

2016 Presidential Primary

SOVC For Jurisdiction Wide, All Counters, All Races

Date:03/09/16

Time:08:37:15

Page:1 of 10

| | TURN OUT | | |
|------------------------------------|----------------|---------------|--------------|
| | Reg. Voters | Cards Cast | % Turnout |
| Jurisdiction Wide | | | |
| City of Caspian, Precinct 1 | 644 | 174 | 27.02% |
| City of Crystal Falls, Precinct 1 | 1292 | 317 | 24.54% |
| City of Gastra, Precinct 1 | 256 | 85 | 33.20% |
| City of Iron River, Precinct 1 | 604 | 174 | 28.81% |
| City of Iron River, Precinct 2 | 494 | 141 | 28.54% |
| City of Iron River, Precinct 3 | 525 | 146 | 27.81% |
| City of Iron River, Precinct 4 | 542 | 125 | 23.06% |
| Bates Township, Precinct 1 | 797 | 312 | 39.15% |
| Crystal Falls Township, Precinct 1 | 1303 | 457 | 35.07% |
| Hematite Township, Precinct 1 | 229 | 80 | 34.93% |
| Iron River Township, Precinct 1 | 934 | 303 | 32.44% |
| Mansfield Township, Precinct 1 | 217 | 83 | 38.25% |
| Mansfield Township, Precinct 2 | 14 | 11 | 78.57% |
| Mastodon Township, Precinct 1 | 475 | 202 | 42.53% |
| Mastodon Township, Precinct 2 | 88 | 38 | 43.18% |
| Stambaugh Township, Precinct 1 | 1081 | 382 | 35.34% |
| Total | 9495 | 3030 | 31.91% |

RECEIVED/FILED
MICHIGAN DEPT OF STATE
2016 MAR 16 AM 10:24
ELECTIONS/GREAT SEAL

Statement of Votes Cast
Iron County, MI
2016 Presidential Primary
SOVC For Jurisdiction Wide, All Counters, All Races

Date:03/09/16
Time:08:37:15
Page:2 of 10

| | REP President | | | | | | | | | | |
|------------------------------------|---------------|---------------|-------------|----------------|-------|------------------|-------|----------------------|-------|----------------|--------|
| | Reg. Voters | Times Counted | Total Votes | Jeb Bush (REP) | | Ben Carson (REP) | | Chris Christie (REP) | | Ted Cruz (REP) | |
| Jurisdiction Wide | | | | | | | | | | | |
| City of Caspian, Precinct 1 | 644 | 78 | 78 | 0 | 0.00% | 0 | 0.00% | 0 | 0.00% | 19 | 24.36% |
| City of Crystal Falls, Precinct 1 | 1292 | 155 | 155 | 0 | 0.00% | 2 | 1.29% | 0 | 0.00% | 35 | 22.58% |
| City of Gaastra, Precinct 1 | 256 | 48 | 48 | 0 | 0.00% | 0 | 0.00% | 0 | 0.00% | 12 | 25.00% |
| City of Iron River, Precinct 1 | 604 | 115 | 115 | 1 | 0.87% | 1 | 0.87% | 0 | 0.00% | 27 | 23.48% |
| City of Iron River, Precinct 2 | 494 | 78 | 78 | 1 | 1.28% | 4 | 5.13% | 0 | 0.00% | 28 | 35.90% |
| City of Iron River, Precinct 3 | 525 | 87 | 87 | 1 | 1.15% | 2 | 2.30% | 0 | 0.00% | 19 | 21.84% |
| City of Iron River, Precinct 4 | 542 | 78 | 78 | 1 | 1.28% | 0 | 0.00% | 0 | 0.00% | 21 | 26.92% |
| Bates Township, Precinct 1 | 797 | 219 | 219 | 1 | 0.46% | 1 | 0.46% | 0 | 0.00% | 76 | 34.70% |
| Crystal Falls Township, Precinct 1 | 1303 | 261 | 261 | 2 | 0.77% | 3 | 1.15% | 0 | 0.00% | 71 | 27.20% |
| Hematite Township, Precinct 1 | 229 | 46 | 46 | 0 | 0.00% | 0 | 0.00% | 0 | 0.00% | 5 | 10.87% |
| Iron River Township, Precinct 1 | 934 | 220 | 220 | 1 | 0.45% | 0 | 0.00% | 0 | 0.00% | 51 | 23.18% |
| Mansfield Township, Precinct 1 | 217 | 52 | 52 | 0 | 0.00% | 1 | 1.92% | 0 | 0.00% | 19 | 36.54% |
| Mansfield Township, Precinct 2 | 14 | 8 | 8 | 0 | 0.00% | 0 | 0.00% | 0 | 0.00% | 1 | 12.50% |
| Mastodon Township, Precinct 1 | 475 | 126 | 125 | 1 | 0.80% | 4 | 3.20% | 0 | 0.00% | 15 | 12.00% |
| Mastodon Township, Precinct 2 | 88 | 27 | 27 | 0 | 0.00% | 2 | 7.41% | 0 | 0.00% | 6 | 22.22% |
| Stambaugh Township, Precinct 1 | 1081 | 241 | 241 | 3 | 1.24% | 8 | 3.32% | 0 | 0.00% | 57 | 23.65% |
| Total | 9495 | 1839 | 1838 | 12 | 0.65% | 28 | 1.52% | 0 | 0.00% | 462 | 25.14% |

Statement of Votes Cast
Iron County, MI
2016 Presidential Primary
SOVC For Jurisdiction Wide, All Counters, All Races

Date:03/09/16
Time:08:37:15
Page:3 of 10

| | REP President | | | | | | | | | |
|------------------------------------|------------------------|-------|-------------------------|-------|------------------------|-------|-------------------------|--------|------------------------|-------|
| | Carly Fiorina (REP) | | Lindsey Graham (REP) | | Mike Huckabee (REP) | | John R. Kasich (REP) | | George Pataki (REP) | |
| Jurisdiction Wide | | | | | | | | | | |
| City of Caspian, Precinct 1 | 0 | 0.00% | 0 | 0.00% | 0 | 0.00% | 15 | 19.23% | 0 | 0.00% |
| City of Crystal Falls, Precinct 1 | 0 | 0.00% | 0 | 0.00% | 0 | 0.00% | 32 | 20.65% | 0 | 0.00% |
| City of Gastra, Precinct 1 | 0 | 0.00% | 0 | 0.00% | 0 | 0.00% | 10 | 20.83% | 0 | 0.00% |
| City of Iron River, Precinct 1 | 0 | 0.00% | 0 | 0.00% | 0 | 0.00% | 20 | 17.39% | 0 | 0.00% |
| City of Iron River, Precinct 2 | 0 | 0.00% | 0 | 0.00% | 0 | 0.00% | 14 | 17.95% | 0 | 0.00% |
| City of Iron River, Precinct 3 | 1 | 1.15% | 0 | 0.00% | 0 | 0.00% | 15 | 17.24% | 0 | 0.00% |
| City of Iron River, Precinct 4 | 0 | 0.00% | 0 | 0.00% | 1 | 1.28% | 19 | 24.36% | 0 | 0.00% |
| Bates Township, Precinct 1 | 1 | 0.46% | 0 | 0.00% | 0 | 0.00% | 31 | 14.16% | 0 | 0.00% |
| Crystal Falls Township, Precinct 1 | 1 | 0.38% | 0 | 0.00% | 0 | 0.00% | 45 | 17.24% | 1 | 0.38% |
| Hematite Township, Precinct 1 | 0 | 0.00% | 0 | 0.00% | 0 | 0.00% | 7 | 15.22% | 0 | 0.00% |
| Iron River Township, Precinct 1 | 0 | 0.00% | 0 | 0.00% | 5 | 2.27% | 39 | 17.73% | 0 | 0.00% |
| Mansfield Township, Precinct 1 | 0 | 0.00% | 0 | 0.00% | 0 | 0.00% | 6 | 11.54% | 0 | 0.00% |
| Mansfield Township, Precinct 2 | 0 | 0.00% | 0 | 0.00% | 0 | 0.00% | 2 | 25.00% | 0 | 0.00% |
| Mastodon Township, Precinct 1 | 0 | 0.00% | 0 | 0.00% | 0 | 0.00% | 36 | 28.80% | 0 | 0.00% |
| Mastodon Township, Precinct 2 | 0 | 0.00% | 0 | 0.00% | 0 | 0.00% | 1 | 3.70% | 0 | 0.00% |
| Stambaugh Township, Precinct 1 | 0 | 0.00% | 0 | 0.00% | 0 | 0.00% | 41 | 17.01% | 0 | 0.00% |
| Total | 3 | 0.16% | 0 | 0.00% | 6 | 0.33% | 333 | 18.12% | 1 | 0.05% |

Statement of Votes Cast
Iron County, MI
2016 Presidential Primary

Date:03/09/16
Time:08:37:16
Page:4 of 10

SOVC For Jurisdiction Wide, All Counters, All Races

| | REP President | | | | | | | | | |
|------------------------------------|-----------------|-------|-------------------|--------|---------------------|-------|-----------------------|--------|-------------|-------|
| | Rand Paul (REP) | | Marco Rubio (REP) | | Rick Santorum (REP) | | Donald J. Trump (REP) | | Uncommitted | |
| Jurisdiction Wide | | | | | | | | | | |
| City of Caspian, Precinct 1 | 0 | 0.00% | 4 | 5.13% | 0 | 0.00% | 40 | 51.28% | 0 | 0.00% |
| City of Crystal Falls, Precinct 1 | 0 | 0.00% | 5 | 3.23% | 0 | 0.00% | 81 | 52.26% | 0 | 0.00% |
| City of Gastra, Precinct 1 | 1 | 2.08% | 0 | 0.00% | 0 | 0.00% | 25 | 52.08% | 0 | 0.00% |
| City of Iron River, Precinct 1 | 0 | 0.00% | 5 | 4.35% | 0 | 0.00% | 61 | 53.04% | 0 | 0.00% |
| City of Iron River, Precinct 2 | 0 | 0.00% | 5 | 6.41% | 0 | 0.00% | 22 | 28.21% | 4 | 5.13% |
| City of Iron River, Precinct 3 | 1 | 1.15% | 3 | 3.45% | 2 | 2.30% | 43 | 49.43% | 0 | 0.00% |
| City of Iron River, Precinct 4 | 1 | 1.28% | 3 | 3.85% | 0 | 0.00% | 32 | 41.03% | 0 | 0.00% |
| Bates Township, Precinct 1 | 1 | 0.46% | 13 | 5.94% | 0 | 0.00% | 94 | 42.92% | 1 | 0.46% |
| Crystal Falls Township, Precinct 1 | 1 | 0.38% | 17 | 6.51% | 0 | 0.00% | 117 | 44.83% | 1 | 0.38% |
| Hematite Township, Precinct 1 | 0 | 0.00% | 7 | 15.22% | 0 | 0.00% | 26 | 56.52% | 0 | 0.00% |
| Iron River Township, Precinct 1 | 0 | 0.00% | 22 | 10.00% | 1 | 0.45% | 100 | 45.45% | 1 | 0.45% |
| Mansfield Township, Precinct 1 | 0 | 0.00% | 2 | 3.85% | 0 | 0.00% | 23 | 44.23% | 1 | 1.92% |
| Mansfield Township, Precinct 2 | 0 | 0.00% | 0 | 0.00% | 0 | 0.00% | 5 | 62.50% | 0 | 0.00% |
| Mastodon Township, Precinct 1 | 0 | 0.00% | 4 | 3.20% | 0 | 0.00% | 64 | 51.20% | 1 | 0.80% |
| Mastodon Township, Precinct 2 | 0 | 0.00% | 0 | 0.00% | 0 | 0.00% | 18 | 66.67% | 0 | 0.00% |
| Stambaugh Township, Precinct 1 | 1 | 0.41% | 13 | 5.39% | 0 | 0.00% | 117 | 48.55% | 1 | 0.41% |
| Total | 6 | 0.33% | 103 | 5.60% | 3 | 0.16% | 868 | 47.23% | 10 | 0.54% |

Statement of Votes Cast

Iron County, MI

2016 Presidential Primary

SOVC For Jurisdiction Wide, All Counters, All Races

Date:03/09/16

Time:08:37:16

Page:5 of 10

| | REP President | |
|------------------------------------|----------------|-------|
| | Write-In Votes | |
| Jurisdiction Wide | | |
| City of Caspian, Precinct 1 | 0 | 0.00% |
| City of Crystal Falls, Precinct 1 | 0 | 0.00% |
| City of Gastra, Precinct 1 | 0 | 0.00% |
| City of Iron River, Precinct 1 | 0 | 0.00% |
| City of Iron River, Precinct 2 | 0 | 0.00% |
| City of Iron River, Precinct 3 | 0 | 0.00% |
| City of Iron River, Precinct 4 | 0 | 0.00% |
| Bates Township, Precinct 1 | 0 | 0.00% |
| Crystal Falls Township, Precinct 1 | 2 | 0.77% |
| Hematite Township, Precinct 1 | 1 | 2.17% |
| Iron River Township, Precinct 1 | 0 | 0.00% |
| Mansfield Township, Precinct 1 | 0 | 0.00% |
| Mansfield Township, Precinct 2 | 0 | 0.00% |
| Mastodon Township, Precinct 1 | 0 | 0.00% |
| Mastodon Township, Precinct 2 | 0 | 0.00% |
| Stambaugh Township, Precinct 1 | 0 | 0.00% |
| Total | 3 | 0.16% |

Statement of Votes Cast

Iron County, MI

2016 Presidential Primary

SOVC For Jurisdiction Wide, All Counters, All Races

Date:03/09/16

Time:08:37:16

Page:6 of 10

| | DEM President | | | | | | | | | | |
|------------------------------------|----------------|------------------|----------------|--------------------------|--------|------------------------------|-------|-----------------------------|-------|-------------------------|--------|
| | Reg. Voters | Times Counted | Total Votes | Hillary Clinton (DEM) | | Rocky De La Fuentes (DEM) | | Martin J. O'Malley (DEM) | | Bernie Sanders (DEM) | |
| Jurisdiction Wide | | | | | | | | | | | |
| City of Caspian, Precinct 1 | 644 | 89 | 89 | 45 | 50.56% | 0 | 0.00% | 0 | 0.00% | 43 | 48.31% |
| City of Crystal Falls, Precinct 1 | 1292 | 154 | 153 | 68 | 44.44% | 0 | 0.00% | 0 | 0.00% | 80 | 52.29% |
| City of Gaastra, Precinct 1 | 256 | 32 | 30 | 12 | 40.00% | 0 | 0.00% | 0 | 0.00% | 18 | 60.00% |
| City of Iron River, Precinct 1 | 604 | 55 | 53 | 22 | 41.51% | 0 | 0.00% | 0 | 0.00% | 30 | 56.60% |
| City of Iron River, Precinct 2 | 494 | 51 | 51 | 28 | 54.90% | 0 | 0.00% | 0 | 0.00% | 23 | 45.10% |
| City of Iron River, Precinct 3 | 525 | 53 | 53 | 23 | 43.40% | 0 | 0.00% | 0 | 0.00% | 30 | 56.60% |
| City of Iron River, Precinct 4 | 542 | 45 | 45 | 20 | 44.44% | 0 | 0.00% | 0 | 0.00% | 25 | 55.56% |
| Bates Township, Precinct 1 | 797 | 85 | 84 | 48 | 57.14% | 0 | 0.00% | 0 | 0.00% | 34 | 40.48% |
| Crystal Falls Township, Precinct 1 | 1303 | 183 | 182 | 83 | 45.60% | 0 | 0.00% | 0 | 0.00% | 97 | 53.30% |
| Hematite Township, Precinct 1 | 229 | 33 | 33 | 16 | 48.48% | 0 | 0.00% | 0 | 0.00% | 17 | 51.52% |
| Iron River Township, Precinct 1 | 934 | 80 | 80 | 32 | 40.00% | 0 | 0.00% | 0 | 0.00% | 48 | 60.00% |
| Mansfield Township, Precinct 1 | 217 | 26 | 26 | 11 | 42.31% | 0 | 0.00% | 0 | 0.00% | 14 | 53.85% |
| Mansfield Township, Precinct 2 | 14 | 3 | 3 | 1 | 33.33% | 0 | 0.00% | 0 | 0.00% | 2 | 66.67% |
| Mastodon Township, Precinct 1 | 475 | 70 | 69 | 42 | 60.87% | 0 | 0.00% | 0 | 0.00% | 26 | 37.68% |
| Mastodon Township, Precinct 2 | 88 | 11 | 11 | 5 | 45.45% | 0 | 0.00% | 0 | 0.00% | 6 | 54.55% |
| Stambaugh Township, Precinct 1 | 1081 | 129 | 129 | 71 | 55.04% | 0 | 0.00% | 0 | 0.00% | 53 | 41.09% |
| Total | 9495 | 1099 | 1091 | 527 | 48.30% | 0 | 0.00% | 0 | 0.00% | 546 | 50.05% |

Statement of Votes Cast

Iron County, MI

2016 Presidential Primary

SOVC For Jurisdiction Wide, All Counters, All Races

Date:03/09/16

Time:08:37:16

Page:7 of 10

| | DEM President | | | | County Proposal | | | | | |
|------------------------------------|---------------|-------|----------------|-------|-----------------|---------------|-------------|------|--------|------------|
| | Uncommitted | | Write-In Votes | | Reg. Voters | Times Counted | Total Votes | YES | | NO |
| Jurisdiction Wide | | | | | | | | | | |
| City of Caspian, Precinct 1 | 1 | 1.12% | 0 | 0.00% | 644 | 174 | 172 | 117 | 68.02% | 55 31.98% |
| City of Crystal Falls, Precinct 1 | 5 | 3.27% | 0 | 0.00% | 1292 | 317 | 316 | 239 | 75.63% | 77 24.37% |
| City of Gastra, Precinct 1 | 0 | 0.00% | 0 | 0.00% | 256 | 85 | 82 | 67 | 81.71% | 15 18.29% |
| City of Iron River, Precinct 1 | 1 | 1.89% | 0 | 0.00% | 604 | 174 | 170 | 124 | 72.94% | 46 27.06% |
| City of Iron River, Precinct 2 | 0 | 0.00% | 0 | 0.00% | 494 | 141 | 135 | 112 | 82.96% | 23 17.04% |
| City of Iron River, Precinct 3 | 0 | 0.00% | 0 | 0.00% | 525 | 146 | 142 | 119 | 83.80% | 23 16.20% |
| City of Iron River, Precinct 4 | 0 | 0.00% | 0 | 0.00% | 542 | 125 | 122 | 91 | 74.59% | 31 25.41% |
| Bates Township, Precinct 1 | 2 | 2.38% | 0 | 0.00% | 797 | 312 | 310 | 218 | 70.32% | 92 29.68% |
| Crystal Falls Township, Precinct 1 | 2 | 1.10% | 0 | 0.00% | 1303 | 457 | 451 | 289 | 64.08% | 162 35.92% |
| Hematite Township, Precinct 1 | 0 | 0.00% | 0 | 0.00% | 229 | 80 | 77 | 57 | 74.03% | 20 25.97% |
| Iron River Township, Precinct 1 | 0 | 0.00% | 0 | 0.00% | 934 | 303 | 299 | 195 | 65.22% | 104 34.78% |
| Mansfield Township, Precinct 1 | 1 | 3.85% | 0 | 0.00% | 217 | 83 | 81 | 52 | 64.20% | 29 35.80% |
| Mansfield Township, Precinct 2 | 0 | 0.00% | 0 | 0.00% | 14 | 11 | 11 | 6 | 54.55% | 5 45.45% |
| Mastodon Township, Precinct 1 | 1 | 1.45% | 0 | 0.00% | 475 | 202 | 199 | 139 | 69.85% | 60 30.15% |
| Mastodon Township, Precinct 2 | 0 | 0.00% | 0 | 0.00% | 88 | 38 | 38 | 21 | 55.26% | 17 44.74% |
| Stambaugh Township, Precinct 1 | 5 | 3.88% | 0 | 0.00% | 1081 | 382 | 377 | 276 | 73.21% | 101 26.79% |
| Total | 18 | 1.65% | 0 | 0.00% | 9495 | 3030 | 2982 | 2122 | 71.16% | 860 28.84% |

Statement of Vote
Isabella County
Pres_Primary_2016_E
3/9/2016

Republican Party President of the United States

| | Registered | Turnout | Percent | 1 | 2 | 3 | 4 | 5 | 6 | 7 | 8 | 9 |
|---------------------------------------|--------------|------------|---------------|----------|----------|----------|-----------|----------|----------|----------|-----------|----------|
| City of Mt Pleasant Precinct 1 | 1,960 | 612 | 31.22% | 3 | 4 | 0 | 67 | 0 | 0 | 0 | 47 | 1 |
| Polling Day | | 612 | 31.22% | 3 | 4 | 0 | 67 | 0 | 0 | 0 | 47 | 1 |
| Polling Day Manual Entry | | 0 | 0.00% | 0 | 0 | 0 | 0 | 0 | 0 | 0 | 0 | 0 |
| AVCB | | 0 | 0.00% | 0 | 0 | 0 | 0 | 0 | 0 | 0 | 0 | 0 |
| SPR Host | | 0 | 0.00% | 0 | 0 | 0 | 0 | 0 | 0 | 0 | 0 | 0 |
| City of Mt Pleasant Precinct 2 | 2,074 | 701 | 33.80% | 4 | 1 | 2 | 40 | 1 | 1 | 0 | 62 | 0 |
| Polling Day | | 701 | 33.80% | 4 | 1 | 2 | 40 | 1 | 1 | 0 | 62 | 0 |
| Polling Day Manual Entry | | 0 | 0.00% | 0 | 0 | 0 | 0 | 0 | 0 | 0 | 0 | 0 |
| AVCB | | 0 | 0.00% | 0 | 0 | 0 | 0 | 0 | 0 | 0 | 0 | 0 |
| SPR Host | | 0 | 0.00% | 0 | 0 | 0 | 0 | 0 | 0 | 0 | 0 | 0 |
| City of Mt Pleasant Precinct 3 | 1,781 | 695 | 39.02% | 1 | 9 | 0 | 65 | 0 | 0 | 0 | 80 | 0 |
| Polling Day | | 695 | 39.02% | 1 | 9 | 0 | 65 | 0 | 0 | 0 | 80 | 0 |
| Polling Day Manual Entry | | 0 | 0.00% | 0 | 0 | 0 | 0 | 0 | 0 | 0 | 0 | 0 |
| AVCB | | 0 | 0.00% | 0 | 0 | 0 | 0 | 0 | 0 | 0 | 0 | 0 |
| SPR Host | | 0 | 0.00% | 0 | 0 | 0 | 0 | 0 | 0 | 0 | 0 | 0 |
| City of Mt Pleasant Precinct 4 | 2,004 | 531 | 26.50% | 1 | 2 | 1 | 44 | 0 | 0 | 1 | 56 | 0 |
| Polling Day | | 531 | 26.50% | 1 | 2 | 1 | 44 | 0 | 0 | 1 | 56 | 0 |
| Polling Day Manual Entry | | 0 | 0.00% | 0 | 0 | 0 | 0 | 0 | 0 | 0 | 0 | 0 |
| AVCB | | 0 | 0.00% | 0 | 0 | 0 | 0 | 0 | 0 | 0 | 0 | 0 |
| SPR Host | | 0 | 0.00% | 0 | 0 | 0 | 0 | 0 | 0 | 0 | 0 | 0 |
| City of Mt Pleasant Precinct 5 | 914 | 377 | 41.25% | 0 | 4 | 0 | 26 | 0 | 0 | 1 | 59 | 0 |
| Polling Day | | 377 | 41.25% | 0 | 4 | 0 | 26 | 0 | 0 | 1 | 59 | 0 |
| Polling Day Manual Entry | | 0 | 0.00% | 0 | 0 | 0 | 0 | 0 | 0 | 0 | 0 | 0 |
| AVCB | | 0 | 0.00% | 0 | 0 | 0 | 0 | 0 | 0 | 0 | 0 | 0 |
| SPR Host | | 0 | 0.00% | 0 | 0 | 0 | 0 | 0 | 0 | 0 | 0 | 0 |
| City of Mt Pleasant Precinct 6 | 2,134 | 476 | 22.31% | 1 | 1 | 2 | 37 | 1 | 0 | 1 | 63 | 0 |
| Polling Day | | 476 | 22.31% | 1 | 1 | 2 | 37 | 1 | 0 | 1 | 63 | 0 |
| Polling Day Manual Entry | | 0 | 0.00% | 0 | 0 | 0 | 0 | 0 | 0 | 0 | 0 | 0 |
| AVCB | | 0 | 0.00% | 0 | 0 | 0 | 0 | 0 | 0 | 0 | 0 | 0 |
| SPR Host | | 0 | 0.00% | 0 | 0 | 0 | 0 | 0 | 0 | 0 | 0 | 0 |
| City of Mt Pleasant Precinct 7 | 1,065 | 247 | 23.19% | 0 | 1 | 0 | 17 | 0 | 0 | 0 | 25 | 0 |
| Polling Day | | 247 | 23.19% | 0 | 1 | 0 | 17 | 0 | 0 | 0 | 25 | 0 |
| Polling Day Manual Entry | | 0 | 0.00% | 0 | 0 | 0 | 0 | 0 | 0 | 0 | 0 | 0 |
| AVCB | | 0 | 0.00% | 0 | 0 | 0 | 0 | 0 | 0 | 0 | 0 | 0 |
| SPR Host | | 0 | 0.00% | 0 | 0 | 0 | 0 | 0 | 0 | 0 | 0 | 0 |
| Broomfield Township Precinct | 1,379 | 400 | 29.01% | 1 | 6 | 0 | 64 | 0 | 0 | 1 | 46 | 0 |
| Polling Day | | 400 | 29.01% | 1 | 6 | 0 | 64 | 0 | 0 | 1 | 46 | 0 |
| Polling Day Manual Entry | | 0 | 0.00% | 0 | 0 | 0 | 0 | 0 | 0 | 0 | 0 | 0 |
| SPR Host | | 0 | 0.00% | 0 | 0 | 0 | 0 | 0 | 0 | 0 | 0 | 0 |
| Chippewa Township Precinct 1 | 2,117 | 539 | 25.46% | 1 | 6 | 0 | 73 | 0 | 0 | 0 | 24 | 1 |
| Polling Day | | 539 | 25.46% | 1 | 6 | 0 | 73 | 0 | 0 | 0 | 24 | 1 |
| Polling Day Manual Entry | | 0 | 0.00% | 0 | 0 | 0 | 0 | 0 | 0 | 0 | 0 | 0 |
| AVCB | | 0 | 0.00% | 0 | 0 | 0 | 0 | 0 | 0 | 0 | 0 | 0 |
| SPR Host | | 0 | 0.00% | 0 | 0 | 0 | 0 | 0 | 0 | 0 | 0 | 0 |
| Chippewa Township Precinct 2 | 1,216 | 295 | 24.26% | 1 | 1 | 0 | 41 | 0 | 0 | 0 | 18 | 0 |
| Polling Day | | 295 | 24.26% | 1 | 1 | 0 | 41 | 0 | 0 | 0 | 18 | 0 |
| Polling Day Manual Entry | | 0 | 0.00% | 0 | 0 | 0 | 0 | 0 | 0 | 0 | 0 | 0 |
| AVCB | | 0 | 0.00% | 0 | 0 | 0 | 0 | 0 | 0 | 0 | 0 | 0 |
| SPR Host | | 0 | 0.00% | 0 | 0 | 0 | 0 | 0 | 0 | 0 | 0 | 0 |

| | 10 | 11 | 12 | 13 | 14 | 15 |
|---|-----------|----------|-----------|----------|----------|----|
| City of Mt Pleasant Precinct 1 1 | 20 | 0 | 73 | 5 | 0 | |
| Polling Day | 1 | 20 | 0 | 73 | 5 | 0 |
| Polling Day Manual Entry | 0 | 0 | 0 | 0 | 0 | 0 |
| AVCB | 0 | 0 | 0 | 0 | 0 | 0 |
| SPR Host | 0 | 0 | 0 | 0 | 0 | 0 |
| City of Mt Pleasant Precinct 2 1 | 21 | 0 | 60 | 4 | 0 | |
| Polling Day | 1 | 21 | 0 | 60 | 4 | 0 |
| Polling Day Manual Entry | 0 | 0 | 0 | 0 | 0 | 0 |
| AVCB | 0 | 0 | 0 | 0 | 0 | 0 |
| SPR Host | 0 | 0 | 0 | 0 | 0 | 0 |
| City of Mt Pleasant Precinct 3 0 | 41 | 1 | 87 | 6 | 0 | |
| Polling Day | 0 | 41 | 1 | 87 | 6 | 0 |
| Polling Day Manual Entry | 0 | 0 | 0 | 0 | 0 | 0 |
| AVCB | 0 | 0 | 0 | 0 | 0 | 0 |
| SPR Host | 0 | 0 | 0 | 0 | 0 | 0 |
| City of Mt Pleasant Precinct 4 1 | 34 | 0 | 57 | 2 | 0 | |
| Polling Day | 1 | 34 | 0 | 57 | 2 | 0 |
| Polling Day Manual Entry | 0 | 0 | 0 | 0 | 0 | 0 |
| AVCB | 0 | 0 | 0 | 0 | 0 | 0 |
| SPR Host | 0 | 0 | 0 | 0 | 0 | 0 |
| City of Mt Pleasant Precinct 5 1 | 19 | 0 | 48 | 3 | 0 | |
| Polling Day | 1 | 19 | 0 | 48 | 3 | 0 |
| Polling Day Manual Entry | 0 | 0 | 0 | 0 | 0 | 0 |
| AVCB | 0 | 0 | 0 | 0 | 0 | 0 |
| SPR Host | 0 | 0 | 0 | 0 | 0 | 0 |
| City of Mt Pleasant Precinct 6 1 | 29 | 0 | 35 | 0 | 0 | |
| Polling Day | 1 | 29 | 0 | 35 | 0 | 0 |
| Polling Day Manual Entry | 0 | 0 | 0 | 0 | 0 | 0 |
| AVCB | 0 | 0 | 0 | 0 | 0 | 0 |
| SPR Host | 0 | 0 | 0 | 0 | 0 | 0 |
| City of Mt Pleasant Precinct 7 0 | 16 | 0 | 22 | 0 | 0 | |
| Polling Day | 0 | 16 | 0 | 22 | 0 | 0 |
| Polling Day Manual Entry | 0 | 0 | 0 | 0 | 0 | 0 |
| AVCB | 0 | 0 | 0 | 0 | 0 | 0 |
| SPR Host | 0 | 0 | 0 | 0 | 0 | 0 |
| Broomfield Township Precinct 3 | 29 | 1 | 81 | 8 | 0 | |
| Polling Day | 3 | 29 | 1 | 81 | 8 | 0 |
| Polling Day Manual Entry | 0 | 0 | 0 | 0 | 0 | 0 |
| SPR Host | 0 | 0 | 0 | 0 | 0 | 0 |
| Chippewa Township Precinct 0 | 26 | 2 | 86 | 3 | 0 | |
| Polling Day | 0 | 26 | 2 | 86 | 3 | 0 |
| Polling Day Manual Entry | 0 | 0 | 0 | 0 | 0 | 0 |
| AVCB | 0 | 0 | 0 | 0 | 0 | 0 |
| SPR Host | 0 | 0 | 0 | 0 | 0 | 0 |
| Chippewa Township Precinct 2 | 13 | 0 | 60 | 3 | 0 | |
| Polling Day | 2 | 13 | 0 | 60 | 3 | 0 |
| Polling Day Manual Entry | 0 | 0 | 0 | 0 | 0 | 0 |
| AVCB | 0 | 0 | 0 | 0 | 0 | 0 |
| SPR Host | 0 | 0 | 0 | 0 | 0 | 0 |

Statement of Vote
Isabella County
Pres_Primary_2016_E
3/9/2016

Republican Party President of the United States

| | Registered | Turnout | Percent | 1 | 2 | 3 | 4 | 5 | 6 | 7 | 8 | 9 |
|--------------------------------------|--------------|------------|---------------|----------|----------|----------|------------|----------|----------|----------|------------|----------|
| Coe Township Precinct 1 | 1,271 | 368 | 28.95% | 0 | 7 | 0 | 59 | 0 | 0 | 0 | 49 | 1 |
| Polling Day | | 368 | 28.95% | 0 | 7 | 0 | 59 | 0 | 0 | 0 | 49 | 1 |
| Polling Day Manual Entry | | 0 | 0.00% | 0 | 0 | 0 | 0 | 0 | 0 | 0 | 0 | 0 |
| SPR Host | | 0 | 0.00% | 0 | 0 | 0 | 0 | 0 | 0 | 0 | 0 | 0 |
| Coe Township Precinct 2 | 969 | 342 | 35.29% | 0 | 4 | 1 | 53 | 0 | 0 | 0 | 36 | 0 |
| Polling Day | | 342 | 35.29% | 0 | 4 | 1 | 53 | 0 | 0 | 0 | 36 | 0 |
| Polling Day Manual Entry | | 0 | 0.00% | 0 | 0 | 0 | 0 | 0 | 0 | 0 | 0 | 0 |
| SPR Host | | 0 | 0.00% | 0 | 0 | 0 | 0 | 0 | 0 | 0 | 0 | 0 |
| Coldwater Township Precinct 1 | 626 | 169 | 27.00% | 0 | 2 | 0 | 27 | 0 | 0 | 0 | 16 | 0 |
| Polling Day | | 169 | 27.00% | 0 | 2 | 0 | 27 | 0 | 0 | 0 | 16 | 0 |
| Polling Day Manual Entry | | 0 | 0.00% | 0 | 0 | 0 | 0 | 0 | 0 | 0 | 0 | 0 |
| SPR Host | | 0 | 0.00% | 0 | 0 | 0 | 0 | 0 | 0 | 0 | 0 | 0 |
| Deerfield Township Precinct 1 | 1,695 | 644 | 37.99% | 1 | 1 | 0 | 110 | 0 | 0 | 0 | 106 | 0 |
| Polling Day | | 644 | 37.99% | 1 | 1 | 0 | 110 | 0 | 0 | 0 | 106 | 0 |
| Polling Day Manual Entry | | 0 | 0.00% | 0 | 0 | 0 | 0 | 0 | 0 | 0 | 0 | 0 |
| SPR Host | | 0 | 0.00% | 0 | 0 | 0 | 0 | 0 | 0 | 0 | 0 | 0 |
| Deerfield Township Precinct 2 | 937 | 317 | 33.83% | 0 | 0 | 0 | 51 | 0 | 0 | 0 | 37 | 0 |
| Polling Day | | 317 | 33.83% | 0 | 0 | 0 | 51 | 0 | 0 | 0 | 37 | 0 |
| Polling Day Manual Entry | | 0 | 0.00% | 0 | 0 | 0 | 0 | 0 | 0 | 0 | 0 | 0 |
| SPR Host | | 0 | 0.00% | 0 | 0 | 0 | 0 | 0 | 0 | 0 | 0 | 0 |
| Denver Township Precinct 1 | 817 | 249 | 30.48% | 0 | 2 | 0 | 36 | 0 | 0 | 1 | 23 | 0 |
| Polling Day | | 249 | 30.48% | 0 | 2 | 0 | 36 | 0 | 0 | 1 | 23 | 0 |
| Polling Day Manual Entry | | 0 | 0.00% | 0 | 0 | 0 | 0 | 0 | 0 | 0 | 0 | 0 |
| SPR Host | | 0 | 0.00% | 0 | 0 | 0 | 0 | 0 | 0 | 0 | 0 | 0 |
| Fremont Township Precinct 1 | 999 | 318 | 31.83% | 3 | 6 | 1 | 62 | 1 | 0 | 0 | 31 | 0 |
| Polling Day | | 318 | 31.83% | 3 | 6 | 1 | 62 | 1 | 0 | 0 | 31 | 0 |
| Polling Day Manual Entry | | 0 | 0.00% | 0 | 0 | 0 | 0 | 0 | 0 | 0 | 0 | 0 |
| SPR Host | | 0 | 0.00% | 0 | 0 | 0 | 0 | 0 | 0 | 0 | 0 | 0 |
| Gilmore Township Precinct 1 | 1,020 | 319 | 31.27% | 1 | 2 | 0 | 61 | 0 | 0 | 0 | 35 | 0 |
| Polling Day | | 319 | 31.27% | 1 | 2 | 0 | 61 | 0 | 0 | 0 | 35 | 0 |
| Polling Day Manual Entry | | 0 | 0.00% | 0 | 0 | 0 | 0 | 0 | 0 | 0 | 0 | 0 |
| SPR Host | | 0 | 0.00% | 0 | 0 | 0 | 0 | 0 | 0 | 0 | 0 | 0 |
| Isabella Township Precinct 1 | 1,644 | 428 | 26.03% | 0 | 6 | 1 | 43 | 0 | 1 | 1 | 50 | 0 |
| Polling Day | | 428 | 26.03% | 0 | 6 | 1 | 43 | 0 | 1 | 1 | 50 | 0 |
| Polling Day Manual Entry | | 0 | 0.00% | 0 | 0 | 0 | 0 | 0 | 0 | 0 | 0 | 0 |
| SPR Host | | 0 | 0.00% | 0 | 0 | 0 | 0 | 0 | 0 | 0 | 0 | 0 |
| Lincoln Township Precinct 1 | 1,521 | 470 | 30.90% | 3 | 3 | 1 | 118 | 1 | 0 | 1 | 59 | 1 |
| Polling Day | | 470 | 30.90% | 3 | 3 | 1 | 118 | 1 | 0 | 1 | 59 | 1 |
| Polling Day Manual Entry | | 0 | 0.00% | 0 | 0 | 0 | 0 | 0 | 0 | 0 | 0 | 0 |
| SPR Host | | 0 | 0.00% | 0 | 0 | 0 | 0 | 0 | 0 | 0 | 0 | 0 |
| Nottawa Township Precinct 1 | 1,705 | 492 | 28.86% | 0 | 3 | 1 | 99 | 0 | 0 | 2 | 65 | 3 |
| Polling Day | | 492 | 28.86% | 0 | 3 | 1 | 99 | 0 | 0 | 2 | 65 | 3 |
| Polling Day Manual Entry | | 0 | 0.00% | 0 | 0 | 0 | 0 | 0 | 0 | 0 | 0 | 0 |
| SPR Host | | 0 | 0.00% | 0 | 0 | 0 | 0 | 0 | 0 | 0 | 0 | 0 |
| Rolland Township Precinct 1 | 852 | 279 | 32.75% | 1 | 4 | 1 | 45 | 0 | 1 | 0 | 26 | 0 |
| Polling Day | | 279 | 32.75% | 1 | 4 | 1 | 45 | 0 | 1 | 0 | 26 | 0 |
| Polling Day Manual Entry | | 0 | 0.00% | 0 | 0 | 0 | 0 | 0 | 0 | 0 | 0 | 0 |
| SPR Host | | 0 | 0.00% | 0 | 0 | 0 | 0 | 0 | 0 | 0 | 0 | 0 |

| | 10 | 11 | 12 | 13 | 14 | 15 |
|---------------------------------------|----|----|----|-----|----|----|
| Coe Township Precinct 1 | 0 | 35 | 0 | 65 | 5 | 1 |
| Polling Day | 0 | 35 | 0 | 65 | 5 | 1 |
| Polling Day Manual Entry | 0 | 0 | 0 | 0 | 0 | 0 |
| SPR Host | 0 | 0 | 0 | 0 | 0 | 0 |
| Coe Township Precinct 2 | 0 | 22 | 1 | 82 | 2 | 0 |
| Polling Day | 0 | 22 | 1 | 82 | 2 | 0 |
| Polling Day Manual Entry | 0 | 0 | 0 | 0 | 0 | 0 |
| SPR Host | 0 | 0 | 0 | 0 | 0 | 0 |
| Coldwater Township Precinct 0 | | 5 | 0 | 40 | 0 | 0 |
| Polling Day | 0 | 5 | 0 | 40 | 0 | 0 |
| Polling Day Manual Entry | 0 | 0 | 0 | 0 | 0 | 0 |
| SPR Host | 0 | 0 | 0 | 0 | 0 | 0 |
| Deerfield Township Precinct 10 | 46 | 0 | 0 | 104 | 0 | 1 |
| Polling Day | 0 | 46 | 0 | 104 | 0 | 1 |
| Polling Day Manual Entry | 0 | 0 | 0 | 0 | 0 | 0 |
| SPR Host | 0 | 0 | 0 | 0 | 0 | 0 |
| Deerfield Township Precinct 21 | 18 | 0 | 0 | 73 | 0 | 0 |
| Polling Day | 1 | 18 | 0 | 73 | 0 | 0 |
| Polling Day Manual Entry | 0 | 0 | 0 | 0 | 0 | 0 |
| SPR Host | 0 | 0 | 0 | 0 | 0 | 0 |
| Denver Township Precinct 1 | 1 | 8 | 0 | 61 | 0 | 0 |
| Polling Day | 1 | 8 | 0 | 61 | 0 | 0 |
| Polling Day Manual Entry | 0 | 0 | 0 | 0 | 0 | 0 |
| SPR Host | 0 | 0 | 0 | 0 | 0 | 0 |
| Fremont Township Precinct 1 0 | 18 | 0 | 0 | 75 | 3 | 0 |
| Polling Day | 0 | 18 | 0 | 75 | 3 | 0 |
| Polling Day Manual Entry | 0 | 0 | 0 | 0 | 0 | 0 |
| SPR Host | 0 | 0 | 0 | 0 | 0 | 0 |
| Gilmore Township Precinct 1 0 | 15 | 1 | 0 | 90 | 0 | 0 |
| Polling Day | 0 | 15 | 1 | 90 | 0 | 0 |
| Polling Day Manual Entry | 0 | 0 | 0 | 0 | 0 | 0 |
| SPR Host | 0 | 0 | 0 | 0 | 0 | 0 |
| Isabella Township Precinct 1 | 1 | 18 | 3 | 95 | 3 | 0 |
| Polling Day | 1 | 18 | 3 | 95 | 3 | 0 |
| Polling Day Manual Entry | 0 | 0 | 0 | 0 | 0 | 0 |
| SPR Host | 0 | 0 | 0 | 0 | 0 | 0 |
| Lincoln Township Precinct 1 | 1 | 30 | 0 | 110 | 4 | 0 |
| Polling Day | 1 | 30 | 0 | 110 | 4 | 0 |
| Polling Day Manual Entry | 0 | 0 | 0 | 0 | 0 | 0 |
| SPR Host | 0 | 0 | 0 | 0 | 0 | 0 |
| Nottawa Township Precinct 1 0 | 38 | 1 | 0 | 114 | 0 | 0 |
| Polling Day | 0 | 38 | 1 | 114 | 0 | 0 |
| Polling Day Manual Entry | 0 | 0 | 0 | 0 | 0 | 0 |
| SPR Host | 0 | 0 | 0 | 0 | 0 | 0 |
| Rolland Township Precinct 1 0 | 17 | 0 | 0 | 47 | 2 | 0 |
| Polling Day | 0 | 17 | 0 | 47 | 2 | 0 |
| Polling Day Manual Entry | 0 | 0 | 0 | 0 | 0 | 0 |
| SPR Host | 0 | 0 | 0 | 0 | 0 | 0 |

Statement of Vote
Isabella County
Pres_Primary_2016_E
3/9/2016

Republican Party President of the United States

| | Registered | Turnout | Percent | 1 | 2 | 3 | 4 | 5 | 6 | 7 | 8 | 9 |
|------------------------------------|---------------|---------------|---------------|-----------|------------|-----------|--------------|----------|----------|-----------|--------------|----------|
| Sherman Township Precinct 1 | 2,433 | 620 | 25.48% | 4 | 10 | 0 | 94 | 0 | 0 | 0 | 56 | 0 |
| Polling Day | | 620 | 25.48% | 4 | 10 | 0 | 94 | 0 | 0 | 0 | 56 | 0 |
| Polling Day Manual Entry | | 0 | 0.00% | 0 | 0 | 0 | 0 | 0 | 0 | 0 | 0 | 0 |
| SPR Host | | 0 | 0.00% | 0 | 0 | 0 | 0 | 0 | 0 | 0 | 0 | 0 |
| Union Township Precinct 1 | 1,518 | 593 | 39.06% | 0 | 3 | 3 | 76 | 0 | 2 | 0 | 105 | 0 |
| Polling Day | | 520 | 34.26% | 0 | 1 | 1 | 71 | 0 | 0 | 0 | 100 | 0 |
| Polling Day Manual Entry | | 0 | 0.00% | 0 | 0 | 0 | 0 | 0 | 0 | 0 | 0 | 0 |
| AVCB | | 73 | 4.81% | 0 | 2 | 2 | 5 | 0 | 2 | 0 | 5 | 0 |
| SPR Host | | 0 | 0.00% | 0 | 0 | 0 | 0 | 0 | 0 | 0 | 0 | 0 |
| Union Township Precinct 2 | 3,114 | 741 | 23.80% | 3 | 3 | 0 | 74 | 0 | 0 | 1 | 46 | 0 |
| Polling Day | | 644 | 20.68% | 2 | 3 | 0 | 69 | 0 | 0 | 1 | 40 | 0 |
| Polling Day Manual Entry | | 0 | 0.00% | 0 | 0 | 0 | 0 | 0 | 0 | 0 | 0 | 0 |
| AVCB | | 97 | 3.11% | 1 | 0 | 0 | 5 | 0 | 0 | 0 | 6 | 0 |
| SPR Host | | 0 | 0.00% | 0 | 0 | 0 | 0 | 0 | 0 | 0 | 0 | 0 |
| Union Township Precinct 3 | 2,022 | 543 | 26.85% | 2 | 1 | 0 | 82 | 0 | 0 | 0 | 62 | 0 |
| Polling Day | | 484 | 23.94% | 1 | 1 | 0 | 80 | 0 | 0 | 0 | 58 | 0 |
| Polling Day Manual Entry | | 0 | 0.00% | 0 | 0 | 0 | 0 | 0 | 0 | 0 | 0 | 0 |
| AVCB | | 59 | 2.92% | 1 | 0 | 0 | 2 | 0 | 0 | 0 | 4 | 0 |
| SPR Host | | 0 | 0.00% | 0 | 0 | 0 | 0 | 0 | 0 | 0 | 0 | 0 |
| Vernon Township Precinct 1 | 1,004 | 328 | 32.67% | 1 | 5 | 1 | 72 | 0 | 0 | 1 | 31 | 0 |
| Polling Day | | 328 | 32.67% | 1 | 5 | 1 | 72 | 0 | 0 | 1 | 31 | 0 |
| Polling Day Manual Entry | | 0 | 0.00% | 0 | 0 | 0 | 0 | 0 | 0 | 0 | 0 | 0 |
| SPR Host | | 0 | 0.00% | 0 | 0 | 0 | 0 | 0 | 0 | 0 | 0 | 0 |
| Wise Township Precinct 1 | 893 | 250 | 28.00% | 3 | 5 | 2 | 49 | 1 | 0 | 0 | 17 | 0 |
| Polling Day | | 250 | 28.00% | 3 | 5 | 2 | 49 | 1 | 0 | 0 | 17 | 0 |
| Polling Day Manual Entry | | 0 | 0.00% | 0 | 0 | 0 | 0 | 0 | 0 | 0 | 0 | 0 |
| SPR Host | | 0 | 0.00% | 0 | 0 | 0 | 0 | 0 | 0 | 0 | 0 | 0 |
| City of Clare Precinct 1 | 38 | 0 | 0.00% | 0 | 0 | 0 | 0 | 0 | 0 | 0 | 0 | 0 |
| Polling Day | | 0 | 0.00% | 0 | 0 | 0 | 0 | 0 | 0 | 0 | 0 | 0 |
| Polling Day Manual Entry | | 0 | 0.00% | 0 | 0 | 0 | 0 | 0 | 0 | 0 | 0 | 0 |
| | 41,722 | 12,343 | 29.58% | 35 | 102 | 17 | 1,685 | 5 | 5 | 11 | 1,330 | 7 |

Candidates

- 1 Jeb Bush
- 2 Ben Carson
- 3 Chris Christie
- 4 Ted Cruz
- 5 Carly Fiorina
- 6 Lindsey Graham
- 7 Mike Huckabee
- 8 John R. Kasich
- 9 George Pataki
- 10 Rand Paul
- 11 Marco Rubio
- 12 Rick Santorum

| | 10 | 11 | 12 | 13 | 14 | 15 |
|-------------------------------------|-----------|------------|-----------|--------------|-----------|----------|
| Sherman Township Precinct 10 | 10 | 37 | 1 | 160 | 10 | 0 |
| Polling Day | 0 | 37 | 1 | 160 | 10 | 0 |
| Polling Day Manual Entry | 0 | 0 | 0 | 0 | 0 | 0 |
| SPR Host | 0 | 0 | 0 | 0 | 0 | 0 |
| Union Township Precinct 1 | 1 | 51 | 0 | 89 | 6 | 0 |
| Polling Day | 0 | 43 | 0 | 79 | 2 | 0 |
| Polling Day Manual Entry | 0 | 0 | 0 | 0 | 0 | 0 |
| AVCB | 1 | 8 | 0 | 10 | 4 | 0 |
| SPR Host | 0 | 0 | 0 | 0 | 0 | 0 |
| Union Township Precinct 2 | 0 | 33 | 0 | 140 | 2 | 0 |
| Polling Day | 0 | 22 | 0 | 116 | 0 | 0 |
| Polling Day Manual Entry | 0 | 0 | 0 | 0 | 0 | 0 |
| AVCB | 0 | 11 | 0 | 24 | 2 | 0 |
| SPR Host | 0 | 0 | 0 | 0 | 0 | 0 |
| Union Township Precinct 3 | 1 | 26 | 0 | 75 | 2 | 0 |
| Polling Day | 1 | 16 | 0 | 56 | 0 | 0 |
| Polling Day Manual Entry | 0 | 0 | 0 | 0 | 0 | 0 |
| AVCB | 0 | 10 | 0 | 19 | 2 | 0 |
| SPR Host | 0 | 0 | 0 | 0 | 0 | 0 |
| Vernon Township Precinct 1 | 0 | 21 | 0 | 93 | 0 | 0 |
| Polling Day | 0 | 21 | 0 | 93 | 0 | 0 |
| Polling Day Manual Entry | 0 | 0 | 0 | 0 | 0 | 0 |
| SPR Host | 0 | 0 | 0 | 0 | 0 | 0 |
| Wise Township Precinct 1 | 1 | 18 | 0 | 58 | 1 | 0 |
| Polling Day | 1 | 18 | 0 | 58 | 1 | 0 |
| Polling Day Manual Entry | 0 | 0 | 0 | 0 | 0 | 0 |
| SPR Host | 0 | 0 | 0 | 0 | 0 | 0 |
| City of Clare Precinct 1 | 0 | 0 | 0 | 0 | 0 | 0 |
| Polling Day | 0 | 0 | 0 | 0 | 0 | 0 |
| Polling Day Manual Entry | 0 | 0 | 0 | 0 | 0 | 0 |
| | 17 | 704 | 11 | 2,180 | 74 | 2 |

Statement of Vote
Isabella County
Pres_Primary_2016_E
3/9/2016

Democratic Party President of the United States

| | Registered | Turnout | Percent | 1 | 2 | 3 | 4 | 5 | 6 |
|---------------------------------------|--------------|------------|---------------|------------|----------|----------|------------|----------|----------|
| City of Mt Pleasant Precinct 1 | 1,960 | 612 | 31.22% | 120 | 0 | 1 | 266 | 3 | 0 |
| Polling Day | | 612 | 31.22% | 120 | 0 | 1 | 266 | 3 | 0 |
| Polling Day Manual Entry | | 0 | 0.00% | 0 | 0 | 0 | 0 | 0 | 0 |
| AVCB | | 0 | 0.00% | 0 | 0 | 0 | 0 | 0 | 0 |
| SPR Host | | 0 | 0.00% | 0 | 0 | 0 | 0 | 0 | 0 |
| City of Mt Pleasant Precinct 2 | 2,074 | 701 | 33.80% | 126 | 0 | 1 | 374 | 3 | 0 |
| Polling Day | | 701 | 33.80% | 126 | 0 | 1 | 374 | 3 | 0 |
| Polling Day Manual Entry | | 0 | 0.00% | 0 | 0 | 0 | 0 | 0 | 0 |
| AVCB | | 0 | 0.00% | 0 | 0 | 0 | 0 | 0 | 0 |
| SPR Host | | 0 | 0.00% | 0 | 0 | 0 | 0 | 0 | 0 |
| City of Mt Pleasant Precinct 3 | 1,781 | 695 | 39.02% | 135 | 1 | 1 | 262 | 4 | 0 |
| Polling Day | | 695 | 39.02% | 135 | 1 | 1 | 262 | 4 | 0 |
| Polling Day Manual Entry | | 0 | 0.00% | 0 | 0 | 0 | 0 | 0 | 0 |
| AVCB | | 0 | 0.00% | 0 | 0 | 0 | 0 | 0 | 0 |
| SPR Host | | 0 | 0.00% | 0 | 0 | 0 | 0 | 0 | 0 |
| City of Mt Pleasant Precinct 4 | 2,004 | 531 | 26.50% | 99 | 0 | 0 | 231 | 2 | 0 |
| Polling Day | | 531 | 26.50% | 99 | 0 | 0 | 231 | 2 | 0 |
| Polling Day Manual Entry | | 0 | 0.00% | 0 | 0 | 0 | 0 | 0 | 0 |
| AVCB | | 0 | 0.00% | 0 | 0 | 0 | 0 | 0 | 0 |
| SPR Host | | 0 | 0.00% | 0 | 0 | 0 | 0 | 0 | 0 |
| City of Mt Pleasant Precinct 5 | 914 | 377 | 41.25% | 83 | 0 | 0 | 130 | 3 | 0 |
| Polling Day | | 377 | 41.25% | 83 | 0 | 0 | 130 | 3 | 0 |
| Polling Day Manual Entry | | 0 | 0.00% | 0 | 0 | 0 | 0 | 0 | 0 |
| AVCB | | 0 | 0.00% | 0 | 0 | 0 | 0 | 0 | 0 |
| SPR Host | | 0 | 0.00% | 0 | 0 | 0 | 0 | 0 | 0 |
| City of Mt Pleasant Precinct 6 | 2,134 | 476 | 22.31% | 106 | 0 | 1 | 195 | 3 | 0 |
| Polling Day | | 476 | 22.31% | 106 | 0 | 1 | 195 | 3 | 0 |
| Polling Day Manual Entry | | 0 | 0.00% | 0 | 0 | 0 | 0 | 0 | 0 |
| AVCB | | 0 | 0.00% | 0 | 0 | 0 | 0 | 0 | 0 |
| SPR Host | | 0 | 0.00% | 0 | 0 | 0 | 0 | 0 | 0 |
| City of Mt Pleasant Precinct 7 | 1,065 | 247 | 23.19% | 39 | 0 | 0 | 127 | 0 | 0 |
| Polling Day | | 247 | 23.19% | 39 | 0 | 0 | 127 | 0 | 0 |
| Polling Day Manual Entry | | 0 | 0.00% | 0 | 0 | 0 | 0 | 0 | 0 |
| AVCB | | 0 | 0.00% | 0 | 0 | 0 | 0 | 0 | 0 |
| SPR Host | | 0 | 0.00% | 0 | 0 | 0 | 0 | 0 | 0 |
| Broomfield Township Precinct | 1,379 | 400 | 29.01% | 59 | 0 | 0 | 91 | 2 | 0 |
| Polling Day | | 400 | 29.01% | 59 | 0 | 0 | 91 | 2 | 0 |
| Polling Day Manual Entry | | 0 | 0.00% | 0 | 0 | 0 | 0 | 0 | 0 |
| SPR Host | | 0 | 0.00% | 0 | 0 | 0 | 0 | 0 | 0 |
| Chippewa Township Precinct 1 | 2,117 | 539 | 25.46% | 96 | 1 | 0 | 216 | 2 | 0 |
| Polling Day | | 539 | 25.46% | 96 | 1 | 0 | 216 | 2 | 0 |
| Polling Day Manual Entry | | 0 | 0.00% | 0 | 0 | 0 | 0 | 0 | 0 |
| AVCB | | 0 | 0.00% | 0 | 0 | 0 | 0 | 0 | 0 |
| SPR Host | | 0 | 0.00% | 0 | 0 | 0 | 0 | 0 | 0 |
| Chippewa Township Precinct 2 | 1,216 | 295 | 24.26% | 45 | 1 | 0 | 106 | 3 | 1 |
| Polling Day | | 295 | 24.26% | 45 | 1 | 0 | 106 | 3 | 1 |
| Polling Day Manual Entry | | 0 | 0.00% | 0 | 0 | 0 | 0 | 0 | 0 |
| AVCB | | 0 | 0.00% | 0 | 0 | 0 | 0 | 0 | 0 |
| SPR Host | | 0 | 0.00% | 0 | 0 | 0 | 0 | 0 | 0 |

Statement of Vote
Isabella County
Pres_Primary_2016_E
3/9/2016

Democratic Party President of the United States

| | Registered | Turnout | Percent | 1 | 2 | 3 | 4 | 5 | 6 |
|--------------------------------------|--------------|------------|---------------|------------|----------|----------|------------|----------|----------|
| Coe Township Precinct 1 | 1,271 | 368 | 28.95% | 47 | 0 | 0 | 98 | 1 | 0 |
| Polling Day | | 368 | 28.95% | 47 | 0 | 0 | 98 | 1 | 0 |
| Polling Day Manual Entry | | 0 | 0.00% | 0 | 0 | 0 | 0 | 0 | 0 |
| SPR Host | | 0 | 0.00% | 0 | 0 | 0 | 0 | 0 | 0 |
| Coe Township Precinct 2 | 969 | 342 | 35.29% | 36 | 0 | 0 | 102 | 3 | 0 |
| Polling Day | | 342 | 35.29% | 36 | 0 | 0 | 102 | 3 | 0 |
| Polling Day Manual Entry | | 0 | 0.00% | 0 | 0 | 0 | 0 | 0 | 0 |
| SPR Host | | 0 | 0.00% | 0 | 0 | 0 | 0 | 0 | 0 |
| Coldwater Township Precinct 1 | 626 | 169 | 27.00% | 31 | 0 | 0 | 46 | 1 | 0 |
| Polling Day | | 169 | 27.00% | 31 | 0 | 0 | 46 | 1 | 0 |
| Polling Day Manual Entry | | 0 | 0.00% | 0 | 0 | 0 | 0 | 0 | 0 |
| SPR Host | | 0 | 0.00% | 0 | 0 | 0 | 0 | 0 | 0 |
| Deerfield Township Precinct 1 | 1,695 | 644 | 37.99% | 103 | 0 | 0 | 170 | 0 | 0 |
| Polling Day | | 644 | 37.99% | 103 | 0 | 0 | 170 | 0 | 0 |
| Polling Day Manual Entry | | 0 | 0.00% | 0 | 0 | 0 | 0 | 0 | 0 |
| SPR Host | | 0 | 0.00% | 0 | 0 | 0 | 0 | 0 | 0 |
| Deerfield Township Precinct 2 | 937 | 317 | 33.83% | 51 | 0 | 0 | 83 | 1 | 0 |
| Polling Day | | 317 | 33.83% | 51 | 0 | 0 | 83 | 1 | 0 |
| Polling Day Manual Entry | | 0 | 0.00% | 0 | 0 | 0 | 0 | 0 | 0 |
| SPR Host | | 0 | 0.00% | 0 | 0 | 0 | 0 | 0 | 0 |
| Denver Township Precinct 1 | 817 | 249 | 30.48% | 42 | 0 | 0 | 75 | 0 | 0 |
| Polling Day | | 249 | 30.48% | 42 | 0 | 0 | 75 | 0 | 0 |
| Polling Day Manual Entry | | 0 | 0.00% | 0 | 0 | 0 | 0 | 0 | 0 |
| SPR Host | | 0 | 0.00% | 0 | 0 | 0 | 0 | 0 | 0 |
| Fremont Township Precinct 1 | 999 | 318 | 31.83% | 44 | 0 | 1 | 70 | 3 | 0 |
| Polling Day | | 318 | 31.83% | 44 | 0 | 1 | 70 | 3 | 0 |
| Polling Day Manual Entry | | 0 | 0.00% | 0 | 0 | 0 | 0 | 0 | 0 |
| SPR Host | | 0 | 0.00% | 0 | 0 | 0 | 0 | 0 | 0 |
| Gilmore Township Precinct 1 | 1,020 | 319 | 31.27% | 58 | 0 | 0 | 52 | 3 | 0 |
| Polling Day | | 319 | 31.27% | 58 | 0 | 0 | 52 | 3 | 0 |
| Polling Day Manual Entry | | 0 | 0.00% | 0 | 0 | 0 | 0 | 0 | 0 |
| SPR Host | | 0 | 0.00% | 0 | 0 | 0 | 0 | 0 | 0 |
| Isabella Township Precinct 1 | 1,644 | 428 | 26.03% | 70 | 0 | 1 | 131 | 4 | 0 |
| Polling Day | | 428 | 26.03% | 70 | 0 | 1 | 131 | 4 | 0 |
| Polling Day Manual Entry | | 0 | 0.00% | 0 | 0 | 0 | 0 | 0 | 0 |
| SPR Host | | 0 | 0.00% | 0 | 0 | 0 | 0 | 0 | 0 |
| Lincoln Township Precinct 1 | 1,521 | 470 | 30.90% | 57 | 0 | 0 | 78 | 2 | 0 |
| Polling Day | | 470 | 30.90% | 57 | 0 | 0 | 78 | 2 | 0 |
| Polling Day Manual Entry | | 0 | 0.00% | 0 | 0 | 0 | 0 | 0 | 0 |
| SPR Host | | 0 | 0.00% | 0 | 0 | 0 | 0 | 0 | 0 |
| Nottawa Township Precinct 1 | 1,705 | 492 | 28.86% | 50 | 0 | 1 | 115 | 0 | 0 |
| Polling Day | | 492 | 28.86% | 50 | 0 | 1 | 115 | 0 | 0 |
| Polling Day Manual Entry | | 0 | 0.00% | 0 | 0 | 0 | 0 | 0 | 0 |
| SPR Host | | 0 | 0.00% | 0 | 0 | 0 | 0 | 0 | 0 |
| Rolland Township Precinct 1 | 852 | 279 | 32.75% | 59 | 0 | 0 | 73 | 1 | 0 |
| Polling Day | | 279 | 32.75% | 59 | 0 | 0 | 73 | 1 | 0 |
| Polling Day Manual Entry | | 0 | 0.00% | 0 | 0 | 0 | 0 | 0 | 0 |
| SPR Host | | 0 | 0.00% | 0 | 0 | 0 | 0 | 0 | 0 |

Statement of Vote
Isabella County
Pres_Primary_2016_E
3/9/2016

Democratic Party President of the United States

| | Registered | Turnout | Percent | 1 | 2 | 3 | 4 | 5 | 6 |
|------------------------------------|---------------|---------------|---------------|--------------|----------|----------|--------------|-----------|----------|
| Sherman Township Precinct 1 | 2,433 | 620 | 25.48% | 97 | 0 | 0 | 136 | 3 | 0 |
| Polling Day | | 620 | 25.48% | 97 | 0 | 0 | 136 | 3 | 0 |
| Polling Day Manual Entry | | 0 | 0.00% | 0 | 0 | 0 | 0 | 0 | 0 |
| SPR Host | | 0 | 0.00% | 0 | 0 | 0 | 0 | 0 | 0 |
| Union Township Precinct 1 | 1,518 | 593 | 39.06% | 111 | 0 | 0 | 144 | 2 | 0 |
| Polling Day | | 520 | 34.26% | 96 | 0 | 0 | 127 | 0 | 0 |
| Polling Day Manual Entry | | 0 | 0.00% | 0 | 0 | 0 | 0 | 0 | 0 |
| AVCB | | 73 | 4.81% | 15 | 0 | 0 | 17 | 2 | 0 |
| SPR Host | | 0 | 0.00% | 0 | 0 | 0 | 0 | 0 | 0 |
| Union Township Precinct 2 | 3,114 | 741 | 23.80% | 119 | 0 | 0 | 320 | 0 | 0 |
| Polling Day | | 644 | 20.68% | 89 | 0 | 0 | 302 | 0 | 0 |
| Polling Day Manual Entry | | 0 | 0.00% | 0 | 0 | 0 | 0 | 0 | 0 |
| AVCB | | 97 | 3.11% | 30 | 0 | 0 | 18 | 0 | 0 |
| SPR Host | | 0 | 0.00% | 0 | 0 | 0 | 0 | 0 | 0 |
| Union Township Precinct 3 | 2,022 | 543 | 26.85% | 80 | 0 | 0 | 211 | 1 | 0 |
| Polling Day | | 484 | 23.94% | 69 | 0 | 0 | 201 | 1 | 0 |
| Polling Day Manual Entry | | 0 | 0.00% | 0 | 0 | 0 | 0 | 0 | 0 |
| AVCB | | 59 | 2.92% | 11 | 0 | 0 | 10 | 0 | 0 |
| SPR Host | | 0 | 0.00% | 0 | 0 | 0 | 0 | 0 | 0 |
| Vernon Township Precinct 1 | 1,004 | 328 | 32.67% | 37 | 0 | 1 | 61 | 4 | 0 |
| Polling Day | | 328 | 32.67% | 37 | 0 | 1 | 61 | 4 | 0 |
| Polling Day Manual Entry | | 0 | 0.00% | 0 | 0 | 0 | 0 | 0 | 0 |
| SPR Host | | 0 | 0.00% | 0 | 0 | 0 | 0 | 0 | 0 |
| Wise Township Precinct 1 | 893 | 250 | 28.00% | 32 | 0 | 1 | 61 | 1 | 0 |
| Polling Day | | 250 | 28.00% | 32 | 0 | 1 | 61 | 1 | 0 |
| Polling Day Manual Entry | | 0 | 0.00% | 0 | 0 | 0 | 0 | 0 | 0 |
| SPR Host | | 0 | 0.00% | 0 | 0 | 0 | 0 | 0 | 0 |
| City of Clare Precinct 1 | 38 | 0 | 0.00% | 0 | 0 | 0 | 0 | 0 | 0 |
| Polling Day | | 0 | 0.00% | 0 | 0 | 0 | 0 | 0 | 0 |
| Polling Day Manual Entry | | 0 | 0.00% | 0 | 0 | 0 | 0 | 0 | 0 |
| | 41,722 | 12,343 | 29.58% | 2,032 | 3 | 9 | 4,024 | 55 | 1 |

Candidates

- 1 Hillary Clinton
- 2 Roque Rocky De La Fuente
- 3 Martin J. O'Malley
- 4 Bernie Sanders
- 5 Uncommitted
- 6 Write-In

Statement of Vote
Isabella County
Pres_Primary_2016_E
3/9/2016

Chippewa Hills Millage Renewal Proposal

| | Registered | Turnout | Percent | 1 | 2 |
|--------------------------------------|--------------|--------------|---------------|------------|------------|
| Broomfield Township Precinct | 1,379 | 400 | 29.01% | 224 | 89 |
| Polling Day | | 400 | 29.01% | 224 | 89 |
| Polling Day Manual Entry | | 0 | 0.00% | 0 | 0 |
| SPR Host | | 0 | 0.00% | 0 | 0 |
| Coldwater Township Precinct 1 | 626 | 169 | 27.00% | 110 | 55 |
| Polling Day | | 169 | 27.00% | 110 | 55 |
| Polling Day Manual Entry | | 0 | 0.00% | 0 | 0 |
| SPR Host | | 0 | 0.00% | 0 | 0 |
| Deerfield Township Precinct 1 | 1,695 | 644 | 37.99% | 15 | 4 |
| Polling Day | | 644 | 37.99% | 15 | 4 |
| Polling Day Manual Entry | | 0 | 0.00% | 0 | 0 |
| SPR Host | | 0 | 0.00% | 0 | 0 |
| Deerfield Township Precinct 2 | 937 | 317 | 33.83% | 57 | 40 |
| Polling Day | | 317 | 33.83% | 57 | 40 |
| Polling Day Manual Entry | | 0 | 0.00% | 0 | 0 |
| SPR Host | | 0 | 0.00% | 0 | 0 |
| Gilmore Township Precinct 1 | 1,020 | 319 | 31.27% | 60 | 27 |
| Polling Day | | 319 | 31.27% | 60 | 27 |
| Polling Day Manual Entry | | 0 | 0.00% | 0 | 0 |
| SPR Host | | 0 | 0.00% | 0 | 0 |
| Nottawa Township Precinct 1 | 1,705 | 492 | 28.86% | 54 | 36 |
| Polling Day | | 492 | 28.86% | 54 | 36 |
| Polling Day Manual Entry | | 0 | 0.00% | 0 | 0 |
| SPR Host | | 0 | 0.00% | 0 | 0 |
| Sherman Township Precinct 1 | 2,433 | 620 | 25.48% | 432 | 166 |
| Polling Day | | 620 | 25.48% | 432 | 166 |
| Polling Day Manual Entry | | 0 | 0.00% | 0 | 0 |
| SPR Host | | 0 | 0.00% | 0 | 0 |
| | 9,795 | 2,961 | 30.23% | 952 | 417 |

Candidates

- 1 YES
- 2 NO

Election Summary Report
Jackson County, MI
2016 Presidential Primary
Summary For Jurisdiction Wide, All Counters, All Races
Official Results

Date:03/15/16

Time:16:48:13

Page:1 of 1

Registered Voters 109772 - Cards Cast 33170 30.22%

Num. Report Precinct 63 - Num. Reporting 63 100.00%

| REP President | | REP | Total | |
|------------------------|-----|------|--------------|---------|
| Number of Precincts | | | 63 | |
| Precincts Reporting | | | 63 | 100.0 % |
| Vote For | | | 1 | |
| Times Counted | | | 20734/109772 | 18.9 % |
| Total Votes | | | 20721 | |
| Jeb Bush | REP | 159 | 0.77% | |
| Ben Carson | REP | 420 | 2.03% | |
| Chris Christie | REP | 50 | 0.24% | |
| Ted Cruz | REP | 5199 | 25.09% | |
| Carly Fiorina | REP | 13 | 0.06% | |
| Lindsey Graham | REP | 7 | 0.03% | |
| Mike Huckabee | REP | 36 | 0.17% | |
| John R. Kasich | REP | 4380 | 21.14% | |
| George Pataki | REP | 11 | 0.05% | |
| Rand Paul | REP | 60 | 0.29% | |
| Marco Rubio | REP | 1929 | 9.31% | |
| Rick Santorum | REP | 20 | 0.10% | |
| Donald J. Trump | REP | 8113 | 39.15% | |
| Uncommitted | | 314 | 1.52% | |
| Write-in Votes | | 10 | 0.05% | |

| DEM President | | DEM | Total | |
|-----------------------|-----|------|--------------|---------|
| Number of Precincts | | | 63 | |
| Precincts Reporting | | | 63 | 100.0 % |
| Vote For | | | 1 | |
| Times Counted | | | 12405/109772 | 11.3 % |
| Total Votes | | | 12383 | |
| Hillary Clinton | DEM | 5288 | 42.70% | |
| Rocky De La Fuente | DEM | 13 | 0.10% | |
| Martin J. O'Malley | DEM | 43 | 0.35% | |
| Bernie Sanders | DEM | 6804 | 54.95% | |
| Uncommitted | | 230 | 1.86% | |
| Write-in Votes | | 5 | 0.04% | |

| Rives Twp Prop | | Total | |
|---------------------|--|-----------|---------|
| Number of Precincts | | 2 | |
| Precincts Reporting | | 2 | 100.0 % |
| Vote For | | 1 | |
| Times Counted | | 1204/3539 | 34.0 % |
| Total Votes | | 1153 | |
| YES | | 353 | 30.62% |
| NO | | 800 | 69.38% |



JACKSON COUNTY CLERK'S OFFICE

Amanda L. Riska, County Clerk/Register of Deeds

Elections Division

Colleen Garety, Elections Director

cgarety@co.jackson.mi.us

312 S. Jackson Street • Jackson, Michigan 49201 • 517-768-6759

In Witness Whereof, we have hereunto set our hands and affixed the
Seal of the County of Jackson, this 15th day of March, in
the year two thousand sixteen.

Sandra Marsh, Chair

Avis Campbell, Vice Chair

Lou Adams, Canvasser

Robert Duke, Canvasser

ATTEST:

Amanda L. Riska
Clerk of the Board of Canvassers
County of Jackson, State of Michigan



 March 8, 2016 Presidential Primary Results

**Election Summary Report
Jackson County, MI
2016 Presidential Primary
Summary For Jurisdiction Wide, All Counters, All
Races
Official Results**

03/15/16
16:45:51

[Click Here](#)  (344 KB) for Precinct by Precinct results
in PDF format

Registered Voters 109772 - Cards Cast 33170
30.22%

Num. Report Precinct 63 - Num. Reporting 63
100.00%

REP PRESIDENT

REP

| | Total | |
|---------------------|--------------|---------|
| Number of Precincts | 63 | |
| Precincts Reporting | 63 | 100.0 % |
| Vote For | 1 | |
| Times Counted | 20734/109772 | 18.9 % |
| Total Votes | 20721 | |

| | | | |
|-----------------|-----|------|--------|
| Jeb Bush | REP | 159 | 0.77% |
| Ben Carson | REP | 420 | 2.03% |
| Chris Christie | REP | 50 | 0.24% |
| Ted Cruz | REP | 5199 | 25.09% |
| Carly Fiorina | REP | 13 | 0.06% |
| Lindsey Graham | REP | 7 | 0.03% |
| Mike Huckabee | REP | 36 | 0.17% |
| John R. Kasich | REP | 4380 | 21.14% |
| George Pataki | REP | 11 | 0.05% |
| Rand Paul | REP | 60 | 0.29% |
| Marco Rubio | REP | 1929 | 9.31% |
| Rick Santorum | REP | 20 | 0.10% |
| Donald J. Trump | REP | 8113 | 39.15% |
| Uncommitted | | 314 | 1.52% |
| Write-in Votes | | 10 | 0.05% |

DEM PRESIDENT

DEM

| | Total | |
|---------------------|--------------|---------|
| Number of Precincts | 63 | |
| Precincts Reporting | 63 | 100.0 % |
| Vote For | 1 | |
| Times Counted | 12405/109772 | 11.3 % |
| Total Votes | 12383 | |

| | | | |
|--------------------|-----|------|--------|
| Hillary Clinton | DEM | 5288 | 42.70% |
| Rocky De La Fuente | DEM | 13 | 0.10% |
| Martin J. O'Malley | DEM | 43 | 0.35% |
| Bernie Sanders | DEM | 6804 | 54.95% |
| Uncommitted | | 230 | 1.86% |
| Write-in Votes | | 5 | 0.04% |

RIVES TWP PROP

| | Total | |
|---------------------|-----------|---------|
| Number of Precincts | 2 | |
| Precincts Reporting | 2 | 100.0 % |
| Vote For | 1 | |
| Times Counted | 1204/3539 | 34.0 % |
| Total Votes | 1153 | |

| | | |
|-----|-----|--------|
| YES | 353 | 30.62% |
| NO | 800 | 69.38% |

Statement of Votes Cast
Jackson County, MI
2016 Presidential Primary
SOVC For Jurisdiction Wide, All Counters, All Races
Official Results

Date: 03/15/16
Time: 16:46:51
Page: 1 of 35

| | TURN OUT | | |
|---|---------------|---------------|--------------|
| | Reg Voters | Cards Cast | % Turnout |
| Jurisdiction Wide | | | |
| Blackman Charter Township, Precinct 1 | | | |
| Polling | 2496 | 357 | 14.30% |
| AVCB (if used) | 2496 | 136 | 5.45% |
| Total | 2496 | 493 | 19.75% |
| Blackman Charter Township, Precinct 2 | | | |
| Polling | 2922 | 735 | 25.15% |
| AVCB (if used) | 2922 | 197 | 6.74% |
| Total | 2922 | 932 | 31.90% |
| Blackman Charter Township, Precinct 3 | | | |
| Polling | 2894 | 559 | 19.32% |
| AVCB (if used) | 2894 | 336 | 11.61% |
| Total | 2894 | 895 | 30.93% |
| Blackman Charter Township, Precinct 4 | | | |
| Polling | 2836 | 515 | 18.16% |
| AVCB (if used) | 2836 | 143 | 5.04% |
| Total | 2836 | 658 | 23.20% |
| Blackman Charter Township, Precinct 5 | | | |
| Polling | 2312 | 366 | 15.83% |
| AVCB (if used) | 2312 | 96 | 4.15% |
| Total | 2312 | 462 | 19.98% |
| Columbia Township, Precinct 1 | | | |
| Polling | 1956 | 608 | 31.08% |
| AVCB (if used) | 1956 | 0 | 0.00% |
| Total | 1956 | 608 | 31.08% |
| Columbia Township, Precinct 2 | | | |
| Polling | 1585 | 538 | 33.94% |
| AVCB (if used) | 1585 | 0 | 0.00% |
| Total | 1585 | 538 | 33.94% |
| Columbia Township, Precinct 3 | | | |
| Polling | 2394 | 824 | 34.42% |
| AVCB (if used) | 2394 | 0 | 0.00% |
| Total | 2394 | 824 | 34.42% |
| Concord Township, Precinct 1 | | | |
| Polling | 1980 | 651 | 32.88% |
| AVCB (if used) | 1980 | 0 | 0.00% |
| Total | 1980 | 651 | 32.88% |
| Grass Lake Charter Township, Precinct 1 | | | |
| Polling | 2031 | 840 | 41.36% |
| AVCB (if used) | 2031 | 0 | 0.00% |
| Total | 2031 | 840 | 41.36% |
| Grass Lake Charter Township, Precinct 2 | | | |
| Polling | 1438 | 525 | 36.51% |
| AVCB (if used) | 1438 | 0 | 0.00% |
| Total | 1438 | 525 | 36.51% |
| Grass Lake Charter Township, Precinct 3 | | | |
| Polling | 835 | 318 | 38.08% |
| AVCB (if used) | 835 | 0 | 0.00% |
| Total | 835 | 318 | 38.08% |
| Hanover Township, Precinct 1 | | | |
| Polling | 1237 | 426 | 34.44% |
| AVCB (if used) | 1237 | 0 | 0.00% |
| Total | 1237 | 426 | 34.44% |
| Hanover Township, Precinct 2 | | | |
| Polling | 1549 | 447 | 28.86% |
| AVCB (if used) | 1549 | 0 | 0.00% |
| Total | 1549 | 447 | 28.86% |
| Henrietta Township, Precinct 1 | | | |
| Polling | 1586 | 542 | 34.17% |
| AVCB (if used) | 1586 | 0 | 0.00% |

Statement of Votes Cast
Jackson County, MI
2016 Presidential Primary
SOVC For Jurisdiction Wide, All Counters, All Races
Official Results

Date:03/15/16
Time:16:46:51
Page:2 of 35

| | TURN OUT | | |
|--------------------------------|----------------|---------------|--------------|
| | Reg. Voters | Cards Cast | % Turnout |
| Total | 1586 | 542 | 34.17% |
| Henrietta Township, Precinct 2 | | | |
| Polling | 1885 | 573 | 30.40% |
| AVCB (if used) | 1885 | 0 | 0.00% |
| Total | 1885 | 573 | 30.40% |
| Leoni Township, Precinct 1 | | | |
| Polling | 2898 | 832 | 28.71% |
| AVCB (if used) | 2898 | 0 | 0.00% |
| Total | 2898 | 832 | 28.71% |
| Leoni Township, Precinct 2 | | | |
| Polling | 2766 | 723 | 26.14% |
| AVCB (if used) | 2766 | 0 | 0.00% |
| Total | 2766 | 723 | 26.14% |
| Leoni Township, Precinct 3 | | | |
| Polling | 2330 | 611 | 26.22% |
| AVCB (if used) | 2330 | 0 | 0.00% |
| Total | 2330 | 611 | 26.22% |
| Leoni Township, Precinct 4 | | | |
| Polling | 2081 | 624 | 29.99% |
| AVCB (if used) | 2081 | 0 | 0.00% |
| Total | 2081 | 624 | 29.99% |
| Liberty Township, Precinct 1 | | | |
| Polling | 1442 | 560 | 38.83% |
| AVCB (if used) | 1442 | 0 | 0.00% |
| Total | 1442 | 560 | 38.83% |
| Liberty Township, Precinct 2 | | | |
| Polling | 994 | 357 | 35.92% |
| AVCB (if used) | 994 | 0 | 0.00% |
| Total | 994 | 357 | 35.92% |
| Napoleon Township, Precinct 1 | | | |
| Polling | 1741 | 502 | 28.83% |
| AVCB (if used) | 1741 | 0 | 0.00% |
| Total | 1741 | 502 | 28.83% |
| Napoleon Township, Precinct 2 | | | |
| Polling | 1637 | 571 | 34.88% |
| AVCB (if used) | 1637 | 0 | 0.00% |
| Total | 1637 | 571 | 34.88% |
| Napoleon Township, Precinct 3 | | | |
| Polling | 1812 | 635 | 35.04% |
| AVCB (if used) | 1812 | 0 | 0.00% |
| Total | 1812 | 635 | 35.04% |
| Norvell Township, Precinct 1 | | | |
| Polling | 967 | 369 | 38.16% |
| AVCB (if used) | 967 | 0 | 0.00% |
| Total | 967 | 369 | 38.16% |
| Norvell Township, Precinct 2 | | | |
| Polling | 1217 | 426 | 35.00% |
| AVCB (if used) | 1217 | 0 | 0.00% |
| Total | 1217 | 426 | 35.00% |
| Parma Township, Precinct 1 | | | |
| Polling | 2025 | 613 | 30.27% |
| AVCB (if used) | 2025 | 0 | 0.00% |
| Total | 2025 | 613 | 30.27% |
| Pulaski Township, Precinct 1 | | | |
| Polling | 1403 | 390 | 27.80% |
| AVCB (if used) | 1403 | 0 | 0.00% |
| Total | 1403 | 390 | 27.80% |
| Rives Township, Precinct 1 | | | |
| Polling | 2090 | 635 | 30.38% |
| AVCB (if used) | 2090 | 0 | 0.00% |

Statement of Votes Cast
Jackson County, MI
2016 Presidential Primary
SOVC For Jurisdiction Wide, All Counters, All Races
Official Results

Date:03/15/16
Time:16:46:51
Page:3 of 35

| | TURN OUT | | |
|-----------------------------------|---------------|---------------|--------------|
| | Reg Voters | Cards Cast | % Turnout |
| Total | 2090 | 635 | 30.38% |
| Rives Township, Precinct 2 | | | |
| Polling | 1449 | 569 | 39.27% |
| AVCB (if used) | 1449 | 0 | 0.00% |
| Total | 1449 | 569 | 39.27% |
| Sandstone Township, Precinct 1 | | | |
| Polling | 1222 | 453 | 37.07% |
| AVCB (if used) | 1222 | 0 | 0.00% |
| Total | 1222 | 453 | 37.07% |
| Sandstone Township, Precinct 2 | | | |
| Polling | 857 | 337 | 39.32% |
| AVCB (if used) | 857 | 0 | 0.00% |
| Total | 857 | 337 | 39.32% |
| Sandstone Township, Precinct 3 | | | |
| Polling | 777 | 252 | 32.43% |
| AVCB (if used) | 777 | 0 | 0.00% |
| Total | 777 | 252 | 32.43% |
| Spring Arbor Township, Precinct 1 | | | |
| Polling | 2760 | 1059 | 38.37% |
| AVCB (if used) | 2760 | 0 | 0.00% |
| Total | 2760 | 1059 | 38.37% |
| Spring Arbor Township, Precinct 2 | | | |
| Polling | 2419 | 839 | 34.68% |
| AVCB (if used) | 2419 | 0 | 0.00% |
| Total | 2419 | 839 | 34.68% |
| Springport Township, Precinct 1 | | | |
| Polling | 1483 | 433 | 29.20% |
| AVCB (if used) | 1483 | 0 | 0.00% |
| Total | 1483 | 433 | 29.20% |
| Summit Township, Precinct 1 | | | |
| Polling | 2078 | 542 | 26.08% |
| AVCB (if used) | 2078 | 0 | 0.00% |
| Total | 2078 | 542 | 26.08% |
| Summit Township, Precinct 2 | | | |
| Polling | 2082 | 773 | 37.13% |
| AVCB (if used) | 2082 | 0 | 0.00% |
| Total | 2082 | 773 | 37.13% |
| Summit Township, Precinct 3 | | | |
| Polling | 1983 | 691 | 34.85% |
| AVCB (if used) | 1983 | 0 | 0.00% |
| Total | 1983 | 691 | 34.85% |
| Summit Township, Precinct 4 | | | |
| Polling | 1972 | 718 | 36.41% |
| AVCB (if used) | 1972 | 0 | 0.00% |
| Total | 1972 | 718 | 36.41% |
| Summit Township, Precinct 5 | | | |
| Polling | 1875 | 773 | 41.23% |
| AVCB (if used) | 1875 | 0 | 0.00% |
| Total | 1875 | 773 | 41.23% |
| Summit Township, Precinct 6 | | | |
| Polling | 1311 | 443 | 33.79% |
| AVCB (if used) | 1311 | 0 | 0.00% |
| Total | 1311 | 443 | 33.79% |
| Summit Township, Precinct 7 | | | |
| Polling | 2707 | 686 | 25.34% |
| AVCB (if used) | 2707 | 0 | 0.00% |
| Total | 2707 | 686 | 25.34% |
| Summit Township, Precinct 8 | | | |
| Polling | 2352 | 493 | 20.96% |
| AVCB (if used) | 2352 | 0 | 0.00% |

Statement of Votes Cast
Jackson County, MI
2016 Presidential Primary
SOVC For Jurisdiction Wide, All Counters, All Races
Official Results

Date:03/15/16
Time:16:46:51
Page:4 of 35

| | TURN OUT | | |
|-------------------------------------|---------------|---------------|--------------|
| | Reg Voters | Cards Cast | % Turnout |
| Total | 2352 | 493 | 20.96% |
| Tompkins Township, Precinct 1 | | | |
| Polling | 2011 | 624 | 31.03% |
| AVCB (if used) | 2011 | 0 | 0.00% |
| Total | 2011 | 624 | 31.03% |
| Waterloo Township, Precinct 1 | | | |
| Polling | 2158 | 685 | 31.74% |
| AVCB (if used) | 2158 | 0 | 0.00% |
| Total | 2158 | 685 | 31.74% |
| City of Jackson, Ward 1, Precinct 1 | | | |
| Polling | 1631 | 271 | 16.62% |
| AVCB (if used) | 1631 | 29 | 1.78% |
| Total | 1631 | 300 | 18.39% |
| City of Jackson, Ward 1, Precinct 2 | | | |
| Polling | 1873 | 317 | 16.92% |
| AVCB (if used) | 1873 | 41 | 2.19% |
| Total | 1873 | 358 | 19.11% |
| City of Jackson, Ward 2, Precinct 1 | | | |
| Polling | 1712 | 325 | 18.98% |
| AVCB (if used) | 1712 | 38 | 2.22% |
| Total | 1712 | 363 | 21.20% |
| City of Jackson, Ward 2, Precinct 2 | | | |
| Polling | 1386 | 207 | 14.94% |
| AVCB (if used) | 1386 | 18 | 1.30% |
| Total | 1386 | 225 | 16.23% |
| City of Jackson, Ward 3, Precinct 1 | | | |
| Polling | 716 | 108 | 15.08% |
| AVCB (if used) | 716 | 12 | 1.68% |
| Total | 716 | 120 | 16.76% |
| City of Jackson, Ward 3, Precinct 2 | | | |
| Polling | 1564 | 365 | 23.34% |
| AVCB (if used) | 1564 | 44 | 2.81% |
| Total | 1564 | 409 | 26.15% |
| City of Jackson, Ward 3, Precinct 3 | | | |
| Polling | 1197 | 265 | 22.14% |
| AVCB (if used) | 1197 | 21 | 1.75% |
| Total | 1197 | 286 | 23.89% |
| City of Jackson, Ward 4, Precinct 1 | | | |
| Polling | 1417 | 311 | 21.95% |
| AVCB (if used) | 1417 | 42 | 2.96% |
| Total | 1417 | 353 | 24.91% |
| City of Jackson, Ward 4, Precinct 2 | | | |
| Polling | 1286 | 261 | 20.30% |
| AVCB (if used) | 1286 | 42 | 3.27% |
| Total | 1286 | 303 | 23.56% |
| City of Jackson, Ward 4, Precinct 3 | | | |
| Polling | 1227 | 383 | 31.21% |
| AVCB (if used) | 1227 | 59 | 4.81% |
| Total | 1227 | 442 | 36.02% |
| City of Jackson, Ward 5, Precinct 1 | | | |
| Polling | 744 | 92 | 12.37% |
| AVCB (if used) | 744 | 4 | 0.54% |
| Total | 744 | 96 | 12.90% |
| City of Jackson, Ward 5, Precinct 2 | | | |
| Polling | 921 | 157 | 17.05% |
| AVCB (if used) | 921 | 18 | 1.95% |
| Total | 921 | 175 | 19.00% |
| City of Jackson, Ward 5, Precinct 3 | | | |
| Polling | 1243 | 154 | 12.39% |
| AVCB (if used) | 1243 | 33 | 2.65% |

Statement of Votes Cast
Jackson County, MI
2016 Presidential Primary
SOVC For Jurisdiction Wide, All Counters, All Races
Official Results

Date:03/15/16
Time:16:46:51
Page:5 of 35

| | TURN OUT | | |
|-------------------------------------|---------------|---------------|--------------|
| | Reg Voters | Cards Cast | % Turnout |
| Total | 1243 | 187 | 15.04% |
| City of Jackson, Ward 6, Precinct 1 | | | |
| Polling | 1203 | 468 | 38.90% |
| AVCB (if used) | 1203 | 87 | 7.23% |
| Total | 1203 | 555 | 46.13% |
| City of Jackson, Ward 6, Precinct 2 | | | |
| Polling | 1392 | 432 | 31.03% |
| AVCB (if used) | 1392 | 44 | 3.16% |
| Total | 1392 | 476 | 34.20% |
| City of Jackson, Ward 6, Precinct 3 | | | |
| Polling | 1425 | 498 | 34.95% |
| AVCB (if used) | 1425 | 74 | 5.19% |
| Total | 1425 | 572 | 40.14% |
| Total | | | |
| Polling | 109772 | 31656 | 28.84% |
| AVCB (if used) | 109772 | 1514 | 1.38% |
| Total | 109772 | 33170 | 30.22% |

Statement of Votes Cast
Jackson County, MI
2016 Presidential Primary
SOVC For Jurisdiction Wide, All Counters, All Races
Official Results

Date:03/15/16

Time:16:46:51

Page:6 of 35

| | REP President | | | | | | | |
|---|---------------|----------|---------------|-------------|----------------|------------------|----------------------|--|
| | Reg. Voters | Vote For | Times Counted | Total Votes | Jeb Bush (REP) | Ben Carson (REP) | Chris Christie (REP) | |
| Jurisdiction Wide | | | | | | | | |
| Blackman Charter Township, Precinct 1 | | | | | | | | |
| Polling | 2496 | 1 | 183 | 183 | 0 0.00% | 2 1.09% | 0 0.00% | |
| AVCB (if used) | 2496 | 1 | 66 | 66 | 0 0.00% | 0 0.00% | 0 0.00% | |
| Total | 2496 | 2 | 249 | 249 | 0 0.00% | 2 0.80% | 0 0.00% | |
| Blackman Charter Township, Precinct 2 | | | | | | | | |
| Polling | 2922 | 1 | 484 | 484 | 0 0.00% | 9 1.86% | 3 0.62% | |
| AVCB (if used) | 2922 | 1 | 145 | 145 | 4 2.76% | 17 11.72% | 0 0.00% | |
| Total | 2922 | 2 | 629 | 629 | 4 0.64% | 26 4.13% | 3 0.48% | |
| Blackman Charter Township, Precinct 3 | | | | | | | | |
| Polling | 2894 | 1 | 338 | 338 | 0 0.00% | 8 2.37% | 2 0.59% | |
| AVCB (if used) | 2894 | 1 | 235 | 234 | 12 5.13% | 8 3.42% | 3 1.28% | |
| Total | 2894 | 2 | 573 | 572 | 12 2.10% | 16 2.80% | 5 0.87% | |
| Blackman Charter Township, Precinct 4 | | | | | | | | |
| Polling | 2836 | 1 | 260 | 260 | 0 0.00% | 3 1.15% | 0 0.00% | |
| AVCB (if used) | 2836 | 1 | 83 | 83 | 4 4.82% | 7 8.43% | 0 0.00% | |
| Total | 2836 | 2 | 343 | 343 | 4 1.17% | 10 2.92% | 0 0.00% | |
| Blackman Charter Township, Precinct 5 | | | | | | | | |
| Polling | 2312 | 1 | 192 | 192 | 0 0.00% | 2 1.04% | 0 0.00% | |
| AVCB (if used) | 2312 | 1 | 51 | 51 | 2 3.92% | 0 0.00% | 0 0.00% | |
| Total | 2312 | 2 | 243 | 243 | 2 0.82% | 2 0.82% | 0 0.00% | |
| Columbia Township, Precinct 1 | | | | | | | | |
| Polling | 1956 | 1 | 402 | 402 | 5 1.24% | 11 2.74% | 2 0.50% | |
| AVCB (if used) | 1956 | 1 | 0 | 0 | 0 - | 0 - | 0 - | |
| Total | 1956 | 2 | 402 | 402 | 5 1.24% | 11 2.74% | 2 0.50% | |
| Columbia Township, Precinct 2 | | | | | | | | |
| Polling | 1585 | 1 | 362 | 361 | 5 1.39% | 3 0.83% | 0 0.00% | |
| AVCB (if used) | 1585 | 1 | 0 | 0 | 0 - | 0 - | 0 - | |
| Total | 1585 | 2 | 362 | 361 | 5 1.39% | 3 0.83% | 0 0.00% | |
| Columbia Township, Precinct 3 | | | | | | | | |
| Polling | 2394 | 1 | 561 | 561 | 6 1.07% | 9 1.60% | 4 0.71% | |
| AVCB (if used) | 2394 | 1 | 0 | 0 | 0 - | 0 - | 0 - | |
| Total | 2394 | 2 | 561 | 561 | 6 1.07% | 9 1.60% | 4 0.71% | |
| Concord Township, Precinct 1 | | | | | | | | |
| Polling | 1980 | 1 | 455 | 455 | 2 0.44% | 14 3.08% | 1 0.22% | |
| AVCB (if used) | 1980 | 1 | 0 | 0 | 0 - | 0 - | 0 - | |
| Total | 1980 | 2 | 455 | 455 | 2 0.44% | 14 3.08% | 1 0.22% | |
| Grass Lake Charter Township, Precinct 1 | | | | | | | | |
| Polling | 2031 | 1 | 580 | 580 | 1 0.17% | 11 1.90% | 3 0.52% | |
| AVCB (if used) | 2031 | 1 | 0 | 0 | 0 - | 0 - | 0 - | |
| Total | 2031 | 2 | 580 | 580 | 1 0.17% | 11 1.90% | 3 0.52% | |
| Grass Lake Charter Township, Precinct 2 | | | | | | | | |
| Polling | 1438 | 1 | 347 | 347 | 4 1.15% | 4 1.15% | 0 0.00% | |
| AVCB (if used) | 1438 | 1 | 0 | 0 | 0 - | 0 - | 0 - | |
| Total | 1438 | 2 | 347 | 347 | 4 1.15% | 4 1.15% | 0 0.00% | |
| Grass Lake Charter Township, Precinct 3 | | | | | | | | |
| Polling | 835 | 1 | 178 | 178 | 3 1.69% | 3 1.69% | 0 0.00% | |
| AVCB (if used) | 835 | 1 | 0 | 0 | 0 - | 0 - | 0 - | |
| Total | 835 | 2 | 178 | 178 | 3 1.69% | 3 1.69% | 0 0.00% | |
| Hanover Township, Precinct 1 | | | | | | | | |
| Polling | 1237 | 1 | 317 | 317 | 3 0.95% | 8 2.52% | 4 1.26% | |
| AVCB (if used) | 1237 | 1 | 0 | 0 | 0 - | 0 - | 0 - | |
| Total | 1237 | 2 | 317 | 317 | 3 0.95% | 8 2.52% | 4 1.26% | |
| Hanover Township, Precinct 2 | | | | | | | | |
| Polling | 1549 | 1 | 341 | 341 | 4 1.17% | 8 2.35% | 3 0.88% | |
| AVCB (if used) | 1549 | 1 | 0 | 0 | 0 - | 0 - | 0 - | |
| Total | 1549 | 2 | 341 | 341 | 4 1.17% | 8 2.35% | 3 0.88% | |
| Henrietta Township, Precinct 1 | | | | | | | | |
| Polling | 1586 | 1 | 363 | 363 | 3 0.83% | 8 2.20% | 0 0.00% | |
| AVCB (if used) | 1586 | 1 | 0 | 0 | 0 - | 0 - | 0 - | |

Statement of Votes Cast
Jackson County, MI
2016 Presidential Primary
SOVC For Jurisdiction Wide, All Counters, All Races
Official Results

Date:03/15/16
Time:16:46:51
Page:7 of 35

| | REP President | | | | | | | |
|--------------------------------|---------------|----------|------------------|----------------|----------------|------------------|-------------------------|--|
| | Reg Voters | Vote For | Times Counted | Total Votes | Jeb Bush (REP) | Ben Carson (REP) | Chris Christie (REP) | |
| Total | 1586 | 2 | 363 | 363 | 3 0.83% | 8 2.20% | 0 0.00% | |
| Henrietta Township, Precinct 2 | | | | | | | | |
| Polling | 1885 | 1 | 378 | 378 | 4 1.06% | 8 2.12% | 0 0.00% | |
| AVCB (if used) | 1885 | 1 | 0 | 0 | 0 - | 0 - | 0 - | |
| Total | 1885 | 2 | 378 | 378 | 4 1.06% | 8 2.12% | 0 0.00% | |
| Leoni Township, Precinct 1 | | | | | | | | |
| Polling | 2898 | 1 | 499 | 499 | 4 0.80% | 9 1.80% | 0 0.00% | |
| AVCB (if used) | 2898 | 1 | 0 | 0 | 0 - | 0 - | 0 - | |
| Total | 2898 | 2 | 499 | 499 | 4 0.80% | 9 1.80% | 0 0.00% | |
| Leoni Township, Precinct 2 | | | | | | | | |
| Polling | 2766 | 1 | 396 | 395 | 2 0.51% | 8 2.03% | 2 0.51% | |
| AVCB (if used) | 2766 | 1 | 0 | 0 | 0 - | 0 - | 0 - | |
| Total | 2766 | 2 | 396 | 395 | 2 0.51% | 8 2.03% | 2 0.51% | |
| Leoni Township, Precinct 3 | | | | | | | | |
| Polling | 2330 | 1 | 366 | 366 | 3 0.82% | 8 2.19% | 0 0.00% | |
| AVCB (if used) | 2330 | 1 | 0 | 0 | 0 - | 0 - | 0 - | |
| Total | 2330 | 2 | 366 | 366 | 3 0.82% | 8 2.19% | 0 0.00% | |
| Leoni Township, Precinct 4 | | | | | | | | |
| Polling | 2081 | 1 | 380 | 380 | 1 0.26% | 5 1.32% | 0 0.00% | |
| AVCB (if used) | 2081 | 1 | 0 | 0 | 0 - | 0 - | 0 - | |
| Total | 2081 | 2 | 380 | 380 | 1 0.26% | 5 1.32% | 0 0.00% | |
| Liberty Township, Precinct 1 | | | | | | | | |
| Polling | 1442 | 1 | 403 | 403 | 1 0.25% | 6 1.49% | 0 0.00% | |
| AVCB (if used) | 1442 | 1 | 0 | 0 | 0 - | 0 - | 0 - | |
| Total | 1442 | 2 | 403 | 403 | 1 0.25% | 6 1.49% | 0 0.00% | |
| Liberty Township, Precinct 2 | | | | | | | | |
| Polling | 994 | 1 | 263 | 263 | 3 1.14% | 4 1.52% | 0 0.00% | |
| AVCB (if used) | 994 | 1 | 0 | 0 | 0 - | 0 - | 0 - | |
| Total | 994 | 2 | 263 | 263 | 3 1.14% | 4 1.52% | 0 0.00% | |
| Napoleon Township, Precinct 1 | | | | | | | | |
| Polling | 1741 | 1 | 342 | 342 | 2 0.58% | 5 1.46% | 0 0.00% | |
| AVCB (if used) | 1741 | 1 | 0 | 0 | 0 - | 0 - | 0 - | |
| Total | 1741 | 2 | 342 | 342 | 2 0.58% | 5 1.46% | 0 0.00% | |
| Napoleon Township, Precinct 2 | | | | | | | | |
| Polling | 1637 | 1 | 355 | 355 | 3 0.85% | 5 1.41% | 1 0.28% | |
| AVCB (if used) | 1637 | 1 | 0 | 0 | 0 - | 0 - | 0 - | |
| Total | 1637 | 2 | 355 | 355 | 3 0.85% | 5 1.41% | 1 0.28% | |
| Napoleon Township, Precinct 3 | | | | | | | | |
| Polling | 1812 | 1 | 424 | 424 | 4 0.94% | 4 0.94% | 2 0.47% | |
| AVCB (if used) | 1812 | 1 | 0 | 0 | 0 - | 0 - | 0 - | |
| Total | 1812 | 2 | 424 | 424 | 4 0.94% | 4 0.94% | 2 0.47% | |
| Norvell Township, Precinct 1 | | | | | | | | |
| Polling | 967 | 1 | 252 | 251 | 0 0.00% | 4 1.59% | 0 0.00% | |
| AVCB (if used) | 967 | 1 | 0 | 0 | 0 - | 0 - | 0 - | |
| Total | 967 | 2 | 252 | 251 | 0 0.00% | 4 1.59% | 0 0.00% | |
| Norvell Township, Precinct 2 | | | | | | | | |
| Polling | 1217 | 1 | 290 | 290 | 1 0.34% | 5 1.72% | 1 0.34% | |
| AVCB (if used) | 1217 | 1 | 0 | 0 | 0 - | 0 - | 0 - | |
| Total | 1217 | 2 | 290 | 290 | 1 0.34% | 5 1.72% | 1 0.34% | |
| Parma Township, Precinct 1 | | | | | | | | |
| Polling | 2025 | 1 | 399 | 398 | 3 0.75% | 10 2.51% | 0 0.00% | |
| AVCB (if used) | 2025 | 1 | 0 | 0 | 0 - | 0 - | 0 - | |
| Total | 2025 | 2 | 399 | 398 | 3 0.75% | 10 2.51% | 0 0.00% | |
| Pulaski Township, Precinct 1 | | | | | | | | |
| Polling | 1403 | 1 | 297 | 297 | 1 0.34% | 8 2.69% | 0 0.00% | |
| AVCB (if used) | 1403 | 1 | 0 | 0 | 0 - | 0 - | 0 - | |
| Total | 1403 | 2 | 297 | 297 | 1 0.34% | 8 2.69% | 0 0.00% | |
| Rives Township, Precinct 1 | | | | | | | | |
| Polling | 2090 | 1 | 421 | 420 | 3 0.71% | 4 0.95% | 1 0.24% | |
| AVCB (if used) | 2090 | 1 | 0 | 0 | 0 - | 0 - | 0 - | |

Statement of Votes Cast
Jackson County, MI
2016 Presidential Primary
SOVC For Jurisdiction Wide, All Counters, All Races
Official Results

Date:03/15/16
Time:16:46:51
Page:8 of 35

| | REP President | | | | | | | |
|-----------------------------------|---------------|----------|------------------|----------------|----------------|------------------|-------------------------|--|
| | Reg Voters | Vote For | Times Counted | Total Votes | Jeb Bush (REP) | Ben Carson (REP) | Chris Christie (REP) | |
| Total | 2090 | 2 | 421 | 420 | 3 0.71% | 4 0.95% | 1 0.24% | |
| Rives Township, Precinct 2 | | | | | | | | |
| Polling | 1449 | 1 | 389 | 389 | 6 1.54% | 2 0.51% | 2 0.51% | |
| AVCB (if used) | 1449 | 1 | 0 | 0 | 0 - | 0 - | 0 - | |
| Total | 1449 | 2 | 389 | 389 | 6 1.54% | 2 0.51% | 2 0.51% | |
| Sandstone Township, Precinct 1 | | | | | | | | |
| Polling | 1222 | 1 | 314 | 314 | 3 0.96% | 9 2.87% | 1 0.32% | |
| AVCB (if used) | 1222 | 1 | 0 | 0 | 0 - | 0 - | 0 - | |
| Total | 1222 | 2 | 314 | 314 | 3 0.96% | 9 2.87% | 1 0.32% | |
| Sandstone Township, Precinct 2 | | | | | | | | |
| Polling | 857 | 1 | 257 | 257 | 3 1.17% | 7 2.72% | 0 0.00% | |
| AVCB (if used) | 857 | 1 | 0 | 0 | 0 - | 0 - | 0 - | |
| Total | 857 | 2 | 257 | 257 | 3 1.17% | 7 2.72% | 0 0.00% | |
| Sandstone Township, Precinct 3 | | | | | | | | |
| Polling | 777 | 1 | 162 | 161 | 3 1.86% | 2 1.24% | 1 0.62% | |
| AVCB (if used) | 777 | 1 | 0 | 0 | 0 - | 0 - | 0 - | |
| Total | 777 | 2 | 162 | 161 | 3 1.86% | 2 1.24% | 1 0.62% | |
| Spring Arbor Township, Precinct 1 | | | | | | | | |
| Polling | 2760 | 1 | 828 | 825 | 7 0.85% | 34 4.12% | 1 0.12% | |
| AVCB (if used) | 2760 | 1 | 0 | 0 | 0 - | 0 - | 0 - | |
| Total | 2760 | 2 | 828 | 825 | 7 0.85% | 34 4.12% | 1 0.12% | |
| Spring Arbor Township, Precinct 2 | | | | | | | | |
| Polling | 2419 | 1 | 622 | 621 | 3 0.48% | 12 1.93% | 2 0.32% | |
| AVCB (if used) | 2419 | 1 | 0 | 0 | 0 - | 0 - | 0 - | |
| Total | 2419 | 2 | 622 | 621 | 3 0.48% | 12 1.93% | 2 0.32% | |
| Springport Township, Precinct 1 | | | | | | | | |
| Polling | 1483 | 1 | 309 | 309 | 4 1.29% | 8 2.59% | 0 0.00% | |
| AVCB (if used) | 1483 | 1 | 0 | 0 | 0 - | 0 - | 0 - | |
| Total | 1483 | 2 | 309 | 309 | 4 1.29% | 8 2.59% | 0 0.00% | |
| Summit Township, Precinct 1 | | | | | | | | |
| Polling | 2078 | 1 | 303 | 303 | 3 0.99% | 7 2.31% | 0 0.00% | |
| AVCB (if used) | 2078 | 1 | 0 | 0 | 0 - | 0 - | 0 - | |
| Total | 2078 | 2 | 303 | 303 | 3 0.99% | 7 2.31% | 0 0.00% | |
| Summit Township, Precinct 2 | | | | | | | | |
| Polling | 2082 | 1 | 558 | 557 | 2 0.36% | 11 1.97% | 3 0.54% | |
| AVCB (if used) | 2082 | 1 | 0 | 0 | 0 - | 0 - | 0 - | |
| Total | 2082 | 2 | 558 | 557 | 2 0.36% | 11 1.97% | 3 0.54% | |
| Summit Township, Precinct 3 | | | | | | | | |
| Polling | 1983 | 1 | 444 | 444 | 6 1.35% | 4 0.90% | 0 0.00% | |
| AVCB (if used) | 1983 | 1 | 0 | 0 | 0 - | 0 - | 0 - | |
| Total | 1983 | 2 | 444 | 444 | 6 1.35% | 4 0.90% | 0 0.00% | |
| Summit Township, Precinct 4 | | | | | | | | |
| Polling | 1972 | 1 | 521 | 521 | 3 0.58% | 6 1.15% | 1 0.19% | |
| AVCB (if used) | 1972 | 1 | 0 | 0 | 0 - | 0 - | 0 - | |
| Total | 1972 | 2 | 521 | 521 | 3 0.58% | 6 1.15% | 1 0.19% | |
| Summit Township, Precinct 5 | | | | | | | | |
| Polling | 1875 | 1 | 546 | 546 | 0 0.00% | 2 0.37% | 2 0.37% | |
| AVCB (if used) | 1875 | 1 | 0 | 0 | 0 - | 0 - | 0 - | |
| Total | 1875 | 2 | 546 | 546 | 0 0.00% | 2 0.37% | 2 0.37% | |
| Summit Township, Precinct 6 | | | | | | | | |
| Polling | 1311 | 1 | 292 | 292 | 2 0.68% | 3 1.03% | 0 0.00% | |
| AVCB (if used) | 1311 | 1 | 0 | 0 | 0 - | 0 - | 0 - | |
| Total | 1311 | 2 | 292 | 292 | 2 0.68% | 3 1.03% | 0 0.00% | |
| Summit Township, Precinct 7 | | | | | | | | |
| Polling | 2707 | 1 | 434 | 434 | 1 0.23% | 6 1.38% | 0 0.00% | |
| AVCB (if used) | 2707 | 1 | 0 | 0 | 0 - | 0 - | 0 - | |
| Total | 2707 | 2 | 434 | 434 | 1 0.23% | 6 1.38% | 0 0.00% | |
| Summit Township, Precinct 8 | | | | | | | | |
| Polling | 2352 | 1 | 261 | 261 | 3 1.15% | 9 3.45% | 1 0.38% | |
| AVCB (if used) | 2352 | 1 | 0 | 0 | 0 - | 0 - | 0 - | |

Statement of Votes Cast
Jackson County, MI
2016 Presidential Primary
SOVC For Jurisdiction Wide, All Counters, All Races
Official Results

Date:03/15/16

Time:16:46:51

Page:9 of 35

| | REP President | | | | | | | |
|-------------------------------------|---------------|----------|---------------|-------------|----------------|------------------|----------------------|--|
| | Reg. Voters | Vote For | Times Counted | Total Votes | Jeb Bush (REP) | Ben Carson (REP) | Chris Christie (REP) | |
| Total | 2352 | 2 | 261 | 261 | 3 1.15% | 9 3.45% | 1 0.38% | |
| Tompkins Township, Precinct 1 | | | | | | | | |
| Polling | 2011 | 1 | 429 | 429 | 1 0.23% | 11 2.56% | 0 0.00% | |
| AVCB (if used) | 2011 | 1 | 0 | 0 | 0 - | 0 - | 0 - | |
| Total | 2011 | 2 | 429 | 429 | 1 0.23% | 11 2.56% | 0 0.00% | |
| Waterloo Township, Precinct 1 | | | | | | | | |
| Polling | 2158 | 1 | 402 | 402 | 3 0.75% | 6 1.49% | 0 0.00% | |
| AVCB (if used) | 2158 | 1 | 0 | 0 | 0 - | 0 - | 0 - | |
| Total | 2158 | 2 | 402 | 402 | 3 0.75% | 6 1.49% | 0 0.00% | |
| City of Jackson, Ward 1, Precinct 1 | | | | | | | | |
| Polling | 1631 | 1 | 65 | 65 | 0 0.00% | 0 0.00% | 0 0.00% | |
| AVCB (if used) | 1631 | 1 | 13 | 13 | 2 15.38% | 2 15.38% | 0 0.00% | |
| Total | 1631 | 2 | 78 | 78 | 2 2.56% | 2 2.56% | 0 0.00% | |
| City of Jackson, Ward 1, Precinct 2 | | | | | | | | |
| Polling | 1873 | 1 | 26 | 26 | 0 0.00% | 2 7.69% | 0 0.00% | |
| AVCB (if used) | 1873 | 1 | 4 | 4 | 0 0.00% | 0 0.00% | 0 0.00% | |
| Total | 1873 | 2 | 30 | 30 | 0 0.00% | 2 6.67% | 0 0.00% | |
| City of Jackson, Ward 2, Precinct 1 | | | | | | | | |
| Polling | 1712 | 1 | 169 | 169 | 1 0.59% | 4 2.37% | 0 0.00% | |
| AVCB (if used) | 1712 | 1 | 14 | 14 | 0 0.00% | 1 7.14% | 0 0.00% | |
| Total | 1712 | 2 | 183 | 183 | 1 0.55% | 5 2.73% | 0 0.00% | |
| City of Jackson, Ward 2, Precinct 2 | | | | | | | | |
| Polling | 1386 | 1 | 79 | 79 | 1 1.27% | 1 1.27% | 0 0.00% | |
| AVCB (if used) | 1386 | 1 | 3 | 3 | 0 0.00% | 0 0.00% | 0 0.00% | |
| Total | 1386 | 2 | 82 | 82 | 1 1.22% | 1 1.22% | 0 0.00% | |
| City of Jackson, Ward 3, Precinct 1 | | | | | | | | |
| Polling | 716 | 1 | 24 | 24 | 0 0.00% | 0 0.00% | 0 0.00% | |
| AVCB (if used) | 716 | 1 | 2 | 2 | 0 0.00% | 0 0.00% | 0 0.00% | |
| Total | 716 | 2 | 26 | 26 | 0 0.00% | 0 0.00% | 0 0.00% | |
| City of Jackson, Ward 3, Precinct 2 | | | | | | | | |
| Polling | 1564 | 1 | 153 | 153 | 1 0.65% | 4 2.61% | 0 0.00% | |
| AVCB (if used) | 1564 | 1 | 18 | 18 | 1 5.56% | 0 0.00% | 0 0.00% | |
| Total | 1564 | 2 | 171 | 171 | 2 1.17% | 4 2.34% | 0 0.00% | |
| City of Jackson, Ward 3, Precinct 3 | | | | | | | | |
| Polling | 1197 | 1 | 125 | 125 | 0 0.00% | 4 3.20% | 0 0.00% | |
| AVCB (if used) | 1197 | 1 | 11 | 11 | 0 0.00% | 1 9.09% | 0 0.00% | |
| Total | 1197 | 2 | 136 | 136 | 0 0.00% | 5 3.68% | 0 0.00% | |
| City of Jackson, Ward 4, Precinct 1 | | | | | | | | |
| Polling | 1417 | 1 | 140 | 140 | 1 0.71% | 0 0.00% | 1 0.71% | |
| AVCB (if used) | 1417 | 1 | 28 | 28 | 1 3.57% | 1 3.57% | 1 3.57% | |
| Total | 1417 | 2 | 168 | 168 | 2 1.19% | 1 0.60% | 2 1.19% | |
| City of Jackson, Ward 4, Precinct 2 | | | | | | | | |
| Polling | 1286 | 1 | 122 | 122 | 2 1.64% | 0 0.00% | 0 0.00% | |
| AVCB (if used) | 1286 | 1 | 20 | 20 | 0 0.00% | 1 5.00% | 0 0.00% | |
| Total | 1286 | 2 | 142 | 142 | 2 1.41% | 1 0.70% | 0 0.00% | |
| City of Jackson, Ward 4, Precinct 3 | | | | | | | | |
| Polling | 1227 | 1 | 209 | 209 | 0 0.00% | 8 3.83% | 0 0.00% | |
| AVCB (if used) | 1227 | 1 | 38 | 37 | 2 5.41% | 1 2.70% | 0 0.00% | |
| Total | 1227 | 2 | 247 | 246 | 2 0.81% | 9 3.66% | 0 0.00% | |
| City of Jackson, Ward 5, Precinct 1 | | | | | | | | |
| Polling | 744 | 1 | 21 | 21 | 0 0.00% | 0 0.00% | 0 0.00% | |
| AVCB (if used) | 744 | 1 | 0 | 0 | 0 - | 0 - | 0 - | |
| Total | 744 | 2 | 21 | 21 | 0 0.00% | 0 0.00% | 0 0.00% | |
| City of Jackson, Ward 5, Precinct 2 | | | | | | | | |
| Polling | 921 | 1 | 61 | 61 | 0 0.00% | 3 4.92% | 0 0.00% | |
| AVCB (if used) | 921 | 1 | 5 | 5 | 0 0.00% | 0 0.00% | 0 0.00% | |
| Total | 921 | 2 | 66 | 66 | 0 0.00% | 3 4.55% | 0 0.00% | |
| City of Jackson, Ward 5, Precinct 3 | | | | | | | | |
| Polling | 1243 | 1 | 57 | 57 | 0 0.00% | 1 1.75% | 1 1.75% | |
| AVCB (if used) | 1243 | 1 | 14 | 14 | 0 0.00% | 1 7.14% | 0 0.00% | |

Statement of Votes Cast
Jackson County, MI
2016 Presidential Primary
SOVC For Jurisdiction Wide, All Counters, All Races
Official Results

Date:03/15/16
Time:16:46:51
Page:10 of 35

| | REP President | | | | | | | | |
|-------------------------------------|---------------|----------|------------------|----------------|----------------|------------------|-------------------------|--|--|
| | Reg Voters | Vote For | Times Counted | Total Votes | Jeb Bush (REP) | Ben Carson (REP) | Chris Christie (REP) | | |
| Total | 1243 | 2 | 71 | 71 | 0 0.00% | 2 2.82% | 1 1.41% | | |
| City of Jackson, Ward 6, Precinct 1 | | | | | | | | | |
| Polling | 1203 | 1 | 265 | 265 | 1 0.38% | 7 2.64% | 0 0.00% | | |
| AVCB (if used) | 1203 | 1 | 50 | 50 | 0 0.00% | 1 2.00% | 0 0.00% | | |
| Total | 1203 | 2 | 315 | 315 | 1 0.32% | 8 2.54% | 0 0.00% | | |
| City of Jackson, Ward 6, Precinct 2 | | | | | | | | | |
| Polling | 1392 | 1 | 213 | 213 | 0 0.00% | 5 2.35% | 0 0.00% | | |
| AVCB (if used) | 1392 | 1 | 19 | 19 | 0 0.00% | 1 5.26% | 0 0.00% | | |
| Total | 1392 | 2 | 232 | 232 | 0 0.00% | 6 2.59% | 0 0.00% | | |
| City of Jackson, Ward 6, Precinct 3 | | | | | | | | | |
| Polling | 1425 | 1 | 248 | 248 | 0 0.00% | 3 1.21% | 0 0.00% | | |
| AVCB (if used) | 1425 | 1 | 39 | 39 | 0 0.00% | 1 2.56% | 1 2.56% | | |
| Total | 1425 | 2 | 287 | 287 | 0 0.00% | 4 1.39% | 1 0.35% | | |
| Total | | | | | | | | | |
| Polling | 109772 | 63 | 19876 | 19865 | 131 0.66% | 377 1.90% | 45 0.23% | | |
| AVCB (if used) | 109772 | 63 | 858 | 856 | 28 3.27% | 43 5.02% | 5 0.58% | | |
| Total | 109772 | 126 | 20734 | 20721 | 159 0.77% | 420 2.03% | 50 0.24% | | |

Statement of Votes Cast
Jackson County, MI
2016 Presidential Primary
SOVC For Jurisdiction Wide, All Counters, All Races
Official Results

Date:03/15/16
Time:16:46:51
Page:11 of 35

| | REP President | | | | | |
|---|----------------|---------------------|----------------------|---------------------|----------------------|---------------------|
| | Ted Cruz (REP) | Carly Fiorina (REP) | Lindsey Graham (REP) | Mike Huckabee (REP) | John R. Kasich (REP) | George Pataki (REP) |
| Jurisdiction Wide | | | | | | |
| Blackman Charter Township, Precinct 1 | | | | | | |
| Polling | 59 32.24% | 0 0.00% | 0 0.00% | 1 0.55% | 29 15.85% | 0 0.00% |
| AVCB (if used) | 13 19.70% | 0 0.00% | 0 0.00% | 0 0.00% | 6 9.09% | 0 0.00% |
| Total | 72 28.92% | 0 0.00% | 0 0.00% | 1 0.40% | 35 14.06% | 0 0.00% |
| Blackman Charter Township, Precinct 2 | | | | | | |
| Polling | 152 31.40% | 0 0.00% | 0 0.00% | 0 0.00% | 109 22.52% | 0 0.00% |
| AVCB (if used) | 22 15.17% | 0 0.00% | 0 0.00% | 1 0.69% | 29 20.00% | 0 0.00% |
| Total | 174 27.66% | 0 0.00% | 0 0.00% | 1 0.16% | 138 21.94% | 0 0.00% |
| Blackman Charter Township, Precinct 3 | | | | | | |
| Polling | 105 31.07% | 0 0.00% | 0 0.00% | 0 0.00% | 77 22.78% | 1 0.30% |
| AVCB (if used) | 41 17.52% | 2 0.85% | 1 0.43% | 0 0.00% | 38 16.24% | 1 0.43% |
| Total | 146 25.52% | 2 0.35% | 1 0.17% | 0 0.00% | 115 20.10% | 2 0.35% |
| Blackman Charter Township, Precinct 4 | | | | | | |
| Polling | 99 38.08% | 0 0.00% | 0 0.00% | 0 0.00% | 53 20.38% | 0 0.00% |
| AVCB (if used) | 11 13.25% | 0 0.00% | 0 0.00% | 2 2.41% | 1 1.20% | 0 0.00% |
| Total | 110 32.07% | 0 0.00% | 0 0.00% | 2 0.58% | 54 15.74% | 0 0.00% |
| Blackman Charter Township, Precinct 5 | | | | | | |
| Polling | 53 27.60% | 0 0.00% | 0 0.00% | 1 0.52% | 44 22.92% | 0 0.00% |
| AVCB (if used) | 8 15.69% | 0 0.00% | 0 0.00% | 1 1.96% | 2 3.92% | 1 1.96% |
| Total | 61 25.10% | 0 0.00% | 0 0.00% | 2 0.82% | 46 18.93% | 1 0.41% |
| Columbia Township, Precinct 1 | | | | | | |
| Polling | 98 24.38% | 0 0.00% | 0 0.00% | 1 0.25% | 72 17.91% | 1 0.25% |
| AVCB (if used) | 0 - | 0 - | 0 - | 0 - | 0 - | 0 - |
| Total | 98 24.38% | 0 0.00% | 0 0.00% | 1 0.25% | 72 17.91% | 1 0.25% |
| Columbia Township, Precinct 2 | | | | | | |
| Polling | 66 18.28% | 0 0.00% | 0 0.00% | 0 0.00% | 103 28.53% | 0 0.00% |
| AVCB (if used) | 0 - | 0 - | 0 - | 0 - | 0 - | 0 - |
| Total | 66 18.28% | 0 0.00% | 0 0.00% | 0 0.00% | 103 28.53% | 0 0.00% |
| Columbia Township, Precinct 3 | | | | | | |
| Polling | 112 19.96% | 3 0.53% | 0 0.00% | 1 0.18% | 141 25.13% | 0 0.00% |
| AVCB (if used) | 0 - | 0 - | 0 - | 0 - | 0 - | 0 - |
| Total | 112 19.96% | 3 0.53% | 0 0.00% | 1 0.18% | 141 25.13% | 0 0.00% |
| Concord Township, Precinct 1 | | | | | | |
| Polling | 126 27.69% | 0 0.00% | 0 0.00% | 1 0.22% | 80 17.58% | 0 0.00% |
| AVCB (if used) | 0 - | 0 - | 0 - | 0 - | 0 - | 0 - |
| Total | 126 27.69% | 0 0.00% | 0 0.00% | 1 0.22% | 80 17.58% | 0 0.00% |
| Grass Lake Charter Township, Precinct 1 | | | | | | |
| Polling | 173 29.83% | 0 0.00% | 0 0.00% | 0 0.00% | 105 18.10% | 0 0.00% |
| AVCB (if used) | 0 - | 0 - | 0 - | 0 - | 0 - | 0 - |
| Total | 173 29.83% | 0 0.00% | 0 0.00% | 0 0.00% | 105 18.10% | 0 0.00% |
| Grass Lake Charter Township, Precinct 2 | | | | | | |
| Polling | 79 22.77% | 0 0.00% | 0 0.00% | 0 0.00% | 86 24.78% | 0 0.00% |
| AVCB (if used) | 0 - | 0 - | 0 - | 0 - | 0 - | 0 - |
| Total | 79 22.77% | 0 0.00% | 0 0.00% | 0 0.00% | 86 24.78% | 0 0.00% |
| Grass Lake Charter Township, Precinct 3 | | | | | | |
| Polling | 58 32.58% | 1 0.56% | 0 0.00% | 0 0.00% | 38 21.35% | 0 0.00% |
| AVCB (if used) | 0 - | 0 - | 0 - | 0 - | 0 - | 0 - |
| Total | 58 32.58% | 1 0.56% | 0 0.00% | 0 0.00% | 38 21.35% | 0 0.00% |
| Hanover Township, Precinct 1 | | | | | | |
| Polling | 68 21.45% | 0 0.00% | 1 0.32% | 1 0.32% | 76 23.97% | 0 0.00% |
| AVCB (if used) | 0 - | 0 - | 0 - | 0 - | 0 - | 0 - |
| Total | 68 21.45% | 0 0.00% | 1 0.32% | 1 0.32% | 76 23.97% | 0 0.00% |
| Hanover Township, Precinct 2 | | | | | | |
| Polling | 89 26.10% | 0 0.00% | 0 0.00% | 0 0.00% | 44 12.90% | 0 0.00% |
| AVCB (if used) | 0 - | 0 - | 0 - | 0 - | 0 - | 0 - |
| Total | 89 26.10% | 0 0.00% | 0 0.00% | 0 0.00% | 44 12.90% | 0 0.00% |
| Henrietta Township, Precinct 1 | | | | | | |
| Polling | 88 24.24% | 0 0.00% | 0 0.00% | 3 0.83% | 66 18.18% | 0 0.00% |
| AVCB (if used) | 0 - | 0 - | 0 - | 0 - | 0 - | 0 - |

Statement of Votes Cast
Jackson County, MI
2016 Presidential Primary
SOVC For Jurisdiction Wide, All Counters, All Races
Official Results

Date: 03/15/16
Time: 16:46:51
Page: 12 of 35

| | REP President | | | | | |
|--------------------------------|----------------|---------------------|----------------------|---------------------|----------------------|---------------------|
| | Ted Cruz (REP) | Carly Fiorina (REP) | Lindsey Graham (REP) | Mike Huckabee (REP) | John R. Kasich (REP) | George Pataki (REP) |
| Total | 88 24.24% | 0 0.00% | 0 0.00% | 3 0.83% | 66 18.18% | 0 0.00% |
| Henrietta Township, Precinct 2 | | | | | | |
| Polling | 89 23.54% | 0 0.00% | 0 0.00% | 0 0.00% | 73 19.31% | 0 0.00% |
| AVCB (if used) | 0 - | 0 - | 0 - | 0 - | 0 - | 0 - |
| Total | 89 23.54% | 0 0.00% | 0 0.00% | 0 0.00% | 73 19.31% | 0 0.00% |
| Leoni Township, Precinct 1 | | | | | | |
| Polling | 84 16.83% | 0 0.00% | 0 0.00% | 0 0.00% | 101 20.24% | 0 0.00% |
| AVCB (if used) | 0 - | 0 - | 0 - | 0 - | 0 - | 0 - |
| Total | 84 16.83% | 0 0.00% | 0 0.00% | 0 0.00% | 101 20.24% | 0 0.00% |
| Leoni Township, Precinct 2 | | | | | | |
| Polling | 99 25.06% | 0 0.00% | 0 0.00% | 0 0.00% | 48 12.15% | 0 0.00% |
| AVCB (if used) | 0 - | 0 - | 0 - | 0 - | 0 - | 0 - |
| Total | 99 25.06% | 0 0.00% | 0 0.00% | 0 0.00% | 48 12.15% | 0 0.00% |
| Leoni Township, Precinct 3 | | | | | | |
| Polling | 97 26.50% | 0 0.00% | 0 0.00% | 0 0.00% | 47 12.84% | 0 0.00% |
| AVCB (if used) | 0 - | 0 - | 0 - | 0 - | 0 - | 0 - |
| Total | 97 26.50% | 0 0.00% | 0 0.00% | 0 0.00% | 47 12.84% | 0 0.00% |
| Leoni Township, Precinct 4 | | | | | | |
| Polling | 86 22.63% | 1 0.26% | 0 0.00% | 1 0.26% | 66 17.37% | 0 0.00% |
| AVCB (if used) | 0 - | 0 - | 0 - | 0 - | 0 - | 0 - |
| Total | 86 22.63% | 1 0.26% | 0 0.00% | 1 0.26% | 66 17.37% | 0 0.00% |
| Liberty Township, Precinct 1 | | | | | | |
| Polling | 97 24.07% | 0 0.00% | 0 0.00% | 1 0.25% | 86 21.34% | 0 0.00% |
| AVCB (if used) | 0 - | 0 - | 0 - | 0 - | 0 - | 0 - |
| Total | 97 24.07% | 0 0.00% | 0 0.00% | 1 0.25% | 86 21.34% | 0 0.00% |
| Liberty Township, Precinct 2 | | | | | | |
| Polling | 47 17.87% | 0 0.00% | 0 0.00% | 1 0.38% | 59 22.43% | 0 0.00% |
| AVCB (if used) | 0 - | 0 - | 0 - | 0 - | 0 - | 0 - |
| Total | 47 17.87% | 0 0.00% | 0 0.00% | 1 0.38% | 59 22.43% | 0 0.00% |
| Napoleon Township, Precinct 1 | | | | | | |
| Polling | 96 28.07% | 1 0.29% | 0 0.00% | 0 0.00% | 55 16.08% | 0 0.00% |
| AVCB (if used) | 0 - | 0 - | 0 - | 0 - | 0 - | 0 - |
| Total | 96 28.07% | 1 0.29% | 0 0.00% | 0 0.00% | 55 16.08% | 0 0.00% |
| Napoleon Township, Precinct 2 | | | | | | |
| Polling | 102 28.73% | 0 0.00% | 0 0.00% | 0 0.00% | 53 14.93% | 0 0.00% |
| AVCB (if used) | 0 - | 0 - | 0 - | 0 - | 0 - | 0 - |
| Total | 102 28.73% | 0 0.00% | 0 0.00% | 0 0.00% | 53 14.93% | 0 0.00% |
| Napoleon Township, Precinct 3 | | | | | | |
| Polling | 109 25.71% | 0 0.00% | 0 0.00% | 1 0.24% | 77 18.16% | 0 0.00% |
| AVCB (if used) | 0 - | 0 - | 0 - | 0 - | 0 - | 0 - |
| Total | 109 25.71% | 0 0.00% | 0 0.00% | 1 0.24% | 77 18.16% | 0 0.00% |
| Norvell Township, Precinct 1 | | | | | | |
| Polling | 58 23.11% | 0 0.00% | 0 0.00% | 1 0.40% | 40 15.94% | 0 0.00% |
| AVCB (if used) | 0 - | 0 - | 0 - | 0 - | 0 - | 0 - |
| Total | 58 23.11% | 0 0.00% | 0 0.00% | 1 0.40% | 40 15.94% | 0 0.00% |
| Norvell Township, Precinct 2 | | | | | | |
| Polling | 58 20.00% | 0 0.00% | 0 0.00% | 1 0.34% | 66 22.76% | 0 0.00% |
| AVCB (if used) | 0 - | 0 - | 0 - | 0 - | 0 - | 0 - |
| Total | 58 20.00% | 0 0.00% | 0 0.00% | 1 0.34% | 66 22.76% | 0 0.00% |
| Parma Township, Precinct 1 | | | | | | |
| Polling | 109 27.39% | 2 0.50% | 0 0.00% | 0 0.00% | 72 18.09% | 2 0.50% |
| AVCB (if used) | 0 - | 0 - | 0 - | 0 - | 0 - | 0 - |
| Total | 109 27.39% | 2 0.50% | 0 0.00% | 0 0.00% | 72 18.09% | 2 0.50% |
| Pulaski Township, Precinct 1 | | | | | | |
| Polling | 89 29.97% | 0 0.00% | 0 0.00% | 1 0.34% | 46 15.49% | 0 0.00% |
| AVCB (if used) | 0 - | 0 - | 0 - | 0 - | 0 - | 0 - |
| Total | 89 29.97% | 0 0.00% | 0 0.00% | 1 0.34% | 46 15.49% | 0 0.00% |
| Rives Township, Precinct 1 | | | | | | |
| Polling | 132 31.43% | 0 0.00% | 0 0.00% | 0 0.00% | 57 13.57% | 1 0.24% |
| AVCB (if used) | 0 - | 0 - | 0 - | 0 - | 0 - | 0 - |

Statement of Votes Cast
Jackson County, MI
2016 Presidential Primary
SOVC For Jurisdiction Wide, All Counters, All Races
Official Results

Date:03/15/16
Time:16:46:51
Page:13 of 35

| | REP President | | | | | | | | | | | |
|-----------------------------------|----------------|--------|---------------------|-------|----------------------|-------|---------------------|-------|----------------------|--------|---------------------|-------|
| | Ted Cruz (REP) | | Carly Fiorina (REP) | | Lindsey Graham (REP) | | Mike Huckabee (REP) | | John R. Kasich (REP) | | George Pataki (REP) | |
| Total | 132 | 31.43% | 0 | 0.00% | 0 | 0.00% | 0 | 0.00% | 57 | 13.57% | 1 | 0.24% |
| Rives Township, Precinct 2 | | | | | | | | | | | | |
| Polling | 101 | 25.96% | 0 | 0.00% | 0 | 0.00% | 5 | 1.29% | 77 | 19.79% | 0 | 0.00% |
| AVCB (if used) | 0 | - | 0 | - | 0 | - | 0 | - | 0 | - | 0 | - |
| Total | 101 | 25.96% | 0 | 0.00% | 0 | 0.00% | 5 | 1.29% | 77 | 19.79% | 0 | 0.00% |
| Sandstone Township, Precinct 1 | | | | | | | | | | | | |
| Polling | 76 | 24.20% | 0 | 0.00% | 2 | 0.64% | 0 | 0.00% | 47 | 14.97% | 0 | 0.00% |
| AVCB (if used) | 0 | - | 0 | - | 0 | - | 0 | - | 0 | - | 0 | - |
| Total | 76 | 24.20% | 0 | 0.00% | 2 | 0.64% | 0 | 0.00% | 47 | 14.97% | 0 | 0.00% |
| Sandstone Township, Precinct 2 | | | | | | | | | | | | |
| Polling | 65 | 25.29% | 0 | 0.00% | 0 | 0.00% | 1 | 0.39% | 47 | 18.29% | 0 | 0.00% |
| AVCB (if used) | 0 | - | 0 | - | 0 | - | 0 | - | 0 | - | 0 | - |
| Total | 65 | 25.29% | 0 | 0.00% | 0 | 0.00% | 1 | 0.39% | 47 | 18.29% | 0 | 0.00% |
| Sandstone Township, Precinct 3 | | | | | | | | | | | | |
| Polling | 40 | 24.84% | 0 | 0.00% | 0 | 0.00% | 0 | 0.00% | 31 | 19.25% | 0 | 0.00% |
| AVCB (if used) | 0 | - | 0 | - | 0 | - | 0 | - | 0 | - | 0 | - |
| Total | 40 | 24.84% | 0 | 0.00% | 0 | 0.00% | 0 | 0.00% | 31 | 19.25% | 0 | 0.00% |
| Spring Arbor Township, Precinct 1 | | | | | | | | | | | | |
| Polling | 233 | 28.24% | 0 | 0.00% | 0 | 0.00% | 2 | 0.24% | 202 | 24.48% | 0 | 0.00% |
| AVCB (if used) | 0 | - | 0 | - | 0 | - | 0 | - | 0 | - | 0 | - |
| Total | 233 | 28.24% | 0 | 0.00% | 0 | 0.00% | 2 | 0.24% | 202 | 24.48% | 0 | 0.00% |
| Spring Arbor Township, Precinct 2 | | | | | | | | | | | | |
| Polling | 166 | 26.73% | 0 | 0.00% | 0 | 0.00% | 1 | 0.16% | 144 | 23.19% | 0 | 0.00% |
| AVCB (if used) | 0 | - | 0 | - | 0 | - | 0 | - | 0 | - | 0 | - |
| Total | 166 | 26.73% | 0 | 0.00% | 0 | 0.00% | 1 | 0.16% | 144 | 23.19% | 0 | 0.00% |
| Springport Township, Precinct 1 | | | | | | | | | | | | |
| Polling | 85 | 27.51% | 0 | 0.00% | 0 | 0.00% | 1 | 0.32% | 55 | 17.80% | 0 | 0.00% |
| AVCB (if used) | 0 | - | 0 | - | 0 | - | 0 | - | 0 | - | 0 | - |
| Total | 85 | 27.51% | 0 | 0.00% | 0 | 0.00% | 1 | 0.32% | 55 | 17.80% | 0 | 0.00% |
| Summit Township, Precinct 1 | | | | | | | | | | | | |
| Polling | 67 | 22.11% | 0 | 0.00% | 0 | 0.00% | 0 | 0.00% | 74 | 24.42% | 0 | 0.00% |
| AVCB (if used) | 0 | - | 0 | - | 0 | - | 0 | - | 0 | - | 0 | - |
| Total | 67 | 22.11% | 0 | 0.00% | 0 | 0.00% | 0 | 0.00% | 74 | 24.42% | 0 | 0.00% |
| Summit Township, Precinct 2 | | | | | | | | | | | | |
| Polling | 144 | 25.85% | 1 | 0.18% | 0 | 0.00% | 0 | 0.00% | 176 | 31.60% | 1 | 0.18% |
| AVCB (if used) | 0 | - | 0 | - | 0 | - | 0 | - | 0 | - | 0 | - |
| Total | 144 | 25.85% | 1 | 0.18% | 0 | 0.00% | 0 | 0.00% | 176 | 31.60% | 1 | 0.18% |
| Summit Township, Precinct 3 | | | | | | | | | | | | |
| Polling | 111 | 25.00% | 0 | 0.00% | 0 | 0.00% | 0 | 0.00% | 121 | 27.25% | 0 | 0.00% |
| AVCB (if used) | 0 | - | 0 | - | 0 | - | 0 | - | 0 | - | 0 | - |
| Total | 111 | 25.00% | 0 | 0.00% | 0 | 0.00% | 0 | 0.00% | 121 | 27.25% | 0 | 0.00% |
| Summit Township, Precinct 4 | | | | | | | | | | | | |
| Polling | 96 | 18.43% | 1 | 0.19% | 0 | 0.00% | 0 | 0.00% | 189 | 36.28% | 0 | 0.00% |
| AVCB (if used) | 0 | - | 0 | - | 0 | - | 0 | - | 0 | - | 0 | - |
| Total | 96 | 18.43% | 1 | 0.19% | 0 | 0.00% | 0 | 0.00% | 189 | 36.28% | 0 | 0.00% |
| Summit Township, Precinct 5 | | | | | | | | | | | | |
| Polling | 130 | 23.81% | 0 | 0.00% | 0 | 0.00% | 0 | 0.00% | 186 | 34.07% | 0 | 0.00% |
| AVCB (if used) | 0 | - | 0 | - | 0 | - | 0 | - | 0 | - | 0 | - |
| Total | 130 | 23.81% | 0 | 0.00% | 0 | 0.00% | 0 | 0.00% | 186 | 34.07% | 0 | 0.00% |
| Summit Township, Precinct 6 | | | | | | | | | | | | |
| Polling | 75 | 25.68% | 0 | 0.00% | 0 | 0.00% | 0 | 0.00% | 86 | 29.45% | 0 | 0.00% |
| AVCB (if used) | 0 | - | 0 | - | 0 | - | 0 | - | 0 | - | 0 | - |
| Total | 75 | 25.68% | 0 | 0.00% | 0 | 0.00% | 0 | 0.00% | 86 | 29.45% | 0 | 0.00% |
| Summit Township, Precinct 7 | | | | | | | | | | | | |
| Polling | 101 | 23.27% | 0 | 0.00% | 0 | 0.00% | 0 | 0.00% | 96 | 22.12% | 0 | 0.00% |
| AVCB (if used) | 0 | - | 0 | - | 0 | - | 0 | - | 0 | - | 0 | - |
| Total | 101 | 23.27% | 0 | 0.00% | 0 | 0.00% | 0 | 0.00% | 96 | 22.12% | 0 | 0.00% |
| Summit Township, Precinct 8 | | | | | | | | | | | | |
| Polling | 67 | 25.67% | 0 | 0.00% | 1 | 0.38% | 0 | 0.00% | 56 | 21.46% | 0 | 0.00% |
| AVCB (if used) | 0 | - | 0 | - | 0 | - | 0 | - | 0 | - | 0 | - |

Statement of Votes Cast
Jackson County, MI
2016 Presidential Primary
SOVC For Jurisdiction Wide, All Counters, All Races
Official Results

Date:03/15/16
Time:16:46:51
Page:14 of 35

| | REP President | | | | | | | | | | | |
|-------------------------------------|----------------|--------|---------------------|-------|----------------------|-------|---------------------|-------|----------------------|--------|---------------------|-------|
| | Ted Cruz (REP) | | Carly Fiorina (REP) | | Lindsey Graham (REP) | | Mike Huckabee (REP) | | John R. Kasich (REP) | | George Pataki (REP) | |
| Total | 67 | 25.67% | 0 | 0.00% | 1 | 0.38% | 0 | 0.00% | 56 | 21.46% | 0 | 0.00% |
| Tompkins Township, Precinct 1 | | | | | | | | | | | | |
| Polling | 110 | 25.64% | 0 | 0.00% | 0 | 0.00% | 1 | 0.23% | 82 | 19.11% | 0 | 0.00% |
| AVCB (if used) | 0 | - | 0 | - | 0 | - | 0 | - | 0 | - | 0 | - |
| Total | 110 | 25.64% | 0 | 0.00% | 0 | 0.00% | 1 | 0.23% | 82 | 19.11% | 0 | 0.00% |
| Waterloo Township, Precinct 1 | | | | | | | | | | | | |
| Polling | 87 | 21.64% | 0 | 0.00% | 0 | 0.00% | 1 | 0.25% | 105 | 26.12% | 0 | 0.00% |
| AVCB (if used) | 0 | - | 0 | - | 0 | - | 0 | - | 0 | - | 0 | - |
| Total | 87 | 21.64% | 0 | 0.00% | 0 | 0.00% | 1 | 0.25% | 105 | 26.12% | 0 | 0.00% |
| City of Jackson, Ward 1, Precinct 1 | | | | | | | | | | | | |
| Polling | 13 | 20.00% | 0 | 0.00% | 0 | 0.00% | 0 | 0.00% | 7 | 10.77% | 0 | 0.00% |
| AVCB (if used) | 4 | 30.77% | 0 | 0.00% | 0 | 0.00% | 0 | 0.00% | 0 | 0.00% | 0 | 0.00% |
| Total | 17 | 21.79% | 0 | 0.00% | 0 | 0.00% | 0 | 0.00% | 7 | 8.97% | 0 | 0.00% |
| City of Jackson, Ward 1, Precinct 2 | | | | | | | | | | | | |
| Polling | 9 | 34.62% | 0 | 0.00% | 0 | 0.00% | 0 | 0.00% | 0 | 0.00% | 0 | 0.00% |
| AVCB (if used) | 2 | 50.00% | 0 | 0.00% | 0 | 0.00% | 0 | 0.00% | 1 | 25.00% | 0 | 0.00% |
| Total | 11 | 36.67% | 0 | 0.00% | 0 | 0.00% | 0 | 0.00% | 1 | 3.33% | 0 | 0.00% |
| City of Jackson, Ward 2, Precinct 1 | | | | | | | | | | | | |
| Polling | 58 | 34.32% | 0 | 0.00% | 0 | 0.00% | 0 | 0.00% | 25 | 14.79% | 0 | 0.00% |
| AVCB (if used) | 4 | 28.57% | 0 | 0.00% | 1 | 7.14% | 0 | 0.00% | 0 | 0.00% | 0 | 0.00% |
| Total | 62 | 33.88% | 0 | 0.00% | 1 | 0.55% | 0 | 0.00% | 25 | 13.66% | 0 | 0.00% |
| City of Jackson, Ward 2, Precinct 2 | | | | | | | | | | | | |
| Polling | 17 | 21.52% | 0 | 0.00% | 1 | 1.27% | 1 | 1.27% | 6 | 7.59% | 0 | 0.00% |
| AVCB (if used) | 0 | 0.00% | 0 | 0.00% | 0 | 0.00% | 0 | 0.00% | 0 | 0.00% | 0 | 0.00% |
| Total | 17 | 20.73% | 0 | 0.00% | 1 | 1.22% | 1 | 1.22% | 6 | 7.32% | 0 | 0.00% |
| City of Jackson, Ward 3, Precinct 1 | | | | | | | | | | | | |
| Polling | 11 | 45.83% | 0 | 0.00% | 0 | 0.00% | 0 | 0.00% | 1 | 4.17% | 0 | 0.00% |
| AVCB (if used) | 0 | 0.00% | 0 | 0.00% | 0 | 0.00% | 0 | 0.00% | 0 | 0.00% | 0 | 0.00% |
| Total | 11 | 42.31% | 0 | 0.00% | 0 | 0.00% | 0 | 0.00% | 1 | 3.85% | 0 | 0.00% |
| City of Jackson, Ward 3, Precinct 2 | | | | | | | | | | | | |
| Polling | 41 | 26.80% | 0 | 0.00% | 0 | 0.00% | 0 | 0.00% | 23 | 15.03% | 0 | 0.00% |
| AVCB (if used) | 2 | 11.11% | 0 | 0.00% | 0 | 0.00% | 1 | 5.56% | 1 | 5.56% | 0 | 0.00% |
| Total | 43 | 25.15% | 0 | 0.00% | 0 | 0.00% | 1 | 0.58% | 24 | 14.04% | 0 | 0.00% |
| City of Jackson, Ward 3, Precinct 3 | | | | | | | | | | | | |
| Polling | 27 | 21.60% | 0 | 0.00% | 0 | 0.00% | 0 | 0.00% | 22 | 17.60% | 0 | 0.00% |
| AVCB (if used) | 2 | 18.18% | 0 | 0.00% | 0 | 0.00% | 0 | 0.00% | 0 | 0.00% | 0 | 0.00% |
| Total | 29 | 21.32% | 0 | 0.00% | 0 | 0.00% | 0 | 0.00% | 22 | 16.18% | 0 | 0.00% |
| City of Jackson, Ward 4, Precinct 1 | | | | | | | | | | | | |
| Polling | 37 | 26.43% | 0 | 0.00% | 0 | 0.00% | 0 | 0.00% | 27 | 19.29% | 0 | 0.00% |
| AVCB (if used) | 5 | 17.86% | 0 | 0.00% | 0 | 0.00% | 0 | 0.00% | 6 | 21.43% | 1 | 3.57% |
| Total | 42 | 25.00% | 0 | 0.00% | 0 | 0.00% | 0 | 0.00% | 33 | 19.64% | 1 | 0.60% |
| City of Jackson, Ward 4, Precinct 2 | | | | | | | | | | | | |
| Polling | 41 | 33.61% | 0 | 0.00% | 0 | 0.00% | 0 | 0.00% | 25 | 20.49% | 0 | 0.00% |
| AVCB (if used) | 3 | 15.00% | 0 | 0.00% | 0 | 0.00% | 0 | 0.00% | 4 | 20.00% | 0 | 0.00% |
| Total | 44 | 30.99% | 0 | 0.00% | 0 | 0.00% | 0 | 0.00% | 29 | 20.42% | 0 | 0.00% |
| City of Jackson, Ward 4, Precinct 3 | | | | | | | | | | | | |
| Polling | 58 | 27.75% | 0 | 0.00% | 0 | 0.00% | 1 | 0.48% | 60 | 28.71% | 0 | 0.00% |
| AVCB (if used) | 2 | 5.41% | 0 | 0.00% | 0 | 0.00% | 0 | 0.00% | 8 | 21.62% | 0 | 0.00% |
| Total | 60 | 24.39% | 0 | 0.00% | 0 | 0.00% | 1 | 0.41% | 68 | 27.64% | 0 | 0.00% |
| City of Jackson, Ward 5, Precinct 1 | | | | | | | | | | | | |
| Polling | 5 | 23.81% | 0 | 0.00% | 0 | 0.00% | 0 | 0.00% | 4 | 19.05% | 0 | 0.00% |
| AVCB (if used) | 0 | - | 0 | - | 0 | - | 0 | - | 0 | - | 0 | - |
| Total | 5 | 23.81% | 0 | 0.00% | 0 | 0.00% | 0 | 0.00% | 4 | 19.05% | 0 | 0.00% |
| City of Jackson, Ward 5, Precinct 2 | | | | | | | | | | | | |
| Polling | 18 | 29.51% | 0 | 0.00% | 0 | 0.00% | 0 | 0.00% | 17 | 27.87% | 1 | 1.64% |
| AVCB (if used) | 0 | 0.00% | 0 | 0.00% | 0 | 0.00% | 0 | 0.00% | 0 | 0.00% | 0 | 0.00% |
| Total | 18 | 27.27% | 0 | 0.00% | 0 | 0.00% | 0 | 0.00% | 17 | 25.76% | 1 | 1.52% |
| City of Jackson, Ward 5, Precinct 3 | | | | | | | | | | | | |
| Polling | 17 | 29.82% | 0 | 0.00% | 0 | 0.00% | 0 | 0.00% | 4 | 7.02% | 0 | 0.00% |
| AVCB (if used) | 2 | 14.29% | 1 | 7.14% | 0 | 0.00% | 0 | 0.00% | 0 | 0.00% | 1 | 7.14% |

Statement of Votes Cast
Jackson County, MI
2016 Presidential Primary
SOVC For Jurisdiction Wide, All Counters, All Races
Official Results

Date:03/15/16
Time:16:46:51
Page:15 of 35

| | REP President | | | | | | | | | | | |
|-------------------------------------|----------------|--------|---------------------|-------|----------------------|-------|---------------------|-------|----------------------|--------|---------------------|-------|
| | Ted Cruz (REP) | | Carly Fiorina (REP) | | Lindsey Graham (REP) | | Mike Huckabee (REP) | | John R. Kasich (REP) | | George Pataki (REP) | |
| Total | 19 | 26.76% | 1 | 1.41% | 0 | 0.00% | 0 | 0.00% | 4 | 5.63% | 1 | 1.41% |
| City of Jackson, Ward 6, Precinct 1 | | | | | | | | | | | | |
| Polling | 56 | 21.13% | 0 | 0.00% | 0 | 0.00% | 0 | 0.00% | 85 | 32.08% | 0 | 0.00% |
| AVCB (if used) | 10 | 20.00% | 0 | 0.00% | 0 | 0.00% | 0 | 0.00% | 3 | 6.00% | 0 | 0.00% |
| Total | 66 | 20.95% | 0 | 0.00% | 0 | 0.00% | 0 | 0.00% | 88 | 27.94% | 0 | 0.00% |
| City of Jackson, Ward 6, Precinct 2 | | | | | | | | | | | | |
| Polling | 57 | 26.76% | 0 | 0.00% | 0 | 0.00% | 1 | 0.47% | 53 | 24.88% | 0 | 0.00% |
| AVCB (if used) | 6 | 31.58% | 0 | 0.00% | 0 | 0.00% | 0 | 0.00% | 6 | 31.58% | 0 | 0.00% |
| Total | 63 | 27.16% | 0 | 0.00% | 0 | 0.00% | 1 | 0.43% | 59 | 25.43% | 0 | 0.00% |
| City of Jackson, Ward 6, Precinct 3 | | | | | | | | | | | | |
| Polling | 64 | 25.81% | 0 | 0.00% | 0 | 0.00% | 0 | 0.00% | 65 | 26.21% | 0 | 0.00% |
| AVCB (if used) | 2 | 5.13% | 0 | 0.00% | 0 | 0.00% | 0 | 0.00% | 8 | 20.51% | 0 | 0.00% |
| Total | 66 | 23.00% | 0 | 0.00% | 0 | 0.00% | 0 | 0.00% | 73 | 25.44% | 0 | 0.00% |
| Total | | | | | | | | | | | | |
| Polling | 5060 | 25.47% | 10 | 0.05% | 5 | 0.03% | 31 | 0.16% | 4267 | 21.48% | 7 | 0.04% |
| AVCB (if used) | 139 | 16.24% | 3 | 0.35% | 2 | 0.23% | 5 | 0.58% | 113 | 13.20% | 4 | 0.47% |
| Total | 5199 | 25.09% | 13 | 0.06% | 7 | 0.03% | 36 | 0.17% | 4380 | 21.14% | 11 | 0.05% |

Statement of Votes Cast
Jackson County, MI
2016 Presidential Primary
SOVC For Jurisdiction Wide, All Counters, All Races
Official Results

Date:03/15/16

Time:16:46:51

Page:16 of 35

| | REP President | | | | | | | | | |
|---|-----------------|-------|-------------------|--------|---------------------|-------|-----------------------|--------|-------------|----------------|
| | Rand Paul (REP) | | Marco Rubio (REP) | | Rick Santorum (REP) | | Donald J. Trump (REP) | | Uncommitted | Write-In Votes |
| Jurisdiction Wide | | | | | | | | | | |
| Blackman Charter Township, Precinct 1 | | | | | | | | | | |
| Polling | 0 | 0.00% | 9 | 4.92% | 0 | 0.00% | 83 | 45.36% | 0 | 0.00% |
| AVCB (if used) | 0 | 0.00% | 13 | 19.70% | 1 | 1.52% | 23 | 34.85% | 10 | 15.15% |
| Total | 0 | 0.00% | 22 | 8.84% | 1 | 0.40% | 106 | 42.57% | 10 | 4.02% |
| Blackman Charter Township, Precinct 2 | | | | | | | | | | |
| Polling | 1 | 0.21% | 38 | 7.85% | 0 | 0.00% | 169 | 34.92% | 3 | 0.62% |
| AVCB (if used) | 1 | 0.69% | 21 | 14.48% | 0 | 0.00% | 40 | 27.59% | 10 | 6.90% |
| Total | 2 | 0.32% | 59 | 9.38% | 0 | 0.00% | 209 | 33.23% | 13 | 2.07% |
| Blackman Charter Township, Precinct 3 | | | | | | | | | | |
| Polling | 0 | 0.00% | 32 | 9.47% | 0 | 0.00% | 113 | 33.43% | 0 | 0.00% |
| AVCB (if used) | 0 | 0.00% | 33 | 14.10% | 0 | 0.00% | 80 | 34.19% | 15 | 6.41% |
| Total | 0 | 0.00% | 65 | 11.36% | 0 | 0.00% | 193 | 33.74% | 15 | 2.62% |
| Blackman Charter Township, Precinct 4 | | | | | | | | | | |
| Polling | 0 | 0.00% | 18 | 6.92% | 1 | 0.38% | 83 | 31.92% | 2 | 0.77% |
| AVCB (if used) | 1 | 1.20% | 13 | 15.66% | 0 | 0.00% | 36 | 43.37% | 8 | 9.64% |
| Total | 1 | 0.29% | 31 | 9.04% | 1 | 0.29% | 119 | 34.69% | 10 | 2.92% |
| Blackman Charter Township, Precinct 5 | | | | | | | | | | |
| Polling | 1 | 0.52% | 10 | 5.21% | 0 | 0.00% | 79 | 41.15% | 2 | 1.04% |
| AVCB (if used) | 0 | 0.00% | 11 | 21.57% | 0 | 0.00% | 24 | 47.06% | 2 | 3.92% |
| Total | 1 | 0.41% | 21 | 8.64% | 0 | 0.00% | 103 | 42.39% | 4 | 1.65% |
| Columbia Township, Precinct 1 | | | | | | | | | | |
| Polling | 1 | 0.25% | 18 | 4.48% | 0 | 0.00% | 187 | 46.52% | 6 | 1.49% |
| AVCB (if used) | 0 | - | 0 | - | 0 | - | 0 | - | 0 | - |
| Total | 1 | 0.25% | 18 | 4.48% | 0 | 0.00% | 187 | 46.52% | 6 | 1.49% |
| Columbia Township, Precinct 2 | | | | | | | | | | |
| Polling | 1 | 0.28% | 36 | 9.97% | 0 | 0.00% | 142 | 39.34% | 5 | 1.39% |
| AVCB (if used) | 0 | - | 0 | - | 0 | - | 0 | - | 0 | - |
| Total | 1 | 0.28% | 36 | 9.97% | 0 | 0.00% | 142 | 39.34% | 5 | 1.39% |
| Columbia Township, Precinct 3 | | | | | | | | | | |
| Polling | 3 | 0.53% | 51 | 9.09% | 0 | 0.00% | 227 | 40.46% | 4 | 0.71% |
| AVCB (if used) | 0 | - | 0 | - | 0 | - | 0 | - | 0 | - |
| Total | 3 | 0.53% | 51 | 9.09% | 0 | 0.00% | 227 | 40.46% | 4 | 0.71% |
| Concord Township, Precinct 1 | | | | | | | | | | |
| Polling | 0 | 0.00% | 36 | 7.91% | 0 | 0.00% | 185 | 40.66% | 10 | 2.20% |
| AVCB (if used) | 0 | - | 0 | - | 0 | - | 0 | - | 0 | - |
| Total | 0 | 0.00% | 36 | 7.91% | 0 | 0.00% | 185 | 40.66% | 10 | 2.20% |
| Grass Lake Charter Township, Precinct 1 | | | | | | | | | | |
| Polling | 7 | 1.21% | 50 | 8.62% | 3 | 0.52% | 223 | 38.45% | 4 | 0.69% |
| AVCB (if used) | 0 | - | 0 | - | 0 | - | 0 | - | 0 | - |
| Total | 7 | 1.21% | 50 | 8.62% | 3 | 0.52% | 223 | 38.45% | 4 | 0.69% |
| Grass Lake Charter Township, Precinct 2 | | | | | | | | | | |
| Polling | 4 | 1.15% | 25 | 7.20% | 1 | 0.29% | 139 | 40.06% | 5 | 1.44% |
| AVCB (if used) | 0 | - | 0 | - | 0 | - | 0 | - | 0 | - |
| Total | 4 | 1.15% | 25 | 7.20% | 1 | 0.29% | 139 | 40.06% | 5 | 1.44% |
| Grass Lake Charter Township, Precinct 3 | | | | | | | | | | |
| Polling | 0 | 0.00% | 16 | 8.99% | 1 | 0.56% | 58 | 32.58% | 0 | 0.00% |
| AVCB (if used) | 0 | - | 0 | - | 0 | - | 0 | - | 0 | - |
| Total | 0 | 0.00% | 16 | 8.99% | 1 | 0.56% | 58 | 32.58% | 0 | 0.00% |
| Hanover Township, Precinct 1 | | | | | | | | | | |
| Polling | 0 | 0.00% | 25 | 7.89% | 0 | 0.00% | 125 | 39.43% | 6 | 1.89% |
| AVCB (if used) | 0 | - | 0 | - | 0 | - | 0 | - | 0 | - |
| Total | 0 | 0.00% | 25 | 7.89% | 0 | 0.00% | 125 | 39.43% | 6 | 1.89% |
| Hanover Township, Precinct 2 | | | | | | | | | | |
| Polling | 1 | 0.29% | 29 | 8.50% | 0 | 0.00% | 157 | 46.04% | 6 | 1.76% |
| AVCB (if used) | 0 | - | 0 | - | 0 | - | 0 | - | 0 | - |
| Total | 1 | 0.29% | 29 | 8.50% | 0 | 0.00% | 157 | 46.04% | 6 | 1.76% |
| Henrietta Township, Precinct 1 | | | | | | | | | | |
| Polling | 1 | 0.28% | 27 | 7.44% | 1 | 0.28% | 150 | 41.32% | 16 | 4.41% |
| AVCB (if used) | 0 | - | 0 | - | 0 | - | 0 | - | 0 | - |

Statement of Votes Cast
Jackson County, MI
2016 Presidential Primary
SOVC For Jurisdiction Wide, All Counters, All Races
Official Results

Date:03/15/16

Time:16:46:51

Page:17 of 35

| | REP President | | | | | | | | | | | |
|--------------------------------|-----------------|-------|-------------------|--------|---------------------|-------|-----------------------|--------|-------------|-------|----------------|-------|
| | Rand Paul (REP) | | Marco Rubio (REP) | | Rick Santorum (REP) | | Donald J. Trump (REP) | | Uncommitted | | Write-In Votes | |
| Total | 1 | 0.28% | 27 | 7.44% | 1 | 0.28% | 150 | 41.32% | 16 | 4.41% | 0 | 0.00% |
| Henrietta Township, Precinct 2 | | | | | | | | | | | | |
| Polling | 0 | 0.00% | 31 | 8.20% | 0 | 0.00% | 170 | 44.97% | 3 | 0.79% | 0 | 0.00% |
| AVCB (if used) | 0 | - | 0 | - | 0 | - | 0 | - | 0 | - | 0 | - |
| Total | 0 | 0.00% | 31 | 8.20% | 0 | 0.00% | 170 | 44.97% | 3 | 0.79% | 0 | 0.00% |
| Leoni Township, Precinct 1 | | | | | | | | | | | | |
| Polling | 0 | 0.00% | 35 | 7.01% | 0 | 0.00% | 258 | 51.70% | 8 | 1.60% | 0 | 0.00% |
| AVCB (if used) | 0 | - | 0 | - | 0 | - | 0 | - | 0 | - | 0 | - |
| Total | 0 | 0.00% | 35 | 7.01% | 0 | 0.00% | 258 | 51.70% | 8 | 1.60% | 0 | 0.00% |
| Leoni Township, Precinct 2 | | | | | | | | | | | | |
| Polling | 0 | 0.00% | 29 | 7.34% | 0 | 0.00% | 197 | 49.87% | 10 | 2.53% | 0 | 0.00% |
| AVCB (if used) | 0 | - | 0 | - | 0 | - | 0 | - | 0 | - | 0 | - |
| Total | 0 | 0.00% | 29 | 7.34% | 0 | 0.00% | 197 | 49.87% | 10 | 2.53% | 0 | 0.00% |
| Leoni Township, Precinct 3 | | | | | | | | | | | | |
| Polling | 0 | 0.00% | 30 | 8.20% | 0 | 0.00% | 171 | 46.72% | 9 | 2.46% | 1 | 0.27% |
| AVCB (if used) | 0 | - | 0 | - | 0 | - | 0 | - | 0 | - | 0 | - |
| Total | 0 | 0.00% | 30 | 8.20% | 0 | 0.00% | 171 | 46.72% | 9 | 2.46% | 1 | 0.27% |
| Leoni Township, Precinct 4 | | | | | | | | | | | | |
| Polling | 0 | 0.00% | 44 | 11.58% | 0 | 0.00% | 171 | 45.00% | 4 | 1.05% | 1 | 0.26% |
| AVCB (if used) | 0 | - | 0 | - | 0 | - | 0 | - | 0 | - | 0 | - |
| Total | 0 | 0.00% | 44 | 11.58% | 0 | 0.00% | 171 | 45.00% | 4 | 1.05% | 1 | 0.26% |
| Liberty Township, Precinct 1 | | | | | | | | | | | | |
| Polling | 0 | 0.00% | 42 | 10.42% | 0 | 0.00% | 165 | 40.94% | 5 | 1.24% | 0 | 0.00% |
| AVCB (if used) | 0 | - | 0 | - | 0 | - | 0 | - | 0 | - | 0 | - |
| Total | 0 | 0.00% | 42 | 10.42% | 0 | 0.00% | 165 | 40.94% | 5 | 1.24% | 0 | 0.00% |
| Liberty Township, Precinct 2 | | | | | | | | | | | | |
| Polling | 1 | 0.38% | 19 | 7.22% | 0 | 0.00% | 123 | 46.77% | 6 | 2.28% | 0 | 0.00% |
| AVCB (if used) | 0 | - | 0 | - | 0 | - | 0 | - | 0 | - | 0 | - |
| Total | 1 | 0.38% | 19 | 7.22% | 0 | 0.00% | 123 | 46.77% | 6 | 2.28% | 0 | 0.00% |
| Napoleon Township, Precinct 1 | | | | | | | | | | | | |
| Polling | 2 | 0.58% | 21 | 6.14% | 1 | 0.29% | 153 | 44.74% | 6 | 1.75% | 0 | 0.00% |
| AVCB (if used) | 0 | - | 0 | - | 0 | - | 0 | - | 0 | - | 0 | - |
| Total | 2 | 0.58% | 21 | 6.14% | 1 | 0.29% | 153 | 44.74% | 6 | 1.75% | 0 | 0.00% |
| Napoleon Township, Precinct 2 | | | | | | | | | | | | |
| Polling | 1 | 0.28% | 32 | 9.01% | 0 | 0.00% | 148 | 41.69% | 10 | 2.82% | 0 | 0.00% |
| AVCB (if used) | 0 | - | 0 | - | 0 | - | 0 | - | 0 | - | 0 | - |
| Total | 1 | 0.28% | 32 | 9.01% | 0 | 0.00% | 148 | 41.69% | 10 | 2.82% | 0 | 0.00% |
| Napoleon Township, Precinct 3 | | | | | | | | | | | | |
| Polling | 0 | 0.00% | 31 | 7.31% | 1 | 0.24% | 189 | 44.58% | 6 | 1.42% | 0 | 0.00% |
| AVCB (if used) | 0 | - | 0 | - | 0 | - | 0 | - | 0 | - | 0 | - |
| Total | 0 | 0.00% | 31 | 7.31% | 1 | 0.24% | 189 | 44.58% | 6 | 1.42% | 0 | 0.00% |
| Norvell Township, Precinct 1 | | | | | | | | | | | | |
| Polling | 2 | 0.80% | 22 | 8.76% | 0 | 0.00% | 120 | 47.81% | 4 | 1.59% | 0 | 0.00% |
| AVCB (if used) | 0 | - | 0 | - | 0 | - | 0 | - | 0 | - | 0 | - |
| Total | 2 | 0.80% | 22 | 8.76% | 0 | 0.00% | 120 | 47.81% | 4 | 1.59% | 0 | 0.00% |
| Norvell Township, Precinct 2 | | | | | | | | | | | | |
| Polling | 2 | 0.69% | 17 | 5.86% | 0 | 0.00% | 133 | 45.86% | 6 | 2.07% | 0 | 0.00% |
| AVCB (if used) | 0 | - | 0 | - | 0 | - | 0 | - | 0 | - | 0 | - |
| Total | 2 | 0.69% | 17 | 5.86% | 0 | 0.00% | 133 | 45.86% | 6 | 2.07% | 0 | 0.00% |
| Parma Township, Precinct 1 | | | | | | | | | | | | |
| Polling | 2 | 0.50% | 30 | 7.54% | 1 | 0.25% | 160 | 40.20% | 7 | 1.76% | 0 | 0.00% |
| AVCB (if used) | 0 | - | 0 | - | 0 | - | 0 | - | 0 | - | 0 | - |
| Total | 2 | 0.50% | 30 | 7.54% | 1 | 0.25% | 160 | 40.20% | 7 | 1.76% | 0 | 0.00% |
| Pulaski Township, Precinct 1 | | | | | | | | | | | | |
| Polling | 1 | 0.34% | 21 | 7.07% | 0 | 0.00% | 130 | 43.77% | 0 | 0.00% | 0 | 0.00% |
| AVCB (if used) | 0 | - | 0 | - | 0 | - | 0 | - | 0 | - | 0 | - |
| Total | 1 | 0.34% | 21 | 7.07% | 0 | 0.00% | 130 | 43.77% | 0 | 0.00% | 0 | 0.00% |
| Rives Township, Precinct 1 | | | | | | | | | | | | |
| Polling | 2 | 0.48% | 32 | 7.62% | 0 | 0.00% | 177 | 42.14% | 11 | 2.62% | 0 | 0.00% |
| AVCB (if used) | 0 | - | 0 | - | 0 | - | 0 | - | 0 | - | 0 | - |

Statement of Votes Cast
Jackson County, MI
2016 Presidential Primary
SOVC For Jurisdiction Wide, All Counters, All Races
Official Results

Date: 03/15/16
Time: 16:46:51
Page: 18 of 35

| | REP President | | | | | | | | | | | |
|-----------------------------------|-----------------|-------|-------------------|--------|---------------------|-------|-----------------------|--------|-------------|-------|----------------|-------|
| | Rand Paul (REP) | | Marco Rubio (REP) | | Rick Santorum (REP) | | Donald J. Trump (REP) | | Uncommitted | | Write-In Votes | |
| Total | 2 | 0.48% | 32 | 7.62% | 0 | 0.00% | 177 | 42.14% | 11 | 2.62% | 0 | 0.00% |
| Rives Township, Precinct 2 | | | | | | | | | | | | |
| Polling | 2 | 0.51% | 37 | 9.51% | 1 | 0.26% | 148 | 38.05% | 8 | 2.06% | 0 | 0.00% |
| AVCB (if used) | 0 | - | 0 | - | 0 | - | 0 | - | 0 | - | 0 | - |
| Total | 2 | 0.51% | 37 | 9.51% | 1 | 0.26% | 148 | 38.05% | 8 | 2.06% | 0 | 0.00% |
| Sandstone Township, Precinct 1 | | | | | | | | | | | | |
| Polling | 1 | 0.32% | 50 | 15.92% | 0 | 0.00% | 120 | 38.22% | 5 | 1.59% | 0 | 0.00% |
| AVCB (if used) | 0 | - | 0 | - | 0 | - | 0 | - | 0 | - | 0 | - |
| Total | 1 | 0.32% | 50 | 15.92% | 0 | 0.00% | 120 | 38.22% | 5 | 1.59% | 0 | 0.00% |
| Sandstone Township, Precinct 2 | | | | | | | | | | | | |
| Polling | 1 | 0.39% | 29 | 11.28% | 0 | 0.00% | 100 | 38.91% | 4 | 1.56% | 0 | 0.00% |
| AVCB (if used) | 0 | - | 0 | - | 0 | - | 0 | - | 0 | - | 0 | - |
| Total | 1 | 0.39% | 29 | 11.28% | 0 | 0.00% | 100 | 38.91% | 4 | 1.56% | 0 | 0.00% |
| Sandstone Township, Precinct 3 | | | | | | | | | | | | |
| Polling | 1 | 0.62% | 11 | 6.83% | 0 | 0.00% | 71 | 44.10% | 1 | 0.62% | 0 | 0.00% |
| AVCB (if used) | 0 | - | 0 | - | 0 | - | 0 | - | 0 | - | 0 | - |
| Total | 1 | 0.62% | 11 | 6.83% | 0 | 0.00% | 71 | 44.10% | 1 | 0.62% | 0 | 0.00% |
| Spring Arbor Township, Precinct 1 | | | | | | | | | | | | |
| Polling | 0 | 0.00% | 125 | 15.15% | 1 | 0.12% | 208 | 25.21% | 12 | 1.45% | 0 | 0.00% |
| AVCB (if used) | 0 | - | 0 | - | 0 | - | 0 | - | 0 | - | 0 | - |
| Total | 0 | 0.00% | 125 | 15.15% | 1 | 0.12% | 208 | 25.21% | 12 | 1.45% | 0 | 0.00% |
| Spring Arbor Township, Precinct 2 | | | | | | | | | | | | |
| Polling | 2 | 0.32% | 69 | 11.11% | 0 | 0.00% | 219 | 35.27% | 3 | 0.48% | 0 | 0.00% |
| AVCB (if used) | 0 | - | 0 | - | 0 | - | 0 | - | 0 | - | 0 | - |
| Total | 2 | 0.32% | 69 | 11.11% | 0 | 0.00% | 219 | 35.27% | 3 | 0.48% | 0 | 0.00% |
| Springport Township, Precinct 1 | | | | | | | | | | | | |
| Polling | 0 | 0.00% | 16 | 5.18% | 0 | 0.00% | 136 | 44.01% | 4 | 1.29% | 0 | 0.00% |
| AVCB (if used) | 0 | - | 0 | - | 0 | - | 0 | - | 0 | - | 0 | - |
| Total | 0 | 0.00% | 16 | 5.18% | 0 | 0.00% | 136 | 44.01% | 4 | 1.29% | 0 | 0.00% |
| Summit Township, Precinct 1 | | | | | | | | | | | | |
| Polling | 1 | 0.33% | 24 | 7.92% | 2 | 0.66% | 123 | 40.59% | 2 | 0.66% | 0 | 0.00% |
| AVCB (if used) | 0 | - | 0 | - | 0 | - | 0 | - | 0 | - | 0 | - |
| Total | 1 | 0.33% | 24 | 7.92% | 2 | 0.66% | 123 | 40.59% | 2 | 0.66% | 0 | 0.00% |
| Summit Township, Precinct 2 | | | | | | | | | | | | |
| Polling | 0 | 0.00% | 60 | 10.77% | 0 | 0.00% | 157 | 28.19% | 2 | 0.36% | 0 | 0.00% |
| AVCB (if used) | 0 | - | 0 | - | 0 | - | 0 | - | 0 | - | 0 | - |
| Total | 0 | 0.00% | 60 | 10.77% | 0 | 0.00% | 157 | 28.19% | 2 | 0.36% | 0 | 0.00% |
| Summit Township, Precinct 3 | | | | | | | | | | | | |
| Polling | 1 | 0.23% | 49 | 11.04% | 2 | 0.45% | 149 | 33.56% | 1 | 0.23% | 0 | 0.00% |
| AVCB (if used) | 0 | - | 0 | - | 0 | - | 0 | - | 0 | - | 0 | - |
| Total | 1 | 0.23% | 49 | 11.04% | 2 | 0.45% | 149 | 33.56% | 1 | 0.23% | 0 | 0.00% |
| Summit Township, Precinct 4 | | | | | | | | | | | | |
| Polling | 1 | 0.19% | 54 | 10.36% | 0 | 0.00% | 167 | 32.05% | 2 | 0.38% | 1 | 0.19% |
| AVCB (if used) | 0 | - | 0 | - | 0 | - | 0 | - | 0 | - | 0 | - |
| Total | 1 | 0.19% | 54 | 10.36% | 0 | 0.00% | 167 | 32.05% | 2 | 0.38% | 1 | 0.19% |
| Summit Township, Precinct 5 | | | | | | | | | | | | |
| Polling | 0 | 0.00% | 58 | 10.62% | 0 | 0.00% | 167 | 30.59% | 1 | 0.18% | 0 | 0.00% |
| AVCB (if used) | 0 | - | 0 | - | 0 | - | 0 | - | 0 | - | 0 | - |
| Total | 0 | 0.00% | 58 | 10.62% | 0 | 0.00% | 167 | 30.59% | 1 | 0.18% | 0 | 0.00% |
| Summit Township, Precinct 6 | | | | | | | | | | | | |
| Polling | 0 | 0.00% | 23 | 7.88% | 0 | 0.00% | 102 | 34.93% | 1 | 0.34% | 0 | 0.00% |
| AVCB (if used) | 0 | - | 0 | - | 0 | - | 0 | - | 0 | - | 0 | - |
| Total | 0 | 0.00% | 23 | 7.88% | 0 | 0.00% | 102 | 34.93% | 1 | 0.34% | 0 | 0.00% |
| Summit Township, Precinct 7 | | | | | | | | | | | | |
| Polling | 1 | 0.23% | 47 | 10.83% | 0 | 0.00% | 175 | 40.32% | 6 | 1.38% | 1 | 0.23% |
| AVCB (if used) | 0 | - | 0 | - | 0 | - | 0 | - | 0 | - | 0 | - |
| Total | 1 | 0.23% | 47 | 10.83% | 0 | 0.00% | 175 | 40.32% | 6 | 1.38% | 1 | 0.23% |
| Summit Township, Precinct 8 | | | | | | | | | | | | |
| Polling | 0 | 0.00% | 20 | 7.66% | 0 | 0.00% | 103 | 39.46% | 1 | 0.38% | 0 | 0.00% |
| AVCB (if used) | 0 | - | 0 | - | 0 | - | 0 | - | 0 | - | 0 | - |

Statement of Votes Cast
Jackson County, MI
2016 Presidential Primary
SOVC For Jurisdiction Wide, All Counters, All Races
Official Results

Date: 03/15/16
Time: 16:46:52
Page: 19 of 35

| | REP President | | | | | | | | | | | |
|-------------------------------------|-----------------|-------|-------------------|--------|---------------------|-------|-----------------------|---------|-------------|--------|----------------|-------|
| | Rand Paul (REP) | | Marco Rubio (REP) | | Rick Santorum (REP) | | Donald J. Trump (REP) | | Uncommitted | | Write-In Votes | |
| Total | 0 | 0.00% | 20 | 7.66% | 0 | 0.00% | 103 | 39.46% | 1 | 0.38% | 0 | 0.00% |
| Tompkins Township, Precinct 1 | | | | | | | | | | | | |
| Polling | 0 | 0.00% | 29 | 6.76% | 1 | 0.23% | 190 | 44.29% | 3 | 0.70% | 1 | 0.23% |
| AVCB (if used) | 0 | - | 0 | - | 0 | - | 0 | - | 0 | - | 0 | - |
| Total | 0 | 0.00% | 29 | 6.76% | 1 | 0.23% | 190 | 44.29% | 3 | 0.70% | 1 | 0.23% |
| Waterloo Township, Precinct 1 | | | | | | | | | | | | |
| Polling | 0 | 0.00% | 41 | 10.20% | 1 | 0.25% | 150 | 37.31% | 7 | 1.74% | 1 | 0.25% |
| AVCB (if used) | 0 | - | 0 | - | 0 | - | 0 | - | 0 | - | 0 | - |
| Total | 0 | 0.00% | 41 | 10.20% | 1 | 0.25% | 150 | 37.31% | 7 | 1.74% | 1 | 0.25% |
| City of Jackson, Ward 1, Precinct 1 | | | | | | | | | | | | |
| Polling | 0 | 0.00% | 5 | 7.69% | 0 | 0.00% | 38 | 58.46% | 1 | 1.54% | 1 | 1.54% |
| AVCB (if used) | 0 | 0.00% | 1 | 7.69% | 0 | 0.00% | 4 | 30.77% | 0 | 0.00% | 0 | 0.00% |
| Total | 0 | 0.00% | 6 | 7.69% | 0 | 0.00% | 42 | 53.85% | 1 | 1.28% | 1 | 1.28% |
| City of Jackson, Ward 1, Precinct 2 | | | | | | | | | | | | |
| Polling | 1 | 3.85% | 1 | 3.85% | 0 | 0.00% | 11 | 42.31% | 2 | 7.69% | 0 | 0.00% |
| AVCB (if used) | 0 | 0.00% | 1 | 25.00% | 0 | 0.00% | 0 | 0.00% | 0 | 0.00% | 0 | 0.00% |
| Total | 1 | 3.33% | 2 | 6.67% | 0 | 0.00% | 11 | 36.67% | 2 | 6.67% | 0 | 0.00% |
| City of Jackson, Ward 2, Precinct 1 | | | | | | | | | | | | |
| Polling | 2 | 1.18% | 19 | 11.24% | 0 | 0.00% | 53 | 31.36% | 6 | 3.55% | 1 | 0.59% |
| AVCB (if used) | 0 | 0.00% | 0 | 0.00% | 0 | 0.00% | 7 | 50.00% | 1 | 7.14% | 0 | 0.00% |
| Total | 2 | 1.09% | 19 | 10.38% | 0 | 0.00% | 60 | 32.79% | 7 | 3.83% | 1 | 0.55% |
| City of Jackson, Ward 2, Precinct 2 | | | | | | | | | | | | |
| Polling | 1 | 1.27% | 1 | 1.27% | 0 | 0.00% | 50 | 63.29% | 0 | 0.00% | 0 | 0.00% |
| AVCB (if used) | 0 | 0.00% | 0 | 0.00% | 0 | 0.00% | 3 | 100.00% | 0 | 0.00% | 0 | 0.00% |
| Total | 1 | 1.22% | 1 | 1.22% | 0 | 0.00% | 53 | 64.63% | 0 | 0.00% | 0 | 0.00% |
| City of Jackson, Ward 3, Precinct 1 | | | | | | | | | | | | |
| Polling | 1 | 4.17% | 1 | 4.17% | 0 | 0.00% | 10 | 41.67% | 0 | 0.00% | 0 | 0.00% |
| AVCB (if used) | 0 | 0.00% | 1 | 50.00% | 0 | 0.00% | 1 | 50.00% | 0 | 0.00% | 0 | 0.00% |
| Total | 1 | 3.85% | 2 | 7.69% | 0 | 0.00% | 11 | 42.31% | 0 | 0.00% | 0 | 0.00% |
| City of Jackson, Ward 3, Precinct 2 | | | | | | | | | | | | |
| Polling | 1 | 0.65% | 18 | 11.76% | 0 | 0.00% | 65 | 42.48% | 0 | 0.00% | 0 | 0.00% |
| AVCB (if used) | 0 | 0.00% | 4 | 22.22% | 0 | 0.00% | 8 | 44.44% | 1 | 5.56% | 0 | 0.00% |
| Total | 1 | 0.58% | 22 | 12.87% | 0 | 0.00% | 73 | 42.69% | 1 | 0.58% | 0 | 0.00% |
| City of Jackson, Ward 3, Precinct 3 | | | | | | | | | | | | |
| Polling | 1 | 0.80% | 14 | 11.20% | 0 | 0.00% | 55 | 44.00% | 2 | 1.60% | 0 | 0.00% |
| AVCB (if used) | 0 | 0.00% | 1 | 9.09% | 0 | 0.00% | 5 | 45.45% | 2 | 18.18% | 0 | 0.00% |
| Total | 1 | 0.74% | 15 | 11.03% | 0 | 0.00% | 60 | 44.12% | 4 | 2.94% | 0 | 0.00% |
| City of Jackson, Ward 4, Precinct 1 | | | | | | | | | | | | |
| Polling | 1 | 0.71% | 12 | 8.57% | 0 | 0.00% | 59 | 42.14% | 2 | 1.43% | 0 | 0.00% |
| AVCB (if used) | 0 | 0.00% | 1 | 3.57% | 0 | 0.00% | 7 | 25.00% | 5 | 17.86% | 0 | 0.00% |
| Total | 1 | 0.60% | 13 | 7.74% | 0 | 0.00% | 66 | 39.29% | 7 | 4.17% | 0 | 0.00% |
| City of Jackson, Ward 4, Precinct 2 | | | | | | | | | | | | |
| Polling | 0 | 0.00% | 11 | 9.02% | 0 | 0.00% | 43 | 35.25% | 0 | 0.00% | 0 | 0.00% |
| AVCB (if used) | 0 | 0.00% | 3 | 15.00% | 0 | 0.00% | 6 | 30.00% | 3 | 15.00% | 0 | 0.00% |
| Total | 0 | 0.00% | 14 | 9.86% | 0 | 0.00% | 49 | 34.51% | 3 | 2.11% | 0 | 0.00% |
| City of Jackson, Ward 4, Precinct 3 | | | | | | | | | | | | |
| Polling | 0 | 0.00% | 19 | 9.09% | 0 | 0.00% | 63 | 30.14% | 0 | 0.00% | 0 | 0.00% |
| AVCB (if used) | 0 | 0.00% | 2 | 5.41% | 0 | 0.00% | 17 | 45.95% | 5 | 13.51% | 0 | 0.00% |
| Total | 0 | 0.00% | 21 | 8.54% | 0 | 0.00% | 80 | 32.52% | 5 | 2.03% | 0 | 0.00% |
| City of Jackson, Ward 5, Precinct 1 | | | | | | | | | | | | |
| Polling | 0 | 0.00% | 1 | 4.76% | 0 | 0.00% | 11 | 52.38% | 0 | 0.00% | 0 | 0.00% |
| AVCB (if used) | 0 | - | 0 | - | 0 | - | 0 | - | 0 | - | 0 | - |
| Total | 0 | 0.00% | 1 | 4.76% | 0 | 0.00% | 11 | 52.38% | 0 | 0.00% | 0 | 0.00% |
| City of Jackson, Ward 5, Precinct 2 | | | | | | | | | | | | |
| Polling | 0 | 0.00% | 3 | 4.92% | 0 | 0.00% | 18 | 29.51% | 0 | 0.00% | 1 | 1.64% |
| AVCB (if used) | 0 | 0.00% | 0 | 0.00% | 0 | 0.00% | 3 | 60.00% | 2 | 40.00% | 0 | 0.00% |
| Total | 0 | 0.00% | 3 | 4.55% | 0 | 0.00% | 21 | 31.82% | 2 | 3.03% | 1 | 1.52% |
| City of Jackson, Ward 5, Precinct 3 | | | | | | | | | | | | |
| Polling | 1 | 1.75% | 2 | 3.51% | 1 | 1.75% | 30 | 52.63% | 0 | 0.00% | 0 | 0.00% |
| AVCB (if used) | 0 | 0.00% | 3 | 21.43% | 0 | 0.00% | 5 | 35.71% | 1 | 7.14% | 0 | 0.00% |

Statement of Votes Cast
Jackson County, MI
2016 Presidential Primary
SOVC For Jurisdiction Wide, All Counters, All Races
Official Results

Date:03/15/16
Time:16:46:52
Page:20 of 35

| | REP President | | | | | | | | | |
|-------------------------------------|-----------------|-------|-------------------|--------|---------------------|-------|-----------------------|--------|-------------|----------------|
| | Rand Paul (REP) | | Marco Rubio (REP) | | Rick Santorum (REP) | | Donald J. Trump (REP) | | Uncommitted | Write-In Votes |
| Total | 1 | 1.41% | 5 | 7.04% | 1 | 1.41% | 35 | 49.30% | 1 | 1.41% |
| City of Jackson, Ward 6, Precinct 1 | | | | | | | | | | |
| Polling | 2 | 0.75% | 30 | 11.32% | 0 | 0.00% | 84 | 31.70% | 0 | 0.00% |
| AVCB (if used) | 0 | 0.00% | 15 | 30.00% | 0 | 0.00% | 18 | 36.00% | 3 | 6.00% |
| Total | 2 | 0.63% | 45 | 14.29% | 0 | 0.00% | 102 | 32.38% | 3 | 0.95% |
| City of Jackson, Ward 6, Precinct 2 | | | | | | | | | | |
| Polling | 0 | 0.00% | 16 | 7.51% | 0 | 0.00% | 81 | 38.03% | 0 | 0.00% |
| AVCB (if used) | 0 | 0.00% | 2 | 10.53% | 0 | 0.00% | 4 | 21.05% | 0 | 0.00% |
| Total | 0 | 0.00% | 18 | 7.76% | 0 | 0.00% | 85 | 36.64% | 0 | 0.00% |
| City of Jackson, Ward 6, Precinct 3 | | | | | | | | | | |
| Polling | 3 | 1.21% | 40 | 16.13% | 0 | 0.00% | 70 | 28.23% | 3 | 1.21% |
| AVCB (if used) | 0 | 0.00% | 13 | 33.33% | 0 | 0.00% | 11 | 28.21% | 3 | 7.69% |
| Total | 3 | 1.05% | 53 | 18.47% | 0 | 0.00% | 81 | 28.22% | 6 | 2.09% |
| Total | | | | | | | | | | |
| Polling | 58 | 0.29% | 1791 | 9.02% | 19 | 0.10% | 7811 | 39.32% | 243 | 1.22% |
| AVCB (if used) | 2 | 0.23% | 138 | 16.12% | 1 | 0.12% | 302 | 35.28% | 71 | 8.29% |
| Total | 60 | 0.29% | 1929 | 9.31% | 20 | 0.10% | 8113 | 39.15% | 314 | 1.52% |

Statement of Votes Cast
Jackson County, MI
2016 Presidential Primary
SOVC For Jurisdiction Wide, All Counters, All Races
Official Results

Date:03/15/16
Time:16:46:52
Page:21 of 35

| | DEM President | | | | | | |
|---|---------------|----------|---------------|-------------|-----------------------|--------------------------|--------------------------|
| | Reg. Voters | Vote For | Times Counted | Total Votes | Hillary Clinton (DEM) | Rocky De La Fuente (DEM) | Martin J. O'Malley (DEM) |
| Jurisdiction Wide | | | | | | | |
| Blackman Charter Township, Precinct 1 | | | | | | | |
| Polling | 2496 | 1 | 174 | 174 | 67 38.51% | 3 1.72% | 0 0.00% |
| AVCB (if used) | 2496 | 1 | 70 | 70 | 45 64.29% | 0 0.00% | 0 0.00% |
| Total | 2496 | 2 | 244 | 244 | 112 45.90% | 3 1.23% | 0 0.00% |
| Blackman Charter Township, Precinct 2 | | | | | | | |
| Polling | 2922 | 1 | 251 | 251 | 109 43.43% | 1 0.40% | 1 0.40% |
| AVCB (if used) | 2922 | 1 | 52 | 52 | 34 65.38% | 0 0.00% | 0 0.00% |
| Total | 2922 | 2 | 303 | 303 | 143 47.19% | 1 0.33% | 1 0.33% |
| Blackman Charter Township, Precinct 3 | | | | | | | |
| Polling | 2894 | 1 | 221 | 221 | 91 41.18% | 1 0.45% | 0 0.00% |
| AVCB (if used) | 2894 | 1 | 101 | 99 | 68 68.69% | 0 0.00% | 1 1.01% |
| Total | 2894 | 2 | 322 | 320 | 159 49.69% | 1 0.31% | 1 0.31% |
| Blackman Charter Township, Precinct 4 | | | | | | | |
| Polling | 2836 | 1 | 255 | 255 | 84 32.94% | 0 0.00% | 2 0.78% |
| AVCB (if used) | 2836 | 1 | 60 | 59 | 37 62.71% | 0 0.00% | 0 0.00% |
| Total | 2836 | 2 | 315 | 314 | 121 38.54% | 0 0.00% | 2 0.64% |
| Blackman Charter Township, Precinct 5 | | | | | | | |
| Polling | 2312 | 1 | 174 | 174 | 80 45.98% | 0 0.00% | 0 0.00% |
| AVCB (if used) | 2312 | 1 | 45 | 44 | 32 72.73% | 0 0.00% | 2 4.55% |
| Total | 2312 | 2 | 219 | 218 | 112 51.38% | 0 0.00% | 2 0.92% |
| Columbia Township, Precinct 1 | | | | | | | |
| Polling | 1956 | 1 | 206 | 206 | 84 40.78% | 0 0.00% | 0 0.00% |
| AVCB (if used) | 1956 | 1 | 0 | 0 | 0 - | 0 - | 0 - |
| Total | 1956 | 2 | 206 | 206 | 84 40.78% | 0 0.00% | 0 0.00% |
| Columbia Township, Precinct 2 | | | | | | | |
| Polling | 1585 | 1 | 176 | 175 | 77 44.00% | 1 0.57% | 2 1.14% |
| AVCB (if used) | 1585 | 1 | 0 | 0 | 0 - | 0 - | 0 - |
| Total | 1585 | 2 | 176 | 175 | 77 44.00% | 1 0.57% | 2 1.14% |
| Columbia Township, Precinct 3 | | | | | | | |
| Polling | 2394 | 1 | 263 | 262 | 136 51.91% | 0 0.00% | 0 0.00% |
| AVCB (if used) | 2394 | 1 | 0 | 0 | 0 - | 0 - | 0 - |
| Total | 2394 | 2 | 263 | 262 | 136 51.91% | 0 0.00% | 0 0.00% |
| Concord Township, Precinct 1 | | | | | | | |
| Polling | 1980 | 1 | 196 | 196 | 58 29.59% | 1 0.51% | 1 0.51% |
| AVCB (if used) | 1980 | 1 | 0 | 0 | 0 - | 0 - | 0 - |
| Total | 1980 | 2 | 196 | 196 | 58 29.59% | 1 0.51% | 1 0.51% |
| Grass Lake Charter Township, Precinct 1 | | | | | | | |
| Polling | 2031 | 1 | 260 | 260 | 105 40.38% | 0 0.00% | 1 0.38% |
| AVCB (if used) | 2031 | 1 | 0 | 0 | 0 - | 0 - | 0 - |
| Total | 2031 | 2 | 260 | 260 | 105 40.38% | 0 0.00% | 1 0.38% |
| Grass Lake Charter Township, Precinct 2 | | | | | | | |
| Polling | 1438 | 1 | 178 | 178 | 76 42.70% | 0 0.00% | 0 0.00% |
| AVCB (if used) | 1438 | 1 | 0 | 0 | 0 - | 0 - | 0 - |
| Total | 1438 | 2 | 178 | 178 | 76 42.70% | 0 0.00% | 0 0.00% |
| Grass Lake Charter Township, Precinct 3 | | | | | | | |
| Polling | 835 | 1 | 140 | 139 | 26 18.71% | 0 0.00% | 2 1.44% |
| AVCB (if used) | 835 | 1 | 0 | 0 | 0 - | 0 - | 0 - |
| Total | 835 | 2 | 140 | 139 | 26 18.71% | 0 0.00% | 2 1.44% |
| Hanover Township, Precinct 1 | | | | | | | |
| Polling | 1237 | 1 | 109 | 109 | 51 46.79% | 1 0.92% | 0 0.00% |
| AVCB (if used) | 1237 | 1 | 0 | 0 | 0 - | 0 - | 0 - |
| Total | 1237 | 2 | 109 | 109 | 51 46.79% | 1 0.92% | 0 0.00% |
| Hanover Township, Precinct 2 | | | | | | | |
| Polling | 1549 | 1 | 106 | 106 | 55 51.89% | 0 0.00% | 1 0.94% |
| AVCB (if used) | 1549 | 1 | 0 | 0 | 0 - | 0 - | 0 - |
| Total | 1549 | 2 | 106 | 106 | 55 51.89% | 0 0.00% | 1 0.94% |
| Henrietta Township, Precinct 1 | | | | | | | |
| Polling | 1586 | 1 | 179 | 179 | 82 45.81% | 0 0.00% | 1 0.56% |
| AVCB (if used) | 1586 | 1 | 0 | 0 | 0 - | 0 - | 0 - |

Statement of Votes Cast
Jackson County, MI
2016 Presidential Primary
SOVC For Jurisdiction Wide, All Counters, All Races
Official Results

Date:03/15/16
Time:16:46:52
Page:22 of 35

| | DEM President | | | | | | |
|---------------------------------|---------------|----------|------------------|----------------|--------------------------|-----------------------------|-----------------------------|
| | Reg Voters | Vote For | Times Counted | Total Votes | Hillary Clinton (DEM) | Rocky De La Fuente (DEM) | Martin J. O'Malley (DEM) |
| Total | 1586 | 2 | 179 | 179 | 82 45.81% | 0 0.00% | 1 0.56% |
| Henricetta Township, Precinct 2 | | | | | | | |
| Polling | 1885 | 1 | 195 | 195 | 61 31.28% | 0 0.00% | 0 0.00% |
| AVCB (if used) | 1885 | 1 | 0 | 0 | 0 - | 0 - | 0 - |
| Total | 1885 | 2 | 195 | 195 | 61 31.28% | 0 0.00% | 0 0.00% |
| Leoni Township, Precinct 1 | | | | | | | |
| Polling | 2898 | 1 | 333 | 332 | 146 43.98% | 1 0.30% | 0 0.00% |
| AVCB (if used) | 2898 | 1 | 0 | 0 | 0 - | 0 - | 0 - |
| Total | 2898 | 2 | 333 | 332 | 146 43.98% | 1 0.30% | 0 0.00% |
| Leoni Township, Precinct 2 | | | | | | | |
| Polling | 2766 | 1 | 327 | 327 | 125 38.23% | 0 0.00% | 2 0.61% |
| AVCB (if used) | 2766 | 1 | 0 | 0 | 0 - | 0 - | 0 - |
| Total | 2766 | 2 | 327 | 327 | 125 38.23% | 0 0.00% | 2 0.61% |
| Leoni Township, Precinct 3 | | | | | | | |
| Polling | 2330 | 1 | 245 | 244 | 91 37.30% | 0 0.00% | 1 0.41% |
| AVCB (if used) | 2330 | 1 | 0 | 0 | 0 - | 0 - | 0 - |
| Total | 2330 | 2 | 245 | 244 | 91 37.30% | 0 0.00% | 1 0.41% |
| Leoni Township, Precinct 4 | | | | | | | |
| Polling | 2081 | 1 | 244 | 244 | 98 40.16% | 0 0.00% | 1 0.41% |
| AVCB (if used) | 2081 | 1 | 0 | 0 | 0 - | 0 - | 0 - |
| Total | 2081 | 2 | 244 | 244 | 98 40.16% | 0 0.00% | 1 0.41% |
| Liberty Township, Precinct 1 | | | | | | | |
| Polling | 1442 | 1 | 157 | 157 | 64 40.76% | 0 0.00% | 0 0.00% |
| AVCB (if used) | 1442 | 1 | 0 | 0 | 0 - | 0 - | 0 - |
| Total | 1442 | 2 | 157 | 157 | 64 40.76% | 0 0.00% | 0 0.00% |
| Liberty Township, Precinct 2 | | | | | | | |
| Polling | 994 | 1 | 94 | 94 | 40 42.55% | 0 0.00% | 0 0.00% |
| AVCB (if used) | 994 | 1 | 0 | 0 | 0 - | 0 - | 0 - |
| Total | 994 | 2 | 94 | 94 | 40 42.55% | 0 0.00% | 0 0.00% |
| Napoleon Township, Precinct 1 | | | | | | | |
| Polling | 1741 | 1 | 160 | 159 | 64 40.25% | 1 0.63% | 2 1.26% |
| AVCB (if used) | 1741 | 1 | 0 | 0 | 0 - | 0 - | 0 - |
| Total | 1741 | 2 | 160 | 159 | 64 40.25% | 1 0.63% | 2 1.26% |
| Napoleon Township, Precinct 2 | | | | | | | |
| Polling | 1637 | 1 | 216 | 215 | 98 45.58% | 0 0.00% | 0 0.00% |
| AVCB (if used) | 1637 | 1 | 0 | 0 | 0 - | 0 - | 0 - |
| Total | 1637 | 2 | 216 | 215 | 98 45.58% | 0 0.00% | 0 0.00% |
| Napoleon Township, Precinct 3 | | | | | | | |
| Polling | 1812 | 1 | 211 | 210 | 74 35.24% | 0 0.00% | 0 0.00% |
| AVCB (if used) | 1812 | 1 | 0 | 0 | 0 - | 0 - | 0 - |
| Total | 1812 | 2 | 211 | 210 | 74 35.24% | 0 0.00% | 0 0.00% |
| Norvell Township, Precinct 1 | | | | | | | |
| Polling | 967 | 1 | 117 | 116 | 46 39.66% | 0 0.00% | 0 0.00% |
| AVCB (if used) | 967 | 1 | 0 | 0 | 0 - | 0 - | 0 - |
| Total | 967 | 2 | 117 | 116 | 46 39.66% | 0 0.00% | 0 0.00% |
| Norvell Township, Precinct 2 | | | | | | | |
| Polling | 1217 | 1 | 136 | 136 | 62 45.59% | 0 0.00% | 2 1.47% |
| AVCB (if used) | 1217 | 1 | 0 | 0 | 0 - | 0 - | 0 - |
| Total | 1217 | 2 | 136 | 136 | 62 45.59% | 0 0.00% | 2 1.47% |
| Parma Township, Precinct 1 | | | | | | | |
| Polling | 2025 | 1 | 214 | 213 | 97 45.54% | 1 0.47% | 2 0.94% |
| AVCB (if used) | 2025 | 1 | 0 | 0 | 0 - | 0 - | 0 - |
| Total | 2025 | 2 | 214 | 213 | 97 45.54% | 1 0.47% | 2 0.94% |
| Pulaski Township, Precinct 1 | | | | | | | |
| Polling | 1403 | 1 | 93 | 93 | 41 44.09% | 0 0.00% | 0 0.00% |
| AVCB (if used) | 1403 | 1 | 0 | 0 | 0 - | 0 - | 0 - |
| Total | 1403 | 2 | 93 | 93 | 41 44.09% | 0 0.00% | 0 0.00% |
| Rives Township, Precinct 1 | | | | | | | |
| Polling | 2090 | 1 | 199 | 198 | 64 32.32% | 1 0.51% | 0 0.00% |
| AVCB (if used) | 2090 | 1 | 0 | 0 | 0 - | 0 - | 0 - |

Statement of Votes Cast
Jackson County, MI
2016 Presidential Primary
SOVC For Jurisdiction Wide, All Counters, All Races
Official Results

Date:03/15/16
Time:16:46:52
Page:23 of 35

| | DEM President | | | | | | | |
|-----------------------------------|---------------|----------|------------------|----------------|--------------------------|-----------------------------|-----------------------------|--|
| | Reg Voters | Vote For | Times Counted | Total Votes | Hillary Clinton (DEM) | Rocky De La Fuente (DEM) | Martin J. O'Malley (DEM) | |
| Total | 2090 | 2 | 199 | 198 | 64 32.32% | 1 0.51% | 0 0.00% | |
| Rives Township, Precinct 2 | | | | | | | | |
| Polling | 1449 | 1 | 164 | 164 | 63 38.41% | 0 0.00% | 1 0.61% | |
| AVCB (if used) | 1449 | 1 | 0 | 0 | 0 - | 0 - | 0 - | |
| Total | 1449 | 2 | 164 | 164 | 63 38.41% | 0 0.00% | 1 0.61% | |
| Sandstone Township, Precinct 1 | | | | | | | | |
| Polling | 1222 | 1 | 139 | 139 | 52 37.41% | 0 0.00% | 0 0.00% | |
| AVCB (if used) | 1222 | 1 | 0 | 0 | 0 - | 0 - | 0 - | |
| Total | 1222 | 2 | 139 | 139 | 52 37.41% | 0 0.00% | 0 0.00% | |
| Sandstone Township, Precinct 2 | | | | | | | | |
| Polling | 857 | 1 | 80 | 80 | 19 23.75% | 0 0.00% | 0 0.00% | |
| AVCB (if used) | 857 | 1 | 0 | 0 | 0 - | 0 - | 0 - | |
| Total | 857 | 2 | 80 | 80 | 19 23.75% | 0 0.00% | 0 0.00% | |
| Sandstone Township, Precinct 3 | | | | | | | | |
| Polling | 777 | 1 | 90 | 90 | 28 31.11% | 0 0.00% | 0 0.00% | |
| AVCB (if used) | 777 | 1 | 0 | 0 | 0 - | 0 - | 0 - | |
| Total | 777 | 2 | 90 | 90 | 28 31.11% | 0 0.00% | 0 0.00% | |
| Spring Arbor Township, Precinct 1 | | | | | | | | |
| Polling | 2760 | 1 | 231 | 231 | 70 30.30% | 0 0.00% | 1 0.43% | |
| AVCB (if used) | 2760 | 1 | 0 | 0 | 0 - | 0 - | 0 - | |
| Total | 2760 | 2 | 231 | 231 | 70 30.30% | 0 0.00% | 1 0.43% | |
| Spring Arbor Township, Precinct 2 | | | | | | | | |
| Polling | 2419 | 1 | 217 | 217 | 95 43.78% | 0 0.00% | 0 0.00% | |
| AVCB (if used) | 2419 | 1 | 0 | 0 | 0 - | 0 - | 0 - | |
| Total | 2419 | 2 | 217 | 217 | 95 43.78% | 0 0.00% | 0 0.00% | |
| Springport Township, Precinct 1 | | | | | | | | |
| Polling | 1483 | 1 | 124 | 122 | 40 32.79% | 1 0.82% | 2 1.64% | |
| AVCB (if used) | 1483 | 1 | 0 | 0 | 0 - | 0 - | 0 - | |
| Total | 1483 | 2 | 124 | 122 | 40 32.79% | 1 0.82% | 2 1.64% | |
| Summit Township, Precinct 1 | | | | | | | | |
| Polling | 2078 | 1 | 239 | 239 | 93 38.91% | 0 0.00% | 0 0.00% | |
| AVCB (if used) | 2078 | 1 | 0 | 0 | 0 - | 0 - | 0 - | |
| Total | 2078 | 2 | 239 | 239 | 93 38.91% | 0 0.00% | 0 0.00% | |
| Summit Township, Precinct 2 | | | | | | | | |
| Polling | 2082 | 1 | 215 | 215 | 114 53.02% | 0 0.00% | 0 0.00% | |
| AVCB (if used) | 2082 | 1 | 0 | 0 | 0 - | 0 - | 0 - | |
| Total | 2082 | 2 | 215 | 215 | 114 53.02% | 0 0.00% | 0 0.00% | |
| Summit Township, Precinct 3 | | | | | | | | |
| Polling | 1983 | 1 | 247 | 247 | 122 49.39% | 0 0.00% | 0 0.00% | |
| AVCB (if used) | 1983 | 1 | 0 | 0 | 0 - | 0 - | 0 - | |
| Total | 1983 | 2 | 247 | 247 | 122 49.39% | 0 0.00% | 0 0.00% | |
| Summit Township, Precinct 4 | | | | | | | | |
| Polling | 1972 | 1 | 197 | 197 | 88 44.67% | 0 0.00% | 0 0.00% | |
| AVCB (if used) | 1972 | 1 | 0 | 0 | 0 - | 0 - | 0 - | |
| Total | 1972 | 2 | 197 | 197 | 88 44.67% | 0 0.00% | 0 0.00% | |
| Summit Township, Precinct 5 | | | | | | | | |
| Polling | 1875 | 1 | 227 | 227 | 102 44.93% | 0 0.00% | 1 0.44% | |
| AVCB (if used) | 1875 | 1 | 0 | 0 | 0 - | 0 - | 0 - | |
| Total | 1875 | 2 | 227 | 227 | 102 44.93% | 0 0.00% | 1 0.44% | |
| Summit Township, Precinct 6 | | | | | | | | |
| Polling | 1311 | 1 | 151 | 150 | 67 44.67% | 0 0.00% | 2 1.33% | |
| AVCB (if used) | 1311 | 1 | 0 | 0 | 0 - | 0 - | 0 - | |
| Total | 1311 | 2 | 151 | 150 | 67 44.67% | 0 0.00% | 2 1.33% | |
| Summit Township, Precinct 7 | | | | | | | | |
| Polling | 2707 | 1 | 252 | 252 | 108 42.86% | 0 0.00% | 0 0.00% | |
| AVCB (if used) | 2707 | 1 | 0 | 0 | 0 - | 0 - | 0 - | |
| Total | 2707 | 2 | 252 | 252 | 108 42.86% | 0 0.00% | 0 0.00% | |
| Summit Township, Precinct 8 | | | | | | | | |
| Polling | 2352 | 1 | 232 | 232 | 82 35.34% | 0 0.00% | 0 0.00% | |
| AVCB (if used) | 2352 | 1 | 0 | 0 | 0 - | 0 - | 0 - | |

Statement of Votes Cast
Jackson County, MI
2016 Presidential Primary
SOVC For Jurisdiction Wide, All Counters, All Races
Official Results

Date:03/15/16
Time:16:46:52
Page:24 of 35

| | DEM President | | | | | | | |
|-------------------------------------|---------------|----------|---------------|-------------|-----------------------|--------------------------|--------------------------|--|
| | Reg. Voters | Vote For | Times Counted | Total Votes | Hillary Clinton (DEM) | Rocky De La Fuente (DEM) | Martin J. O'Malley (DEM) | |
| Total | 2352 | 2 | 232 | 232 | 82 35.34% | 0 0.00% | 0 0.00% | |
| Tompkins Township, Precinct 1 | | | | | | | | |
| Polling | 2011 | 1 | 195 | 195 | 79 40.51% | 0 0.00% | 2 1.03% | |
| AVCB (if used) | 2011 | 1 | 0 | 0 | 0 - | 0 - | 0 - | |
| Total | 2011 | 2 | 195 | 195 | 79 40.51% | 0 0.00% | 2 1.03% | |
| Waterloo Township, Precinct 1 | | | | | | | | |
| Polling | 2158 | 1 | 283 | 282 | 96 34.04% | 0 0.00% | 3 1.06% | |
| AVCB (if used) | 2158 | 1 | 0 | 0 | 0 - | 0 - | 0 - | |
| Total | 2158 | 2 | 283 | 282 | 96 34.04% | 0 0.00% | 3 1.06% | |
| City of Jackson, Ward 1, Precinct 1 | | | | | | | | |
| Polling | 1631 | 1 | 206 | 206 | 122 59.22% | 0 0.00% | 0 0.00% | |
| AVCB (if used) | 1631 | 1 | 16 | 15 | 13 86.67% | 0 0.00% | 0 0.00% | |
| Total | 1631 | 2 | 222 | 221 | 135 61.09% | 0 0.00% | 0 0.00% | |
| City of Jackson, Ward 1, Precinct 2 | | | | | | | | |
| Polling | 1873 | 1 | 291 | 291 | 213 73.20% | 0 0.00% | 0 0.00% | |
| AVCB (if used) | 1873 | 1 | 37 | 37 | 28 75.68% | 0 0.00% | 0 0.00% | |
| Total | 1873 | 2 | 328 | 328 | 241 73.48% | 0 0.00% | 0 0.00% | |
| City of Jackson, Ward 2, Precinct 1 | | | | | | | | |
| Polling | 1712 | 1 | 156 | 156 | 50 32.05% | 0 0.00% | 0 0.00% | |
| AVCB (if used) | 1712 | 1 | 24 | 24 | 16 66.67% | 0 0.00% | 1 4.17% | |
| Total | 1712 | 2 | 180 | 180 | 66 36.67% | 0 0.00% | 1 0.56% | |
| City of Jackson, Ward 2, Precinct 2 | | | | | | | | |
| Polling | 1386 | 1 | 128 | 128 | 64 50.00% | 0 0.00% | 0 0.00% | |
| AVCB (if used) | 1386 | 1 | 15 | 15 | 11 73.33% | 0 0.00% | 0 0.00% | |
| Total | 1386 | 2 | 143 | 143 | 75 52.45% | 0 0.00% | 0 0.00% | |
| City of Jackson, Ward 3, Precinct 1 | | | | | | | | |
| Polling | 716 | 1 | 84 | 84 | 41 48.81% | 0 0.00% | 0 0.00% | |
| AVCB (if used) | 716 | 1 | 10 | 10 | 8 80.00% | 0 0.00% | 0 0.00% | |
| Total | 716 | 2 | 94 | 94 | 49 52.13% | 0 0.00% | 0 0.00% | |
| City of Jackson, Ward 3, Precinct 2 | | | | | | | | |
| Polling | 1564 | 1 | 212 | 212 | 96 45.28% | 0 0.00% | 1 0.47% | |
| AVCB (if used) | 1564 | 1 | 26 | 25 | 21 84.00% | 0 0.00% | 0 0.00% | |
| Total | 1564 | 2 | 238 | 237 | 117 49.37% | 0 0.00% | 1 0.42% | |
| City of Jackson, Ward 3, Precinct 3 | | | | | | | | |
| Polling | 1197 | 1 | 140 | 140 | 45 32.14% | 0 0.00% | 0 0.00% | |
| AVCB (if used) | 1197 | 1 | 10 | 9 | 5 55.56% | 0 0.00% | 0 0.00% | |
| Total | 1197 | 2 | 150 | 149 | 50 33.56% | 0 0.00% | 0 0.00% | |
| City of Jackson, Ward 4, Precinct 1 | | | | | | | | |
| Polling | 1417 | 1 | 171 | 171 | 53 30.99% | 0 0.00% | 1 0.58% | |
| AVCB (if used) | 1417 | 1 | 14 | 14 | 6 42.86% | 0 0.00% | 0 0.00% | |
| Total | 1417 | 2 | 185 | 185 | 59 31.89% | 0 0.00% | 1 0.54% | |
| City of Jackson, Ward 4, Precinct 2 | | | | | | | | |
| Polling | 1286 | 1 | 139 | 139 | 51 36.69% | 0 0.00% | 0 0.00% | |
| AVCB (if used) | 1286 | 1 | 22 | 22 | 13 59.09% | 0 0.00% | 0 0.00% | |
| Total | 1286 | 2 | 161 | 161 | 64 39.75% | 0 0.00% | 0 0.00% | |
| City of Jackson, Ward 4, Precinct 3 | | | | | | | | |
| Polling | 1227 | 1 | 174 | 174 | 62 35.63% | 0 0.00% | 0 0.00% | |
| AVCB (if used) | 1227 | 1 | 21 | 21 | 17 80.95% | 0 0.00% | 0 0.00% | |
| Total | 1227 | 2 | 195 | 195 | 79 40.51% | 0 0.00% | 0 0.00% | |
| City of Jackson, Ward 5, Precinct 1 | | | | | | | | |
| Polling | 744 | 1 | 71 | 71 | 44 61.97% | 0 0.00% | 0 0.00% | |
| AVCB (if used) | 744 | 1 | 4 | 4 | 4 100.00% | 0 0.00% | 0 0.00% | |
| Total | 744 | 2 | 75 | 75 | 48 64.00% | 0 0.00% | 0 0.00% | |
| City of Jackson, Ward 5, Precinct 2 | | | | | | | | |
| Polling | 921 | 1 | 96 | 96 | 31 32.29% | 0 0.00% | 0 0.00% | |
| AVCB (if used) | 921 | 1 | 13 | 13 | 11 84.62% | 0 0.00% | 0 0.00% | |
| Total | 921 | 2 | 109 | 109 | 42 38.53% | 0 0.00% | 0 0.00% | |
| City of Jackson, Ward 5, Precinct 3 | | | | | | | | |
| Polling | 1243 | 1 | 97 | 97 | 40 41.24% | 0 0.00% | 0 0.00% | |
| AVCB (if used) | 1243 | 1 | 19 | 19 | 15 78.95% | 0 0.00% | 0 0.00% | |

Statement of Votes Cast
Jackson County, MI
2016 Presidential Primary
SOVC For Jurisdiction Wide, All Counters, All Races
Official Results

Date:03/15/16
Time:16:46:52
Page:25 of 35

| | DEM President | | | | | | | |
|-------------------------------------|----------------|----------|------------------|----------------|--------------------------|------------------------------|-----------------------------|--|
| | Reg. Voters | Vote For | Times Counted | Total Votes | Hillary Clinton (DEM) | Rocky De La Fuentes (DEM) | Martin J. O'Malley (DEM) | |
| Total | 1243 | 2 | 116 | 116 | 55 47.41% | 0 0.00% | 0 0.00% | |
| City of Jackson, Ward 6, Precinct 1 | | | | | | | | |
| Polling | 1203 | 1 | 203 | 203 | 84 41.38% | 0 0.00% | 0 0.00% | |
| AVCB (if used) | 1203 | 1 | 37 | 37 | 29 78.38% | 0 0.00% | 2 5.41% | |
| Total | 1203 | 2 | 240 | 240 | 113 47.08% | 0 0.00% | 2 0.83% | |
| City of Jackson, Ward 6, Precinct 2 | | | | | | | | |
| Polling | 1392 | 1 | 219 | 219 | 65 29.68% | 0 0.00% | 1 0.46% | |
| AVCB (if used) | 1392 | 1 | 25 | 25 | 15 60.00% | 0 0.00% | 0 0.00% | |
| Total | 1392 | 2 | 244 | 244 | 80 32.79% | 0 0.00% | 1 0.41% | |
| City of Jackson, Ward 6, Precinct 3 | | | | | | | | |
| Polling | 1425 | 1 | 250 | 250 | 107 42.80% | 0 0.00% | 1 0.40% | |
| AVCB (if used) | 1425 | 1 | 35 | 35 | 22 62.86% | 0 0.00% | 0 0.00% | |
| Total | 1425 | 2 | 285 | 285 | 129 45.26% | 0 0.00% | 1 0.35% | |
| Total | | | | | | | | |
| Polling | 109772 | 63 | 11749 | 11734 | 4838 41.23% | 13 0.11% | 37 0.32% | |
| AVCB (if used) | 109772 | 63 | 656 | 649 | 450 69.34% | 0 0.00% | 6 0.92% | |
| Total | 109772 | 126 | 12405 | 12383 | 5288 42.70% | 13 0.10% | 43 0.35% | |

Statement of Votes Cast
Jackson County, MI
2016 Presidential Primary
SOVC For Jurisdiction Wide, All Counters, All Races
Official Results

Date:03/15/16

Time:16:46:52

Page:26 of 35

| | DEM President | | | | | |
|---|-------------------------|--------|-------------|--------|----------------|-------|
| | Bernie Sanders (DEM) | | Uncommitted | | Write-In Votes | |
| Jurisdiction Wide | | | | | | |
| Blackman Charter Township, Precinct 1 | | | | | | |
| Polling | 104 | 59.77% | 0 | 0.00% | 0 | 0.00% |
| AVCB (if used) | 15 | 21.43% | 10 | 14.29% | 0 | 0.00% |
| Total | 119 | 48.77% | 10 | 4.10% | 0 | 0.00% |
| Blackman Charter Township, Precinct 2 | | | | | | |
| Polling | 138 | 54.98% | 2 | 0.80% | 0 | 0.00% |
| AVCB (if used) | 8 | 15.38% | 10 | 19.23% | 0 | 0.00% |
| Total | 146 | 48.18% | 12 | 3.96% | 0 | 0.00% |
| Blackman Charter Township, Precinct 3 | | | | | | |
| Polling | 126 | 57.01% | 3 | 1.36% | 0 | 0.00% |
| AVCB (if used) | 22 | 22.22% | 8 | 8.08% | 0 | 0.00% |
| Total | 148 | 46.25% | 11 | 3.44% | 0 | 0.00% |
| Blackman Charter Township, Precinct 4 | | | | | | |
| Polling | 169 | 66.27% | 0 | 0.00% | 0 | 0.00% |
| AVCB (if used) | 17 | 28.81% | 5 | 8.47% | 0 | 0.00% |
| Total | 186 | 59.24% | 5 | 1.59% | 0 | 0.00% |
| Blackman Charter Township, Precinct 5 | | | | | | |
| Polling | 94 | 54.02% | 0 | 0.00% | 0 | 0.00% |
| AVCB (if used) | 7 | 15.91% | 3 | 6.82% | 0 | 0.00% |
| Total | 101 | 46.33% | 3 | 1.38% | 0 | 0.00% |
| Columbia Township, Precinct 1 | | | | | | |
| Polling | 114 | 55.34% | 8 | 3.88% | 0 | 0.00% |
| AVCB (if used) | 0 | - | 0 | - | 0 | - |
| Total | 114 | 55.34% | 8 | 3.88% | 0 | 0.00% |
| Columbia Township, Precinct 2 | | | | | | |
| Polling | 89 | 50.86% | 5 | 2.86% | 1 | 0.57% |
| AVCB (if used) | 0 | - | 0 | - | 0 | - |
| Total | 89 | 50.86% | 5 | 2.86% | 1 | 0.57% |
| Columbia Township, Precinct 3 | | | | | | |
| Polling | 117 | 44.66% | 9 | 3.44% | 0 | 0.00% |
| AVCB (if used) | 0 | - | 0 | - | 0 | - |
| Total | 117 | 44.66% | 9 | 3.44% | 0 | 0.00% |
| Concord Township, Precinct 1 | | | | | | |
| Polling | 131 | 66.84% | 5 | 2.55% | 0 | 0.00% |
| AVCB (if used) | 0 | - | 0 | - | 0 | - |
| Total | 131 | 66.84% | 5 | 2.55% | 0 | 0.00% |
| Grass Lake Charter Township, Precinct 1 | | | | | | |
| Polling | 145 | 55.77% | 9 | 3.46% | 0 | 0.00% |
| AVCB (if used) | 0 | - | 0 | - | 0 | - |
| Total | 145 | 55.77% | 9 | 3.46% | 0 | 0.00% |
| Grass Lake Charter Township, Precinct 2 | | | | | | |
| Polling | 99 | 55.62% | 3 | 1.69% | 0 | 0.00% |
| AVCB (if used) | 0 | - | 0 | - | 0 | - |
| Total | 99 | 55.62% | 3 | 1.69% | 0 | 0.00% |
| Grass Lake Charter Township, Precinct 3 | | | | | | |
| Polling | 110 | 79.14% | 1 | 0.72% | 0 | 0.00% |
| AVCB (if used) | 0 | - | 0 | - | 0 | - |
| Total | 110 | 79.14% | 1 | 0.72% | 0 | 0.00% |
| Hanover Township, Precinct 1 | | | | | | |
| Polling | 55 | 50.46% | 2 | 1.83% | 0 | 0.00% |
| AVCB (if used) | 0 | - | 0 | - | 0 | - |
| Total | 55 | 50.46% | 2 | 1.83% | 0 | 0.00% |
| Hanover Township, Precinct 2 | | | | | | |
| Polling | 49 | 46.23% | 1 | 0.94% | 0 | 0.00% |
| AVCB (if used) | 0 | - | 0 | - | 0 | - |
| Total | 49 | 46.23% | 1 | 0.94% | 0 | 0.00% |
| Henrietta Township, Precinct 1 | | | | | | |
| Polling | 94 | 52.51% | 2 | 1.12% | 0 | 0.00% |
| AVCB (if used) | 0 | - | 0 | - | 0 | - |

Statement of Votes Cast
Jackson County, MI
2016 Presidential Primary
SOVC For Jurisdiction Wide, All Counters, All Races
Official Results

Date:03/15/16
Time:16:46:52
Page:27 of 35

| | DEM President | | | | | |
|--------------------------------|-------------------------|--------|-------------|-------|----------------|-------|
| | Bernie Sanders (DEM) | | Uncommitted | | Write-In Votes | |
| Total | 94 | 52.51% | 2 | 1.12% | 0 | 0.00% |
| Henrietta Township, Precinct 2 | | | | | | |
| Polling | 129 | 66.15% | 5 | 2.56% | 0 | 0.00% |
| AVCB (if used) | 0 | - | 0 | - | 0 | - |
| Total | 129 | 66.15% | 5 | 2.56% | 0 | 0.00% |
| Leoni Township, Precinct 1 | | | | | | |
| Polling | 175 | 52.71% | 10 | 3.01% | 0 | 0.00% |
| AVCB (if used) | 0 | - | 0 | - | 0 | - |
| Total | 175 | 52.71% | 10 | 3.01% | 0 | 0.00% |
| Leoni Township, Precinct 2 | | | | | | |
| Polling | 188 | 57.49% | 12 | 3.67% | 0 | 0.00% |
| AVCB (if used) | 0 | - | 0 | - | 0 | - |
| Total | 188 | 57.49% | 12 | 3.67% | 0 | 0.00% |
| Leoni Township, Precinct 3 | | | | | | |
| Polling | 150 | 61.48% | 1 | 0.41% | 1 | 0.41% |
| AVCB (if used) | 0 | - | 0 | - | 0 | - |
| Total | 150 | 61.48% | 1 | 0.41% | 1 | 0.41% |
| Leoni Township, Precinct 4 | | | | | | |
| Polling | 142 | 58.20% | 3 | 1.23% | 0 | 0.00% |
| AVCB (if used) | 0 | - | 0 | - | 0 | - |
| Total | 142 | 58.20% | 3 | 1.23% | 0 | 0.00% |
| Liberty Township, Precinct 1 | | | | | | |
| Polling | 92 | 58.60% | 1 | 0.64% | 0 | 0.00% |
| AVCB (if used) | 0 | - | 0 | - | 0 | - |
| Total | 92 | 58.60% | 1 | 0.64% | 0 | 0.00% |
| Liberty Township, Precinct 2 | | | | | | |
| Polling | 54 | 57.45% | 0 | 0.00% | 0 | 0.00% |
| AVCB (if used) | 0 | - | 0 | - | 0 | - |
| Total | 54 | 57.45% | 0 | 0.00% | 0 | 0.00% |
| Napoleon Township, Precinct 1 | | | | | | |
| Polling | 84 | 52.83% | 8 | 5.03% | 0 | 0.00% |
| AVCB (if used) | 0 | - | 0 | - | 0 | - |
| Total | 84 | 52.83% | 8 | 5.03% | 0 | 0.00% |
| Napoleon Township, Precinct 2 | | | | | | |
| Polling | 112 | 52.09% | 5 | 2.33% | 0 | 0.00% |
| AVCB (if used) | 0 | - | 0 | - | 0 | - |
| Total | 112 | 52.09% | 5 | 2.33% | 0 | 0.00% |
| Napoleon Township, Precinct 3 | | | | | | |
| Polling | 130 | 61.90% | 6 | 2.86% | 0 | 0.00% |
| AVCB (if used) | 0 | - | 0 | - | 0 | - |
| Total | 130 | 61.90% | 6 | 2.86% | 0 | 0.00% |
| Norvell Township, Precinct 1 | | | | | | |
| Polling | 66 | 56.90% | 4 | 3.45% | 0 | 0.00% |
| AVCB (if used) | 0 | - | 0 | - | 0 | - |
| Total | 66 | 56.90% | 4 | 3.45% | 0 | 0.00% |
| Norvell Township, Precinct 2 | | | | | | |
| Polling | 69 | 50.74% | 3 | 2.21% | 0 | 0.00% |
| AVCB (if used) | 0 | - | 0 | - | 0 | - |
| Total | 69 | 50.74% | 3 | 2.21% | 0 | 0.00% |
| Parma Township, Precinct 1 | | | | | | |
| Polling | 112 | 52.58% | 1 | 0.47% | 0 | 0.00% |
| AVCB (if used) | 0 | - | 0 | - | 0 | - |
| Total | 112 | 52.58% | 1 | 0.47% | 0 | 0.00% |
| Pulaski Township, Precinct 1 | | | | | | |
| Polling | 50 | 53.76% | 2 | 2.15% | 0 | 0.00% |
| AVCB (if used) | 0 | - | 0 | - | 0 | - |
| Total | 50 | 53.76% | 2 | 2.15% | 0 | 0.00% |
| Rives Township, Precinct 1 | | | | | | |
| Polling | 121 | 61.11% | 12 | 6.06% | 0 | 0.00% |
| AVCB (if used) | 0 | - | 0 | - | 0 | - |

Statement of Votes Cast
Jackson County, MI
2016 Presidential Primary
SOVC For Jurisdiction Wide, All Counters, All Races
Official Results

Date:03/15/16
Time:16:46:52
Page:28 of 35

| | DEM President | | | | | |
|-----------------------------------|-------------------------|--------|-------------|-------|----------------|-------|
| | Bernie Sanders (DEM) | | Uncommitted | | Write-In Votes | |
| Total | 121 | 61 11% | 12 | 6 06% | 0 | 0 00% |
| Rives Township, Precinct 2 | | | | | | |
| Polling | 98 | 59 76% | 2 | 1 22% | 0 | 0 00% |
| AVCB (if used) | 0 | - | 0 | - | 0 | - |
| Total | 98 | 59 76% | 2 | 1 22% | 0 | 0 00% |
| Sandstone Township, Precinct 1 | | | | | | |
| Polling | 85 | 61 15% | 2 | 1 44% | 0 | 0 00% |
| AVCB (if used) | 0 | - | 0 | - | 0 | - |
| Total | 85 | 61 15% | 2 | 1 44% | 0 | 0 00% |
| Sandstone Township, Precinct 2 | | | | | | |
| Polling | 60 | 75 00% | 0 | 0 00% | 1 | 1 25% |
| AVCB (if used) | 0 | - | 0 | - | 0 | - |
| Total | 60 | 75 00% | 0 | 0 00% | 1 | 1 25% |
| Sandstone Township, Precinct 3 | | | | | | |
| Polling | 62 | 68 89% | 0 | 0 00% | 0 | 0 00% |
| AVCB (if used) | 0 | - | 0 | - | 0 | - |
| Total | 62 | 68 89% | 0 | 0 00% | 0 | 0 00% |
| Spring Arbor Township, Precinct 1 | | | | | | |
| Polling | 153 | 66 23% | 6 | 2 60% | 1 | 0 43% |
| AVCB (if used) | 0 | - | 0 | - | 0 | - |
| Total | 153 | 66 23% | 6 | 2 60% | 1 | 0 43% |
| Spring Arbor Township, Precinct 2 | | | | | | |
| Polling | 120 | 55 30% | 2 | 0 92% | 0 | 0 00% |
| AVCB (if used) | 0 | - | 0 | - | 0 | - |
| Total | 120 | 55 30% | 2 | 0 92% | 0 | 0 00% |
| Springport Township, Precinct 1 | | | | | | |
| Polling | 78 | 63 93% | 1 | 0 82% | 0 | 0 00% |
| AVCB (if used) | 0 | - | 0 | - | 0 | - |
| Total | 78 | 63 93% | 1 | 0 82% | 0 | 0 00% |
| Summit Township, Precinct 1 | | | | | | |
| Polling | 146 | 61 09% | 0 | 0 00% | 0 | 0 00% |
| AVCB (if used) | 0 | - | 0 | - | 0 | - |
| Total | 146 | 61 09% | 0 | 0 00% | 0 | 0 00% |
| Summit Township, Precinct 2 | | | | | | |
| Polling | 99 | 46 05% | 2 | 0 93% | 0 | 0 00% |
| AVCB (if used) | 0 | - | 0 | - | 0 | - |
| Total | 99 | 46 05% | 2 | 0 93% | 0 | 0 00% |
| Summit Township, Precinct 3 | | | | | | |
| Polling | 122 | 49 39% | 3 | 1 21% | 0 | 0 00% |
| AVCB (if used) | 0 | - | 0 | - | 0 | - |
| Total | 122 | 49 39% | 3 | 1 21% | 0 | 0 00% |
| Summit Township, Precinct 4 | | | | | | |
| Polling | 107 | 54 31% | 2 | 1 02% | 0 | 0 00% |
| AVCB (if used) | 0 | - | 0 | - | 0 | - |
| Total | 107 | 54 31% | 2 | 1 02% | 0 | 0 00% |
| Summit Township, Precinct 5 | | | | | | |
| Polling | 122 | 53 74% | 2 | 0 88% | 0 | 0 00% |
| AVCB (if used) | 0 | - | 0 | - | 0 | - |
| Total | 122 | 53 74% | 2 | 0 88% | 0 | 0 00% |
| Summit Township, Precinct 6 | | | | | | |
| Polling | 79 | 52 67% | 2 | 1 33% | 0 | 0 00% |
| AVCB (if used) | 0 | - | 0 | - | 0 | - |
| Total | 79 | 52 67% | 2 | 1 33% | 0 | 0 00% |
| Summit Township, Precinct 7 | | | | | | |
| Polling | 144 | 57 14% | 0 | 0 00% | 0 | 0 00% |
| AVCB (if used) | 0 | - | 0 | - | 0 | - |
| Total | 144 | 57 14% | 0 | 0 00% | 0 | 0 00% |
| Summit Township, Precinct 8 | | | | | | |
| Polling | 148 | 63 79% | 2 | 0 86% | 0 | 0 00% |
| AVCB (if used) | 0 | - | 0 | - | 0 | - |

Statement of Votes Cast
Jackson County, MI
2016 Presidential Primary
SOVC For Jurisdiction Wide, All Counters, All Races
Official Results

Date:03/15/16
Time:16:46:52
Page:29 of 35

| | DEM President | | | | | |
|-------------------------------------|-------------------------|--------|-------------|--------|----------------|-------|
| | Bernie Sanders (DEM) | | Uncommitted | | Write-In Votes | |
| Total | 148 | 63.79% | 2 | 0.86% | 0 | 0.00% |
| Tompkins Township, Precinct 1 | | | | | | |
| Polling | 109 | 55.90% | 5 | 2.56% | 0 | 0.00% |
| AVCB (if used) | 0 | - | 0 | - | 0 | - |
| Total | 109 | 55.90% | 5 | 2.56% | 0 | 0.00% |
| Waterloo Township, Precinct 1 | | | | | | |
| Polling | 178 | 63.12% | 5 | 1.77% | 0 | 0.00% |
| AVCB (if used) | 0 | - | 0 | - | 0 | - |
| Total | 178 | 63.12% | 5 | 1.77% | 0 | 0.00% |
| City of Jackson, Ward 1, Precinct 1 | | | | | | |
| Polling | 82 | 39.81% | 2 | 0.97% | 0 | 0.00% |
| AVCB (if used) | 2 | 13.33% | 0 | 0.00% | 0 | 0.00% |
| Total | 84 | 38.01% | 2 | 0.90% | 0 | 0.00% |
| City of Jackson, Ward 1, Precinct 2 | | | | | | |
| Polling | 76 | 26.12% | 2 | 0.69% | 0 | 0.00% |
| AVCB (if used) | 9 | 24.32% | 0 | 0.00% | 0 | 0.00% |
| Total | 85 | 25.91% | 2 | 0.61% | 0 | 0.00% |
| City of Jackson, Ward 2, Precinct 1 | | | | | | |
| Polling | 104 | 66.67% | 2 | 1.28% | 0 | 0.00% |
| AVCB (if used) | 3 | 12.50% | 3 | 12.50% | 1 | 4.17% |
| Total | 107 | 59.44% | 5 | 2.78% | 1 | 0.56% |
| City of Jackson, Ward 2, Precinct 2 | | | | | | |
| Polling | 63 | 49.22% | 1 | 0.78% | 0 | 0.00% |
| AVCB (if used) | 3 | 20.00% | 1 | 6.67% | 0 | 0.00% |
| Total | 66 | 46.15% | 2 | 1.40% | 0 | 0.00% |
| City of Jackson, Ward 3, Precinct 1 | | | | | | |
| Polling | 42 | 50.00% | 1 | 1.19% | 0 | 0.00% |
| AVCB (if used) | 2 | 20.00% | 0 | 0.00% | 0 | 0.00% |
| Total | 44 | 46.81% | 1 | 1.06% | 0 | 0.00% |
| City of Jackson, Ward 3, Precinct 2 | | | | | | |
| Polling | 114 | 53.77% | 1 | 0.47% | 0 | 0.00% |
| AVCB (if used) | 4 | 16.00% | 0 | 0.00% | 0 | 0.00% |
| Total | 118 | 49.79% | 1 | 0.42% | 0 | 0.00% |
| City of Jackson, Ward 3, Precinct 3 | | | | | | |
| Polling | 93 | 66.43% | 2 | 1.43% | 0 | 0.00% |
| AVCB (if used) | 2 | 22.22% | 2 | 22.22% | 0 | 0.00% |
| Total | 95 | 63.76% | 4 | 2.68% | 0 | 0.00% |
| City of Jackson, Ward 4, Precinct 1 | | | | | | |
| Polling | 117 | 68.42% | 0 | 0.00% | 0 | 0.00% |
| AVCB (if used) | 6 | 42.86% | 2 | 14.29% | 0 | 0.00% |
| Total | 123 | 66.49% | 2 | 1.08% | 0 | 0.00% |
| City of Jackson, Ward 4, Precinct 2 | | | | | | |
| Polling | 88 | 63.31% | 0 | 0.00% | 0 | 0.00% |
| AVCB (if used) | 6 | 27.27% | 3 | 13.64% | 0 | 0.00% |
| Total | 94 | 58.39% | 3 | 1.86% | 0 | 0.00% |
| City of Jackson, Ward 4, Precinct 3 | | | | | | |
| Polling | 112 | 64.37% | 0 | 0.00% | 0 | 0.00% |
| AVCB (if used) | 3 | 14.29% | 1 | 4.76% | 0 | 0.00% |
| Total | 115 | 58.97% | 1 | 0.51% | 0 | 0.00% |
| City of Jackson, Ward 5, Precinct 1 | | | | | | |
| Polling | 26 | 36.62% | 1 | 1.41% | 0 | 0.00% |
| AVCB (if used) | 0 | 0.00% | 0 | 0.00% | 0 | 0.00% |
| Total | 26 | 34.67% | 1 | 1.33% | 0 | 0.00% |
| City of Jackson, Ward 5, Precinct 2 | | | | | | |
| Polling | 64 | 66.67% | 1 | 1.04% | 0 | 0.00% |
| AVCB (if used) | 2 | 15.38% | 0 | 0.00% | 0 | 0.00% |
| Total | 66 | 60.55% | 1 | 0.92% | 0 | 0.00% |
| City of Jackson, Ward 5, Precinct 3 | | | | | | |
| Polling | 57 | 58.76% | 0 | 0.00% | 0 | 0.00% |
| AVCB (if used) | 3 | 15.79% | 1 | 5.26% | 0 | 0.00% |

Statement of Votes Cast
Jackson County, MI
2016 Presidential Primary
SOVC For Jurisdiction Wide, All Counters, All Races
Official Results

Date:03/15/16
Time:16:46:52
Page:30 of 35

| | DEM President | | | | | |
|-------------------------------------|-------------------------|--------|-------------|-------|----------------|-------|
| | Bernie Sanders (DEM) | | Uncommitted | | Write-In Votes | |
| Total | 60 | 51.72% | 1 | 0.86% | 0 | 0.00% |
| City of Jackson, Ward 6, Precinct 1 | | | | | | |
| Polling | 118 | 58.13% | 1 | 0.49% | 0 | 0.00% |
| AVCB (if used) | 6 | 16.22% | 0 | 0.00% | 0 | 0.00% |
| Total | 124 | 51.67% | 1 | 0.42% | 0 | 0.00% |
| City of Jackson, Ward 6, Precinct 2 | | | | | | |
| Polling | 151 | 68.95% | 2 | 0.91% | 0 | 0.00% |
| AVCB (if used) | 8 | 32.00% | 2 | 8.00% | 0 | 0.00% |
| Total | 159 | 65.16% | 4 | 1.64% | 0 | 0.00% |
| City of Jackson, Ward 6, Precinct 3 | | | | | | |
| Polling | 141 | 56.40% | 1 | 0.40% | 0 | 0.00% |
| AVCB (if used) | 10 | 28.57% | 3 | 8.57% | 0 | 0.00% |
| Total | 151 | 52.98% | 4 | 1.40% | 0 | 0.00% |
| Total | | | | | | |
| Polling | 6666 | 56.81% | 176 | 1.50% | 4 | 0.03% |
| AVCB (if used) | 138 | 21.26% | 54 | 8.32% | 1 | 0.15% |
| Total | 6804 | 54.95% | 230 | 1.86% | 5 | 0.04% |

Statement of Votes Cast
Jackson County, MI
2016 Presidential Primary
SOVC For Jurisdiction Wide, All Counters, All Races
Official Results

Date:03/15/16
Time:16:46:52
Page:31 of 35

| | Rives Twp Prop | | | | | |
|---|----------------|----------|------------------|----------------|-----|----|
| | Reg Voters | Vote For | Times Counted | Total Votes | YES | NO |
| Jurisdiction Wide | | | | | | |
| Blackman Charter Township, Precinct 1 | | | | | | |
| Polling | - | - | - | - | - | - |
| AVCB (if used) | - | - | - | - | - | - |
| Total | - | - | - | - | - | - |
| Blackman Charter Township, Precinct 2 | | | | | | |
| Polling | - | - | - | - | - | - |
| AVCB (if used) | - | - | - | - | - | - |
| Total | - | - | - | - | - | - |
| Blackman Charter Township, Precinct 3 | | | | | | |
| Polling | - | - | - | - | - | - |
| AVCB (if used) | - | - | - | - | - | - |
| Total | - | - | - | - | - | - |
| Blackman Charter Township, Precinct 4 | | | | | | |
| Polling | - | - | - | - | - | - |
| AVCB (if used) | - | - | - | - | - | - |
| Total | - | - | - | - | - | - |
| Blackman Charter Township, Precinct 5 | | | | | | |
| Polling | - | - | - | - | - | - |
| AVCB (if used) | - | - | - | - | - | - |
| Total | - | - | - | - | - | - |
| Columbia Township, Precinct 1 | | | | | | |
| Polling | - | - | - | - | - | - |
| AVCB (if used) | - | - | - | - | - | - |
| Total | - | - | - | - | - | - |
| Columbia Township, Precinct 2 | | | | | | |
| Polling | - | - | - | - | - | - |
| AVCB (if used) | - | - | - | - | - | - |
| Total | - | - | - | - | - | - |
| Columbia Township, Precinct 3 | | | | | | |
| Polling | - | - | - | - | - | - |
| AVCB (if used) | - | - | - | - | - | - |
| Total | - | - | - | - | - | - |
| Concord Township, Precinct 1 | | | | | | |
| Polling | - | - | - | - | - | - |
| AVCB (if used) | - | - | - | - | - | - |
| Total | - | - | - | - | - | - |
| Grass Lake Charter Township, Precinct 1 | | | | | | |
| Polling | - | - | - | - | - | - |
| AVCB (if used) | - | - | - | - | - | - |
| Total | - | - | - | - | - | - |
| Grass Lake Charter Township, Precinct 2 | | | | | | |
| Polling | - | - | - | - | - | - |
| AVCB (if used) | - | - | - | - | - | - |
| Total | - | - | - | - | - | - |
| Grass Lake Charter Township, Precinct 3 | | | | | | |
| Polling | - | - | - | - | - | - |
| AVCB (if used) | - | - | - | - | - | - |
| Total | - | - | - | - | - | - |
| Hanover Township, Precinct 1 | | | | | | |
| Polling | - | - | - | - | - | - |
| AVCB (if used) | - | - | - | - | - | - |
| Total | - | - | - | - | - | - |
| Hanover Township, Precinct 2 | | | | | | |
| Polling | - | - | - | - | - | - |
| AVCB (if used) | - | - | - | - | - | - |
| Total | - | - | - | - | - | - |
| Henrietta Township, Precinct 1 | | | | | | |
| Polling | - | - | - | - | - | - |
| AVCB (if used) | - | - | - | - | - | - |

Statement of Votes Cast
Jackson County, MI
2016 Presidential Primary
SOVC For Jurisdiction Wide, All Counters, All Races
Official Results

Date:03/15/16
Time:16:46:52
Page:32 of 35

| | Rives Twp Prop | | | | | | |
|--------------------------------|----------------|----------|------------------|----------------|-----|--------|------------|
| | Reg Voters | Vote For | Times Counted | Total Votes | YES | NO | |
| Total | - | - | - | - | - | - | - |
| Henrietta Township, Precinct 2 | - | - | - | - | - | - | - |
| Polling | - | - | - | - | - | - | - |
| AVCB (if used) | - | - | - | - | - | - | - |
| Total | - | - | - | - | - | - | - |
| Leoni Township, Precinct 1 | - | - | - | - | - | - | - |
| Polling | - | - | - | - | - | - | - |
| AVCB (if used) | - | - | - | - | - | - | - |
| Total | - | - | - | - | - | - | - |
| Leoni Township, Precinct 2 | - | - | - | - | - | - | - |
| Polling | - | - | - | - | - | - | - |
| AVCB (if used) | - | - | - | - | - | - | - |
| Total | - | - | - | - | - | - | - |
| Leoni Township, Precinct 3 | - | - | - | - | - | - | - |
| Polling | - | - | - | - | - | - | - |
| AVCB (if used) | - | - | - | - | - | - | - |
| Total | - | - | - | - | - | - | - |
| Leoni Township, Precinct 4 | - | - | - | - | - | - | - |
| Polling | - | - | - | - | - | - | - |
| AVCB (if used) | - | - | - | - | - | - | - |
| Total | - | - | - | - | - | - | - |
| Liberty Township, Precinct 1 | - | - | - | - | - | - | - |
| Polling | - | - | - | - | - | - | - |
| AVCB (if used) | - | - | - | - | - | - | - |
| Total | - | - | - | - | - | - | - |
| Liberty Township, Precinct 2 | - | - | - | - | - | - | - |
| Polling | - | - | - | - | - | - | - |
| AVCB (if used) | - | - | - | - | - | - | - |
| Total | - | - | - | - | - | - | - |
| Napoleon Township, Precinct 1 | - | - | - | - | - | - | - |
| Polling | - | - | - | - | - | - | - |
| AVCB (if used) | - | - | - | - | - | - | - |
| Total | - | - | - | - | - | - | - |
| Napoleon Township, Precinct 2 | - | - | - | - | - | - | - |
| Polling | - | - | - | - | - | - | - |
| AVCB (if used) | - | - | - | - | - | - | - |
| Total | - | - | - | - | - | - | - |
| Napoleon Township, Precinct 3 | - | - | - | - | - | - | - |
| Polling | - | - | - | - | - | - | - |
| AVCB (if used) | - | - | - | - | - | - | - |
| Total | - | - | - | - | - | - | - |
| Norvell Township, Precinct 1 | - | - | - | - | - | - | - |
| Polling | - | - | - | - | - | - | - |
| AVCB (if used) | - | - | - | - | - | - | - |
| Total | - | - | - | - | - | - | - |
| Norvell Township, Precinct 2 | - | - | - | - | - | - | - |
| Polling | - | - | - | - | - | - | - |
| AVCB (if used) | - | - | - | - | - | - | - |
| Total | - | - | - | - | - | - | - |
| Parma Township, Precinct 1 | - | - | - | - | - | - | - |
| Polling | - | - | - | - | - | - | - |
| AVCB (if used) | - | - | - | - | - | - | - |
| Total | - | - | - | - | - | - | - |
| Pulaski Township, Precinct 1 | - | - | - | - | - | - | - |
| Polling | - | - | - | - | - | - | - |
| AVCB (if used) | - | - | - | - | - | - | - |
| Total | - | - | - | - | - | - | - |
| Rives Township, Precinct 1 | - | - | - | - | - | - | - |
| Polling | 2090 | 1 | 635 | 610 | 171 | 28.03% | 439 71.97% |
| AVCB (if used) | 2090 | 1 | 0 | 0 | 0 | - | 0 |

Statement of Votes Cast
Jackson County, MI
2016 Presidential Primary
SOVC For Jurisdiction Wide, All Counters, All Races
Official Results

Date:03/15/16
Time:16:46:52
Page:33 of 35

| | Rives Twp Prop | | | | | | | |
|-----------------------------------|----------------|----------|------------------|----------------|-----|--------|-----|--------|
| | Reg Voters | Vote For | Times Counted | Total Votes | YES | | NO | |
| Total | 2090 | 2 | 635 | 610 | 171 | 28.03% | 439 | 71.97% |
| Rives Township, Precinct 2 | | | | | | | | |
| Polling | 1449 | 1 | 569 | 543 | 182 | 33.52% | 361 | 66.48% |
| AVCB (if used) | 1449 | 1 | 0 | 0 | 0 | - | 0 | - |
| Total | 1449 | 2 | 569 | 543 | 182 | 33.52% | 361 | 66.48% |
| Sandstone Township, Precinct 1 | | | | | | | | |
| Polling | - | - | - | - | - | - | - | - |
| AVCB (if used) | - | - | - | - | - | - | - | - |
| Total | - | - | - | - | - | - | - | - |
| Sandstone Township, Precinct 2 | | | | | | | | |
| Polling | - | - | - | - | - | - | - | - |
| AVCB (if used) | - | - | - | - | - | - | - | - |
| Total | - | - | - | - | - | - | - | - |
| Sandstone Township, Precinct 3 | | | | | | | | |
| Polling | - | - | - | - | - | - | - | - |
| AVCB (if used) | - | - | - | - | - | - | - | - |
| Total | - | - | - | - | - | - | - | - |
| Spring Arbor Township, Precinct 1 | | | | | | | | |
| Polling | - | - | - | - | - | - | - | - |
| AVCB (if used) | - | - | - | - | - | - | - | - |
| Total | - | - | - | - | - | - | - | - |
| Spring Arbor Township, Precinct 2 | | | | | | | | |
| Polling | - | - | - | - | - | - | - | - |
| AVCB (if used) | - | - | - | - | - | - | - | - |
| Total | - | - | - | - | - | - | - | - |
| Springport Township, Precinct 1 | | | | | | | | |
| Polling | - | - | - | - | - | - | - | - |
| AVCB (if used) | - | - | - | - | - | - | - | - |
| Total | - | - | - | - | - | - | - | - |
| Summit Township, Precinct 1 | | | | | | | | |
| Polling | - | - | - | - | - | - | - | - |
| AVCB (if used) | - | - | - | - | - | - | - | - |
| Total | - | - | - | - | - | - | - | - |
| Summit Township, Precinct 2 | | | | | | | | |
| Polling | - | - | - | - | - | - | - | - |
| AVCB (if used) | - | - | - | - | - | - | - | - |
| Total | - | - | - | - | - | - | - | - |
| Summit Township, Precinct 3 | | | | | | | | |
| Polling | - | - | - | - | - | - | - | - |
| AVCB (if used) | - | - | - | - | - | - | - | - |
| Total | - | - | - | - | - | - | - | - |
| Summit Township, Precinct 4 | | | | | | | | |
| Polling | - | - | - | - | - | - | - | - |
| AVCB (if used) | - | - | - | - | - | - | - | - |
| Total | - | - | - | - | - | - | - | - |
| Summit Township, Precinct 5 | | | | | | | | |
| Polling | - | - | - | - | - | - | - | - |
| AVCB (if used) | - | - | - | - | - | - | - | - |
| Total | - | - | - | - | - | - | - | - |
| Summit Township, Precinct 6 | | | | | | | | |
| Polling | - | - | - | - | - | - | - | - |
| AVCB (if used) | - | - | - | - | - | - | - | - |
| Total | - | - | - | - | - | - | - | - |
| Summit Township, Precinct 7 | | | | | | | | |
| Polling | - | - | - | - | - | - | - | - |
| AVCB (if used) | - | - | - | - | - | - | - | - |
| Total | - | - | - | - | - | - | - | - |
| Summit Township, Precinct 8 | | | | | | | | |
| Polling | - | - | - | - | - | - | - | - |
| AVCB (if used) | - | - | - | - | - | - | - | - |

Statement of Votes Cast
Jackson County, MI
2016 Presidential Primary
SOVC For Jurisdiction Wide, All Counters, All Races
Official Results

Date:03/15/16
Time:16:46:52
Page:34 of 35

| | Rives Twp Prop | | | | | |
|-------------------------------------|----------------|----------|------------------|----------------|-----|----|
| | Reg Voters | Vote For | Times Counted | Total Votes | YES | NO |
| Total | - | - | - | - | - | - |
| Tompkins Township, Precinct 1 | - | - | - | - | - | - |
| Polling | - | - | - | - | - | - |
| AVCB (if used) | - | - | - | - | - | - |
| Total | - | - | - | - | - | - |
| Waterloo Township, Precinct 1 | - | - | - | - | - | - |
| Polling | - | - | - | - | - | - |
| AVCB (if used) | - | - | - | - | - | - |
| Total | - | - | - | - | - | - |
| City of Jackson, Ward 1, Precinct 1 | - | - | - | - | - | - |
| Polling | - | - | - | - | - | - |
| AVCB (if used) | - | - | - | - | - | - |
| Total | - | - | - | - | - | - |
| City of Jackson, Ward 1, Precinct 2 | - | - | - | - | - | - |
| Polling | - | - | - | - | - | - |
| AVCB (if used) | - | - | - | - | - | - |
| Total | - | - | - | - | - | - |
| City of Jackson, Ward 2, Precinct 1 | - | - | - | - | - | - |
| Polling | - | - | - | - | - | - |
| AVCB (if used) | - | - | - | - | - | - |
| Total | - | - | - | - | - | - |
| City of Jackson, Ward 2, Precinct 2 | - | - | - | - | - | - |
| Polling | - | - | - | - | - | - |
| AVCB (if used) | - | - | - | - | - | - |
| Total | - | - | - | - | - | - |
| City of Jackson, Ward 3, Precinct 1 | - | - | - | - | - | - |
| Polling | - | - | - | - | - | - |
| AVCB (if used) | - | - | - | - | - | - |
| Total | - | - | - | - | - | - |
| City of Jackson, Ward 3, Precinct 2 | - | - | - | - | - | - |
| Polling | - | - | - | - | - | - |
| AVCB (if used) | - | - | - | - | - | - |
| Total | - | - | - | - | - | - |
| City of Jackson, Ward 3, Precinct 3 | - | - | - | - | - | - |
| Polling | - | - | - | - | - | - |
| AVCB (if used) | - | - | - | - | - | - |
| Total | - | - | - | - | - | - |
| City of Jackson, Ward 4, Precinct 1 | - | - | - | - | - | - |
| Polling | - | - | - | - | - | - |
| AVCB (if used) | - | - | - | - | - | - |
| Total | - | - | - | - | - | - |
| City of Jackson, Ward 4, Precinct 2 | - | - | - | - | - | - |
| Polling | - | - | - | - | - | - |
| AVCB (if used) | - | - | - | - | - | - |
| Total | - | - | - | - | - | - |
| City of Jackson, Ward 4, Precinct 3 | - | - | - | - | - | - |
| Polling | - | - | - | - | - | - |
| AVCB (if used) | - | - | - | - | - | - |
| Total | - | - | - | - | - | - |
| City of Jackson, Ward 5, Precinct 1 | - | - | - | - | - | - |
| Polling | - | - | - | - | - | - |
| AVCB (if used) | - | - | - | - | - | - |
| Total | - | - | - | - | - | - |
| City of Jackson, Ward 5, Precinct 2 | - | - | - | - | - | - |
| Polling | - | - | - | - | - | - |
| AVCB (if used) | - | - | - | - | - | - |
| Total | - | - | - | - | - | - |
| City of Jackson, Ward 5, Precinct 3 | - | - | - | - | - | - |
| Polling | - | - | - | - | - | - |
| AVCB (if used) | - | - | - | - | - | - |

Statement of Votes Cast
Jackson County, MI
2016 Presidential Primary
SOVC For Jurisdiction Wide, All Counters, All Races
Official Results

Date:03/15/16
Time:16:46:52
Page:35 of 35

| | Rives Twp Prop | | | | | | | |
|-------------------------------------|----------------|----------|------------------|----------------|-----|--------|-----|--------|
| | Reg. Voters | Vote For | Times Counted | Total Votes | YES | | NO | |
| Total | - | - | - | - | - | - | - | - |
| City of Jackson, Ward 6, Precinct 1 | - | - | - | - | - | - | - | - |
| Polling | - | - | - | - | - | - | - | - |
| AVCB (if used) | - | - | - | - | - | - | - | - |
| Total | - | - | - | - | - | - | - | - |
| City of Jackson, Ward 6, Precinct 2 | - | - | - | - | - | - | - | - |
| Polling | - | - | - | - | - | - | - | - |
| AVCB (if used) | - | - | - | - | - | - | - | - |
| Total | - | - | - | - | - | - | - | - |
| City of Jackson, Ward 6, Precinct 3 | - | - | - | - | - | - | - | - |
| Polling | - | - | - | - | - | - | - | - |
| AVCB (if used) | - | - | - | - | - | - | - | - |
| Total | - | - | - | - | - | - | - | - |
| Total | - | - | - | - | - | - | - | - |
| Polling | 3539 | 2 | 1204 | 1153 | 353 | 30.62% | 800 | 69.38% |
| AVCB (if used) | 3539 | 2 | 0 | 0 | 0 | - | 0 | - |
| Total | 3539 | 4 | 1204 | 1153 | 353 | 30.62% | 800 | 69.38% |

PRESIDENTIAL PRIMARY ELECTION
MARCH 8, 2016
KALAMAZOO COUNTY, MICHIGAN
STATISTICS

REPORT-EL111 PAGE 0001

```

RVT
E O O
G T T
  I E A   B C T   V T T
    S R L   A A O   O U O
      T S     L S T   T R T
        E       L T A   E N A
          R         O   L   R O L
            E       T       U
              D       S       T

```

| | | | |
|-----------------------|------|------|-------|
| 0001 Alamo 1 | 1146 | 516 | 45.03 |
| 0002 Alamo 2 | 1894 | 748 | 39.49 |
| 0003 Brady 1 | 1776 | 659 | 37.11 |
| 0004 Brady 2 | 1431 | 581 | 40.60 |
| 0005 Charleston 1 | 1450 | 590 | 40.69 |
| 0006 Climax 1 | 1727 | 644 | 37.29 |
| 0007 Comstock 1 | 1911 | 657 | 34.38 |
| 0008 Comstock 2 | 1647 | 554 | 33.64 |
| 0009 Comstock 3 | 934 | 247 | 26.45 |
| 0010 Comstock 4 | 1381 | 589 | 42.65 |
| 0011 Comstock 5 | 1253 | 504 | 40.22 |
| 0012 Comstock 6 | 1749 | 641 | 36.65 |
| 0013 Comstock 7 | 1017 | 276 | 27.14 |
| 0014 Comstock 8 | 1416 | 595 | 42.02 |
| 0015 Cooper 1 | 1041 | 415 | 39.87 |
| 0016 Cooper 2 | 1238 | 523 | 42.25 |
| 0017 Cooper 3 | 2499 | 919 | 36.77 |
| 0018 Cooper 4 | 2232 | 956 | 42.83 |
| 0019 Cooper 5 | 593 | 211 | 35.58 |
| 0020 Kalamazoo Twp 1 | 680 | 119 | 17.50 |
| 0021 Kalamazoo Twp 2 | 1601 | 328 | 20.49 |
| 0022 Kalamazoo Twp 3 | 2626 | 1099 | 41.85 |
| 0023 Kalamazoo Twp 4 | 950 | 386 | 40.63 |
| 0024 Kalamazoo Twp 5 | 2108 | 734 | 34.82 |
| 0025 Kalamazoo Twp 7 | 1276 | 584 | 45.77 |
| 0026 Kalamazoo Twp 8 | 652 | 234 | 35.89 |
| 0027 Kalamazoo Twp 9 | 2296 | 923 | 40.20 |
| 0028 Kalamazoo Twp 10 | 2017 | 484 | 24.00 |
| 0029 Kalamazoo Twp 11 | 1315 | 381 | 28.97 |
| 0030 Kalamazoo Twp 12 | 2238 | 563 | 25.16 |
| 0031 Oshtemo 1 | 1211 | 586 | 48.39 |
| 0032 Oshtemo 2 | 2341 | 873 | 37.29 |
| 0033 Oshtemo 3 | 1486 | 731 | 49.19 |
| 0034 Oshtemo 4 | 1857 | 751 | 40.44 |
| 0035 Oshtemo 5 | 1818 | 414 | 22.77 |
| 0036 Oshtemo 6 | 1647 | 569 | 34.55 |
| 0037 Oshtemo 7 | 1700 | 604 | 35.53 |
| 0038 Oshtemo 8 | 1156 | 354 | 30.62 |
| 0039 Oshtemo 9 | 2399 | 698 | 29.10 |
| 0040 Oshtemo 10 | 812 | 341 | 42.00 |
| 0041 Pavilion 1 | 1937 | 738 | 38.10 |
| 0042 Pavilion 2 | 1052 | 413 | 39.26 |
| 0043 Pavilion 3 | 1586 | 413 | 26.04 |
| 0044 Prairie Ronde 1 | 1769 | 695 | 39.29 |
| 0045 Richland 1 | 2147 | 907 | 42.24 |
| 0046 Richland 2 | 1530 | 586 | 38.30 |
| 0047 Richland 3 | 2303 | 930 | 40.38 |

R V T
 E O O
 G T T
 I E A B C T V T T
 S R L A A O O U O
 T S L S T T R T
 E L T A E N A
 R O L R O L
 E T U
 D S T

(CONTINUED FROM PREVIOUS PAGE)

| | | | |
|------------------------|------|------|-------|
| 0048 Ross 1 | 2085 | 808 | 38.75 |
| 0049 Ross 2 | 1989 | 902 | 45.35 |
| 0050 Schoolcraft 1 | 1697 | 531 | 31.29 |
| 0051 Schoolcraft 2 | 1132 | 372 | 32.86 |
| 0052 Schoolcraft 3 | 2537 | 795 | 31.34 |
| 0053 Schoolcraft 4 | 1185 | 430 | 36.29 |
| 0054 Texas 1 | 1990 | 741 | 37.24 |
| 0055 Texas 2 | 1905 | 701 | 36.80 |
| 0056 Texas 3 | 1771 | 548 | 30.94 |
| 0057 Texas 4 | 2411 | 871 | 36.13 |
| 0058 Texas 5 | 2462 | 947 | 38.46 |
| 0059 Texas 6 | 2199 | 864 | 39.29 |
| 0060 Wakeshma 1 | 957 | 325 | 33.96 |
| 0061 Galesburg City 1 | 1385 | 336 | 24.26 |
| 0062 Kalamazoo City 1 | 1617 | 507 | 31.35 |
| 0063 Kalamazoo City 2 | 2725 | 388 | 14.24 |
| 0064 Kalamazoo City 3 | 1931 | 717 | 37.13 |
| 0065 Kalamazoo City 4 | 1479 | 192 | 12.98 |
| 0066 Kalamazoo City 5 | 2456 | 712 | 28.99 |
| 0067 Kalamazoo City 6 | 1711 | 680 | 39.74 |
| 0068 Kalamazoo City 7 | 2356 | 659 | 27.97 |
| 0069 Kalamazoo City 8 | 1913 | 322 | 16.83 |
| 0070 Kalamazoo City 9 | 1903 | 370 | 19.44 |
| 0071 Kalamazoo City 10 | 2301 | 739 | 32.12 |
| 0072 Kalamazoo City 11 | 1672 | 367 | 21.95 |
| 0073 Kalamazoo City 12 | 1753 | 716 | 40.84 |
| 0074 Kalamazoo City 13 | 1522 | 281 | 18.46 |
| 0075 Kalamazoo City 14 | 1521 | 330 | 21.70 |
| 0076 Kalamazoo City 15 | 2124 | 492 | 23.16 |
| 0077 Kalamazoo City 16 | 1866 | 727 | 38.96 |
| 0078 Kalamazoo City 17 | 1736 | 620 | 35.71 |
| 0079 Kalamazoo City 18 | 1677 | 567 | 33.81 |
| 0080 Kalamazoo City 19 | 2449 | 675 | 27.56 |
| 0081 Kalamazoo City 20 | 2130 | 1041 | 48.87 |
| 0082 Kalamazoo City 21 | 1252 | 659 | 52.64 |
| 0083 Kalamazoo City 22 | 2159 | 751 | 34.78 |
| 0084 Kalamazoo City 23 | 1212 | 395 | 32.59 |
| 0085 Kalamazoo City 24 | 1109 | 444 | 40.04 |
| 0086 Kalamazoo City 25 | 1409 | 721 | 51.17 |
| 0087 Kalamazoo City 26 | 1674 | 738 | 44.09 |
| 0088 Kalamazoo City 27 | 1379 | 320 | 23.21 |
| 0089 Parchment City 1 | 1415 | 464 | 32.79 |
| 0090 Portage City 1 | 1661 | 535 | 32.21 |
| 0091 Portage City 2 | 1787 | 441 | 24.68 |
| 0092 Portage City 3 | 1930 | 677 | 35.08 |
| 0093 Portage City 4 | 1540 | 584 | 37.92 |
| 0094 Portage City 5 | 1563 | 550 | 35.19 |
| 0095 Portage City 6 | 1885 | 779 | 41.33 |

NAME HEADING CANVASS

PRESIDENTIAL PRIMARY ELECTION
MARCH 8, 2016
KALAMAZOO COUNTY, MICHIGAN
STATISTICS

RUN DATE:03/14/16 03:25 PM

REPORT-EL111

PAGE 0003

R V T
E O O
G T T
I E A B C T V T T
S R L A A O O U O
T S L S T T R T
E L T A E N A
R O L R O L
E T U
D S T

(CONTINUED FROM PREVIOUS PAGE)

| | | | |
|----------------------|--------|-------|-------|
| 0096 Portage City 7 | 2861 | 922 | 32.23 |
| 0097 Portage City 8 | 1827 | 855 | 46.80 |
| 0098 Portage City 9 | 1476 | 679 | 46.00 |
| 0099 Portage City 10 | 2110 | 764 | 36.21 |
| 0100 Portage City 11 | 1989 | 753 | 37.86 |
| 0101 Portage City 12 | 2114 | 938 | 44.37 |
| 0102 Portage City 13 | 2592 | 1026 | 39.58 |
| 0103 Portage City 14 | 1664 | 660 | 39.66 |
| 0104 Portage City 15 | 1829 | 685 | 37.45 |
| 0105 Portage City 16 | 2330 | 891 | 38.24 |
| 0106 Portage City 17 | 1783 | 764 | 42.85 |
| 0107 Portage City 18 | 1670 | 657 | 39.34 |
| 0108 Portage City 19 | 1829 | 652 | 35.65 |
| CANDIDATE TOTALS | 187441 | 65840 | 35.13 |

NAME HEADING CANVASS

PRESIDENTIAL PRIMARY ELECTION
MARCH 8, 2016
KALAMAZOO COUNTY, MICHIGAN
Republican

RUN DATE:03/14/16 03:25 PM

REPORT-EL111 PAGE 0004

PRESIDENT

Vote for not more than 1

| | JB | BC | CC | TC | CF | LG | MH | JRK | GP | RP | MR | RS | |
|-----------------------|----|----|----|-----|----|----|----|-----|----|----|----|----|--|
| | eu | ea | hh | er | ai | ir | iu | o.a | ea | aa | au | ia | |
| | bs | nr | rr | ss | ro | na | kc | h | ot | nu | rb | cn | |
| | h | n | i | du | ly | dh | ek | a | s | ra | ci | kt | |
| | z | a | e | y | e | h | e | g | ei | dl | oo | um | |
| 0001 Alamo 1 | 4 | 2 | 1 | 131 | 0 | 0 | 1 | 80 | 0 | 1 | 32 | 0 | |
| 0002 Alamo 2 | 3 | 6 | 0 | 185 | 1 | 0 | 2 | 114 | 0 | 0 | 73 | 1 | |
| 0003 Brady 1 | 7 | 8 | 5 | 116 | 0 | 0 | 3 | 95 | 0 | 3 | 35 | 0 | |
| 0004 Brady 2 | 6 | 9 | 0 | 152 | 0 | 1 | 0 | 94 | 0 | 2 | 38 | 1 | |
| 0005 Charleston 1 | 3 | 8 | 0 | 133 | 0 | 0 | 0 | 71 | 0 | 0 | 45 | 0 | |
| 0006 Climax 1 | 5 | 5 | 0 | 148 | 0 | 0 | 1 | 73 | 0 | 1 | 39 | 0 | |
| 0007 Comstock 1 | 4 | 12 | 1 | 96 | 3 | 0 | 0 | 80 | 0 | 1 | 34 | 2 | |
| 0008 Comstock 2 | 6 | 6 | 0 | 64 | 0 | 0 | 0 | 46 | 0 | 0 | 17 | 0 | |
| 0009 Comstock 3 | 2 | 3 | 0 | 26 | 0 | 0 | 0 | 7 | 0 | 0 | 10 | 2 | |
| 0010 Comstock 4 | 4 | 4 | 1 | 115 | 0 | 1 | 0 | 133 | 0 | 1 | 42 | 1 | |
| 0011 Comstock 5 | 4 | 10 | 0 | 115 | 0 | 0 | 1 | 74 | 0 | 0 | 28 | 0 | |
| 0012 Comstock 6 | 3 | 10 | 4 | 95 | 2 | 0 | 0 | 77 | 0 | 0 | 40 | 0 | |
| 0013 Comstock 7 | 2 | 0 | 0 | 39 | 0 | 0 | 1 | 24 | 0 | 1 | 12 | 1 | |
| 0014 Comstock 8 | 3 | 9 | 1 | 99 | 0 | 0 | 0 | 82 | 0 | 0 | 36 | 1 | |
| 0015 Cooper 1 | 1 | 9 | 0 | 64 | 0 | 0 | 0 | 65 | 0 | 0 | 32 | 0 | |
| 0016 Cooper 2 | 2 | 6 | 3 | 86 | 0 | 0 | 0 | 101 | 0 | 1 | 40 | 0 | |
| 0017 Cooper 3 | 0 | 12 | 1 | 146 | 1 | 0 | 2 | 110 | 0 | 1 | 55 | 0 | |
| 0018 Cooper 4 | 9 | 23 | 3 | 201 | 1 | 0 | 4 | 131 | 0 | 1 | 87 | 1 | |
| 0019 Cooper 5 | 0 | 1 | 0 | 22 | 0 | 0 | 0 | 19 | 0 | 1 | 9 | 0 | |
| 0020 Kalamazoo Twp 1 | 2 | 0 | 0 | 15 | 0 | 0 | 0 | 8 | 0 | 0 | 3 | 0 | |
| 0021 Kalamazoo Twp 2 | 1 | 2 | 0 | 37 | 0 | 0 | 0 | 19 | 0 | 1 | 12 | 0 | |
| 0022 Kalamazoo Twp 3 | 3 | 17 | 1 | 129 | 1 | 0 | 3 | 130 | 1 | 3 | 72 | 2 | |
| 0023 Kalamazoo Twp 4 | 1 | 2 | 0 | 26 | 0 | 0 | 1 | 25 | 0 | 0 | 11 | 0 | |
| 0024 Kalamazoo Twp 5 | 3 | 2 | 0 | 70 | 0 | 0 | 0 | 76 | 0 | 0 | 40 | 2 | |
| 0025 Kalamazoo Twp 7 | 6 | 3 | 0 | 72 | 1 | 0 | 1 | 56 | 0 | 1 | 27 | 0 | |
| 0026 Kalamazoo Twp 8 | 1 | 0 | 2 | 15 | 0 | 0 | 0 | 25 | 0 | 0 | 7 | 0 | |
| 0027 Kalamazoo Twp 9 | 10 | 7 | 2 | 151 | 0 | 0 | 1 | 114 | 0 | 3 | 59 | 0 | |
| 0028 Kalamazoo Twp 10 | 1 | 1 | 0 | 42 | 0 | 0 | 0 | 30 | 0 | 0 | 12 | 0 | |
| 0029 Kalamazoo Twp 11 | 1 | 1 | 0 | 34 | 0 | 0 | 2 | 22 | 0 | 1 | 2 | 0 | |
| 0030 Kalamazoo Twp 12 | 1 | 6 | 0 | 49 | 0 | 0 | 1 | 44 | 0 | 1 | 16 | 0 | |
| 0031 Oshtemo 1 | 3 | 6 | 1 | 130 | 1 | 0 | 0 | 105 | 1 | 1 | 35 | 0 | |
| 0032 Oshtemo 2 | 3 | 3 | 0 | 157 | 2 | 0 | 1 | 160 | 0 | 1 | 57 | 0 | |
| 0033 Oshtemo 3 | 3 | 3 | 1 | 74 | 0 | 0 | 0 | 157 | 1 | 0 | 55 | 0 | |
| 0034 Oshtemo 4 | 8 | 8 | 1 | 98 | 1 | 0 | 0 | 80 | 0 | 1 | 53 | 1 | |
| 0035 Oshtemo 5 | 2 | 8 | 1 | 25 | 0 | 0 | 1 | 15 | 0 | 3 | 18 | 1 | |
| 0036 Oshtemo 6 | 6 | 10 | 2 | 66 | 0 | 0 | 1 | 69 | 0 | 1 | 43 | 0 | |
| 0037 Oshtemo 7 | 7 | 11 | 1 | 74 | 0 | 0 | 1 | 73 | 0 | 1 | 40 | 0 | |
| 0038 Oshtemo 8 | 3 | 5 | 0 | 35 | 0 | 0 | 0 | 37 | 0 | 0 | 17 | 0 | |
| 0039 Oshtemo 9 | 3 | 5 | 1 | 74 | 0 | 0 | 0 | 96 | 1 | 1 | 47 | 0 | |
| 0040 Oshtemo 10 | 4 | 3 | 1 | 48 | 0 | 0 | 0 | 52 | 0 | 0 | 14 | 0 | |
| 0041 Pavilion 1 | 4 | 18 | 3 | 145 | 0 | 0 | 2 | 114 | 0 | 1 | 41 | 1 | |
| 0042 Pavilion 2 | 2 | 3 | 0 | 78 | 1 | 0 | 0 | 69 | 0 | 0 | 22 | 0 | |
| 0043 Pavilion 3 | 1 | 3 | 0 | 59 | 0 | 0 | 0 | 57 | 1 | 0 | 13 | 1 | |
| 0044 Prairie Ronde 1 | 6 | 11 | 3 | 146 | 0 | 0 | 2 | 122 | 2 | 1 | 48 | 0 | |
| 0045 Richland 1 | 6 | 7 | 1 | 172 | 0 | 0 | 2 | 143 | 1 | 3 | 68 | 0 | |
| 0046 Richland 2 | 0 | 5 | 1 | 102 | 1 | 0 | 2 | 114 | 0 | 1 | 51 | 0 | |
| 0047 Richland 3 | 1 | 4 | 4 | 148 | 0 | 0 | 0 | 205 | 0 | 2 | 44 | 0 | |
| 0048 Ross 1 | 4 | 11 | 3 | 148 | 0 | 1 | 1 | 117 | 0 | 2 | 59 | 0 | |

PRESIDENT

Vote for not more than 1

| | C C h h | | | C F | | | L G | | | M H | | | R S | | |
|------------------------|------------|----|---|-------|---|---|-------|-----|---|-------|----|---|-------|--|--|
| | B C | | | a i | | | r o | | | i u | | | i a | | |
| | e a | | | r r | | | n a | | | k c | | | c n | | |
| | n r | | | s s | | | t e | | | o . a | | | M R | | |
| | J B | | | T C | | | a h | | | G P | | | R P | | |
| | e u | | | r y | | | s a | | | e b | | | a a | | |
| | b s | | | d u | | | n e | | | c h | | | n u | | |
| | h | | | z | | | a | | | e | | | d l | | |
| | n | | | e | | | y | | | h | | | o o | | |
| | ----- | | | ----- | | | ----- | | | ----- | | | ----- | | |
| 0049 Ross 2 | 8 | 19 | 2 | 145 | 2 | 0 | 0 | 187 | 0 | 1 | 89 | 2 | | | |
| 0050 Schoolcraft 1 | 1 | 6 | 0 | 92 | 0 | 0 | 0 | 87 | 0 | 1 | 42 | 0 | | | |
| 0051 Schoolcraft 2 | 0 | 1 | 1 | 68 | 0 | 0 | 1 | 58 | 0 | 0 | 28 | 0 | | | |
| 0052 Schoolcraft 3 | 1 | 7 | 1 | 135 | 0 | 0 | 2 | 129 | 0 | 1 | 54 | 1 | | | |
| 0053 Schoolcraft 4 | 3 | 6 | 0 | 101 | 0 | 0 | 1 | 86 | 0 | 2 | 32 | 0 | | | |
| 0054 Texas 1 | 5 | 14 | 1 | 152 | 2 | 0 | 0 | 146 | 0 | 0 | 53 | 0 | | | |
| 0055 Texas 2 | 2 | 5 | 1 | 120 | 1 | 0 | 0 | 183 | 1 | 1 | 50 | 0 | | | |
| 0056 Texas 3 | 5 | 4 | 2 | 92 | 1 | 0 | 2 | 83 | 0 | 0 | 35 | 0 | | | |
| 0057 Texas 4 | 0 | 7 | 1 | 169 | 0 | 0 | 0 | 179 | 0 | 0 | 64 | 0 | | | |
| 0058 Texas 5 | 4 | 6 | 3 | 155 | 1 | 1 | 2 | 239 | 0 | 0 | 77 | 1 | | | |
| 0059 Texas 6 | 4 | 11 | 1 | 162 | 1 | 0 | 0 | 203 | 0 | 1 | 84 | 0 | | | |
| 0060 Wakeshma 1 | 0 | 3 | 0 | 87 | 0 | 0 | 2 | 41 | 1 | 2 | 16 | 0 | | | |
| 0061 Galesburg City 1 | 3 | 2 | 2 | 42 | 0 | 0 | 1 | 23 | 0 | 1 | 12 | 0 | | | |
| 0062 Kalamazoo City 1 | 1 | 2 | 0 | 8 | 0 | 0 | 0 | 30 | 0 | 1 | 11 | 0 | | | |
| 0063 Kalamazoo City 2 | 0 | 0 | 0 | 18 | 0 | 0 | 0 | 15 | 1 | 1 | 5 | 0 | | | |
| 0064 Kalamazoo City 3 | 0 | 0 | 0 | 12 | 0 | 0 | 0 | 23 | 2 | 0 | 3 | 1 | | | |
| 0065 Kalamazoo City 4 | 0 | 1 | 0 | 6 | 0 | 0 | 0 | 11 | 0 | 0 | 7 | 0 | | | |
| 0066 Kalamazoo City 5 | 1 | 0 | 1 | 40 | 0 | 0 | 0 | 66 | 2 | 1 | 29 | 0 | | | |
| 0067 Kalamazoo City 6 | 8 | 2 | 1 | 60 | 0 | 1 | 0 | 90 | 0 | 1 | 39 | 1 | | | |
| 0068 Kalamazoo City 7 | 1 | 1 | 2 | 19 | 0 | 0 | 0 | 27 | 0 | 0 | 13 | 0 | | | |
| 0069 Kalamazoo City 8 | 0 | 2 | 1 | 3 | 0 | 0 | 0 | 5 | 0 | 0 | 3 | 0 | | | |
| 0070 Kalamazoo City 9 | 0 | 0 | 0 | 2 | 0 | 0 | 0 | 1 | 0 | 0 | 2 | 0 | | | |
| 0071 Kalamazoo City 10 | 1 | 7 | 2 | 82 | 0 | 1 | 2 | 55 | 0 | 0 | 34 | 0 | | | |
| 0072 Kalamazoo City 11 | 0 | 0 | 0 | 5 | 0 | 1 | 0 | 4 | 0 | 0 | 3 | 0 | | | |
| 0073 Kalamazoo City 12 | 7 | 2 | 0 | 49 | 0 | 0 | 0 | 87 | 0 | 0 | 27 | 0 | | | |
| 0074 Kalamazoo City 13 | 0 | 1 | 0 | 13 | 0 | 0 | 0 | 12 | 0 | 0 | 4 | 0 | | | |
| 0075 Kalamazoo City 14 | 0 | 2 | 1 | 21 | 1 | 0 | 0 | 14 | 0 | 0 | 9 | 1 | | | |
| 0076 Kalamazoo City 15 | 0 | 5 | 0 | 33 | 0 | 0 | 0 | 24 | 0 | 1 | 9 | 0 | | | |
| 0077 Kalamazoo City 16 | 0 | 4 | 1 | 78 | 0 | 0 | 2 | 58 | 0 | 3 | 41 | 1 | | | |
| 0078 Kalamazoo City 17 | 6 | 4 | 2 | 68 | 0 | 0 | 1 | 67 | 0 | 1 | 36 | 0 | | | |
| 0079 Kalamazoo City 18 | 1 | 5 | 0 | 49 | 0 | 0 | 0 | 51 | 0 | 0 | 21 | 0 | | | |
| 0080 Kalamazoo City 19 | 5 | 3 | 2 | 63 | 1 | 0 | 0 | 49 | 0 | 2 | 18 | 0 | | | |
| 0081 Kalamazoo City 20 | 1 | 5 | 0 | 62 | 1 | 0 | 1 | 128 | 0 | 0 | 33 | 1 | | | |
| 0082 Kalamazoo City 21 | 2 | 1 | 1 | 31 | 0 | 0 | 1 | 102 | 0 | 0 | 28 | 0 | | | |
| 0083 Kalamazoo City 22 | 1 | 2 | 2 | 55 | 0 | 0 | 1 | 103 | 0 | 0 | 39 | 0 | | | |
| 0084 Kalamazoo City 23 | 3 | 2 | 2 | 26 | 1 | 0 | 0 | 48 | 0 | 0 | 16 | 1 | | | |
| 0085 Kalamazoo City 24 | 2 | 4 | 0 | 25 | 0 | 0 | 2 | 31 | 0 | 0 | 11 | 0 | | | |
| 0086 Kalamazoo City 25 | 2 | 5 | 3 | 56 | 0 | 0 | 0 | 142 | 0 | 0 | 39 | 0 | | | |
| 0087 Kalamazoo City 26 | 8 | 2 | 2 | 38 | 0 | 0 | 0 | 108 | 0 | 1 | 18 | 3 | | | |
| 0088 Kalamazoo City 27 | 0 | 0 | 0 | 4 | 0 | 0 | 0 | 12 | 0 | 0 | 7 | 0 | | | |
| 0089 Parchment City 1 | 1 | 4 | 1 | 67 | 1 | 1 | 1 | 57 | 0 | 1 | 27 | 0 | | | |
| 0090 Portage City 1 | 7 | 11 | 1 | 67 | 0 | 0 | 1 | 54 | 0 | 0 | 24 | 3 | | | |
| 0091 Portage City 2 | 2 | 2 | 0 | 50 | 0 | 0 | 4 | 38 | 0 | 0 | 19 | 0 | | | |
| 0092 Portage City 3 | 7 | 11 | 4 | 109 | 0 | 0 | 1 | 89 | 0 | 0 | 32 | 0 | | | |
| 0093 Portage City 4 | 2 | 5 | 1 | 80 | 1 | 0 | 0 | 102 | 0 | 1 | 42 | 1 | | | |
| 0094 Portage City 5 | 2 | 2 | 0 | 80 | 1 | 0 | 1 | 82 | 0 | 2 | 23 | 0 | | | |
| 0095 Portage City 6 | 3 | 9 | 0 | 125 | 0 | 0 | 2 | 134 | 0 | 0 | 52 | 0 | | | |
| 0096 Portage City 7 | 5 | 7 | 0 | 121 | 1 | 0 | 3 | 99 | 0 | 5 | 55 | 0 | | | |
| 0097 Portage City 8 | 3 | 6 | 0 | 120 | 0 | 0 | 0 | 176 | 0 | 1 | 61 | 0 | | | |

(CONTINUED FROM PREVIOUS PAGE)

RUN DATE:03/14/16 03:25 PM

REPORT-EL111 PAGE 0006

PRESIDENT

Vote for not more than 1

| | C C | | | C F | | | L G | | | M H | | | R S | | |
|----------------------|-------|------|-----|-------|-----|-----|-------|-------|-----|-------|-------|-----|-------|--|--|
| | h h | | | a i | | | i r | | | i u | | | i a | | |
| | r r | | | r o | | | n a | | | k e | | | c n | | |
| | i i | | | l r | | | d h | | | a h | | | o t | | |
| | s s | | | t e | | | y i | | | s a | | | r a | | |
| | t e | | | d u | | | n a | | | e e | | | c g | | |
| | h n | | | z | | | y | | | e h | | | e i | | |
| | d l | | | o o | | | u m | | | | | | | | |
| | | | | | | | | | | | | | | | |
| 0098 Portage City 9 | 3 | 6 | 0 | 95 | 4 | 1 | 0 | 120 | 0 | 2 | 51 | 0 | | | |
| 0099 Portage City 10 | 2 | 10 | 0 | 105 | 1 | 0 | 1 | 102 | 0 | 0 | 71 | 0 | | | |
| 0100 Portage City 11 | 2 | 7 | 0 | 111 | 0 | 0 | 0 | 118 | 0 | 3 | 59 | 1 | | | |
| 0101 Portage City 12 | 11 | 9 | 1 | 133 | 2 | 0 | 1 | 185 | 0 | 0 | 59 | 1 | | | |
| 0102 Portage City 13 | 7 | 17 | 2 | 112 | 2 | 0 | 1 | 170 | 1 | 0 | 78 | 0 | | | |
| 0103 Portage City 14 | 6 | 8 | 0 | 91 | 0 | 0 | 2 | 108 | 0 | 1 | 55 | 1 | | | |
| 0104 Portage City 15 | 5 | 7 | 0 | 83 | 0 | 0 | 0 | 88 | 1 | 1 | 43 | 0 | | | |
| 0105 Portage City 16 | 2 | 8 | 0 | 141 | 2 | 1 | 0 | 168 | 1 | 0 | 55 | 1 | | | |
| 0106 Portage City 17 | 6 | 16 | 1 | 111 | 1 | 0 | 1 | 147 | 0 | 0 | 50 | 0 | | | |
| 0107 Portage City 18 | 1 | 6 | 2 | 78 | 1 | 0 | 1 | 154 | 0 | 0 | 53 | 0 | | | |
| 0108 Portage City 19 | 3 | 13 | 0 | 101 | 0 | 0 | 0 | 97 | 0 | 1 | 55 | 0 | | | |
| CANDIDATE TOTALS | 330 | 625 | 100 | 8878 | 45 | 10 | 78 | 9105 | 18 | 83 | 3795 | 39 | | | |
| CANDIDATE PERCENT | 1.01 | 1.92 | .30 | 27.37 | .13 | .03 | .24 | 28.07 | .05 | .25 | 11.70 | .12 | | | |

PRESIDENT

Vote for not more than 1

| | U | | | W | | |
|-------------------|-------|----|---|-------|--|--|
| | n | | | R | | |
| | c | | | I | | |
| | o | | | T | | |
| | m | | | E | | |
| | i | | | . | | |
| | t | | | I | | |
| | a | | | N | | |
| | l | | | | | |
| | p | | | | | |
| | d | | | | | |
| | | | | | | |
| 0001 Alamo 1 | 92 | 4 | 0 | | | |
| 0002 Alamo 2 | 115 | 12 | 0 | | | |
| 0003 Brady 1 | 136 | 12 | 0 | | | |
| 0004 Brady 2 | 134 | 7 | 1 | | | |
| 0005 Charleston 1 | 126 | 10 | 0 | | | |
| 0006 Climax 1 | 177 | 10 | 0 | | | |
| 0007 Comstock 1 | 158 | 4 | 0 | | | |
| 0008 Comstock 2 | 119 | 5 | 0 | | | |
| 0009 Comstock 3 | 58 | 4 | 0 | | | |
| 0010 Comstock 4 | 97 | 3 | 0 | | | |
| 0011 Comstock 5 | 100 | 5 | 0 | | | |
| 0012 Comstock 6 | 93 | 7 | 0 | | | |
| 0013 Comstock 7 | 24 | 0 | 0 | | | |
| 0014 Comstock 8 | 97 | 13 | 0 | | | |
| 0015 Cooper 1 | 73 | 6 | 1 | | | |
| 0016 Cooper 2 | 105 | 6 | 0 | | | |
| 0017 Cooper 3 | 124 | 11 | 0 | | | |
| 0018 Cooper 4 | 175 | 17 | 0 | | | |
| 0019 Cooper 5 | 24 | 2 | 1 | | | |

RUN DATE:03/14/16 03:25 PM

REPORT-EL111

PAGE 0007

PRESIDENT

Vote for not more than 1

U
n
c
o
m
W
R
D J T m I
o . r i T
n u t E
a m t -
l p e I
d d N

(CONTINUED FROM PREVIOUS PAGE)

| | | | |
|-----------------------|-----|----|---|
| 0020 Kalamazoo Twp 1 | 19 | 0 | 0 |
| 0021 Kalamazoo Twp 2 | 40 | 1 | 0 |
| 0022 Kalamazoo Twp 3 | 109 | 15 | 0 |
| 0023 Kalamazoo Twp 4 | 29 | 3 | 0 |
| 0024 Kalamazoo Twp 5 | 45 | 1 | 0 |
| 0025 Kalamazoo Twp 7 | 42 | 2 | 0 |
| 0026 Kalamazoo Twp 8 | 24 | 1 | 0 |
| 0027 Kalamazoo Twp 9 | 118 | 10 | 0 |
| 0028 Kalamazoo Twp 10 | 56 | 3 | 0 |
| 0029 Kalamazoo Twp 11 | 45 | 4 | 0 |
| 0030 Kalamazoo Twp 12 | 59 | 3 | 0 |
| 0031 Oshtemo 1 | 101 | 5 | 0 |
| 0032 Oshtemo 2 | 109 | 17 | 3 |
| 0033 Oshtemo 3 | 72 | 13 | 0 |
| 0034 Oshtemo 4 | 90 | 8 | 0 |
| 0035 Oshtemo 5 | 27 | 8 | 0 |
| 0036 Oshtemo 6 | 56 | 9 | 0 |
| 0037 Oshtemo 7 | 78 | 6 | 0 |
| 0038 Oshtemo 8 | 55 | 4 | 1 |
| 0039 Oshtemo 9 | 73 | 2 | 0 |
| 0040 Oshtemo 10 | 60 | 2 | 0 |
| 0041 Pavilion 1 | 142 | 4 | 1 |
| 0042 Pavilion 2 | 108 | 3 | 0 |
| 0043 Pavilion 3 | 74 | 5 | 0 |
| 0044 Prairie Ronde 1 | 139 | 11 | 2 |
| 0045 Richland 1 | 162 | 18 | 0 |
| 0046 Richland 2 | 113 | 7 | 0 |
| 0047 Richland 3 | 141 | 14 | 0 |
| 0048 Ross 1 | 166 | 12 | 0 |
| 0049 Ross 2 | 166 | 13 | 0 |
| 0050 Schoolcraft 1 | 98 | 7 | 0 |
| 0051 Schoolcraft 2 | 62 | 3 | 0 |
| 0052 Schoolcraft 3 | 140 | 4 | 0 |
| 0053 Schoolcraft 4 | 80 | 4 | 0 |
| 0054 Texas 1 | 124 | 2 | 0 |
| 0055 Texas 2 | 125 | 7 | 0 |
| 0056 Texas 3 | 64 | 3 | 0 |
| 0057 Texas 4 | 122 | 9 | 0 |
| 0058 Texas 5 | 138 | 8 | 0 |
| 0059 Texas 6 | 116 | 6 | 0 |
| 0060 Wakeshma 1 | 96 | 6 | 0 |
| 0061 Galesburg City 1 | 80 | 4 | 0 |
| 0062 Kalamazoo City 1 | 22 | 2 | 0 |
| 0063 Kalamazoo City 2 | 17 | 2 | 0 |
| 0064 Kalamazoo City 3 | 27 | 0 | 0 |
| 0065 Kalamazoo City 4 | 12 | 0 | 0 |

MARCH 8, 2016

KALAMAZOO COUNTY, MICHIGAN

Republican

RUN DATE:03/14/16 03:25 PM

REPORT-EL111

PAGE 0008

PRESIDENT

Vote for not more than 1

U
n
c
o
m
W
R
D J T m I
o . r i T
n u t E
a m t .
l p e I
d d N

(CONTINUED FROM PREVIOUS PAGE)

| | | | |
|------------------------|-------|-----|-----|
| 0066 Kalamazoo City 5 | 35 | 4 | 0 |
| 0067 Kalamazoo City 6 | 47 | 8 | 0 |
| 0068 Kalamazoo City 7 | 15 | 0 | 0 |
| 0069 Kalamazoo City 8 | 8 | 0 | 0 |
| 0070 Kalamazoo City 9 | 4 | 1 | 1 |
| 0071 Kalamazoo City 10 | 78 | 4 | 0 |
| 0072 Kalamazoo City 11 | 9 | 0 | 0 |
| 0073 Kalamazoo City 12 | 61 | 8 | 0 |
| 0074 Kalamazoo City 13 | 28 | 2 | 0 |
| 0075 Kalamazoo City 14 | 21 | 0 | 0 |
| 0076 Kalamazoo City 15 | 40 | 1 | 2 |
| 0077 Kalamazoo City 16 | 51 | 6 | 1 |
| 0078 Kalamazoo City 17 | 50 | 5 | 0 |
| 0079 Kalamazoo City 18 | 59 | 5 | 0 |
| 0080 Kalamazoo City 19 | 48 | 4 | 0 |
| 0081 Kalamazoo City 20 | 54 | 5 | 0 |
| 0082 Kalamazoo City 21 | 37 | 1 | 0 |
| 0083 Kalamazoo City 22 | 45 | 2 | 0 |
| 0084 Kalamazoo City 23 | 30 | 2 | 1 |
| 0085 Kalamazoo City 24 | 19 | 1 | 0 |
| 0086 Kalamazoo City 25 | 80 | 5 | 0 |
| 0087 Kalamazoo City 26 | 70 | 3 | 0 |
| 0088 Kalamazoo City 27 | 8 | 2 | 0 |
| 0089 Parchment City 1 | 53 | 2 | 0 |
| 0090 Portage City 1 | 55 | 8 | 0 |
| 0091 Portage City 2 | 47 | 2 | 1 |
| 0092 Portage City 3 | 93 | 15 | 0 |
| 0093 Portage City 4 | 116 | 6 | 0 |
| 0094 Portage City 5 | 81 | 8 | 2 |
| 0095 Portage City 6 | 128 | 4 | 0 |
| 0096 Portage City 7 | 97 | 14 | 0 |
| 0097 Portage City 8 | 115 | 15 | 0 |
| 0098 Portage City 9 | 70 | 3 | 0 |
| 0099 Portage City 10 | 148 | 13 | 0 |
| 0100 Portage City 11 | 88 | 8 | 2 |
| 0101 Portage City 12 | 118 | 20 | 2 |
| 0102 Portage City 13 | 121 | 8 | 0 |
| 0103 Portage City 14 | 70 | 3 | 0 |
| 0104 Portage City 15 | 96 | 14 | 1 |
| 0105 Portage City 16 | 113 | 7 | 0 |
| 0106 Portage City 17 | 135 | 6 | 0 |
| 0107 Portage City 18 | 90 | 7 | 1 |
| 0108 Portage City 19 | 56 | 3 | 0 |
| CANDIDATE TOTALS | 8655 | 644 | 24 |
| CANDIDATE PERCENT | 13.34 | .99 | .03 |

RUN DATE:03/14/16 03:25 PM

REPORT-EL111

PAGE 0009

PRESIDENT

Vote for not more than 1

| | R R F | U | | | |
|-----------------------|-------|-------|-------|-------|-------|
| | o o u | n | | | |
| | q c e | c | | | |
| | u k n | M J O | o | W | |
| H C | e y t | a . | B S | m | R |
| i l | e r | M | e a | m | I |
| l i | D | t a | r n | i | T |
| l n | e | i l | n d | t | E |
| a t | n | l | i e | t | . |
| r o | L | e | r | e | I |
| y n | a | y | s | d | N |
| | | | | | |
| 0001 Alamo 1 | 60 | 0 | 0 | 94 | 0 |
| 0002 Alamo 2 | 99 | 1 | 0 | 114 | 6 |
| 0003 Brady 1 | 100 | 0 | 1 | 132 | 5 |
| 0004 Brady 2 | 39 | 0 | 0 | 93 | 2 |
| 0005 Charleston 1 | 74 | 0 | 1 | 108 | 11 |
| 0006 Climax 1 | 65 | 1 | 2 | 108 | 8 |
| 0007 Comstock 1 | 106 | 0 | 2 | 147 | 6 |
| 0008 Comstock 2 | 113 | 0 | 0 | 176 | 2 |
| 0009 Comstock 3 | 60 | 0 | 0 | 71 | 3 |
| 0010 Comstock 4 | 88 | 0 | 0 | 98 | 1 |
| 0011 Comstock 5 | 66 | 0 | 0 | 96 | 3 |
| 0012 Comstock 6 | 126 | 0 | 0 | 175 | 6 |
| 0013 Comstock 7 | 51 | 0 | 0 | 120 | 0 |
| 0014 Comstock 8 | 123 | 0 | 1 | 119 | 8 |
| 0015 Cooper 1 | 57 | 1 | 0 | 104 | 2 |
| 0016 Cooper 2 | 64 | 0 | 0 | 104 | 3 |
| 0017 Cooper 3 | 174 | 0 | 1 | 267 | 10 |
| 0018 Cooper 4 | 116 | 1 | 0 | 178 | 7 |
| 0019 Cooper 5 | 35 | 0 | 0 | 97 | 0 |
| 0020 Kalamazoo Twp 1 | 30 | 0 | 0 | 41 | 1 |
| 0021 Kalamazoo Twp 2 | 78 | 0 | 0 | 134 | 1 |
| 0022 Kalamazoo Twp 3 | 278 | 1 | 1 | 324 | 8 |
| 0023 Kalamazoo Twp 4 | 80 | 0 | 2 | 206 | 0 |
| 0024 Kalamazoo Twp 5 | 173 | 0 | 0 | 319 | 2 |
| 0025 Kalamazoo Twp 7 | 141 | 0 | 1 | 227 | 3 |
| 0026 Kalamazoo Twp 8 | 69 | 0 | 0 | 89 | 1 |
| 0027 Kalamazoo Twp 9 | 205 | 0 | 1 | 239 | 3 |
| 0028 Kalamazoo Twp 10 | 154 | 0 | 0 | 179 | 4 |
| 0029 Kalamazoo Twp 11 | 94 | 1 | 0 | 171 | 3 |
| 0030 Kalamazoo Twp 12 | 148 | 0 | 0 | 228 | 6 |
| 0031 Oshtemo 1 | 82 | 0 | 0 | 94 | 6 |
| 0032 Oshtemo 2 | 126 | 0 | 1 | 230 | 3 |
| 0033 Oshtemo 3 | 191 | 0 | 0 | 155 | 6 |
| 0034 Oshtemo 4 | 184 | 0 | 0 | 208 | 9 |
| 0035 Oshtemo 5 | 101 | 0 | 0 | 201 | 2 |
| 0036 Oshtemo 6 | 132 | 0 | 0 | 165 | 5 |
| 0037 Oshtemo 7 | 133 | 1 | 0 | 167 | 9 |
| 0038 Oshtemo 8 | 74 | 0 | 0 | 116 | 5 |
| 0039 Oshtemo 9 | 156 | 0 | 0 | 235 | 4 |
| 0040 Oshtemo 10 | 72 | 1 | 0 | 82 | 2 |
| 0041 Pavilion 1 | 111 | 0 | 0 | 149 | 1 |
| 0042 Pavilion 2 | 53 | 0 | 1 | 68 | 5 |
| 0043 Pavilion 3 | 83 | 0 | 1 | 111 | 4 |
| 0044 Prairie Ronde 1 | 77 | 0 | 1 | 120 | 1 |
| 0045 Richland 1 | 113 | 0 | 2 | 198 | 6 |
| 0046 Richland 2 | 81 | 0 | 0 | 107 | 1 |

PRESIDENT

Vote for not more than 1

R R F U
 o o u n
 q c e c
 u k n M J O o W
 H C e y t a . B S m R
 i l e r M e a m l
 l i D t a r n i T
 l n e i l n d i t E
 a t n l i e t .
 r o L e e r e I
 y n a y s d N

(CONTINUED FROM PREVIOUS PAGE)

| | | | | | | |
|------------------------|-----|---|---|-----|----|---|
| 0047 Richland 3 | 163 | 0 | 1 | 198 | 3 | 0 |
| 0048 Ross 1 | 86 | 0 | 0 | 190 | 7 | 0 |
| 0049 Ross 2 | 103 | 0 | 0 | 149 | 13 | 0 |
| 0050 Schoolcraft 1 | 87 | 0 | 2 | 105 | 2 | 0 |
| 0051 Schoolcraft 2 | 48 | 0 | 2 | 98 | 2 | 0 |
| 0052 Schoolcraft 3 | 104 | 0 | 0 | 210 | 1 | 0 |
| 0053 Schoolcraft 4 | 41 | 0 | 1 | 65 | 3 | 0 |
| 0054 Texas 1 | 87 | 0 | 0 | 152 | 3 | 0 |
| 0055 Texas 2 | 94 | 0 | 0 | 108 | 1 | 1 |
| 0056 Texas 3 | 118 | 0 | 0 | 135 | 3 | 0 |
| 0057 Texas 4 | 116 | 0 | 0 | 200 | 3 | 0 |
| 0058 Texas 5 | 153 | 0 | 1 | 153 | 5 | 0 |
| 0059 Texas 6 | 103 | 1 | 0 | 167 | 3 | 0 |
| 0060 Wakeshma 1 | 25 | 0 | 1 | 45 | 0 | 0 |
| 0061 Galesburg City 1 | 59 | 0 | 0 | 102 | 4 | 1 |
| 0062 Kalamazoo City 1 | 113 | 0 | 0 | 315 | 2 | 0 |
| 0063 Kalamazoo City 2 | 56 | 0 | 0 | 272 | 0 | 0 |
| 0064 Kalamazoo City 3 | 82 | 0 | 0 | 564 | 1 | 0 |
| 0065 Kalamazoo City 4 | 18 | 0 | 0 | 137 | 0 | 0 |
| 0066 Kalamazoo City 5 | 167 | 0 | 0 | 362 | 2 | 2 |
| 0067 Kalamazoo City 6 | 187 | 1 | 1 | 231 | 1 | 0 |
| 0068 Kalamazoo City 7 | 154 | 0 | 0 | 424 | 2 | 1 |
| 0069 Kalamazoo City 8 | 167 | 0 | 1 | 132 | 0 | 0 |
| 0070 Kalamazoo City 9 | 230 | 0 | 0 | 127 | 2 | 0 |
| 0071 Kalamazoo City 10 | 210 | 0 | 1 | 260 | 0 | 0 |
| 0072 Kalamazoo City 11 | 161 | 0 | 1 | 181 | 2 | 0 |
| 0073 Kalamazoo City 12 | 184 | 0 | 0 | 288 | 3 | 0 |
| 0074 Kalamazoo City 13 | 81 | 0 | 1 | 138 | 0 | 0 |
| 0075 Kalamazoo City 14 | 95 | 0 | 0 | 163 | 2 | 0 |
| 0076 Kalamazoo City 15 | 134 | 0 | 0 | 239 | 4 | 0 |
| 0077 Kalamazoo City 16 | 149 | 0 | 0 | 329 | 3 | 0 |
| 0078 Kalamazoo City 17 | 135 | 0 | 1 | 237 | 5 | 0 |
| 0079 Kalamazoo City 18 | 133 | 0 | 0 | 239 | 4 | 0 |
| 0080 Kalamazoo City 19 | 137 | 2 | 0 | 336 | 3 | 0 |
| 0081 Kalamazoo City 20 | 274 | 1 | 0 | 472 | 3 | 0 |
| 0082 Kalamazoo City 21 | 198 | 0 | 0 | 255 | 2 | 0 |
| 0083 Kalamazoo City 22 | 186 | 3 | 1 | 310 | 1 | 0 |
| 0084 Kalamazoo City 23 | 108 | 0 | 0 | 149 | 3 | 0 |
| 0085 Kalamazoo City 24 | 88 | 1 | 1 | 256 | 3 | 0 |
| 0086 Kalamazoo City 25 | 175 | 0 | 0 | 211 | 2 | 0 |
| 0087 Kalamazoo City 26 | 215 | 1 | 3 | 263 | 3 | 0 |
| 0088 Kalamazoo City 27 | 58 | 0 | 0 | 229 | 0 | 0 |
| 0089 Parchment City 1 | 91 | 0 | 0 | 151 | 4 | 0 |
| 0090 Portage City 1 | 104 | 2 | 0 | 186 | 10 | 0 |
| 0091 Portage City 2 | 91 | 0 | 1 | 180 | 4 | 0 |
| 0092 Portage City 3 | 133 | 0 | 0 | 173 | 8 | 0 |

PRESIDENTIAL PRIMARY ELECTION
MARCH 8, 2016
KALAMAZOO COUNTY, MICHIGAN
Democratic

REPORT-EL111 PAGE 0011

Vote for not more than 1

```

RRF                                U
oou                                n
qce                                c
ukn MJO                            o W
HC eyt a.' BS m R
il e r M ea m I
li D t a rn i T
ln e i l nd t E
at n l ie t .
ro L e er e I
yn a y s d N

```

(CONTINUED FROM PREVIOUS PAGE)

| | | | | | | | |
|-------------------|-----------------|-------|-----|-----|-------|------|-----|
| 0093 | Portage City 4 | 97 | 0 | 1 | 125 | 3 | 0 |
| 0094 | Portage City 5 | 76 | 1 | 1 | 172 | 14 | 0 |
| 0095 | Portage City 6 | 119 | 0 | 1 | 199 | 3 | 0 |
| 0096 | Portage City 7 | 152 | 0 | 1 | 355 | 4 | 0 |
| 0097 | Portage City 8 | 160 | 0 | 0 | 190 | 8 | 0 |
| 0098 | Portage City 9 | 129 | 0 | 0 | 190 | 5 | 0 |
| 0099 | Portage City 10 | 105 | 0 | 2 | 198 | 6 | 0 |
| 0100 | Portage City 11 | 136 | 0 | 1 | 214 | 2 | 0 |
| 0101 | Portage City 12 | 203 | 1 | 1 | 175 | 14 | 0 |
| 0102 | Portage City 13 | 171 | 0 | 2 | 328 | 5 | 0 |
| 0103 | Portage City 14 | 123 | 1 | 1 | 184 | 6 | 0 |
| 0104 | Portage City 15 | 112 | 0 | 2 | 227 | 4 | 0 |
| 0105 | Portage City 16 | 143 | 0 | 0 | 247 | 2 | 0 |
| 0106 | Portage City 17 | 112 | 0 | 0 | 171 | 6 | 0 |
| 0107 | Portage City 18 | 119 | 0 | 0 | 142 | 1 | 0 |
| 0108 | Portage City 19 | 118 | 0 | 0 | 195 | 9 | 0 |
| CANDIDATE TOTALS | | 12611 | 23 | 52 | 20162 | 408 | 9 |
| CANDIDATE PERCENT | | 37.91 | .06 | .15 | 60.61 | 1.22 | .02 |

RUN DATE:03/14/16 03:25 PM

REPORT-EL111 PAGE 0012

OTSEGO PUBLIC SCHOOLS

Vote for not more than 1

| | Y E S | N O |
|-------------------|-------------|--------|
| 0001 Alamo 1 | 246 | 262 |
| 0002 Alamo 2 | 250 | 298 |
| 0018 Cooper 4 | 14 | 17 |
| 0031 Oshtemo 1 | 259 | 304 |
| CANDIDATE TOTALS | 769 | 881 |
| CANDIDATE PERCENT | 46.60 | 53.39 |

SCHOOLCRAFT TOWNSHIP

Vote for not more than 1

| | Y E S | N O |
|--------------------|-------------|--------|
| 0050 Schoolcraft 1 | 231 | 198 |
| CANDIDATE TOTALS | 231 | 198 |
| CANDIDATE PERCENT | 53.84 | 46.15 |

SCHOOLCRAFT TOWNSHIP

Vote for not more than 1

| | Y E S | N O |
|--------------------|-------------|--------|
| 0052 Schoolcraft 3 | 101 | 103 |
| CANDIDATE TOTALS | 101 | 103 |
| CANDIDATE PERCENT | 49.50 | 50.49 |

SCHOOLCRAFT TOWNSHIP

Vote for not more than 1

| | Y E S | N O |
|--------------------|-------------|--------|
| 0053 Schoolcraft 4 | 182 | 175 |
| CANDIDATE TOTALS | 182 | 175 |
| CANDIDATE PERCENT | 50.98 | 49.01 |

Kalkaska County 3-8-16 Chaffin

| | BEAR LAKE | BLUE LAKE | BOARDMAN | CLEARWATER | COLDSPRINGS | EXCELSIOR | GARFIELD | KALKASKA 1 | KALKASKA 2 | OLIVER | ORANGE | RAPID RIVER | SPRINGFIELD |
|----------|-----------|-----------|----------|------------|-------------|-----------|----------|------------|------------|--------|--------|-------------|-------------|
| BUSH | 1 | 0 | 1 | 1 | 2 | 0 | 1 | 2 | 6 | 3 | 2 | 1 | 2 |
| CARSON | 3 | 5 | 5 | 9 | 8 | 3 | 3 | 11 | 10 | 0 | 1 | 0 | 2 |
| CHRISTIE | 0 | 0 | 1 | 2 | 0 | 0 | 1 | 1 | 0 | 1 | 1 | 0 | 2 |
| CRUZ | 22 | 19 | 80 | 146 | 65 | 33 | 55 | 116 | 106 | 14 | 41 | 45 | 1 |
| FLORINA | 0 | 0 | 0 | 2 | 0 | 0 | 0 | 0 | 1 | 0 | 0 | 0 | 48 |
| GRAHAM | 0 | 0 | 0 | 0 | 0 | 1 | 0 | 0 | 0 | 0 | 1 | 0 | 0 |
| HUCKABEE | 0 | 0 | 0 | 0 | 0 | 0 | 0 | 0 | 0 | 0 | 1 | 0 | 0 |
| KASICH | 0 | 0 | 0 | 0 | 0 | 0 | 1 | 3 | 1 | 0 | 0 | 0 | 0 |
| PATAKI | 36 | 37 | 25 | 94 | 42 | 34 | 18 | 83 | 55 | 11 | 34 | 34 | 20 |
| PAUL | 0 | 0 | 0 | 1 | 0 | 0 | 0 | 1 | 0 | 0 | 0 | 0 | 0 |
| RUBIO | 0 | 0 | 1 | 0 | 0 | 0 | 0 | 4 | 6 | 1 | 1 | 0 | 1 |
| SANTORUM | 19 | 14 | 18 | 31 | 23 | 11 | 18 | 44 | 43 | 5 | 15 | 10 | 14 |
| TRUMP | 0 | 0 | 1 | 0 | 1 | 0 | 0 | 3 | 4 | 0 | 0 | 0 | 0 |
| DONALD | 94 | 46 | 128 | 253 | 178 | 102 | 81 | 254 | 191 | 33 | 147 | 113 | 104 |

| | | | | | | | | | | | | | |
|--------------|----|----|----|-----|----|----|----|-----|-----|----|----|----|----|
| CLINTON | 35 | 36 | 47 | 102 | 72 | 31 | 37 | 63 | 69 | 10 | 36 | 26 | 26 |
| DE LA FUENTE | 0 | 0 | 0 | 0 | 1 | 0 | 0 | 1 | 1 | 0 | 0 | 0 | 0 |
| OMALLEY | 1 | 2 | 0 | 1 | 0 | 0 | 0 | 0 | 1 | 0 | 0 | 0 | 0 |
| SANDERS | 40 | 22 | 78 | 161 | 80 | 45 | 54 | 141 | 144 | 16 | 64 | 81 | 61 |

| | | | | | | | | | | | | | | |
|---------------------|-----|-----|-----|-----|-----|-----|-----|-----|-----|-----|-----|-----|-----|----------|
| KALKASKA SCHOOLS | YES | 80 | 79 | N/A | 368 | 152 | 79 | 103 | 484 | 460 | 53 | 134 | 155 | 2148 YES |
| MANCERONA SCHOOLS | NO | 118 | 118 | N/A | 417 | 196 | 90 | 148 | 289 | 219 | 44 | 135 | 120 | 1898 NO |
| MANCERONA BLDG FUND | YES | N/A | N/A | N/A | | 82 | N/A | N/A | N/A | N/A | N/A | | 28 | 110 YES |
| MANCERONA BLDG FUND | NO | N/A | N/A | N/A | | 31 | 36 | N/A | N/A | N/A | N/A | | 7 | 37 NO |
| SPRINGFIELD AMBUL | YES | | | | | 79 | | | | | | | 29 | 108 YES |
| SPRINGFIELD AMBUL | NO | | | | | 42 | | | | | | | 6 | 48 NO |
| SPRINGFIELD FIRE | YES | | | | | | | | | | | | 216 | 216 YES |
| SPRINGFIELD FIRE | NO | | | | | | | | | | | | 64 | 64 NO |
| SPRINGFIELD FIRE | YES | | | | | | | | | | | | 218 | 218 YES |
| SPRINGFIELD FIRE | NO | | | | | | | | | | | | 61 | 61 NO |
| SPRINGFIELD FIRE | YES | | | | | | | | | | | | 181 | 181 YES |
| SPRINGFIELD FIRE | NO | | | | | | | | | | | | 97 | 97 NO |
| SPRINGFIELD GENERAL | YES | | | | | | | | | | | | | |
| SPRINGFIELD GENERAL | NO | | | | | | | | | | | | | |

Handwritten notes and calculations at the bottom of the page, including "2148 YES", "1898 NO", "110 YES", "37 NO", "108 YES", "48 NO", "216 YES", "64 NO", "218 YES", "61 NO", "181 YES", "97 NO", and various other numbers and symbols.

SUMMARY REPORT

PRESIDENTIAL PRIMARY
MARCH 8, 2016
KENT COUNTY, MICHIGAN
STATISTICS

OFFICIAL RESULTS

RUN DATE:03/15/16 10:10 AM

VOTES PERCENT

| | | |
|--------------------------------------|---------|--------|
| PRECINCTS COUNTED (OF 249) | 249 | 100.00 |
| REGISTERED VOTERS - TOTAL | 436,181 | |
| BALLOTS CAST - TOTAL | 171,454 | |
| BALLOTS CAST - REPUBLICAN | 100,536 | 58.64 |
| BALLOTS CAST - DEMOCRATIC | 70,722 | 41.25 |
| BALLOTS CAST - NONPARTISAN. | 175 | .10 |
| VOTER TURNOUT - TOTAL | | 39.31 |

RECEIVED/FILED
MICHIGAN DEPT OF STATE
2016 MAR 16 PM 3:09
ELECTIONS/GREAT SEAL

SUMMARY REPORT

PRESIDENTIAL PRIMARY
MARCH 8, 2016
KENT COUNTY, MICHIGAN
Republican

OFFICIAL RESULTS

RUN DATE:03/15/16 10:10 AM

VOTES PERCENT

PRESIDENT OF THE UNITED STATES

Vote for not more than 1

| | | |
|---------------------------|--------|-------|
| Jeb Bush. | 853 | .85 |
| Ben Carson | 1,855 | 1.85 |
| Chris Christie. | 211 | .21 |
| Ted Cruz. | 35,233 | 35.07 |
| Carly Fiorina | 102 | .10 |
| Lindsey Graham. | 25 | .02 |
| Mike Huckabee | 210 | .21 |
| John R. Kasich. | 25,599 | 25.48 |
| George Pataki | 46 | .05 |
| Rand Paul | 253 | .25 |
| Marco Rubio. | 11,572 | 11.52 |
| Rick Santorum | 90 | .09 |
| Donald J. Trump | 22,798 | 22.69 |
| Uncommitted. | 1,560 | 1.55 |
| Write-In. | 51 | .05 |

SUMMARY REPORT

PRESIDENTIAL PRIMARY
MARCH 8, 2016
KENT COUNTY, MICHIGAN
Democratic

OFFICIAL RESULTS

RUN DATE:03/15/16 10:10 AM

VOTES PERCENT

PRESIDENT OF THE UNITED STATES

| | | |
|------------------------------------|--------|-------|
| Vote for not more than 1 | | |
| Hillary Clinton | 26,032 | 36.85 |
| Roque Rocky De La Fuente | 44 | .06 |
| Martin J. O'Malley | 113 | .16 |
| Bernie Sanders. | 43,444 | 61.49 |
| Uncommitted. | 985 | 1.39 |
| Write-In. | 31 | .04 |

OFFICIAL RESULTS

RUN DATE:03/15/16 09:01 AM

PRESIDENTIAL PRIMARY
MARCH 8, 2016
KENT COUNTY, MICHIGAN
STATISTICS

OFFICIAL RESULTS

REPORT-EL52

PAGE 0001

| | | | | | |
|--------------------------------|---------|-------|---------------------------------|--------|---------|
| 01 = REGISTERED VOTERS - TOTAL | 436,181 | | 04 = BALLOTS CAST - DEMOCRATIC | TOTAL | PERCENT |
| 02 = BALLOTS CAST - TOTAL | 171,454 | | 05 = BALLOTS CAST - NONPARTISAN | 70,722 | 41.25 |
| 03 = BALLOTS CAST - REPUBLICAN | 100,536 | 58.64 | 06 = VOTER TURNOUT - TOTAL | 175 | .10 |
| | | | | | 39.31 |

| | | | | | |
|----|----|----|----|----|----|
| 01 | 02 | 03 | 04 | 05 | 06 |
|----|----|----|----|----|----|

| | | | | | | |
|-------------------------------|------|------|-----|-----|----|-------|
| 0101 Ada Township Pct 1 | 1182 | 532 | 373 | 159 | 0 | 45.01 |
| 0102 Ada Township Pct 2 | 2128 | 892 | 611 | 281 | 0 | 41.92 |
| 0103 Ada Township Pct 3 | 1262 | 519 | 367 | 152 | 0 | 41.13 |
| 0104 Ada Township Pct 4 | 1028 | 506 | 388 | 118 | 0 | 49.22 |
| 0105 Ada Township Pct 5 | 1763 | 831 | 631 | 200 | 0 | 47.14 |
| 0106 Ada Township Pct 6 | 859 | 338 | 235 | 103 | 0 | 39.35 |
| 0107 Ada Township Pct 7 | 1051 | 505 | 347 | 158 | 0 | 48.05 |
| 0108 Ada Township Pct 8 | 1035 | 477 | 336 | 141 | 0 | 46.09 |
| 0201 Algoma Township Pct 1 | 1195 | 492 | 368 | 124 | 0 | 41.17 |
| 0202 Algoma Township Pct 2 | 1440 | 617 | 479 | 138 | 0 | 42.85 |
| 0203 Algoma Township Pct 3 | 1435 | 627 | 451 | 176 | 0 | 43.69 |
| 0204 Algoma Township Pct 4 | 1663 | 598 | 391 | 207 | 0 | 35.96 |
| 0205 Algoma Township Pct 5 | 1734 | 740 | 552 | 188 | 0 | 42.68 |
| 0301 Alpine Township Pct 1 | 1038 | 428 | 278 | 150 | 0 | 41.23 |
| 0302 Alpine Township Pct 2 | 1340 | 497 | 269 | 228 | 0 | 37.09 |
| 0303 Alpine Township Pct 3 | 2160 | 921 | 543 | 378 | 0 | 42.64 |
| 0304 Alpine Township Pct 4 | 2126 | 668 | 431 | 237 | 0 | 31.42 |
| 0305 Alpine Township Pct 5 | 947 | 407 | 277 | 130 | 0 | 42.98 |
| 0306 Alpine Township Pct 6 | 1920 | 351 | 93 | 258 | 0 | 18.28 |
| 0401 Bowne Township Pct 1 | 2255 | 1029 | 841 | 188 | 0 | 45.63 |
| 0501 Byron Township Pct 1 | 2292 | 1150 | 984 | 166 | 0 | 50.17 |
| 0502 Byron Township Pct 2 | 2390 | 1191 | 974 | 217 | 0 | 49.83 |
| 0503 Byron Township Pct 3 | 2231 | 596 | 373 | 223 | 0 | 26.71 |
| 0504 Byron Township Pct 4 - 2 | 77 | 32 | 26 | 6 | 0 | 41.56 |
| 0505 Byron Township Pct 4 - 3 | 1726 | 922 | 787 | 135 | 0 | 53.42 |
| 0506 Byron Township Pct 5 | 2171 | 1030 | 919 | 111 | 0 | 47.44 |
| 0507 Byron Township Pct 6 | 1404 | 653 | 526 | 127 | 0 | 46.51 |
| 0508 Byron Township Pct 7 | 1859 | 799 | 622 | 177 | 0 | 42.98 |
| 0509 Byron Township Pct 8 | 2085 | 997 | 715 | 282 | 0 | 47.82 |
| 0601 Caledonia Township Pct 1 | 1098 | 435 | 305 | 130 | 0 | 39.62 |
| 0602 Caledonia Township Pct 2 | 2805 | 1099 | 830 | 269 | 0 | 39.18 |
| 0603 Caledonia Township Pct 3 | 2726 | 1227 | 958 | 269 | 0 | 45.01 |
| 0604 Caledonia Township Pct 4 | 1253 | 631 | 482 | 149 | 0 | 50.36 |
| 0605 Caledonia Township Pct 5 | 2042 | 861 | 679 | 182 | 0 | 42.16 |
| 0701 Cannon Township Pct 1 | 1915 | 877 | 648 | 229 | 0 | 45.80 |
| 0702 Cannon Township Pct 2 | 1834 | 792 | 558 | 234 | 0 | 43.18 |
| 0703 Cannon Township Pct 3 | 1548 | 735 | 531 | 204 | 0 | 47.48 |
| 0704 Cannon Township Pct 4 | 2098 | 1001 | 745 | 256 | 0 | 47.71 |
| 0705 Cannon Township Pct 5 | 1531 | 741 | 554 | 187 | 0 | 48.40 |
| 0706 Cannon Township Pct 6 | 1732 | 787 | 584 | 203 | 0 | 45.44 |
| 0801 Cascade Township Pct 1 | 1355 | 617 | 476 | 141 | 0 | 45.54 |
| 0802 Cascade Township Pct 2 | 2166 | 1009 | 756 | 253 | 0 | 46.58 |
| 0803 Cascade Township Pct 3 | 2667 | 1204 | 879 | 325 | 0 | 45.14 |
| 0804 Cascade Township Pct 4 | 2440 | 1068 | 714 | 354 | 0 | 43.77 |
| 0805 Cascade Township Pct 5 | 1256 | 587 | 447 | 140 | 0 | 46.74 |
| 0806 Cascade Township Pct 6 | 1387 | 721 | 496 | 225 | 0 | 51.98 |
| 0807 Cascade Township Pct 7 | 1321 | 671 | 439 | 232 | 0 | 50.79 |
| 0808 Cascade Township Pct 8 | 1577 | 727 | 538 | 189 | 0 | 46.10 |
| 0901 Cedar Springs Precinct 1 | 2204 | 605 | 369 | 236 | 0 | 27.45 |
| 1001 Courtland Township Pct 1 | 1817 | 815 | 584 | 231 | 0 | 44.85 |
| 1002 Courtland Township Pct 2 | 1950 | 791 | 591 | 200 | 0 | 40.56 |
| 1003 Courtland Township Pct 3 | 2183 | 851 | 635 | 216 | 0 | 38.98 |
| 1111 EGR Ward 1 Pct 1 | 1467 | 780 | 397 | 372 | 11 | 53.17 |
| 1112 EGR Ward 1 Pct 2 | 1474 | 782 | 450 | 326 | 6 | 53.05 |

OFFICIAL RESULTS

RUN DATE:03/15/16 09:01 AM

PRESIDENTIAL PRIMARY
MARCH 8, 2016
KENT COUNTY, MICHIGAN
STATISTICS

OFFICIAL RESULTS

REPORT-EL52

PAGE 0002

01 = REGISTERED VOTERS - TOTAL
02 = BALLOTS CAST - TOTAL
03 = BALLOTS CAST - REPUBLICAN

TOTAL PERCENT
436,181
171,454
100,536 58.64

04 = BALLOTS CAST - DEMOCRATIC
05 = BALLOTS CAST - NONPARTISAN
06 = VOTER TURNOUT - TOTAL

TOTAL PERCENT
70,722 41.25
175 .10
39.31

(CONTINUED FROM PREVIOUS PAGE)

| | 01 | 02 | 03 | 04 | 05 | 06 |
|----------------------------|------|------|-----|-----|----|-------|
| 1123 EGR Ward 2 Pct 3 | 1481 | 766 | 443 | 314 | 9 | 51.72 |
| 1124 EGR Ward 2 Pct 4 | 1389 | 751 | 412 | 336 | 3 | 54.07 |
| 1135 EGR Ward 3 Pct 5 | 1427 | 786 | 441 | 338 | 7 | 55.08 |
| 1136 EGR Ward 3 Pct 6 | 1443 | 788 | 363 | 418 | 7 | 54.61 |
| 1201 Gaines Township Pct 1 | 1764 | 873 | 725 | 148 | 0 | 49.49 |
| 1202 Gaines Township Pct 2 | 1394 | 632 | 445 | 187 | 0 | 45.34 |
| 1203 Gaines Township Pct 3 | 1984 | 835 | 621 | 214 | 0 | 42.09 |
| 1204 Gaines Township Pct 4 | 2611 | 674 | 354 | 320 | 0 | 25.81 |
| 1205 Gaines Township Pct 5 | 1831 | 548 | 242 | 306 | 0 | 29.93 |
| 1206 Gaines Township Pct 6 | 1778 | 918 | 770 | 148 | 0 | 51.63 |
| 1207 Gaines Township Pct 7 | 2151 | 1123 | 900 | 223 | 0 | 52.21 |
| 1208 Gaines Township Pct 8 | 1993 | 867 | 650 | 217 | 0 | 43.50 |
| 1209 Gaines Township Pct 9 | 1638 | 677 | 437 | 240 | 0 | 41.33 |
| 1301 Grand Rapids W1 P1 | 2296 | 636 | 203 | 430 | 3 | 27.70 |
| 1302 Grand Rapids W1 P2 | 1191 | 279 | 71 | 208 | 0 | 23.43 |
| 1303 Grand Rapids W1 P3 | 1900 | 865 | 419 | 446 | 0 | 45.53 |
| 1304 Grand Rapids W1 P4 | 1698 | 758 | 283 | 467 | 8 | 44.64 |
| 1305 Grand Rapids W1 P5 | 1292 | 461 | 135 | 325 | 1 | 35.68 |
| 1306 Grand Rapids W1 P6 | 2136 | 935 | 515 | 420 | 0 | 43.77 |
| 1307 Grand Rapids W1 P7 | 860 | 411 | 232 | 179 | 0 | 47.79 |
| 1308 Grand Rapids W1 P8 | 1281 | 667 | 318 | 343 | 6 | 52.07 |
| 1309 Grand Rapids W1 P9 | 2270 | 444 | 120 | 318 | 6 | 19.56 |
| 1310 Grand Rapids W1 P10 | 1711 | 692 | 283 | 401 | 8 | 40.44 |
| 1311 Grand Rapids W1 P11 | 813 | 462 | 261 | 201 | 0 | 56.83 |
| 1312 Grand Rapids W1 P12 | 1734 | 408 | 117 | 289 | 2 | 23.53 |
| 1313 Grand Rapids W1 P13 | 1914 | 474 | 183 | 285 | 6 | 24.76 |
| 1314 Grand Rapids W1 P14 | 2018 | 765 | 347 | 418 | 0 | 37.91 |
| 1315 Grand Rapids W1 P15 | 1873 | 304 | 48 | 254 | 2 | 16.23 |
| 1316 Grand Rapids W1 P16 | 1963 | 333 | 60 | 271 | 2 | 16.96 |
| 1317 Grand Rapids W1 P17 | 2229 | 693 | 257 | 430 | 6 | 31.09 |
| 1318 Grand Rapids W1 P18 | 1036 | 181 | 18 | 162 | 1 | 17.47 |
| 1319 Grand Rapids W1 P19 | 2082 | 598 | 229 | 369 | 0 | 28.72 |
| 1320 Grand Rapids W1 P20 | 2176 | 1127 | 655 | 472 | 0 | 51.79 |
| 1321 Grand Rapids W1 P21 | 1768 | 853 | 555 | 298 | 0 | 48.25 |
| 1322 Grand Rapids W1 P22 | 688 | 117 | 22 | 94 | 1 | 17.01 |
| 1323 Grand Rapids W1 P23 | 1761 | 836 | 541 | 295 | 0 | 47.47 |
| 1324 Grand Rapids W1 P24 | 1633 | 252 | 26 | 225 | 1 | 15.43 |
| 1325 Grand Rapids W2 P25 | 1217 | 519 | 95 | 423 | 1 | 42.65 |
| 1326 Grand Rapids W2 P26 | 1692 | 629 | 257 | 372 | 0 | 37.17 |
| 1327 Grand Rapids W2 P27 | 1231 | 538 | 173 | 357 | 8 | 43.70 |
| 1328 Grand Rapids W2 P28 | 1953 | 747 | 283 | 464 | 0 | 38.25 |
| 1329 Grand Rapids W2 P29 | 1744 | 449 | 135 | 310 | 4 | 25.75 |
| 1330 Grand Rapids W2 P30 | 1584 | 861 | 332 | 523 | 6 | 54.36 |
| 1331 Grand Rapids W2 P31 | 2209 | 754 | 259 | 495 | 0 | 34.13 |
| 1332 Grand Rapids W2 P32 | 1295 | 416 | 123 | 292 | 1 | 32.12 |
| 1333 Grand Rapids W2 P33 | 962 | 523 | 147 | 376 | 0 | 54.37 |
| 1334 Grand Rapids W2 P34 | 2128 | 800 | 290 | 500 | 10 | 37.59 |
| 1335 Grand Rapids W2 P35 | 1968 | 920 | 463 | 457 | 0 | 46.75 |
| 1336 Grand Rapids W2 P36 | 986 | 341 | 134 | 206 | 1 | 34.58 |
| 1337 Grand Rapids W2 P37 | 2447 | 1068 | 487 | 581 | 0 | 43.65 |
| 1338 Grand Rapids W2 P38 | 2326 | 780 | 274 | 502 | 4 | 33.53 |
| 1339 Grand Rapids W2 P39 | 934 | 415 | 97 | 317 | 1 | 44.43 |
| 1340 Grand Rapids W2 P40 | 1676 | 830 | 173 | 657 | 0 | 49.52 |
| 1341 Grand Rapids W2 P41 | 2423 | 908 | 450 | 458 | 0 | 37.47 |
| 1342 Grand Rapids W2 P42 | 1847 | 907 | 402 | 505 | 0 | 49.11 |

OFFICIAL RESULTS

RUN DATE:03/15/16 09:01 AM

PRESIDENTIAL PRIMARY
MARCH 8, 2016
KENT COUNTY, MICHIGAN
STATISTICS

OFFICIAL RESULTS

REPORT-EL52

PAGE 0003

01 = REGISTERED VOTERS - TOTAL
02 = BALLOTS CAST - TOTAL
03 = BALLOTS CAST - REPUBLICAN

TOTAL PERCENT
436,181
171,454
100,536 58.64

04 = BALLOTS CAST - DEMOCRATIC
05 = BALLOTS CAST - NONPARTISAN
06 = VOTER TURNOUT - TOTAL

TOTAL PERCENT
70,722 41.25
175 .10
39.31

(CONTINUED FROM PREVIOUS PAGE)

| | 01 | 02 | 03 | 04 | 05 | 06 |
|-----------------------------|------|------|-----|-----|----|-------|
| 1343 Grand Rapids W2 P43 | 1583 | 683 | 342 | 341 | 0 | 43.15 |
| 1344 Grand Rapids W2 P44 | 1785 | 825 | 457 | 368 | 0 | 46.22 |
| 1345 Grand Rapids W2 P45 | 2027 | 1017 | 592 | 425 | 0 | 50.17 |
| 1346 Grand Rapids W2 P46 | 2114 | 780 | 391 | 389 | 0 | 36.90 |
| 1347 Grand Rapids W2 P47 | 1612 | 886 | 446 | 440 | 0 | 54.96 |
| 1348 Grand Rapids W2 P48 | 1352 | 522 | 126 | 392 | 4 | 38.61 |
| 1349 Grand Rapids W2 P49 | 1902 | 739 | 173 | 564 | 2 | 38.85 |
| 1350 Grand Rapids W2 P50 | 2227 | 974 | 195 | 776 | 3 | 43.74 |
| 1351 Grand Rapids W3 P51 | 1660 | 509 | 194 | 315 | 0 | 30.66 |
| 1352 Grand Rapids W3 P52 | 929 | 333 | 44 | 289 | 0 | 35.84 |
| 1353 Grand Rapids W3 P53 | 2402 | 1098 | 708 | 390 | 0 | 45.71 |
| 1354 Grand Rapids W3 P54 | 1509 | 654 | 389 | 265 | 0 | 43.34 |
| 1355 Grand Rapids W3 P55 | 2141 | 985 | 537 | 448 | 0 | 46.01 |
| 1356 Grand Rapids W3 P56 | 1989 | 904 | 505 | 399 | 0 | 45.45 |
| 1357 Grand Rapids W3 P57 | 1178 | 497 | 230 | 267 | 0 | 42.19 |
| 1358 Grand Rapids W3 P58 | 1701 | 726 | 437 | 289 | 0 | 42.68 |
| 1359 Grand Rapids W3 P59 | 2213 | 977 | 412 | 565 | 0 | 44.15 |
| 1360 Grand Rapids W3 P60 | 2295 | 862 | 137 | 724 | 1 | 37.56 |
| 1361 Grand Rapids W3 P61 | 913 | 461 | 150 | 311 | 0 | 50.49 |
| 1362 Grand Rapids W3 P62 | 1764 | 483 | 82 | 400 | 1 | 27.38 |
| 1363 Grand Rapids W3 P63 | 1786 | 447 | 78 | 365 | 4 | 25.03 |
| 1364 Grand Rapids W3 P64 | 1811 | 450 | 127 | 323 | 0 | 24.85 |
| 1365 Grand Rapids W3 P65 | 1917 | 540 | 233 | 307 | 0 | 28.17 |
| 1366 Grand Rapids W3 P66 | 2219 | 419 | 34 | 384 | 1 | 18.88 |
| 1367 Grand Rapids W3 P67 | 2662 | 523 | 42 | 475 | 6 | 19.65 |
| 1368 Grand Rapids W3 P68 | 1571 | 750 | 260 | 490 | 0 | 47.74 |
| 1369 Grand Rapids W3 P69 | 1385 | 707 | 447 | 260 | 0 | 51.05 |
| 1370 Grand Rapids W3 P70 | 1709 | 308 | 18 | 287 | 3 | 18.02 |
| 1371 Grand Rapids W3 P71 | 1593 | 574 | 154 | 420 | 0 | 36.03 |
| 1372 Grand Rapids W3 P72 | 864 | 397 | 157 | 240 | 0 | 45.95 |
| 1373 Grand Rapids W3 P73 | 1114 | 524 | 238 | 286 | 0 | 47.04 |
| 1374 Grand Rapids W3 P74 | 1300 | 495 | 202 | 293 | 0 | 38.08 |
| 1375 Grand Rapids W3 P75 | 1161 | 386 | 81 | 302 | 3 | 33.25 |
| 1376 Grand Rapids W3 P76 | 1468 | 381 | 35 | 344 | 2 | 25.95 |
| 1377 Grand Rapids W3 P77 | 1270 | 625 | 290 | 335 | 0 | 49.21 |
| 1401 Grand Rapids Twp Pct 1 | 1466 | 696 | 525 | 171 | 0 | 47.48 |
| 1402 Grand Rapids Twp Pct 2 | 1704 | 833 | 541 | 292 | 0 | 48.88 |
| 1403 Grand Rapids Twp Pct 3 | 1763 | 955 | 654 | 301 | 0 | 54.17 |
| 1404 Grand Rapids Twp Pct 4 | 650 | 347 | 220 | 127 | 0 | 53.38 |
| 1405 Grand Rapids Twp Pct 5 | 1174 | 607 | 388 | 219 | 0 | 51.70 |
| 1406 Grand Rapids Twp Pct 6 | 1688 | 856 | 585 | 271 | 0 | 50.71 |
| 1407 Grand Rapids Twp Pct 7 | 1001 | 434 | 258 | 176 | 0 | 43.36 |
| 1408 Grand Rapids Twp Pct 8 | 1729 | 832 | 607 | 225 | 0 | 48.12 |
| 1409 Grand Rapids Twp Pct 9 | 1884 | 855 | 609 | 246 | 0 | 45.38 |
| 1501 Grandville Precinct 1 | 1516 | 653 | 427 | 226 | 0 | 43.07 |
| 1502 Grandville Precinct 2 | 1887 | 733 | 477 | 256 | 0 | 38.84 |
| 1503 Grandville Precinct 3 | 2158 | 901 | 654 | 247 | 0 | 41.75 |
| 1504 Grandville Precinct 4 | 2004 | 1032 | 758 | 274 | 0 | 51.50 |
| 1505 Grandville Precinct 5 | 2146 | 974 | 721 | 253 | 0 | 45.39 |
| 1506 Grandville Precinct 6 | 1710 | 834 | 605 | 229 | 0 | 48.77 |
| 1601 Grattan Township Pct 1 | 1491 | 596 | 435 | 157 | 4 | 39.97 |
| 1602 Grattan Township Pct 2 | 1507 | 644 | 433 | 202 | 9 | 42.73 |
| 1701 Kentwood Ward 1 Pct 1 | 1947 | 645 | 332 | 293 | 0 | 33.13 |
| 1702 Kentwood Ward 1 Pct 2 | 2723 | 1028 | 570 | 458 | 0 | 37.75 |
| 1703 Kentwood Ward 1 Pct 3 | 1484 | 585 | 347 | 238 | 0 | 39.42 |

OFFICIAL RESULTS

RUN DATE:03/15/16 09:01 AM

PRESIDENTIAL PRIMARY
MARCH 8, 2016
KENT COUNTY, MICHIGAN
STATISTICS

OFFICIAL RESULTS

REPORT-EL52

PAGE 0004

01 = REGISTERED VOTERS - TOTAL
02 = BALLOTS CAST - TOTAL
03 = BALLOTS CAST - REPUBLICAN

TOTAL PERCENT

436,181

171,454

100,536 58.64

04 = BALLOTS CAST - DEMOCRATIC
05 = BALLOTS CAST - NONPARTISAN
06 = VOTER TURNOUT - TOTAL

TOTAL PERCENT

70,722

175

41.25
.10
39.31

(CONTINUED FROM PREVIOUS PAGE)

| | 01 | 02 | 03 | 04 | 05 | 06 |
|-------------------------------|------|------|-----|-----|----|-------|
| 1704 Kentwood Ward 1 Pct 4 | 1305 | 340 | 157 | 183 | 0 | 26.05 |
| 1705 Kentwood Ward 1 Pct 5 | 1185 | 347 | 188 | 159 | 0 | 29.28 |
| 1706 Kentwood Ward 1 Pct 6 | 2240 | 609 | 331 | 278 | 0 | 27.19 |
| 1707 Kentwood Ward 1 Pct 7 | 1865 | 640 | 302 | 338 | 0 | 34.32 |
| 1708 Kentwood Ward 1 Pct 8 | 2251 | 1013 | 640 | 373 | 0 | 45.00 |
| 1709 Kentwood Ward 1 Pct 9 | 2071 | 667 | 303 | 364 | 0 | 32.21 |
| 1710 Kentwood Ward 2 Pct 10 | 2245 | 1024 | 549 | 475 | 0 | 45.61 |
| 1711 Kentwood Ward 2 Pct 11 | 2659 | 1105 | 677 | 428 | 0 | 41.56 |
| 1712 Kentwood Ward 2 Pct 12 | 2892 | 887 | 370 | 517 | 0 | 30.67 |
| 1713 Kentwood Ward 2 Pct 13 | 1923 | 764 | 496 | 268 | 0 | 39.73 |
| 1714 Kentwood Ward 2 Pct 14 | 2780 | 994 | 473 | 521 | 0 | 35.76 |
| 1715 Kentwood Ward 2 Pct 15 | 2496 | 655 | 262 | 393 | 0 | 26.24 |
| 1716 Kentwood Ward 2 Pct 16 | 2535 | 1149 | 722 | 427 | 0 | 45.33 |
| 1801 Lowell Precinct 1 | 1508 | 560 | 305 | 255 | 0 | 37.14 |
| 1802 Lowell Precinct 2 | 1373 | 441 | 270 | 171 | 0 | 32.12 |
| 1901 Lowell Township Pct 1 | 2406 | 1047 | 737 | 310 | 0 | 43.52 |
| 1902 Lowell Township Pct 2 | 2193 | 789 | 485 | 304 | 0 | 35.98 |
| 2001 Nelson Township Pct 1 | 1545 | 522 | 335 | 187 | 0 | 33.79 |
| 2002 Nelson Township Pct 2 | 1519 | 483 | 348 | 135 | 0 | 31.80 |
| 2003 Nelson Township Pct 3 | 336 | 104 | 70 | 34 | 0 | 30.95 |
| 2101 Oakfield Township Pct 1 | 1441 | 582 | 395 | 187 | 0 | 40.39 |
| 2102 Oakfield Township Pct 2 | 1675 | 578 | 412 | 166 | 0 | 34.51 |
| 2103 Oakfield Township Pct 3 | 1249 | 421 | 272 | 149 | 0 | 33.71 |
| 2201 Plainfield Twp Pct 1 | 2519 | 1153 | 796 | 357 | 0 | 45.77 |
| 2202 Plainfield Twp Pct 2 | 2166 | 780 | 518 | 262 | 0 | 36.01 |
| 2203 Plainfield Twp Pct 3 | 2041 | 743 | 400 | 343 | 0 | 36.40 |
| 2204 Plainfield Twp Pct 4 | 2319 | 880 | 515 | 365 | 0 | 37.95 |
| 2205 Plainfield Twp Pct 5 | 2093 | 876 | 509 | 367 | 0 | 41.85 |
| 2206 Plainfield Twp Pct 6 | 2727 | 1117 | 772 | 345 | 0 | 40.96 |
| 2207 Plainfield Twp Pct 7 | 2388 | 1102 | 776 | 325 | 0 | 46.15 |
| 2208 Plainfield Twp Pct 8 | 2781 | 1224 | 730 | 494 | 0 | 44.01 |
| 2209 Plainfield Twp Pct 9 | 2331 | 890 | 586 | 304 | 0 | 38.18 |
| 2210 Plainfield Twp Pct 10 | 1669 | 812 | 546 | 266 | 0 | 48.65 |
| 2211 Plainfield Twp Pct 11 | 1685 | 900 | 643 | 257 | 0 | 53.41 |
| 2301 Rockford Precinct 1 | 1845 | 799 | 457 | 342 | 0 | 43.31 |
| 2302 Rockford Precinct 2 | 2309 | 1036 | 640 | 396 | 0 | 44.87 |
| 2401 Solon Township Pct 1 | 1767 | 628 | 466 | 162 | 0 | 35.54 |
| 2402 Solon Township Pct 2 | 2626 | 861 | 628 | 233 | 0 | 32.79 |
| 2501 Sparta Township Pct 1 | 2793 | 1010 | 601 | 409 | 0 | 36.16 |
| 2502 Sparta Township Pct 2 | 1452 | 499 | 344 | 155 | 0 | 34.37 |
| 2503 Sparta Township Pct 3 | 1907 | 667 | 466 | 201 | 0 | 34.98 |
| 2601 Spencer Township Pct 1 | 2672 | 1046 | 703 | 343 | 0 | 39.15 |
| 2701 Tyrone Township Pct 1 | 1766 | 629 | 441 | 188 | 0 | 35.62 |
| 2702 Tyrone Township Pct 2 | 1328 | 461 | 337 | 124 | 0 | 34.71 |
| 2801 Vergennes Township Pct 1 | 1797 | 791 | 607 | 184 | 0 | 44.02 |
| 2802 Vergennes Township Pct 2 | 1582 | 652 | 444 | 208 | 0 | 41.21 |
| 2911 Walker Ward 1 Pct 1 | 2053 | 599 | 263 | 336 | 0 | 29.18 |
| 2912 Walker Ward 1 Pct 2 | 1707 | 744 | 443 | 301 | 0 | 43.59 |
| 2913 Walker Ward 1 Pct 3 | 1947 | 840 | 488 | 352 | 0 | 43.14 |
| 2924 Walker Ward 2 Pct 4 | 2165 | 926 | 647 | 279 | 0 | 42.77 |
| 2925 Walker Ward 2 Pct 5 | 1899 | 882 | 566 | 316 | 0 | 46.45 |
| 2926 Walker Ward 2 Pct 6 | 1667 | 694 | 426 | 268 | 0 | 41.63 |
| 2937 Walker Ward 3 Pct 7 | 1899 | 783 | 477 | 306 | 0 | 41.23 |
| 2938 Walker Ward 3 Pct 8 | 1745 | 797 | 579 | 218 | 0 | 45.67 |
| 2939 Walker Ward 3 Pct 9 | 1938 | 845 | 501 | 344 | 0 | 43.60 |

OFFICIAL RESULTS

RUN DATE:03/15/16 09:01 AM

PRESIDENTIAL PRIMARY
MARCH 8, 2016
KENT COUNTY, MICHIGAN
STATISTICS

OFFICIAL RESULTS

REPORT-EL52

PAGE 0005

| | | | | |
|--------------------------------|---------|---------------------------------|--------|---------|
| 01 = REGISTERED VOTERS - TOTAL | 436,181 | 04 = BALLOTS CAST - DEMOCRATIC | TOTAL | PERCENT |
| 02 = BALLOTS CAST - TOTAL | 171,454 | 05 = BALLOTS CAST - NONPARTISAN | 70,722 | 41.25 |
| 03 = BALLOTS CAST - REPUBLICAN | 100,536 | 06 = VOTER TURNOUT - TOTAL | 175 | .10 |
| | 58.64 | | | 39.31 |

(CONTINUED FROM PREVIOUS PAGE)

| | 01 | 02 | 03 | 04 | 05 | 06 |
|----------------------------|------|-----|-----|-----|----|-------|
| 3101 Wyoming Ward 1 Pct 1 | 1817 | 457 | 206 | 251 | 0 | 25.15 |
| 3102 Wyoming Ward 1 Pct 2 | 1252 | 234 | 97 | 137 | 0 | 18.69 |
| 3103 Wyoming Ward 1 Pct 3 | 2041 | 504 | 225 | 279 | 0 | 24.69 |
| 3104 Wyoming Ward 1 Pct 4 | 1945 | 643 | 349 | 294 | 0 | 33.06 |
| 3105 Wyoming Ward 1 Pct 5 | 2071 | 565 | 283 | 282 | 0 | 27.28 |
| 3106 Wyoming Ward 1 Pct 6 | 1426 | 385 | 187 | 198 | 0 | 27.00 |
| 3107 Wyoming Ward 1 Pct 7 | 1812 | 677 | 442 | 235 | 0 | 37.36 |
| 3108 Wyoming Ward 1 Pct 8 | 1255 | 344 | 181 | 163 | 0 | 27.41 |
| 3109 Wyoming Ward 1 Pct 9 | 2183 | 545 | 241 | 304 | 0 | 24.97 |
| 3210 Wyoming Ward 2 Pct 10 | 1433 | 354 | 166 | 188 | 0 | 24.70 |
| 3211 Wyoming Ward 2 Pct 11 | 1241 | 287 | 109 | 178 | 0 | 23.13 |
| 3212 Wyoming Ward 2 Pct 12 | 1268 | 306 | 123 | 183 | 0 | 24.13 |
| 3213 Wyoming Ward 2 Pct 13 | 1597 | 506 | 286 | 220 | 0 | 31.68 |
| 3214 Wyoming Ward 2 Pct 14 | 1137 | 412 | 265 | 147 | 0 | 36.24 |
| 3215 Wyoming Ward 2 Pct 15 | 955 | 358 | 201 | 157 | 0 | 37.49 |
| 3216 Wyoming Ward 2 Pct 16 | 1284 | 447 | 274 | 173 | 0 | 34.81 |
| 3217 Wyoming Ward 2 Pct 17 | 1925 | 433 | 180 | 253 | 0 | 22.49 |
| 3218 Wyoming Ward 2 Pct 18 | 1219 | 391 | 214 | 177 | 0 | 32.08 |
| 3219 Wyoming Ward 2 Pct 19 | 1866 | 609 | 277 | 332 | 0 | 32.64 |
| 3220 Wyoming Ward 2 Pct 20 | 1900 | 588 | 303 | 285 | 0 | 30.95 |
| 3321 Wyoming Ward 3 Pct 21 | 2224 | 787 | 482 | 305 | 0 | 35.39 |
| 3322 Wyoming Ward 3 Pct 22 | 1335 | 501 | 282 | 219 | 0 | 37.53 |
| 3323 Wyoming Ward 3 Pct 23 | 2187 | 704 | 356 | 348 | 0 | 32.19 |
| 3324 Wyoming Ward 3 Pct 24 | 2203 | 746 | 423 | 323 | 0 | 33.86 |
| 3325 Wyoming Ward 3 Pct 25 | 1609 | 701 | 518 | 183 | 0 | 43.57 |
| 3326 Wyoming Ward 3 Pct 26 | 1205 | 536 | 347 | 189 | 0 | 44.48 |
| 3327 Wyoming Ward 3 Pct 27 | 1172 | 426 | 285 | 141 | 0 | 36.35 |
| 3328 Wyoming Ward 3 Pct 28 | 1909 | 821 | 589 | 232 | 0 | 43.01 |
| 3329 Wyoming Ward 3 Pct 29 | 1474 | 607 | 431 | 176 | 0 | 41.18 |
| 3330 Wyoming Ward 3 Pct 30 | 1732 | 759 | 604 | 155 | 0 | 43.82 |

OFFICIAL RESULTS

RUN DATE:03/15/16 09:01 AM

PRESIDENTIAL PRIMARY
MARCH 8, 2016
KENT COUNTY, MICHIGAN
Republican

OFFICIAL RESULTS

REPORT-EL52

PAGE 0006

PRESIDENT OF THE UNITED STATES

Vote for not more than 1

| | | |
|---------------------|--------|-------|
| 01 = Jeb Bush | 853 | .85 |
| 02 = Ben Carson | 1,855 | 1.85 |
| 03 = Chris Christie | 211 | .21 |
| 04 = Ted Cruz | 35,233 | 35.07 |
| 05 = Carly Fiorina | 102 | .10 |
| 06 = Lindsey Graham | 25 | .02 |
| 07 = Mike Huckabee | 210 | .21 |
| 08 = John R. Kasich | 25,599 | 25.48 |

| | | |
|----------------------|--------|-------|
| 09 = George Pataki | 46 | .05 |
| 10 = Rand Paul | 253 | .25 |
| 11 = Marco Rubio | 11,572 | 11.52 |
| 12 = Rick Santorum | 90 | .09 |
| 13 = Donald J. Trump | 22,798 | 22.69 |
| 14 = Uncommitted | 1,560 | 1.55 |
| 15 = Write-In | 51 | .05 |

| | 01 | 02 | 03 | 04 | 05 | 06 | 07 | 08 | 09 | 10 | 11 | 12 | 13 | 14 | 15 |
|--|----|----|----|----|----|----|----|----|----|----|----|----|----|----|----|
|--|----|----|----|----|----|----|----|----|----|----|----|----|----|----|----|

| | | | | | | | | | | | | | | | |
|-------------------------------|---|----|---|-----|---|---|---|-----|---|---|-----|---|-----|----|---|
| 0101 Ada Township Pct 1 | 2 | 5 | 2 | 87 | 0 | 0 | 0 | 118 | 1 | 0 | 66 | 0 | 85 | 7 | 0 |
| 0102 Ada Township Pct 2 | 2 | 5 | 3 | 167 | 0 | 0 | 0 | 236 | 0 | 2 | 64 | 0 | 127 | 3 | 0 |
| 0103 Ada Township Pct 3 | 0 | 3 | 1 | 106 | 1 | 0 | 0 | 115 | 0 | 0 | 50 | 0 | 81 | 10 | 0 |
| 0104 Ada Township Pct 4 | 6 | 4 | 0 | 130 | 0 | 0 | 0 | 116 | 0 | 0 | 53 | 0 | 72 | 6 | 0 |
| 0105 Ada Township Pct 5 | 2 | 2 | 1 | 230 | 0 | 0 | 0 | 192 | 0 | 1 | 61 | 0 | 137 | 5 | 0 |
| 0106 Ada Township Pct 6 | 2 | 1 | 0 | 59 | 1 | 1 | 0 | 83 | 0 | 0 | 34 | 1 | 53 | 0 | 0 |
| 0107 Ada Township Pct 7 | 0 | 2 | 0 | 106 | 0 | 0 | 0 | 126 | 0 | 1 | 42 | 0 | 65 | 5 | 0 |
| 0108 Ada Township Pct 8 | 2 | 0 | 0 | 122 | 0 | 0 | 0 | 101 | 1 | 1 | 28 | 0 | 75 | 6 | 0 |
| 0201 Algoma Township Pct 1 | 3 | 12 | 0 | 143 | 1 | 0 | 0 | 53 | 1 | 0 | 35 | 0 | 111 | 8 | 0 |
| 0202 Algoma Township Pct 2 | 7 | 9 | 0 | 189 | 0 | 0 | 1 | 92 | 0 | 1 | 52 | 0 | 120 | 8 | 0 |
| 0203 Algoma Township Pct 3 | 4 | 9 | 0 | 177 | 0 | 1 | 1 | 65 | 0 | 2 | 46 | 0 | 134 | 11 | 1 |
| 0204 Algoma Township Pct 4 | 3 | 4 | 2 | 147 | 0 | 0 | 0 | 88 | 0 | 1 | 50 | 0 | 92 | 4 | 0 |
| 0205 Algoma Township Pct 5 | 5 | 11 | 0 | 218 | 0 | 0 | 0 | 127 | 0 | 1 | 61 | 0 | 116 | 12 | 1 |
| 0301 Alpine Township Pct 1 | 3 | 5 | 1 | 96 | 0 | 0 | 0 | 69 | 0 | 1 | 23 | 1 | 77 | 2 | 0 |
| 0302 Alpine Township Pct 2 | 3 | 5 | 1 | 91 | 0 | 0 | 0 | 46 | 1 | 1 | 27 | 0 | 81 | 10 | 1 |
| 0303 Alpine Township Pct 3 | 7 | 1 | 1 | 194 | 2 | 0 | 1 | 120 | 0 | 2 | 46 | 0 | 148 | 21 | 0 |
| 0304 Alpine Township Pct 4 | 2 | 8 | 0 | 147 | 0 | 0 | 0 | 72 | 0 | 0 | 50 | 0 | 143 | 9 | 0 |
| 0305 Alpine Township Pct 5 | 0 | 6 | 2 | 110 | 0 | 0 | 0 | 49 | 0 | 0 | 25 | 1 | 76 | 8 | 0 |
| 0306 Alpine Township Pct 6 | 2 | 1 | 0 | 32 | 0 | 0 | 0 | 7 | 0 | 2 | 8 | 0 | 39 | 1 | 1 |
| 0401 Bowne Township Pct 1 | 3 | 14 | 0 | 320 | 0 | 0 | 0 | 194 | 0 | 3 | 79 | 0 | 223 | 3 | 1 |
| 0501 Byron Township Pct 1 | 7 | 18 | 1 | 413 | 2 | 0 | 2 | 197 | 0 | 3 | 122 | 0 | 204 | 14 | 0 |
| 0502 Byron Township Pct 2 | 5 | 20 | 0 | 393 | 1 | 0 | 0 | 223 | 0 | 4 | 137 | 0 | 179 | 12 | 0 |
| 0503 Byron Township Pct 3 | 2 | 9 | 1 | 150 | 0 | 0 | 2 | 60 | 0 | 1 | 39 | 0 | 104 | 5 | 0 |
| 0504 Byron Township Pct 4 - 2 | 0 | 1 | 0 | 9 | 0 | 0 | 0 | 6 | 0 | 0 | 6 | 0 | 4 | 0 | 0 |
| 0505 Byron Township Pct 4 - 3 | 4 | 10 | 2 | 407 | 1 | 0 | 0 | 143 | 0 | 0 | 81 | 1 | 130 | 7 | 0 |
| 0506 Byron Township Pct 5 | 8 | 14 | 4 | 463 | 1 | 0 | 0 | 174 | 0 | 5 | 92 | 1 | 151 | 6 | 0 |
| 0507 Byron Township Pct 6 | 3 | 3 | 0 | 224 | 0 | 0 | 1 | 132 | 0 | 2 | 51 | 0 | 109 | 1 | 0 |
| 0508 Byron Township Pct 7 | 8 | 17 | 0 | 265 | 1 | 0 | 2 | 117 | 0 | 1 | 63 | 0 | 140 | 8 | 0 |
| 0509 Byron Township Pct 8 | 7 | 27 | 6 | 245 | 0 | 0 | 2 | 159 | 1 | 3 | 90 | 0 | 148 | 25 | 1 |
| 0601 Caledonia Township Pct 1 | 3 | 4 | 2 | 130 | 0 | 0 | 1 | 67 | 0 | 1 | 23 | 0 | 61 | 13 | 0 |
| 0602 Caledonia Township Pct 2 | 1 | 13 | 0 | 297 | 0 | 0 | 3 | 196 | 0 | 3 | 95 | 0 | 205 | 17 | 0 |
| 0603 Caledonia Township Pct 3 | 6 | 13 | 2 | 377 | 1 | 1 | 1 | 224 | 0 | 4 | 89 | 0 | 227 | 12 | 1 |
| 0604 Caledonia Township Pct 4 | 2 | 6 | 1 | 184 | 1 | 1 | 2 | 126 | 0 | 3 | 43 | 0 | 109 | 4 | 0 |
| 0605 Caledonia Township Pct 5 | 6 | 8 | 0 | 261 | 1 | 0 | 2 | 158 | 0 | 0 | 59 | 1 | 178 | 5 | 0 |
| 0701 Cannon Township Pct 1 | 1 | 10 | 0 | 260 | 0 | 0 | 0 | 168 | 0 | 1 | 70 | 0 | 131 | 6 | 0 |
| 0702 Cannon Township Pct 2 | 0 | 11 | 0 | 200 | 0 | 0 | 1 | 131 | 0 | 2 | 55 | 0 | 150 | 6 | 0 |
| 0703 Cannon Township Pct 3 | 1 | 5 | 0 | 186 | 2 | 0 | 0 | 148 | 0 | 1 | 57 | 2 | 124 | 4 | 1 |
| 0704 Cannon Township Pct 4 | 4 | 11 | 0 | 232 | 1 | 0 | 2 | 195 | 0 | 3 | 101 | 1 | 184 | 10 | 0 |
| 0705 Cannon Township Pct 5 | 7 | 5 | 1 | 162 | 0 | 0 | 0 | 159 | 0 | 1 | 57 | 0 | 145 | 16 | 0 |
| 0706 Cannon Township Pct 6 | 2 | 9 | 6 | 190 | 1 | 0 | 1 | 162 | 0 | 5 | 66 | 0 | 138 | 4 | 0 |
| 0801 Cascade Township Pct 1 | 4 | 8 | 3 | 107 | 0 | 0 | 0 | 182 | 2 | 0 | 70 | 0 | 87 | 11 | 0 |
| 0802 Cascade Township Pct 2 | 1 | 9 | 1 | 222 | 1 | 0 | 1 | 267 | 0 | 0 | 83 | 0 | 165 | 5 | 1 |
| 0803 Cascade Township Pct 3 | 7 | 14 | 2 | 224 | 2 | 0 | 0 | 345 | 1 | 2 | 113 | 0 | 157 | 11 | 1 |
| 0804 Cascade Township Pct 4 | 5 | 7 | 4 | 175 | 1 | 0 | 1 | 258 | 0 | 0 | 90 | 1 | 158 | 14 | 0 |
| 0805 Cascade Township Pct 5 | 1 | 2 | 0 | 161 | 0 | 0 | 0 | 112 | 0 | 2 | 50 | 2 | 113 | 3 | 0 |
| 0806 Cascade Township Pct 6 | 0 | 8 | 0 | 124 | 1 | 0 | 0 | 200 | 1 | 1 | 52 | 0 | 100 | 9 | 0 |
| 0807 Cascade Township Pct 7 | 0 | 7 | 2 | 132 | 0 | 0 | 1 | 155 | 0 | 0 | 61 | 0 | 77 | 4 | 0 |

OFFICIAL RESULTS

RUN DATE:03/15/16 09:01 AM

PRESIDENTIAL PRIMARY
MARCH 8, 2016
KENT COUNTY, MICHIGAN
Republican

OFFICIAL RESULTS

REPORT-EL52

PAGE 0007

PRESIDENT OF THE UNITED STATES

VOTES PERCENT

VOTES PERCENT

Vote for not more than 1

| | | | | |
|---------------------|--------|-------|----------------------|--------------|
| 01 = Jeb Bush | 853 | .85 | | |
| 02 = Ben Carson | 1,855 | 1.85 | 09 = George Pataki | 46 .05 |
| 03 = Chris Christie | 211 | .21 | 10 = Rand Paul | 253 .25 |
| 04 = Ted Cruz | 35,233 | 35.07 | 11 = Marco Rubio | 11,572 11.52 |
| 05 = Carly Fiorina | 102 | .10 | 12 = Rick Santorum | 90 .09 |
| 06 = Lindsey Graham | 25 | .02 | 13 = Donald J. Trump | 22,798 22.69 |
| 07 = Mike Huckabee | 210 | .21 | 14 = Uncommitted | 1,560 1.55 |
| 08 = John R. Kasich | 25,599 | 25.48 | 15 = Write-In | 51 .05 |

(CONTINUED FROM PREVIOUS PAGE)

| | 01 | 02 | 03 | 04 | 05 | 06 | 07 | 08 | 09 | 10 | 11 | 12 | 13 | 14 | 15 |
|-------------------------------|----|----|----|-----|----|----|----|-----|----|----|-----|----|-----|----|----|
| 0808 Cascade Township Pct 8 | 4 | 2 | 1 | 135 | 1 | 0 | 1 | 216 | 0 | 1 | 66 | 0 | 106 | 5 | 0 |
| 0901 Cedar Springs Precinct 1 | 2 | 7 | 1 | 147 | 0 | 1 | 1 | 48 | 0 | 2 | 36 | 0 | 109 | 14 | 0 |
| 1001 Courtland Township Pct 1 | 4 | 12 | 0 | 197 | 0 | 0 | 2 | 152 | 2 | 1 | 55 | 0 | 152 | 6 | 0 |
| 1002 Courtland Township Pct 2 | 1 | 12 | 0 | 243 | 1 | 0 | 3 | 113 | 0 | 1 | 63 | 1 | 149 | 4 | 0 |
| 1003 Courtland Township Pct 3 | 3 | 9 | 0 | 248 | 1 | 0 | 2 | 140 | 0 | 0 | 65 | 1 | 162 | 4 | 0 |
| 1111 EGR Ward 1 Pct 1 | 3 | 2 | 1 | 57 | 2 | 0 | 1 | 182 | 0 | 0 | 53 | 1 | 89 | 4 | 0 |
| 1112 EGR Ward 1 Pct 2 | 5 | 3 | 2 | 86 | 0 | 0 | 0 | 211 | 0 | 0 | 56 | 0 | 82 | 4 | 1 |
| 1123 EGR Ward 2 Pct 3 | 4 | 3 | 0 | 84 | 2 | 0 | 0 | 202 | 1 | 0 | 54 | 1 | 87 | 4 | 0 |
| 1124 EGR Ward 2 Pct 4 | 3 | 2 | 1 | 95 | 0 | 0 | 0 | 207 | 0 | 0 | 44 | 1 | 52 | 7 | 0 |
| 1135 EGR Ward 3 Pct 5 | 6 | 3 | 0 | 65 | 2 | 0 | 1 | 243 | 1 | 1 | 61 | 1 | 54 | 3 | 0 |
| 1136 EGR Ward 3 Pct 6 | 1 | 3 | 1 | 52 | 1 | 0 | 0 | 198 | 0 | 0 | 41 | 0 | 63 | 3 | 0 |
| 1201 Gaines Township Pct 1 | 3 | 15 | 1 | 326 | 1 | 0 | 1 | 132 | 0 | 0 | 67 | 1 | 174 | 4 | 0 |
| 1202 Gaines Township Pct 2 | 3 | 5 | 2 | 141 | 1 | 0 | 0 | 112 | 0 | 1 | 71 | 0 | 101 | 7 | 0 |
| 1203 Gaines Township Pct 3 | 7 | 12 | 1 | 311 | 1 | 0 | 2 | 125 | 1 | 0 | 62 | 0 | 91 | 6 | 0 |
| 1204 Gaines Township Pct 4 | 2 | 15 | 0 | 142 | 0 | 0 | 0 | 52 | 0 | 1 | 41 | 0 | 93 | 8 | 0 |
| 1205 Gaines Township Pct 5 | 1 | 9 | 1 | 89 | 0 | 0 | 1 | 51 | 0 | 2 | 21 | 0 | 66 | 1 | 0 |
| 1206 Gaines Township Pct 6 | 2 | 12 | 0 | 323 | 1 | 0 | 0 | 203 | 0 | 0 | 94 | 0 | 128 | 6 | 0 |
| 1207 Gaines Township Pct 7 | 4 | 21 | 1 | 389 | 0 | 1 | 0 | 196 | 0 | 0 | 103 | 3 | 165 | 16 | 0 |
| 1208 Gaines Township Pct 8 | 5 | 24 | 5 | 273 | 3 | 0 | 0 | 98 | 0 | 0 | 71 | 0 | 156 | 15 | 0 |
| 1209 Gaines Township Pct 9 | 2 | 12 | 0 | 194 | 0 | 0 | 0 | 94 | 0 | 0 | 47 | 0 | 86 | 2 | 0 |
| 1301 Grand Rapids W1 P1 | 2 | 7 | 0 | 60 | 0 | 0 | 1 | 47 | 0 | 1 | 20 | 0 | 63 | 1 | 1 |
| 1302 Grand Rapids W1 P2 | 1 | 0 | 1 | 15 | 0 | 0 | 0 | 22 | 0 | 0 | 8 | 0 | 22 | 2 | 0 |
| 1303 Grand Rapids W1 P3 | 1 | 5 | 0 | 147 | 1 | 1 | 1 | 156 | 0 | 0 | 47 | 1 | 52 | 6 | 1 |
| 1304 Grand Rapids W1 P4 | 1 | 3 | 1 | 74 | 0 | 0 | 0 | 118 | 0 | 2 | 50 | 0 | 30 | 4 | 0 |
| 1305 Grand Rapids W1 P5 | 2 | 4 | 0 | 41 | 0 | 0 | 0 | 38 | 0 | 0 | 17 | 1 | 32 | 0 | 0 |
| 1306 Grand Rapids W1 P6 | 9 | 10 | 1 | 145 | 1 | 0 | 2 | 120 | 1 | 0 | 66 | 0 | 150 | 10 | 0 |
| 1307 Grand Rapids W1 P7 | 3 | 10 | 1 | 70 | 1 | 0 | 0 | 48 | 0 | 1 | 29 | 2 | 63 | 4 | 0 |
| 1308 Grand Rapids W1 P8 | 1 | 7 | 0 | 95 | 0 | 0 | 0 | 82 | 1 | 0 | 38 | 0 | 90 | 2 | 2 |
| 1309 Grand Rapids W1 P9 | 0 | 0 | 1 | 30 | 0 | 0 | 0 | 40 | 1 | 0 | 20 | 0 | 27 | 1 | 0 |
| 1310 Grand Rapids W1 P10 | 7 | 4 | 1 | 92 | 0 | 0 | 0 | 62 | 0 | 0 | 30 | 2 | 77 | 7 | 1 |
| 1311 Grand Rapids W1 P11 | 3 | 9 | 1 | 81 | 0 | 0 | 1 | 72 | 0 | 0 | 33 | 0 | 60 | 1 | 0 |
| 1312 Grand Rapids W1 P12 | 3 | 3 | 0 | 41 | 0 | 0 | 1 | 23 | 1 | 0 | 15 | 0 | 29 | 1 | 0 |
| 1313 Grand Rapids W1 P13 | 1 | 4 | 1 | 38 | 0 | 1 | 0 | 64 | 0 | 0 | 24 | 0 | 50 | 0 | 0 |
| 1314 Grand Rapids W1 P14 | 4 | 11 | 1 | 132 | 1 | 0 | 0 | 73 | 0 | 0 | 47 | 0 | 71 | 7 | 0 |
| 1315 Grand Rapids W1 P15 | 1 | 0 | 2 | 17 | 0 | 0 | 0 | 5 | 0 | 1 | 6 | 0 | 15 | 0 | 0 |
| 1316 Grand Rapids W1 P16 | 2 | 1 | 0 | 22 | 0 | 0 | 0 | 6 | 0 | 0 | 9 | 0 | 20 | 0 | 0 |
| 1317 Grand Rapids W1 P17 | 2 | 5 | 0 | 91 | 0 | 0 | 6 | 39 | 0 | 0 | 30 | 0 | 78 | 6 | 0 |
| 1318 Grand Rapids W1 P18 | 0 | 1 | 0 | 3 | 0 | 0 | 0 | 6 | 0 | 1 | 1 | 0 | 5 | 1 | 0 |
| 1319 Grand Rapids W1 P19 | 2 | 4 | 1 | 68 | 0 | 0 | 0 | 44 | 0 | 2 | 27 | 0 | 81 | 0 | 0 |
| 1320 Grand Rapids W1 P20 | 15 | 21 | 2 | 188 | 3 | 0 | 3 | 172 | 0 | 4 | 94 | 1 | 138 | 13 | 0 |
| 1321 Grand Rapids W1 P21 | 3 | 10 | 1 | 182 | 1 | 0 | 2 | 133 | 0 | 2 | 76 | 1 | 135 | 9 | 0 |
| 1322 Grand Rapids W1 P22 | 0 | 1 | 0 | 7 | 0 | 0 | 0 | 6 | 0 | 1 | 2 | 0 | 5 | 0 | 0 |
| 1323 Grand Rapids W1 P23 | 6 | 10 | 1 | 159 | 0 | 0 | 1 | 126 | 0 | 0 | 78 | 0 | 156 | 4 | 0 |
| 1324 Grand Rapids W1 P24 | 0 | 1 | 0 | 13 | 0 | 0 | 0 | 5 | 0 | 0 | 1 | 0 | 5 | 0 | 0 |
| 1325 Grand Rapids W2 P25 | 0 | 1 | 0 | 25 | 0 | 0 | 0 | 31 | 0 | 0 | 15 | 0 | 21 | 1 | 0 |
| 1326 Grand Rapids W2 P26 | 2 | 4 | 0 | 87 | 0 | 0 | 0 | 64 | 0 | 2 | 39 | 0 | 56 | 3 | 0 |
| 1327 Grand Rapids W2 P27 | 2 | 3 | 0 | 59 | 0 | 0 | 0 | 44 | 0 | 2 | 16 | 0 | 43 | 3 | 1 |
| 1328 Grand Rapids W2 P28 | 2 | 7 | 1 | 100 | 0 | 0 | 0 | 76 | 0 | 2 | 33 | 1 | 59 | 2 | 0 |

OFFICIAL RESULTS

RUN DATE:03/15/16 09:01 AM

PRESIDENTIAL PRIMARY
MARCH 8, 2016
KENT COUNTY, MICHIGAN
Republican

OFFICIAL RESULTS

REPORT-EL52

PAGE 0008

PRESIDENT OF THE UNITED STATES

Vote for not more than 1

| | | |
|---------------------|--------|-------|
| 01 = Jeb Bush | 853 | .85 |
| 02 = Ben Carson | 1,855 | 1.85 |
| 03 = Chris Christie | 211 | .21 |
| 04 = Ted Cruz | 35,233 | 35.07 |
| 05 = Carly Fiorina | 102 | .10 |
| 06 = Lindsey Graham | 25 | .02 |
| 07 = Mike Huckabee | 210 | .21 |
| 08 = John R. Kasich | 25,599 | 25.48 |

| | | |
|----------------------|--------|-------|
| 09 = George Pataki | 46 | .05 |
| 10 = Rand Paul | 253 | .25 |
| 11 = Marco Rubio | 11,572 | 11.52 |
| 12 = Rick Santorum | 90 | .09 |
| 13 = Donald J. Trump | 22,798 | 22.69 |
| 14 = Uncommitted | 1,560 | 1.55 |
| 15 = Write-In | 51 | .05 |

(CONTINUED FROM PREVIOUS PAGE)

| | 01 | 02 | 03 | 04 | 05 | 06 | 07 | 08 | 09 | 10 | 11 | 12 | 13 | 14 | 15 |
|--------------------------|----|----|----|-----|----|----|----|-----|----|----|-----|----|-----|----|----|
| 1329 Grand Rapids W2 P29 | 0 | 4 | 0 | 67 | 0 | 0 | 0 | 16 | 0 | 0 | 11 | 1 | 32 | 4 | 0 |
| 1330 Grand Rapids W2 P30 | 3 | 7 | 1 | 101 | 0 | 0 | 0 | 116 | 0 | 2 | 47 | 0 | 48 | 6 | 1 |
| 1331 Grand Rapids W2 P31 | 3 | 3 | 0 | 98 | 0 | 0 | 1 | 52 | 0 | 1 | 21 | 0 | 79 | 1 | 0 |
| 1332 Grand Rapids W2 P32 | 3 | 1 | 0 | 37 | 0 | 0 | 0 | 34 | 0 | 1 | 19 | 0 | 28 | 0 | 0 |
| 1333 Grand Rapids W2 P33 | 4 | 5 | 0 | 39 | 0 | 0 | 2 | 50 | 0 | 1 | 28 | 0 | 18 | 0 | 0 |
| 1334 Grand Rapids W2 P34 | 2 | 4 | 2 | 99 | 0 | 0 | 0 | 64 | 0 | 2 | 38 | 0 | 75 | 4 | 0 |
| 1335 Grand Rapids W2 P35 | 3 | 5 | 3 | 155 | 0 | 0 | 1 | 137 | 0 | 2 | 51 | 1 | 97 | 7 | 0 |
| 1336 Grand Rapids W2 P36 | 1 | 5 | 1 | 45 | 0 | 0 | 1 | 21 | 0 | 1 | 16 | 1 | 37 | 5 | 0 |
| 1337 Grand Rapids W2 P37 | 3 | 10 | 0 | 174 | 0 | 0 | 2 | 127 | 0 | 0 | 55 | 3 | 102 | 9 | 1 |
| 1338 Grand Rapids W2 P38 | 1 | 5 | 0 | 74 | 0 | 0 | 0 | 106 | 0 | 1 | 29 | 0 | 58 | 0 | 0 |
| 1339 Grand Rapids W2 P39 | 2 | 0 | 0 | 19 | 0 | 0 | 0 | 36 | 0 | 0 | 22 | 0 | 16 | 2 | 0 |
| 1340 Grand Rapids W2 P40 | 0 | 3 | 0 | 50 | 0 | 0 | 0 | 80 | 1 | 0 | 20 | 1 | 18 | 0 | 0 |
| 1341 Grand Rapids W2 P41 | 5 | 7 | 0 | 178 | 1 | 0 | 0 | 88 | 0 | 2 | 41 | 0 | 119 | 9 | 0 |
| 1342 Grand Rapids W2 P42 | 0 | 8 | 0 | 153 | 1 | 0 | 0 | 107 | 0 | 0 | 38 | 0 | 90 | 5 | 0 |
| 1343 Grand Rapids W2 P43 | 2 | 11 | 0 | 102 | 0 | 0 | 3 | 109 | 1 | 1 | 26 | 0 | 84 | 3 | 0 |
| 1344 Grand Rapids W2 P44 | 8 | 13 | 6 | 152 | 0 | 0 | 1 | 111 | 1 | 0 | 54 | 1 | 93 | 17 | 0 |
| 1345 Grand Rapids W2 P45 | 4 | 10 | 0 | 191 | 1 | 0 | 0 | 182 | 0 | 3 | 81 | 0 | 110 | 10 | 0 |
| 1346 Grand Rapids W2 P46 | 11 | 8 | 2 | 118 | 0 | 0 | 3 | 110 | 0 | 2 | 58 | 0 | 73 | 6 | 0 |
| 1347 Grand Rapids W2 P47 | 10 | 7 | 3 | 100 | 0 | 0 | 2 | 158 | 0 | 2 | 56 | 1 | 98 | 9 | 0 |
| 1348 Grand Rapids W2 P48 | 0 | 4 | 0 | 42 | 0 | 0 | 0 | 42 | 0 | 1 | 14 | 0 | 23 | 0 | 0 |
| 1349 Grand Rapids W2 P49 | 1 | 2 | 0 | 38 | 0 | 1 | 1 | 89 | 0 | 0 | 18 | 0 | 23 | 0 | 0 |
| 1350 Grand Rapids W2 P50 | 1 | 1 | 1 | 40 | 0 | 0 | 0 | 85 | 0 | 0 | 34 | 0 | 32 | 1 | 0 |
| 1351 Grand Rapids W3 P51 | 2 | 3 | 0 | 74 | 0 | 0 | 1 | 45 | 0 | 1 | 17 | 0 | 47 | 4 | 0 |
| 1352 Grand Rapids W3 P52 | 0 | 0 | 0 | 11 | 0 | 0 | 0 | 20 | 0 | 2 | 8 | 0 | 2 | 0 | 1 |
| 1353 Grand Rapids W3 P53 | 21 | 65 | 1 | 157 | 0 | 0 | 3 | 222 | 0 | 3 | 136 | 1 | 77 | 21 | 1 |
| 1354 Grand Rapids W3 P54 | 2 | 2 | 0 | 114 | 0 | 0 | 0 | 166 | 0 | 0 | 58 | 0 | 41 | 6 | 0 |
| 1355 Grand Rapids W3 P55 | 4 | 7 | 0 | 179 | 0 | 0 | 2 | 213 | 0 | 1 | 56 | 0 | 69 | 6 | 0 |
| 1356 Grand Rapids W3 P56 | 22 | 11 | 1 | 149 | 0 | 0 | 1 | 159 | 2 | 1 | 63 | 0 | 89 | 6 | 0 |
| 1357 Grand Rapids W3 P57 | 1 | 4 | 0 | 77 | 0 | 1 | 2 | 62 | 1 | 0 | 41 | 0 | 38 | 3 | 0 |
| 1358 Grand Rapids W3 P58 | 4 | 5 | 1 | 123 | 0 | 0 | 2 | 153 | 1 | 0 | 66 | 0 | 74 | 8 | 0 |
| 1359 Grand Rapids W3 P59 | 17 | 17 | 0 | 109 | 2 | 0 | 1 | 156 | 0 | 3 | 49 | 0 | 53 | 5 | 0 |
| 1360 Grand Rapids W3 P60 | 0 | 3 | 0 | 39 | 0 | 1 | 0 | 57 | 0 | 0 | 21 | 0 | 14 | 2 | 0 |
| 1361 Grand Rapids W3 P61 | 8 | 7 | 2 | 33 | 3 | 0 | 2 | 50 | 0 | 1 | 21 | 0 | 16 | 6 | 0 |
| 1362 Grand Rapids W3 P62 | 0 | 2 | 0 | 43 | 0 | 0 | 1 | 11 | 0 | 1 | 10 | 0 | 11 | 3 | 0 |
| 1363 Grand Rapids W3 P63 | 1 | 1 | 1 | 39 | 0 | 0 | 0 | 7 | 0 | 0 | 13 | 0 | 15 | 1 | 0 |
| 1364 Grand Rapids W3 P64 | 3 | 2 | 0 | 52 | 1 | 1 | 0 | 27 | 0 | 1 | 11 | 0 | 24 | 4 | 0 |
| 1365 Grand Rapids W3 P65 | 2 | 3 | 1 | 74 | 0 | 0 | 0 | 65 | 0 | 0 | 36 | 0 | 47 | 4 | 1 |
| 1366 Grand Rapids W3 P66 | 0 | 3 | 0 | 15 | 0 | 0 | 0 | 6 | 0 | 0 | 4 | 0 | 5 | 0 | 0 |
| 1367 Grand Rapids W3 P67 | 0 | 1 | 0 | 16 | 0 | 0 | 0 | 8 | 0 | 2 | 4 | 0 | 8 | 1 | 1 |
| 1368 Grand Rapids W3 P68 | 1 | 4 | 0 | 61 | 0 | 0 | 0 | 121 | 0 | 1 | 51 | 1 | 19 | 0 | 1 |
| 1369 Grand Rapids W3 P69 | 7 | 17 | 1 | 115 | 0 | 0 | 2 | 181 | 0 | 0 | 62 | 1 | 57 | 3 | 0 |
| 1370 Grand Rapids W3 P70 | 0 | 0 | 0 | 3 | 0 | 0 | 0 | 10 | 0 | 0 | 2 | 0 | 2 | 0 | 1 |
| 1371 Grand Rapids W3 P71 | 1 | 7 | 0 | 42 | 0 | 1 | 1 | 53 | 0 | 0 | 17 | 0 | 29 | 2 | 1 |
| 1372 Grand Rapids W3 P72 | 1 | 5 | 0 | 62 | 0 | 0 | 1 | 50 | 1 | 1 | 17 | 0 | 18 | 1 | 0 |
| 1373 Grand Rapids W3 P73 | 1 | 1 | 1 | 81 | 0 | 0 | 0 | 73 | 0 | 2 | 33 | 2 | 39 | 5 | 0 |
| 1374 Grand Rapids W3 P74 | 0 | 3 | 1 | 78 | 0 | 0 | 0 | 57 | 1 | 0 | 23 | 1 | 34 | 4 | 0 |
| 1375 Grand Rapids W3 P75 | 1 | 4 | 0 | 22 | 0 | 0 | 0 | 29 | 0 | 1 | 12 | 0 | 10 | 1 | 0 |
| 1376 Grand Rapids W3 P76 | 0 | 1 | 0 | 15 | 0 | 0 | 0 | 7 | 0 | 0 | 4 | 0 | 8 | 0 | 0 |

OFFICIAL RESULTS

RUN DATE:03/15/16 09:01 AM

PRESIDENTIAL PRIMARY
MARCH 8, 2016
KENT COUNTY, MICHIGAN
Republican

OFFICIAL RESULTS

REPORT-EL52

PAGE 0009

PRESIDENT OF THE UNITED STATES

VOTES PERCENT

VOTES PERCENT

Vote for not more than 1

01 = Jeb Bush 853 .85
02 = Ben Carson 1,855 1.85
03 = Chris Christie 211 .21
04 = Ted Cruz 35,233 35.07
05 = Carly Fiorina 102 .10
06 = Lindsey Graham 25 .02
07 = Mike Huckabee 210 .21
08 = John R. Kasich 25,599 25.48

09 = George Pataki 46 .05
10 = Rand Paul 253 .25
11 = Marco Rubio 11,572 11.52
12 = Rick Santorum 90 .09
13 = Donald J. Trump 22,798 22.69
14 = Uncommitted 1,560 1.55
15 = Write-In 51 .05

(CONTINUED FROM PREVIOUS PAGE)

| | 01 | 02 | 03 | 04 | 05 | 06 | 07 | 08 | 09 | 10 | 11 | 12 | 13 | 14 | 15 |
|------------------------------|----|----|----|-----|----|----|----|-----|----|----|-----|----|-----|----|----|
| 1377 Grand Rapids W3 P77 | 7 | 3 | 0 | 91 | 0 | 0 | 0 | 112 | 0 | 0 | 31 | 0 | 43 | 3 | 0 |
| 1401 Grand Rapids Twp Pct 1 | 5 | 4 | 1 | 150 | 0 | 1 | 0 | 184 | 0 | 0 | 77 | 1 | 91 | 10 | 0 |
| 1402 Grand Rapids Twp Pct 2 | 1 | 4 | 0 | 209 | 0 | 0 | 1 | 140 | 0 | 0 | 75 | 0 | 108 | 3 | 0 |
| 1403 Grand Rapids Twp Pct 3 | 24 | 12 | 3 | 108 | 0 | 0 | 1 | 276 | 1 | 1 | 97 | 0 | 113 | 17 | 0 |
| 1404 Grand Rapids Twp Pct 4 | 3 | 4 | 1 | 71 | 0 | 0 | 1 | 63 | 0 | 0 | 21 | 0 | 55 | 1 | 0 |
| 1405 Grand Rapids Twp Pct 5 | 1 | 3 | 0 | 111 | 1 | 0 | 1 | 145 | 0 | 0 | 47 | 1 | 75 | 3 | 0 |
| 1406 Grand Rapids Twp Pct 6 | 4 | 10 | 2 | 202 | 0 | 0 | 3 | 158 | 1 | 2 | 74 | 2 | 120 | 7 | 0 |
| 1407 Grand Rapids Twp Pct 7 | 1 | 5 | 2 | 102 | 2 | 0 | 0 | 53 | 0 | 1 | 19 | 0 | 71 | 2 | 0 |
| 1408 Grand Rapids Twp Pct 8 | 5 | 11 | 1 | 149 | 0 | 0 | 0 | 237 | 0 | 0 | 81 | 0 | 117 | 6 | 0 |
| 1409 Grand Rapids Twp Pct 9 | 2 | 10 | 2 | 232 | 1 | 0 | 1 | 174 | 0 | 1 | 78 | 0 | 105 | 3 | 0 |
| 1501 Grandville Precinct 1 | 6 | 14 | 0 | 165 | 0 | 0 | 2 | 73 | 0 | 4 | 53 | 1 | 102 | 6 | 0 |
| 1502 Grandville Precinct 2 | 8 | 9 | 2 | 204 | 0 | 0 | 1 | 93 | 0 | 3 | 55 | 1 | 99 | 2 | 0 |
| 1503 Grandville Precinct 3 | 10 | 11 | 3 | 291 | 0 | 0 | 3 | 151 | 2 | 0 | 69 | 2 | 100 | 12 | 0 |
| 1504 Grandville Precinct 4 | 13 | 9 | 3 | 252 | 2 | 0 | 0 | 236 | 0 | 0 | 89 | 0 | 132 | 20 | 1 |
| 1505 Grandville Precinct 5 | 5 | 16 | 2 | 293 | 0 | 0 | 1 | 185 | 0 | 1 | 80 | 0 | 125 | 12 | 0 |
| 1506 Grandville Precinct 6 | 0 | 13 | 3 | 239 | 2 | 0 | 0 | 169 | 2 | 0 | 62 | 1 | 99 | 13 | 1 |
| 1601 Grattan Township Pct 1 | 7 | 5 | 3 | 147 | 0 | 0 | 0 | 83 | 0 | 1 | 37 | 1 | 140 | 11 | 0 |
| 1602 Grattan Township Pct 2 | 2 | 7 | 0 | 141 | 2 | 0 | 2 | 100 | 1 | 0 | 45 | 1 | 125 | 7 | 0 |
| 1701 Kentwood Ward 1 Pct 1 | 4 | 7 | 1 | 105 | 1 | 2 | 1 | 60 | 0 | 2 | 45 | 0 | 94 | 9 | 1 |
| 1702 Kentwood Ward 1 Pct 2 | 0 | 7 | 1 | 210 | 0 | 0 | 1 | 141 | 0 | 2 | 61 | 1 | 135 | 11 | 0 |
| 1703 Kentwood Ward 1 Pct 3 | 2 | 10 | 0 | 129 | 1 | 0 | 1 | 87 | 0 | 2 | 32 | 0 | 77 | 5 | 1 |
| 1704 Kentwood Ward 1 Pct 4 | 2 | 5 | 0 | 54 | 0 | 0 | 2 | 21 | 0 | 0 | 14 | 0 | 55 | 4 | 0 |
| 1705 Kentwood Ward 1 Pct 5 | 1 | 6 | 0 | 83 | 0 | 0 | 2 | 31 | 0 | 0 | 18 | 0 | 47 | 0 | 0 |
| 1706 Kentwood Ward 1 Pct 6 | 1 | 8 | 2 | 104 | 1 | 0 | 1 | 58 | 0 | 0 | 41 | 1 | 96 | 17 | 1 |
| 1707 Kentwood Ward 1 Pct 7 | 3 | 12 | 1 | 118 | 0 | 0 | 0 | 58 | 0 | 1 | 33 | 0 | 74 | 2 | 0 |
| 1708 Kentwood Ward 1 Pct 8 | 6 | 14 | 0 | 226 | 0 | 0 | 1 | 159 | 0 | 0 | 81 | 1 | 147 | 5 | 0 |
| 1709 Kentwood Ward 1 Pct 9 | 5 | 10 | 0 | 102 | 0 | 0 | 2 | 66 | 1 | 1 | 28 | 0 | 82 | 5 | 1 |
| 1710 Kentwood Ward 2 Pct 10 | 1 | 6 | 0 | 193 | 0 | 0 | 1 | 145 | 0 | 0 | 64 | 1 | 127 | 11 | 0 |
| 1711 Kentwood Ward 2 Pct 11 | 4 | 10 | 2 | 213 | 1 | 0 | 1 | 200 | 0 | 3 | 103 | 0 | 134 | 5 | 0 |
| 1712 Kentwood Ward 2 Pct 12 | 2 | 6 | 1 | 140 | 1 | 1 | 0 | 74 | 0 | 1 | 47 | 0 | 91 | 6 | 0 |
| 1713 Kentwood Ward 2 Pct 13 | 9 | 26 | 3 | 131 | 3 | 1 | 1 | 125 | 1 | 1 | 98 | 0 | 71 | 23 | 0 |
| 1714 Kentwood Ward 2 Pct 14 | 6 | 13 | 1 | 163 | 0 | 0 | 2 | 123 | 0 | 0 | 51 | 0 | 103 | 11 | 0 |
| 1715 Kentwood Ward 2 Pct 15 | 6 | 6 | 0 | 97 | 0 | 0 | 0 | 63 | 0 | 0 | 40 | 0 | 43 | 6 | 0 |
| 1716 Kentwood Ward 2 Pct 16 | 5 | 11 | 2 | 184 | 1 | 0 | 2 | 253 | 0 | 1 | 108 | 1 | 140 | 13 | 0 |
| 1801 Lowell Precinct 1 | 1 | 9 | 1 | 114 | 1 | 0 | 0 | 66 | 0 | 3 | 24 | 1 | 80 | 5 | 0 |
| 1802 Lowell Precinct 2 | 5 | 11 | 0 | 94 | 0 | 0 | 1 | 47 | 0 | 0 | 28 | 0 | 71 | 12 | 0 |
| 1901 Lowell Township Pct 1 | 3 | 13 | 4 | 285 | 0 | 0 | 2 | 164 | 0 | 4 | 78 | 1 | 174 | 9 | 0 |
| 1902 Lowell Township Pct 2 | 6 | 9 | 2 | 173 | 0 | 0 | 0 | 101 | 0 | 3 | 65 | 1 | 118 | 6 | 1 |
| 2001 Nelson Township Pct 1 | 1 | 5 | 0 | 142 | 0 | 0 | 0 | 50 | 1 | 0 | 23 | 0 | 112 | 1 | 0 |
| 2002 Nelson Township Pct 2 | 3 | 10 | 0 | 159 | 1 | 0 | 2 | 37 | 0 | 0 | 36 | 0 | 97 | 3 | 0 |
| 2003 Nelson Township Pct 3 | 0 | 2 | 0 | 35 | 0 | 0 | 0 | 11 | 0 | 0 | 4 | 0 | 17 | 1 | 0 |
| 2101 Oakfield Township Pct 1 | 4 | 4 | 0 | 146 | 2 | 0 | 1 | 69 | 0 | 1 | 44 | 1 | 118 | 5 | 0 |
| 2102 Oakfield Township Pct 2 | 0 | 2 | 3 | 173 | 0 | 0 | 2 | 65 | 0 | 2 | 22 | 0 | 137 | 5 | 1 |
| 2103 Oakfield Township Pct 3 | 0 | 2 | 1 | 115 | 0 | 0 | 0 | 56 | 0 | 1 | 17 | 0 | 74 | 6 | 0 |
| 2201 Plainfield Twp Pct 1 | 2 | 12 | 4 | 288 | 0 | 0 | 1 | 182 | 0 | 2 | 87 | 1 | 204 | 11 | 0 |
| 2202 Plainfield Twp Pct 2 | 8 | 15 | 0 | 187 | 0 | 0 | 1 | 112 | 0 | 2 | 58 | 0 | 128 | 7 | 0 |
| 2203 Plainfield Twp Pct 3 | 0 | 4 | 1 | 142 | 0 | 0 | 1 | 75 | 0 | 0 | 49 | 0 | 112 | 13 | 1 |
| 2204 Plainfield Twp Pct 4 | 3 | 4 | 0 | 157 | 1 | 1 | 0 | 134 | 0 | 4 | 68 | 1 | 126 | 14 | 1 |

OFFICIAL RESULTS

RUN DATE:03/15/16 09:01 AM

PRESIDENTIAL PRIMARY
MARCH 8, 2016
KENT COUNTY, MICHIGAN
Republican

OFFICIAL RESULTS

REPORT-EL52

PAGE 0010

PRESIDENT OF THE UNITED STATES

VOTES PERCENT

VOTES PERCENT

Vote for not more than 1

| | | |
|---------------------|--------|-------|
| 01 = Jeb Bush | 853 | .85 |
| 02 = Ben Carson | 1,855 | 1.85 |
| 03 = Chris Christie | 211 | .21 |
| 04 = Ted Cruz | 35,233 | 35.07 |
| 05 = Carly Fiorina | 102 | .10 |
| 06 = Lindsey Graham | 25 | .02 |
| 07 = Mike Huckabee | 210 | .21 |
| 08 = John R. Kasich | 25,599 | 25.48 |

| | | |
|----------------------|--------|-------|
| 09 = George Pataki | 46 | .05 |
| 10 = Rand Paul | 253 | .25 |
| 11 = Marco Rubio | 11,572 | 11.52 |
| 12 = Rick Santorum | 90 | .09 |
| 13 = Donald J. Trump | 22,798 | 22.69 |
| 14 = Uncommitted | 1,560 | 1.55 |
| 15 = Write-In | 51 | .05 |

(CONTINUED FROM PREVIOUS PAGE)

| | 01 | 02 | 03 | 04 | 05 | 06 | 07 | 08 | 09 | 10 | 11 | 12 | 13 | 14 | 15 |
|-------------------------------|----|----|----|-----|----|----|----|-----|----|----|-----|----|-----|----|----|
| 2205 Plainfield Twp Pct 5 | 3 | 13 | 0 | 162 | 0 | 0 | 1 | 106 | 1 | 0 | 66 | 0 | 143 | 14 | 0 |
| 2206 Plainfield Twp Pct 6 | 6 | 15 | 0 | 275 | 3 | 0 | 1 | 158 | 0 | 5 | 104 | 1 | 176 | 28 | 0 |
| 2207 Plainfield Twp Pct 7 | 9 | 10 | 1 | 252 | 0 | 1 | 0 | 214 | 0 | 1 | 113 | 1 | 159 | 13 | 0 |
| 2208 Plainfield Twp Pct 8 | 6 | 20 | 0 | 247 | 0 | 0 | 1 | 173 | 0 | 6 | 86 | 2 | 176 | 11 | 1 |
| 2209 Plainfield Twp Pct 9 | 9 | 12 | 3 | 229 | 1 | 0 | 4 | 121 | 0 | 0 | 56 | 1 | 144 | 6 | 0 |
| 2210 Plainfield Twp Pct 10 | 1 | 10 | 2 | 215 | 0 | 0 | 2 | 108 | 0 | 1 | 63 | 0 | 134 | 10 | 0 |
| 2211 Plainfield Twp Pct 11 | 3 | 9 | 2 | 232 | 2 | 0 | 3 | 177 | 0 | 1 | 80 | 1 | 121 | 10 | 1 |
| 2301 Rockford Precinct 1 | 6 | 10 | 1 | 161 | 0 | 0 | 3 | 97 | 0 | 0 | 52 | 0 | 109 | 16 | 2 |
| 2302 Rockford Precinct 2 | 2 | 10 | 0 | 202 | 0 | 0 | 0 | 168 | 0 | 3 | 71 | 0 | 175 | 8 | 1 |
| 2401 Solon Township Pct 1 | 6 | 9 | 3 | 163 | 1 | 0 | 0 | 82 | 0 | 0 | 32 | 0 | 160 | 9 | 0 |
| 2402 Solon Township Pct 2 | 4 | 10 | 1 | 268 | 0 | 0 | 2 | 98 | 1 | 1 | 48 | 2 | 187 | 6 | 0 |
| 2501 Sparta Township Pct 1 | 9 | 12 | 0 | 222 | 1 | 0 | 7 | 101 | 0 | 1 | 59 | 0 | 165 | 20 | 0 |
| 2502 Sparta Township Pct 2 | 5 | 15 | 1 | 136 | 0 | 0 | 2 | 50 | 0 | 0 | 29 | 0 | 100 | 6 | 0 |
| 2503 Sparta Township Pct 3 | 4 | 9 | 1 | 166 | 0 | 0 | 1 | 85 | 0 | 0 | 53 | 1 | 139 | 6 | 1 |
| 2601 Spencer Township Pct 1 | 9 | 11 | 0 | 268 | 0 | 1 | 2 | 98 | 0 | 1 | 65 | 0 | 245 | 1 | 0 |
| 2701 Tyrone Township Pct 1 | 2 | 8 | 1 | 199 | 2 | 0 | 0 | 68 | 0 | 1 | 36 | 1 | 114 | 9 | 0 |
| 2702 Tyrone Township Pct 2 | 4 | 4 | 3 | 149 | 1 | 0 | 1 | 58 | 1 | 0 | 23 | 0 | 88 | 5 | 0 |
| 2801 Vergennes Township Pct 1 | 3 | 8 | 1 | 241 | 0 | 0 | 4 | 140 | 0 | 1 | 48 | 0 | 156 | 5 | 0 |
| 2802 Vergennes Township Pct 2 | 1 | 6 | 0 | 182 | 0 | 1 | 1 | 104 | 0 | 1 | 35 | 0 | 112 | 1 | 0 |
| 2911 Walker Ward 1 Pct 1 | 6 | 4 | 0 | 97 | 0 | 0 | 0 | 53 | 0 | 0 | 32 | 0 | 62 | 8 | 1 |
| 2912 Walker Ward 1 Pct 2 | 5 | 6 | 1 | 151 | 2 | 0 | 1 | 83 | 0 | 1 | 51 | 0 | 127 | 14 | 0 |
| 2913 Walker Ward 1 Pct 3 | 6 | 10 | 0 | 155 | 1 | 0 | 1 | 102 | 0 | 3 | 54 | 0 | 147 | 9 | 0 |
| 2924 Walker Ward 2 Pct 4 | 7 | 10 | 0 | 221 | 1 | 0 | 3 | 122 | 0 | 2 | 75 | 0 | 174 | 31 | 1 |
| 2925 Walker Ward 2 Pct 5 | 4 | 12 | 1 | 205 | 0 | 0 | 1 | 140 | 0 | 2 | 67 | 0 | 126 | 8 | 0 |
| 2926 Walker Ward 2 Pct 6 | 6 | 15 | 2 | 119 | 1 | 0 | 2 | 87 | 0 | 0 | 52 | 1 | 128 | 13 | 0 |
| 2937 Walker Ward 3 Pct 7 | 3 | 8 | 2 | 160 | 0 | 0 | 0 | 116 | 0 | 1 | 42 | 0 | 131 | 13 | 0 |
| 2938 Walker Ward 3 Pct 8 | 4 | 12 | 0 | 290 | 0 | 1 | 0 | 79 | 1 | 0 | 52 | 1 | 128 | 9 | 0 |
| 2939 Walker Ward 3 Pct 9 | 1 | 4 | 0 | 190 | 0 | 0 | 2 | 117 | 0 | 0 | 52 | 0 | 132 | 3 | 0 |
| 3101 Wyoming Ward 1 Pct 1 | 1 | 8 | 0 | 75 | 0 | 0 | 1 | 33 | 0 | 0 | 23 | 0 | 65 | 0 | 0 |
| 3102 Wyoming Ward 1 Pct 2 | 2 | 4 | 1 | 37 | 0 | 0 | 0 | 13 | 0 | 1 | 11 | 1 | 27 | 0 | 0 |
| 3103 Wyoming Ward 1 Pct 3 | 2 | 2 | 0 | 88 | 0 | 0 | 1 | 38 | 1 | 1 | 10 | 0 | 80 | 2 | 0 |
| 3104 Wyoming Ward 1 Pct 4 | 4 | 6 | 0 | 148 | 1 | 0 | 1 | 65 | 0 | 0 | 26 | 0 | 93 | 5 | 0 |
| 3105 Wyoming Ward 1 Pct 5 | 2 | 8 | 1 | 91 | 0 | 0 | 0 | 57 | 0 | 0 | 35 | 0 | 87 | 2 | 0 |
| 3106 Wyoming Ward 1 Pct 6 | 0 | 4 | 0 | 62 | 0 | 0 | 1 | 38 | 0 | 0 | 11 | 0 | 65 | 5 | 1 |
| 3107 Wyoming Ward 1 Pct 7 | 5 | 8 | 0 | 166 | 1 | 0 | 1 | 94 | 1 | 2 | 48 | 1 | 110 | 5 | 0 |
| 3108 Wyoming Ward 1 Pct 8 | 1 | 4 | 0 | 77 | 0 | 0 | 0 | 19 | 0 | 0 | 12 | 0 | 65 | 3 | 0 |
| 3109 Wyoming Ward 1 Pct 9 | 0 | 5 | 0 | 99 | 0 | 0 | 1 | 34 | 0 | 1 | 25 | 0 | 69 | 5 | 1 |
| 3210 Wyoming Ward 2 Pct 10 | 1 | 4 | 0 | 53 | 0 | 0 | 0 | 42 | 0 | 0 | 19 | 0 | 44 | 3 | 0 |
| 3211 Wyoming Ward 2 Pct 11 | 2 | 5 | 0 | 39 | 0 | 0 | 0 | 25 | 0 | 2 | 12 | 0 | 24 | 0 | 0 |
| 3212 Wyoming Ward 2 Pct 12 | 3 | 4 | 0 | 44 | 1 | 0 | 1 | 17 | 0 | 0 | 8 | 0 | 42 | 3 | 0 |
| 3213 Wyoming Ward 2 Pct 13 | 3 | 9 | 0 | 112 | 0 | 0 | 0 | 56 | 0 | 1 | 28 | 1 | 74 | 2 | 0 |
| 3214 Wyoming Ward 2 Pct 14 | 3 | 6 | 0 | 136 | 0 | 0 | 0 | 40 | 0 | 0 | 24 | 1 | 52 | 2 | 1 |
| 3215 Wyoming Ward 2 Pct 15 | 1 | 4 | 1 | 82 | 0 | 0 | 0 | 48 | 0 | 0 | 17 | 1 | 42 | 4 | 1 |
| 3216 Wyoming Ward 2 Pct 16 | 0 | 6 | 0 | 120 | 0 | 0 | 1 | 41 | 0 | 2 | 35 | 0 | 63 | 6 | 0 |
| 3217 Wyoming Ward 2 Pct 17 | 1 | 5 | 0 | 65 | 0 | 0 | 0 | 44 | 0 | 2 | 20 | 0 | 39 | 4 | 0 |
| 3218 Wyoming Ward 2 Pct 18 | 0 | 2 | 0 | 81 | 0 | 1 | 1 | 35 | 0 | 2 | 23 | 1 | 63 | 5 | 0 |
| 3219 Wyoming Ward 2 Pct 19 | 3 | 2 | 0 | 112 | 1 | 0 | 4 | 53 | 0 | 0 | 20 | 0 | 79 | 3 | 0 |
| 3220 Wyoming Ward 2 Pct 20 | 2 | 9 | 0 | 97 | 0 | 0 | 2 | 58 | 0 | 0 | 33 | 1 | 96 | 5 | 0 |

OFFICIAL RESULTS

RUN DATE:03/15/16 09:01 AM

PRESIDENTIAL PRIMARY

MARCH 8, 2016

KENT COUNTY, MICHIGAN

Republican

OFFICIAL RESULTS

REPORT-EL52

PAGE 0011

PRESIDENT OF THE UNITED STATES

VOTES PERCENT

VOTES PERCENT

Vote for not more than 1

01 = Jeb Bush

853 .85

02 = Ben Carson

1,855 1.85

03 = Chris Christie

211 .21

04 = Ted Cruz

35,233 35.07

05 = Carly Fiorina

102 .10

06 = Lindsey Graham

25 .02

07 = Mike Huckabee

210 .21

08 = John R. Kasich

25,599 25.48

09 = George Pataki

46 .05

10 = Rand Paul

253 .25

11 = Marco Rubio

11,572 11.52

12 = Rick Santorum

90 .09

13 = Donald J. Trump

22,798 22.69

14 = Uncommitted

1,560 1.55

15 = Write-In

51 .05

(CONTINUED FROM PREVIOUS PAGE)

| | 01 | 02 | 03 | 04 | 05 | 06 | 07 | 08 | 09 | 10 | 11 | 12 | 13 | 14 | 15 |
|----------------------------|----|----|----|-----|----|----|----|-----|----|----|----|----|-----|----|----|
| 3321 Wyoming Ward 3 Pct 21 | 1 | 7 | 0 | 190 | 0 | 0 | 1 | 98 | 1 | 1 | 44 | 0 | 133 | 6 | 0 |
| 3322 Wyoming Ward 3 Pct 22 | 3 | 8 | 0 | 115 | 0 | 0 | 1 | 58 | 1 | 1 | 38 | 1 | 49 | 7 | 0 |
| 3323 Wyoming Ward 3 Pct 23 | 0 | 4 | 0 | 133 | 0 | 0 | 2 | 76 | 0 | 2 | 48 | 1 | 84 | 6 | 0 |
| 3324 Wyoming Ward 3 Pct 24 | 0 | 7 | 1 | 159 | 0 | 0 | 0 | 89 | 0 | 3 | 41 | 0 | 114 | 8 | 1 |
| 3325 Wyoming Ward 3 Pct 25 | 12 | 6 | 1 | 181 | 0 | 0 | 0 | 144 | 0 | 4 | 59 | 0 | 106 | 4 | 1 |
| 3326 Wyoming Ward 3 Pct 26 | 2 | 4 | 0 | 121 | 1 | 0 | 0 | 93 | 1 | 2 | 55 | 0 | 65 | 1 | 0 |
| 3327 Wyoming Ward 3 Pct 27 | 0 | 2 | 0 | 112 | 0 | 0 | 0 | 76 | 0 | 1 | 33 | 0 | 57 | 4 | 0 |
| 3328 Wyoming Ward 3 Pct 28 | 5 | 6 | 0 | 234 | 0 | 1 | 3 | 152 | 0 | 0 | 75 | 0 | 106 | 6 | 1 |
| 3329 Wyoming Ward 3 Pct 29 | 4 | 0 | 3 | 178 | 0 | 0 | 0 | 97 | 0 | 0 | 42 | 0 | 99 | 8 | 0 |
| 3330 Wyoming Ward 3 Pct 30 | 0 | 9 | 3 | 252 | 0 | 0 | 0 | 138 | 0 | 2 | 75 | 1 | 114 | 9 | 0 |

OFFICIAL RESULTS

RUN DATE:03/15/16 09:01 AM

PRESIDENTIAL PRIMARY
MARCH 8, 2016
KENT COUNTY, MICHIGAN
Democratic

OFFICIAL RESULTS

REPORT-EL52

PAGE 0012

PRESIDENT OF THE UNITED STATES

VOTES PERCENT

VOTES PERCENT

Vote for not more than 1

01 = Hillary Clinton

02 = Roque Rocky De La Fuente

03 = Martin J. O'Malley

26,032 36.85

44 .06

113 .16

04 = Bernie Sanders

05 = Uncommitted

06 = Write-In

43,444 61.49

985 1.39

31 .04

| | 01 | 02 | 03 | 04 | 05 | 06 |
|-------------------------------|-----|----|----|-----|----|----|
| 0101 Ada Township Pct 1 | 52 | 0 | 0 | 102 | 5 | 0 |
| 0102 Ada Township Pct 2 | 114 | 0 | 1 | 159 | 6 | 0 |
| 0103 Ada Township Pct 3 | 76 | 0 | 1 | 72 | 3 | 0 |
| 0104 Ada Township Pct 4 | 43 | 0 | 1 | 74 | 0 | 0 |
| 0105 Ada Township Pct 5 | 90 | 0 | 0 | 109 | 1 | 0 |
| 0106 Ada Township Pct 6 | 38 | 0 | 0 | 64 | 1 | 0 |
| 0107 Ada Township Pct 7 | 52 | 0 | 1 | 102 | 2 | 1 |
| 0108 Ada Township Pct 8 | 42 | 0 | 0 | 99 | 0 | 0 |
| 0201 Algoma Township Pct 1 | 34 | 0 | 0 | 82 | 8 | 0 |
| 0202 Algoma Township Pct 2 | 52 | 0 | 0 | 79 | 6 | 0 |
| 0203 Algoma Township Pct 3 | 58 | 0 | 1 | 108 | 9 | 0 |
| 0204 Algoma Township Pct 4 | 57 | 0 | 0 | 147 | 3 | 0 |
| 0205 Algoma Township Pct 5 | 53 | 0 | 0 | 132 | 3 | 0 |
| 0301 Alpine Township Pct 1 | 64 | 0 | 0 | 85 | 1 | 0 |
| 0302 Alpine Township Pct 2 | 79 | 0 | 1 | 141 | 7 | 0 |
| 0303 Alpine Township Pct 3 | 108 | 0 | 0 | 259 | 9 | 0 |
| 0304 Alpine Township Pct 4 | 76 | 0 | 0 | 155 | 6 | 0 |
| 0305 Alpine Township Pct 5 | 48 | 0 | 0 | 78 | 3 | 0 |
| 0306 Alpine Township Pct 6 | 69 | 0 | 1 | 188 | 0 | 0 |
| 0401 Bowne Township Pct 1 | 41 | 0 | 0 | 146 | 1 | 0 |
| 0501 Byron Township Pct 1 | 60 | 0 | 0 | 105 | 1 | 0 |
| 0502 Byron Township Pct 2 | 95 | 0 | 0 | 116 | 5 | 0 |
| 0503 Byron Township Pct 3 | 73 | 0 | 2 | 144 | 3 | 0 |
| 0504 Byron Township Pct 4 - 2 | 1 | 0 | 0 | 5 | 0 | 0 |
| 0505 Byron Township Pct 4 - 3 | 49 | 0 | 0 | 85 | 1 | 0 |
| 0506 Byron Township Pct 5 | 37 | 0 | 0 | 72 | 1 | 0 |
| 0507 Byron Township Pct 6 | 44 | 0 | 1 | 78 | 4 | 0 |
| 0508 Byron Township Pct 7 | 65 | 0 | 0 | 108 | 4 | 0 |
| 0509 Byron Township Pct 8 | 109 | 0 | 4 | 157 | 12 | 0 |
| 0601 Caledonia Township Pct 1 | 35 | 1 | 0 | 90 | 4 | 0 |
| 0602 Caledonia Township Pct 2 | 86 | 0 | 1 | 175 | 5 | 0 |
| 0603 Caledonia Township Pct 3 | 96 | 0 | 2 | 166 | 5 | 0 |
| 0604 Caledonia Township Pct 4 | 53 | 0 | 1 | 95 | 0 | 0 |
| 0605 Caledonia Township Pct 5 | 72 | 0 | 1 | 101 | 8 | 0 |
| 0701 Cannon Township Pct 1 | 45 | 1 | 1 | 182 | 0 | 0 |
| 0702 Cannon Township Pct 2 | 66 | 0 | 2 | 162 | 4 | 0 |
| 0703 Cannon Township Pct 3 | 66 | 0 | 0 | 137 | 1 | 0 |
| 0704 Cannon Township Pct 4 | 95 | 0 | 0 | 153 | 8 | 0 |
| 0705 Cannon Township Pct 5 | 69 | 0 | 1 | 115 | 2 | 0 |
| 0706 Cannon Township Pct 6 | 49 | 0 | 0 | 151 | 3 | 0 |
| 0801 Cascade Township Pct 1 | 65 | 1 | 0 | 73 | 2 | 0 |
| 0802 Cascade Township Pct 2 | 105 | 0 | 0 | 145 | 3 | 0 |
| 0803 Cascade Township Pct 3 | 154 | 0 | 0 | 167 | 4 | 0 |
| 0804 Cascade Township Pct 4 | 176 | 1 | 1 | 174 | 2 | 0 |
| 0805 Cascade Township Pct 5 | 55 | 0 | 0 | 85 | 0 | 0 |
| 0806 Cascade Township Pct 6 | 93 | 0 | 0 | 132 | 0 | 0 |
| 0807 Cascade Township Pct 7 | 93 | 0 | 0 | 138 | 0 | 1 |
| 0808 Cascade Township Pct 8 | 93 | 0 | 0 | 95 | 1 | 0 |
| 0901 Cedar Springs Precinct 1 | 70 | 0 | 1 | 157 | 8 | 0 |
| 1001 Courtland Township Pct 1 | 84 | 0 | 2 | 143 | 2 | 0 |
| 1002 Courtland Township Pct 2 | 61 | 0 | 0 | 134 | 5 | 0 |
| 1003 Courtland Township Pct 3 | 66 | 0 | 0 | 145 | 5 | 0 |
| 1111 EGR Ward 1 Pct 1 | 165 | 1 | 0 | 205 | 1 | 0 |

01

02

03

04

05

06

0101 Ada Township Pct 1 52 0 0 102 5 0

0102 Ada Township Pct 2 114 0 1 159 6 0

0103 Ada Township Pct 3 76 0 1 72 3 0

0104 Ada Township Pct 4 43 0 1 74 0 0

0105 Ada Township Pct 5 90 0 0 109 1 0

0106 Ada Township Pct 6 38 0 0 64 1 0

0107 Ada Township Pct 7 52 0 1 102 2 1

0108 Ada Township Pct 8 42 0 0 99 0 0

0201 Algoma Township Pct 1 34 0 0 82 8 0

0202 Algoma Township Pct 2 52 0 0 79 6 0

0203 Algoma Township Pct 3 58 0 1 108 9 0

0204 Algoma Township Pct 4 57 0 0 147 3 0

0205 Algoma Township Pct 5 53 0 0 132 3 0

0301 Alpine Township Pct 1 64 0 0 85 1 0

0302 Alpine Township Pct 2 79 0 1 141 7 0

0303 Alpine Township Pct 3 108 0 0 259 9 0

0304 Alpine Township Pct 4 76 0 0 155 6 0

0305 Alpine Township Pct 5 48 0 0 78 3 0

0306 Alpine Township Pct 6 69 0 1 188 0 0

0401 Bowne Township Pct 1 41 0 0 146 1 0

0501 Byron Township Pct 1 60 0 0 105 1 0

0502 Byron Township Pct 2 95 0 0 116 5 0

0503 Byron Township Pct 3 73 0 2 144 3 0

0504 Byron Township Pct 4 - 2 1 0 0 5 0 0

0505 Byron Township Pct 4 - 3 49 0 0 85 1 0

0506 Byron Township Pct 5 37 0 0 72 1 0

0507 Byron Township Pct 6 44 0 1 78 4 0

0508 Byron Township Pct 7 65 0 0 108 4 0

0509 Byron Township Pct 8 109 0 4 157 12 0

0601 Caledonia Township Pct 1 35 1 0 90 4 0

0602 Caledonia Township Pct 2 86 0 1 175 5 0

0603 Caledonia Township Pct 3 96 0 2 166 5 0

0604 Caledonia Township Pct 4 53 0 1 95 0 0

0605 Caledonia Township Pct 5 72 0 1 101 8 0

0701 Cannon Township Pct 1 45 1 1 182 0 0

0702 Cannon Township Pct 2 66 0 2 162 4 0

0703 Cannon Township Pct 3 66 0 0 137 1 0

0704 Cannon Township Pct 4 95 0 0 153 8 0

0705 Cannon Township Pct 5 69 0 1 115 2 0

0706 Cannon Township Pct 6 49 0 0 151 3 0

0801 Cascade Township Pct 1 65 1 0 73 2 0

0802 Cascade Township Pct 2 105 0 0 145 3 0

0803 Cascade Township Pct 3 154 0 0 167 4 0

0804 Cascade Township Pct 4 176 1 1 174 2 0

0805 Cascade Township Pct 5 55 0 0 85 0 0

0806 Cascade Township Pct 6 93 0 0 132 0 0

0807 Cascade Township Pct 7 93 0 0 138 0 1

0808 Cascade Township Pct 8 93 0 0 95 1 0

0901 Cedar Springs Precinct 1 70 0 1 157 8 0

1001 Courtland Township Pct 1 84 0 2 143 2 0

1002 Courtland Township Pct 2 61 0 0 134 5 0

1003 Courtland Township Pct 3 66 0 0 145 5 0

1111 EGR Ward 1 Pct 1 165 1 0 205 1 0

OFFICIAL RESULTS

RUN DATE:03/15/16 09:01 AM

PRESIDENTIAL PRIMARY
MARCH 8, 2016
KENT COUNTY, MICHIGAN
Democratic

OFFICIAL RESULTS

REPORT-EL52 PAGE 0013

PRESIDENT OF THE UNITED STATES

Vote for not more than 1

01 = Hillary Clinton

02 = Roque Rocky De La Fuente

03 = Martin J. O'Malley

VOTES PERCENT

26.032 36.85 04 = Bernie Sanders
44 .06 05 = Uncommitted
113 .16 06 = Write-In

VOTES PERCENT

43,444 61.49
985 1.39
31 .04

(CONTINUED FROM PREVIOUS PAGE)

| | 01 | 02 | 03 | 04 | 05 | 06 |
|----------------------------|-----|----|----|-----|----|----|
| 1112 EGR Ward 1 Pct 2 | 146 | 1 | 0 | 175 | 4 | 0 |
| 1123 EGR Ward 2 Pct 3 | 159 | 0 | 0 | 152 | 2 | 0 |
| 1124 EGR Ward 2 Pct 4 | 155 | 0 | 0 | 177 | 4 | 0 |
| 1135 EGR Ward 3 Pct 5 | 161 | 0 | 0 | 176 | 1 | 0 |
| 1136 EGR Ward 3 Pct 6 | 198 | 0 | 0 | 218 | 2 | 0 |
| 1201 Gaines Township Pct 1 | 52 | 0 | 1 | 94 | 1 | 0 |
| 1202 Gaines Township Pct 2 | 99 | 0 | 0 | 85 | 3 | 0 |
| 1203 Gaines Township Pct 3 | 65 | 1 | 1 | 146 | 1 | 0 |
| 1204 Gaines Township Pct 4 | 134 | 0 | 0 | 183 | 2 | 0 |
| 1205 Gaines Township Pct 5 | 112 | 1 | 1 | 189 | 1 | 1 |
| 1206 Gaines Township Pct 6 | 53 | 0 | 1 | 92 | 2 | 0 |
| 1207 Gaines Township Pct 7 | 71 | 0 | 0 | 151 | 0 | 0 |
| 1208 Gaines Township Pct 8 | 68 | 1 | 1 | 141 | 6 | 0 |
| 1209 Gaines Township Pct 9 | 120 | 0 | 1 | 118 | 1 | 0 |
| 1301 Grand Rapids W1 P1 | 92 | 0 | 0 | 336 | 0 | 1 |
| 1302 Grand Rapids W1 P2 | 66 | 0 | 0 | 140 | 2 | 0 |
| 1303 Grand Rapids W1 P3 | 184 | 0 | 1 | 253 | 8 | 0 |
| 1304 Grand Rapids W1 P4 | 200 | 0 | 0 | 263 | 3 | 0 |
| 1305 Grand Rapids W1 P5 | 65 | 0 | 1 | 257 | 2 | 0 |
| 1306 Grand Rapids W1 P6 | 164 | 0 | 0 | 243 | 12 | 0 |
| 1307 Grand Rapids W1 P7 | 60 | 0 | 0 | 115 | 3 | 1 |
| 1308 Grand Rapids W1 P8 | 104 | 0 | 0 | 237 | 2 | 0 |
| 1309 Grand Rapids W1 P9 | 97 | 0 | 1 | 217 | 3 | 0 |
| 1310 Grand Rapids W1 P10 | 125 | 1 | 1 | 263 | 8 | 0 |
| 1311 Grand Rapids W1 P11 | 65 | 0 | 0 | 135 | 1 | 0 |
| 1312 Grand Rapids W1 P12 | 84 | 0 | 1 | 199 | 5 | 0 |
| 1313 Grand Rapids W1 P13 | 82 | 0 | 0 | 203 | 0 | 0 |
| 1314 Grand Rapids W1 P14 | 77 | 1 | 1 | 333 | 6 | 0 |
| 1315 Grand Rapids W1 P15 | 115 | 1 | 0 | 135 | 3 | 0 |
| 1316 Grand Rapids W1 P16 | 130 | 0 | 0 | 139 | 2 | 0 |
| 1317 Grand Rapids W1 P17 | 132 | 1 | 1 | 291 | 5 | 0 |
| 1318 Grand Rapids W1 P18 | 88 | 0 | 0 | 70 | 2 | 0 |
| 1319 Grand Rapids W1 P19 | 93 | 0 | 1 | 266 | 9 | 0 |
| 1320 Grand Rapids W1 P20 | 178 | 0 | 0 | 281 | 13 | 0 |
| 1321 Grand Rapids W1 P21 | 104 | 0 | 0 | 184 | 10 | 0 |
| 1322 Grand Rapids W1 P22 | 43 | 0 | 0 | 51 | 0 | 0 |
| 1323 Grand Rapids W1 P23 | 106 | 0 | 0 | 177 | 12 | 0 |
| 1324 Grand Rapids W1 P24 | 126 | 1 | 1 | 95 | 2 | 0 |
| 1325 Grand Rapids W2 P25 | 72 | 1 | 0 | 348 | 2 | 0 |
| 1326 Grand Rapids W2 P26 | 93 | 0 | 0 | 272 | 4 | 0 |
| 1327 Grand Rapids W2 P27 | 98 | 0 | 0 | 249 | 10 | 0 |
| 1328 Grand Rapids W2 P28 | 112 | 0 | 1 | 350 | 0 | 1 |
| 1329 Grand Rapids W2 P29 | 74 | 0 | 2 | 231 | 3 | 0 |
| 1330 Grand Rapids W2 P30 | 166 | 0 | 0 | 355 | 2 | 0 |
| 1331 Grand Rapids W2 P31 | 102 | 0 | 1 | 384 | 7 | 0 |
| 1332 Grand Rapids W2 P32 | 86 | 0 | 1 | 203 | 2 | 0 |
| 1333 Grand Rapids W2 P33 | 92 | 0 | 1 | 279 | 4 | 0 |
| 1334 Grand Rapids W2 P34 | 242 | 2 | 1 | 248 | 4 | 0 |
| 1335 Grand Rapids W2 P35 | 165 | 0 | 0 | 284 | 5 | 1 |
| 1336 Grand Rapids W2 P36 | 67 | 0 | 0 | 136 | 3 | 0 |
| 1337 Grand Rapids W2 P37 | 144 | 0 | 0 | 430 | 7 | 0 |
| 1338 Grand Rapids W2 P38 | 127 | 0 | 0 | 375 | 0 | 0 |
| 1339 Grand Rapids W2 P39 | 80 | 0 | 0 | 237 | 0 | 0 |

OFFICIAL RESULTS

RUN DATE:03/15/16 09:01 AM

PRESIDENTIAL PRIMARY
MARCH 8, 2016
KENT COUNTY, MICHIGAN
Democratic

OFFICIAL RESULTS

REPORT-EL52

PAGE 0014

PRESIDENT OF THE UNITED STATES

Vote for not more than 1

01 = Hillary Clinton

02 = Roque Rocky De La Fuente

03 = Martin J. O'Malley

VOTES PERCENT

26,032 36.85 04 = Bernie Sanders

44 .06 05 = Uncommitted

113 .16 06 = Write-In

VOTES PERCENT

43,444 61.49

985 1.39

31 .04

(CONTINUED FROM PREVIOUS PAGE)

| | 01 | 02 | 03 | 04 | 05 | 06 |
|-----------------------------|-----|----|----|-----|----|----|
| 1340 Grand Rapids W2 P40 | 181 | 0 | 0 | 471 | 3 | 0 |
| 1341 Grand Rapids W2 P41 | 141 | 0 | 0 | 310 | 7 | 0 |
| 1342 Grand Rapids W2 P42 | 141 | 0 | 0 | 358 | 5 | 0 |
| 1343 Grand Rapids W2 P43 | 108 | 0 | 1 | 224 | 8 | 0 |
| 1344 Grand Rapids W2 P44 | 141 | 0 | 1 | 209 | 17 | 0 |
| 1345 Grand Rapids W2 P45 | 191 | 0 | 1 | 222 | 11 | 0 |
| 1346 Grand Rapids W2 P46 | 189 | 0 | 0 | 194 | 5 | 0 |
| 1347 Grand Rapids W2 P47 | 209 | 0 | 0 | 222 | 8 | 0 |
| 1348 Grand Rapids W2 P48 | 79 | 0 | 0 | 313 | 0 | 0 |
| 1349 Grand Rapids W2 P49 | 143 | 0 | 0 | 420 | 1 | 0 |
| 1350 Grand Rapids W2 P50 | 197 | 0 | 0 | 577 | 1 | 0 |
| 1351 Grand Rapids W3 P51 | 167 | 0 | 0 | 145 | 3 | 0 |
| 1352 Grand Rapids W3 P52 | 88 | 0 | 0 | 200 | 1 | 0 |
| 1353 Grand Rapids W3 P53 | 163 | 1 | 0 | 221 | 4 | 0 |
| 1354 Grand Rapids W3 P54 | 135 | 0 | 0 | 128 | 2 | 0 |
| 1355 Grand Rapids W3 P55 | 191 | 3 | 0 | 254 | 0 | 0 |
| 1356 Grand Rapids W3 P56 | 180 | 1 | 1 | 211 | 5 | 0 |
| 1357 Grand Rapids W3 P57 | 146 | 0 | 0 | 119 | 2 | 0 |
| 1358 Grand Rapids W3 P58 | 138 | 0 | 0 | 147 | 4 | 0 |
| 1359 Grand Rapids W3 P59 | 219 | 0 | 0 | 342 | 4 | 0 |
| 1360 Grand Rapids W3 P60 | 268 | 1 | 0 | 449 | 4 | 0 |
| 1361 Grand Rapids W3 P61 | 124 | 0 | 1 | 183 | 1 | 0 |
| 1362 Grand Rapids W3 P62 | 226 | 0 | 0 | 172 | 2 | 0 |
| 1363 Grand Rapids W3 P63 | 203 | 0 | 0 | 161 | 0 | 0 |
| 1364 Grand Rapids W3 P64 | 134 | 0 | 1 | 184 | 4 | 0 |
| 1365 Grand Rapids W3 P65 | 166 | 0 | 1 | 135 | 5 | 0 |
| 1366 Grand Rapids W3 P66 | 245 | 0 | 1 | 136 | 0 | 0 |
| 1367 Grand Rapids W3 P67 | 298 | 0 | 2 | 169 | 6 | 0 |
| 1368 Grand Rapids W3 P68 | 217 | 0 | 0 | 273 | 0 | 0 |
| 1369 Grand Rapids W3 P69 | 142 | 0 | 1 | 114 | 3 | 0 |
| 1370 Grand Rapids W3 P70 | 179 | 0 | 0 | 105 | 2 | 0 |
| 1371 Grand Rapids W3 P71 | 179 | 0 | 1 | 237 | 3 | 0 |
| 1372 Grand Rapids W3 P72 | 82 | 0 | 0 | 155 | 3 | 0 |
| 1373 Grand Rapids W3 P73 | 110 | 0 | 0 | 175 | 1 | 0 |
| 1374 Grand Rapids W3 P74 | 128 | 0 | 0 | 162 | 3 | 0 |
| 1375 Grand Rapids W3 P75 | 156 | 0 | 1 | 140 | 2 | 2 |
| 1376 Grand Rapids W3 P76 | 144 | 0 | 0 | 196 | 4 | 0 |
| 1377 Grand Rapids W3 P77 | 146 | 0 | 1 | 176 | 8 | 0 |
| 1401 Grand Rapids Twp Pct 1 | 89 | 0 | 0 | 80 | 2 | 0 |
| 1402 Grand Rapids Twp Pct 2 | 122 | 0 | 0 | 165 | 4 | 0 |
| 1403 Grand Rapids Twp Pct 3 | 161 | 0 | 1 | 126 | 6 | 2 |
| 1404 Grand Rapids Twp Pct 4 | 50 | 0 | 2 | 74 | 1 | 0 |
| 1405 Grand Rapids Twp Pct 5 | 80 | 0 | 1 | 137 | 1 | 0 |
| 1406 Grand Rapids Twp Pct 6 | 116 | 0 | 0 | 155 | 0 | 0 |
| 1407 Grand Rapids Twp Pct 7 | 41 | 0 | 0 | 132 | 3 | 0 |
| 1408 Grand Rapids Twp Pct 8 | 97 | 0 | 0 | 127 | 1 | 0 |
| 1409 Grand Rapids Twp Pct 9 | 120 | 0 | 0 | 124 | 1 | 0 |
| 1501 Grandville Precinct 1 | 65 | 0 | 0 | 148 | 13 | 0 |
| 1502 Grandville Precinct 2 | 78 | 4 | 1 | 169 | 4 | 0 |
| 1503 Grandville Precinct 3 | 69 | 0 | 1 | 171 | 6 | 0 |
| 1504 Grandville Precinct 4 | 89 | 0 | 0 | 178 | 7 | 0 |
| 1505 Grandville Precinct 5 | 82 | 0 | 0 | 165 | 6 | 0 |
| 1506 Grandville Precinct 6 | 63 | 1 | 0 | 158 | 7 | 0 |

OFFICIAL RESULTS

RUN DATE:03/15/16 09:01 AM

PRESIDENTIAL PRIMARY
MARCH 8, 2016
KENT COUNTY, MICHIGAN
Democratic

OFFICIAL RESULTS

REPORT-EL52

PAGE 0015

PRESIDENT OF THE UNITED STATES

Vote for not more than 1

01 = Hillary Clinton
02 = Roque Rocky De La Fuente
03 = Martin J. O'Malley

VOTES PERCENT

26.032 36.85 04 = Bernie Sanders
44 .06 05 = Uncommitted
113 .16 06 = Write-In

VOTES PERCENT

43,444 61.49
985 1.39
31 .04

(CONTINUED FROM PREVIOUS PAGE)

| | 01 | 02 | 03 | 04 | 05 | 06 |
|-------------------------------|-----|----|----|-----|----|----|
| 1601 Grattan Township Pct 1 | 57 | 0 | 0 | 100 | 0 | 0 |
| 1602 Grattan Township Pct 2 | 63 | 0 | 0 | 135 | 4 | 0 |
| 1701 Kentwood Ward 1 Pct 1 | 160 | 0 | 0 | 149 | 2 | 2 |
| 1702 Kentwood Ward 1 Pct 2 | 198 | 0 | 1 | 252 | 6 | 1 |
| 1703 Kentwood Ward 1 Pct 3 | 98 | 0 | 0 | 138 | 2 | 0 |
| 1704 Kentwood Ward 1 Pct 4 | 74 | 0 | 2 | 106 | 1 | 0 |
| 1705 Kentwood Ward 1 Pct 5 | 58 | 0 | 0 | 96 | 4 | 1 |
| 1706 Kentwood Ward 1 Pct 6 | 116 | 0 | 0 | 150 | 11 | 0 |
| 1707 Kentwood Ward 1 Pct 7 | 119 | 0 | 0 | 215 | 3 | 0 |
| 1708 Kentwood Ward 1 Pct 8 | 166 | 0 | 3 | 200 | 2 | 2 |
| 1709 Kentwood Ward 1 Pct 9 | 154 | 0 | 0 | 206 | 3 | 0 |
| 1710 Kentwood Ward 2 Pct 10 | 220 | 0 | 2 | 251 | 2 | 0 |
| 1711 Kentwood Ward 2 Pct 11 | 195 | 2 | 0 | 223 | 6 | 0 |
| 1712 Kentwood Ward 2 Pct 12 | 254 | 0 | 0 | 262 | 1 | 0 |
| 1713 Kentwood Ward 2 Pct 13 | 126 | 0 | 2 | 132 | 8 | 0 |
| 1714 Kentwood Ward 2 Pct 14 | 200 | 0 | 0 | 314 | 7 | 0 |
| 1715 Kentwood Ward 2 Pct 15 | 188 | 0 | 0 | 201 | 1 | 1 |
| 1716 Kentwood Ward 2 Pct 16 | 167 | 0 | 1 | 252 | 6 | 0 |
| 1801 Lowell Precinct 1 | 76 | 0 | 0 | 174 | 5 | 0 |
| 1802 Lowell Precinct 2 | 52 | 0 | 0 | 113 | 6 | 0 |
| 1901 Lowell Township Pct 1 | 102 | 0 | 0 | 202 | 6 | 0 |
| 1902 Lowell Township Pct 2 | 87 | 0 | 1 | 210 | 6 | 0 |
| 2001 Nelson Township Pct 1 | 68 | 0 | 0 | 118 | 1 | 0 |
| 2002 Nelson Township Pct 2 | 56 | 0 | 1 | 77 | 1 | 0 |
| 2003 Nelson Township Pct 3 | 14 | 0 | 1 | 19 | 0 | 0 |
| 2101 Oakfield Township Pct 1 | 61 | 0 | 1 | 123 | 1 | 0 |
| 2102 Oakfield Township Pct 2 | 54 | 0 | 3 | 106 | 2 | 0 |
| 2103 Oakfield Township Pct 3 | 53 | 0 | 0 | 92 | 4 | 0 |
| 2201 Plainfield Twp Pct 1 | 116 | 0 | 0 | 229 | 11 | 0 |
| 2202 Plainfield Twp Pct 2 | 86 | 0 | 1 | 169 | 5 | 1 |
| 2203 Plainfield Twp Pct 3 | 106 | 0 | 1 | 227 | 7 | 1 |
| 2204 Plainfield Twp Pct 4 | 118 | 1 | 0 | 233 | 11 | 0 |
| 2205 Plainfield Twp Pct 5 | 118 | 0 | 2 | 236 | 11 | 0 |
| 2206 Plainfield Twp Pct 6 | 123 | 2 | 0 | 207 | 8 | 3 |
| 2207 Plainfield Twp Pct 7 | 125 | 0 | 2 | 194 | 5 | 0 |
| 2208 Plainfield Twp Pct 8 | 170 | 0 | 0 | 315 | 9 | 0 |
| 2209 Plainfield Twp Pct 9 | 93 | 1 | 1 | 201 | 8 | 0 |
| 2210 Plainfield Twp Pct 10 | 97 | 0 | 0 | 166 | 3 | 0 |
| 2211 Plainfield Twp Pct 11 | 96 | 0 | 1 | 152 | 8 | 0 |
| 2301 Rockford Precinct 1 | 121 | 0 | 0 | 211 | 9 | 0 |
| 2302 Rockford Precinct 2 | 129 | 0 | 1 | 261 | 4 | 0 |
| 2401 Solon Township Pct 1 | 57 | 0 | 0 | 101 | 4 | 0 |
| 2402 Solon Township Pct 2 | 80 | 2 | 1 | 145 | 5 | 0 |
| 2501 Sparta Township Pct 1 | 110 | 0 | 0 | 277 | 21 | 0 |
| 2502 Sparta Township Pct 2 | 61 | 2 | 1 | 89 | 2 | 0 |
| 2503 Sparta Township Pct 3 | 71 | 0 | 0 | 120 | 9 | 1 |
| 2601 Spencer Township Pct 1 | 127 | 0 | 0 | 207 | 9 | 0 |
| 2701 Tyrone Township Pct 1 | 75 | 0 | 0 | 113 | 0 | 0 |
| 2702 Tyrone Township Pct 2 | 37 | 0 | 0 | 83 | 4 | 0 |
| 2801 Vergennes Township Pct 1 | 49 | 0 | 0 | 133 | 2 | 0 |
| 2802 Vergennes Township Pct 2 | 62 | 0 | 0 | 142 | 4 | 0 |
| 2911 Walker Ward 1 Pct 1 | 83 | 0 | 0 | 250 | 3 | 0 |
| 2912 Walker Ward 1 Pct 2 | 103 | 0 | 1 | 185 | 12 | 0 |

OFFICIAL RESULTS

RUN DATE:03/15/16 09:01 AM

PRESIDENTIAL PRIMARY
MARCH 8, 2016
KENT COUNTY, MICHIGAN
Democratic

OFFICIAL RESULTS

REPORT-EL52

PAGE 0016

PRESIDENT OF THE UNITED STATES

VOTES PERCENT

VOTES PERCENT

Vote for not more than 1

01 = Hillary Clinton

02 = Roque Rocky De La Fuente

03 = Martin J. O'Malley

26.032 36.85

44

113

.06

.16

04 = Bernie Sanders

05 = Uncommitted

06 = Write-In

43.444 61.49

985 1.39

31 .04

(CONTINUED FROM PREVIOUS PAGE)

| | 01 | 02 | 03 | 04 | 05 | 06 |
|----------------------------|-----|----|----|-----|----|----|
| 2913 Walker Ward 1 Pct 3 | 122 | 0 | 0 | 223 | 7 | 0 |
| 2924 Walker Ward 2 Pct 4 | 101 | 0 | 0 | 175 | 3 | 0 |
| 2925 Walker Ward 2 Pct 5 | 116 | 0 | 3 | 187 | 7 | 0 |
| 2926 Walker Ward 2 Pct 6 | 111 | 0 | 0 | 147 | 10 | 0 |
| 2937 Walker Ward 3 Pct 7 | 97 | 0 | 0 | 204 | 4 | 0 |
| 2938 Walker Ward 3 Pct 8 | 73 | 0 | 0 | 140 | 4 | 1 |
| 2939 Walker Ward 3 Pct 9 | 107 | 0 | 0 | 230 | 5 | 1 |
| 3101 Wyoming Ward 1 Pct 1 | 79 | 0 | 0 | 168 | 4 | 0 |
| 3102 Wyoming Ward 1 Pct 2 | 65 | 1 | 0 | 69 | 0 | 1 |
| 3103 Wyoming Ward 1 Pct 3 | 99 | 0 | 0 | 176 | 4 | 0 |
| 3104 Wyoming Ward 1 Pct 4 | 105 | 0 | 0 | 186 | 3 | 0 |
| 3105 Wyoming Ward 1 Pct 5 | 110 | 1 | 2 | 164 | 3 | 1 |
| 3106 Wyoming Ward 1 Pct 6 | 66 | 0 | 0 | 129 | 3 | 0 |
| 3107 Wyoming Ward 1 Pct 7 | 73 | 0 | 2 | 154 | 6 | 0 |
| 3108 Wyoming Ward 1 Pct 8 | 48 | 0 | 0 | 112 | 2 | 0 |
| 3109 Wyoming Ward 1 Pct 9 | 103 | 1 | 0 | 196 | 4 | 0 |
| 3210 Wyoming Ward 2 Pct 10 | 67 | 0 | 0 | 120 | 1 | 0 |
| 3211 Wyoming Ward 2 Pct 11 | 47 | 0 | 1 | 129 | 0 | 0 |
| 3212 Wyoming Ward 2 Pct 12 | 71 | 0 | 0 | 108 | 3 | 0 |
| 3213 Wyoming Ward 2 Pct 13 | 67 | 1 | 0 | 146 | 5 | 1 |
| 3214 Wyoming Ward 2 Pct 14 | 37 | 0 | 1 | 105 | 3 | 0 |
| 3215 Wyoming Ward 2 Pct 15 | 54 | 1 | 1 | 95 | 6 | 0 |
| 3216 Wyoming Ward 2 Pct 16 | 63 | 0 | 1 | 108 | 0 | 0 |
| 3217 Wyoming Ward 2 Pct 17 | 81 | 0 | 0 | 170 | 2 | 0 |
| 3218 Wyoming Ward 2 Pct 18 | 74 | 0 | 0 | 101 | 1 | 0 |
| 3219 Wyoming Ward 2 Pct 19 | 124 | 0 | 0 | 202 | 6 | 0 |
| 3220 Wyoming Ward 2 Pct 20 | 119 | 0 | 0 | 160 | 6 | 0 |
| 3321 Wyoming Ward 3 Pct 21 | 123 | 0 | 1 | 176 | 4 | 1 |
| 3322 Wyoming Ward 3 Pct 22 | 108 | 0 | 0 | 103 | 6 | 1 |
| 3323 Wyoming Ward 3 Pct 23 | 89 | 1 | 0 | 254 | 4 | 0 |
| 3324 Wyoming Ward 3 Pct 24 | 91 | 0 | 2 | 229 | 1 | 0 |
| 3325 Wyoming Ward 3 Pct 25 | 63 | 0 | 0 | 119 | 1 | 0 |
| 3326 Wyoming Ward 3 Pct 26 | 66 | 0 | 0 | 119 | 2 | 0 |
| 3327 Wyoming Ward 3 Pct 27 | 58 | 0 | 0 | 82 | 1 | 0 |
| 3328 Wyoming Ward 3 Pct 28 | 79 | 0 | 0 | 146 | 7 | 0 |
| 3329 Wyoming Ward 3 Pct 29 | 72 | 0 | 0 | 104 | 0 | 0 |
| 3330 Wyoming Ward 3 Pct 30 | 55 | 0 | 0 | 96 | 4 | 0 |

OFFICIAL RESULTS

RUN DATE:03/15/16 09:01 AM

PRESIDENTIAL PRIMARY
MARCH 8, 2016
KENT COUNTY, MICHIGAN
Nonpartisan

OFFICIAL RESULTS

REPORT-EL52 PAGE 0017

STATE REPRESENTATIVE 75TH DISTRICT

VOTES PERCENT

VOTES PERCENT

Vote for not more than 1

01 = Blake Edmonds

3,964 22.34

02 = David LaGrand

13,601 76.66

03 = WRITE-IN

177 1.00

| | 01 | 02 | 03 |
|--|----|----|----|
|--|----|----|----|

| | | | |
|--------------------------|-----|-----|----|
| 1301 Grand Rapids W1 P1 | 144 | 429 | 10 |
| 1302 Grand Rapids W1 P2 | 57 | 195 | 3 |
| 1304 Grand Rapids W1 P4 | 173 | 541 | 5 |
| 1305 Grand Rapids W1 P5 | 102 | 329 | 4 |
| 1308 Grand Rapids W1 P8 | 229 | 391 | 4 |
| 1309 Grand Rapids W1 P9 | 98 | 309 | 3 |
| 1310 Grand Rapids W1 P10 | 204 | 420 | 3 |
| 1312 Grand Rapids W1 P12 | 97 | 276 | 5 |
| 1313 Grand Rapids W1 P13 | 157 | 261 | 6 |
| 1315 Grand Rapids W1 P15 | 38 | 246 | 2 |
| 1316 Grand Rapids W1 P16 | 55 | 250 | 2 |
| 1317 Grand Rapids W1 P17 | 225 | 416 | 9 |
| 1318 Grand Rapids W1 P18 | 18 | 149 | 2 |
| 1322 Grand Rapids W1 P22 | 13 | 93 | 3 |
| 1324 Grand Rapids W1 P24 | 29 | 201 | 2 |
| 1325 Grand Rapids W2 P25 | 71 | 407 | 7 |
| 1327 Grand Rapids W2 P27 | 135 | 377 | 4 |
| 1329 Grand Rapids W2 P29 | 108 | 297 | 3 |
| 1330 Grand Rapids W2 P30 | 230 | 564 | 5 |
| 1332 Grand Rapids W2 P32 | 99 | 283 | 3 |
| 1334 Grand Rapids W2 P34 | 228 | 502 | 6 |
| 1336 Grand Rapids W2 P36 | 98 | 209 | 1 |
| 1338 Grand Rapids W2 P38 | 218 | 494 | 10 |
| 1339 Grand Rapids W2 P39 | 58 | 323 | 4 |
| 1348 Grand Rapids W2 P48 | 96 | 398 | 4 |
| 1349 Grand Rapids W2 P49 | 121 | 547 | 6 |
| 1350 Grand Rapids W2 P50 | 132 | 760 | 12 |
| 1352 Grand Rapids W3 P52 | 32 | 279 | 0 |
| 1360 Grand Rapids W3 P60 | 95 | 710 | 9 |
| 1362 Grand Rapids W3 P62 | 76 | 379 | 2 |
| 1363 Grand Rapids W3 P63 | 72 | 341 | 9 |
| 1366 Grand Rapids W3 P66 | 32 | 359 | 3 |
| 1367 Grand Rapids W3 P67 | 30 | 458 | 7 |
| 1370 Grand Rapids W3 P70 | 17 | 268 | 5 |
| 1372 Grand Rapids W3 P72 | 121 | 234 | 2 |
| 1374 Grand Rapids W3 P74 | 163 | 293 | 1 |
| 1375 Grand Rapids W3 P75 | 65 | 292 | 6 |
| 1376 Grand Rapids W3 P76 | 28 | 321 | 5 |

2ND CONGRESSIONAL DISTRICT

PRESIDENTIAL PRIMARY
MARCH 8, 2016
KENT COUNTY, MICHIGAN
STATISTICS

OFFICIAL RESULTS

RUN DATE:03/15/16 10:15 AM

VOTES PERCENT

| | | |
|-------------------------------------|---------|--------|
| PRECINCTS COUNTED (OF 62) | 62 | 100.00 |
| REGISTERED VOTERS - TOTAL | 111,796 | |
| BALLOTS CAST - TOTAL | 40,354 | |
| BALLOTS CAST - REPUBLICAN | 23,703 | 58.74 |
| BALLOTS CAST - DEMOCRATIC | 16,631 | 41.21 |
| BALLOTS CAST - NONPARTISAN. | 0 | |
| VOTER TURNOUT - TOTAL | | 36.10 |

2ND CONGRESSIONAL DISTRICT

PRESIDENTIAL PRIMARY
MARCH 8, 2016
KENT COUNTY, MICHIGAN
Republican

OFFICIAL RESULTS

RUN DATE:03/15/16 10:15 AM

VOTES PERCENT

PRESIDENT OF THE UNITED STATES

Vote for not more than 1

| | | |
|---------------------------|-------|-------|
| Jeb Bush. | 204 | .86 |
| Ben Carson | 469 | 1.98 |
| Chris Christie. | 44 | .19 |
| Ted Cruz. | 8,752 | 36.95 |
| Carly Fiorina | 23 | .10 |
| Lindsey Graham. | 7 | .03 |
| Mike Huckabee | 57 | .24 |
| John R. Kasich. | 5,347 | 22.58 |
| George Pataki | 12 | .05 |
| Rand Paul | 61 | .26 |
| Marco Rubio. | 2,705 | 11.42 |
| Rick Santorum | 22 | .09 |
| Donald J. Trump | 5,538 | 23.38 |
| Uncommitted. | 429 | 1.81 |
| Write-In. | 15 | .06 |

RUN DATE:03/15/16 10:15 AM

VOTES PERCENT

PRESIDENT OF THE UNITED STATES

| | | |
|------------------------------------|--------|-------|
| Vote for not more than 1 | | |
| Hillary Clinton | 6,209 | 37.34 |
| Roque Rocky De La Fuente | 13 | .08 |
| Martin J. O'Malley | 28 | .17 |
| Bernie Sanders. | 10,108 | 60.79 |
| Uncommitted. | 255 | 1.53 |
| Write-In. | 14 | .08 |

2ND CONGRESSIONAL DISTRICT

RUN DATE:03/15/16 08:39 AM

PRESIDENTIAL PRIMARY
MARCH 8, 2016
KENT COUNTY, MICHIGAN
STATISTICS

OFFICIAL RESULTS

REPORT-EL52

PAGE 0001

| | | | | | |
|--------------------------------|---------|-------|---------------------------------|--------|---------|
| 01 = REGISTERED VOTERS - TOTAL | 111,796 | | 04 = BALLOTS CAST - DEMOCRATIC | TOTAL | PERCENT |
| 02 = BALLOTS CAST - TOTAL | 40,354 | | 05 = BALLOTS CAST - NONPARTISAN | 16,631 | 41.21 |
| 03 = BALLOTS CAST - REPUBLICAN | 23,703 | 58.74 | 06 = VOTER TURNOUT - TOTAL | 0 | |
| | | | | | 36.10 |

| | 01 | 02 | 03 | 04 | 05 | 06 |
|-------------------------------|------|------|-----|-----|----|-------|
| 0504 Byron Township Pct 4 - 2 | 77 | 32 | 26 | 6 | 0 | 41.56 |
| 1501 Grandville Precinct 1 | 1516 | 653 | 427 | 226 | 0 | 43.07 |
| 1502 Grandville Precinct 2 | 1887 | 733 | 477 | 256 | 0 | 38.84 |
| 1503 Grandville Precinct 3 | 2158 | 901 | 654 | 247 | 0 | 41.75 |
| 1504 Grandville Precinct 4 | 2004 | 1032 | 758 | 274 | 0 | 51.50 |
| 1505 Grandville Precinct 5 | 2146 | 974 | 721 | 253 | 0 | 45.39 |
| 1506 Grandville Precinct 6 | 1710 | 834 | 605 | 229 | 0 | 48.77 |
| 1701 Kentwood Ward 1 Pct 1 | 1947 | 645 | 332 | 293 | 0 | 33.13 |
| 1702 Kentwood Ward 1 Pct 2 | 2723 | 1028 | 570 | 458 | 0 | 37.75 |
| 1703 Kentwood Ward 1 Pct 3 | 1484 | 585 | 347 | 238 | 0 | 39.42 |
| 1704 Kentwood Ward 1 Pct 4 | 1305 | 340 | 157 | 183 | 0 | 26.05 |
| 1705 Kentwood Ward 1 Pct 5 | 1185 | 347 | 188 | 159 | 0 | 29.28 |
| 1706 Kentwood Ward 1 Pct 6 | 2240 | 609 | 331 | 278 | 0 | 27.19 |
| 1707 Kentwood Ward 1 Pct 7 | 1865 | 640 | 302 | 338 | 0 | 34.32 |
| 1708 Kentwood Ward 1 Pct 8 | 2251 | 1013 | 640 | 373 | 0 | 45.00 |
| 1709 Kentwood Ward 1 Pct 9 | 2071 | 667 | 303 | 364 | 0 | 32.21 |
| 1710 Kentwood Ward 2 Pct 10 | 2245 | 1024 | 549 | 475 | 0 | 45.61 |
| 1711 Kentwood Ward 2 Pct 11 | 2659 | 1105 | 677 | 428 | 0 | 41.56 |
| 1712 Kentwood Ward 2 Pct 12 | 2892 | 887 | 370 | 517 | 0 | 30.67 |
| 1713 Kentwood Ward 2 Pct 13 | 1923 | 764 | 496 | 268 | 0 | 39.73 |
| 1714 Kentwood Ward 2 Pct 14 | 2780 | 994 | 473 | 521 | 0 | 35.76 |
| 1715 Kentwood Ward 2 Pct 15 | 2496 | 655 | 262 | 393 | 0 | 26.24 |
| 1716 Kentwood Ward 2 Pct 16 | 2535 | 1149 | 722 | 427 | 0 | 45.33 |
| 2911 Walker Ward 1 Pct 1 | 2053 | 599 | 263 | 336 | 0 | 29.18 |
| 2912 Walker Ward 1 Pct 2 | 1707 | 744 | 443 | 301 | 0 | 43.59 |
| 2913 Walker Ward 1 Pct 3 | 1947 | 840 | 488 | 352 | 0 | 43.14 |
| 2924 Walker Ward 2 Pct 4 | 2165 | 926 | 647 | 279 | 0 | 42.77 |
| 2925 Walker Ward 2 Pct 5 | 1899 | 882 | 566 | 316 | 0 | 46.45 |
| 2926 Walker Ward 2 Pct 6 | 1667 | 694 | 426 | 268 | 0 | 41.63 |
| 2937 Walker Ward 3 Pct 7 | 1899 | 783 | 477 | 306 | 0 | 41.23 |
| 2938 Walker Ward 3 Pct 8 | 1745 | 797 | 579 | 218 | 0 | 45.67 |
| 2939 Walker Ward 3 Pct 9 | 1938 | 845 | 501 | 344 | 0 | 43.60 |
| 3101 Wyoming Ward 1 Pct 1 | 1817 | 457 | 206 | 251 | 0 | 25.15 |
| 3102 Wyoming Ward 1 Pct 2 | 1252 | 234 | 97 | 137 | 0 | 18.69 |
| 3103 Wyoming Ward 1 Pct 3 | 2041 | 504 | 225 | 279 | 0 | 24.69 |
| 3104 Wyoming Ward 1 Pct 4 | 1945 | 643 | 349 | 294 | 0 | 33.06 |
| 3105 Wyoming Ward 1 Pct 5 | 2071 | 565 | 283 | 282 | 0 | 27.28 |
| 3106 Wyoming Ward 1 Pct 6 | 1426 | 385 | 187 | 198 | 0 | 27.00 |
| 3107 Wyoming Ward 1 Pct 7 | 1812 | 677 | 442 | 235 | 0 | 37.36 |
| 3108 Wyoming Ward 1 Pct 8 | 1255 | 344 | 181 | 163 | 0 | 27.41 |
| 3109 Wyoming Ward 1 Pct 9 | 2183 | 545 | 241 | 304 | 0 | 24.97 |
| 3210 Wyoming Ward 2 Pct 10 | 1433 | 354 | 166 | 188 | 0 | 24.70 |
| 3211 Wyoming Ward 2 Pct 11 | 1241 | 287 | 109 | 178 | 0 | 23.13 |
| 3212 Wyoming Ward 2 Pct 12 | 1268 | 306 | 123 | 183 | 0 | 24.13 |
| 3213 Wyoming Ward 2 Pct 13 | 1597 | 506 | 286 | 220 | 0 | 31.68 |
| 3214 Wyoming Ward 2 Pct 14 | 1137 | 412 | 265 | 147 | 0 | 36.24 |
| 3215 Wyoming Ward 2 Pct 15 | 955 | 358 | 201 | 157 | 0 | 37.49 |
| 3216 Wyoming Ward 2 Pct 16 | 1284 | 447 | 274 | 173 | 0 | 34.81 |
| 3217 Wyoming Ward 2 Pct 17 | 1925 | 433 | 180 | 253 | 0 | 22.49 |
| 3218 Wyoming Ward 2 Pct 18 | 1219 | 391 | 214 | 177 | 0 | 32.08 |
| 3219 Wyoming Ward 2 Pct 19 | 1866 | 609 | 277 | 332 | 0 | 32.64 |
| 3220 Wyoming Ward 2 Pct 20 | 1900 | 588 | 303 | 285 | 0 | 30.95 |
| 3321 Wyoming Ward 3 Pct 21 | 2224 | 787 | 482 | 305 | 0 | 35.39 |
| 3322 Wyoming Ward 3 Pct 22 | 1335 | 501 | 282 | 219 | 0 | 37.53 |

| | | | | | |
|--------------------------------|---------|---------|---------------------------------|--------|---------|
| 01 = REGISTERED VOTERS - TOTAL | TOTAL | PERCENT | 04 = BALLOTS CAST - DEMOCRATIC | TOTAL | PERCENT |
| 02 = BALLOTS CAST - TOTAL | 111,796 | | 05 = BALLOTS CAST - NONPARTISAN | 16,631 | 41.21 |
| 03 = BALLOTS CAST - REPUBLICAN | 40,354 | | 06 = VOTER TURNOUT - TOTAL | 0 | |
| | 23,703 | 58.74 | | | 36.10 |

(CONTINUED FROM PREVIOUS PAGE)

| | 01 | 02 | 03 | 04 | 05 | 06 |
|----------------------------|------|-------|-------|-------|-------|-------|
| 3323 Wyoming Ward 3 Pct 23 | 2187 | . 704 | . 356 | . 348 | . . 0 | 32.19 |
| 3324 Wyoming Ward 3 Pct 24 | 2203 | . 746 | . 423 | . 323 | . . 0 | 33.86 |
| 3325 Wyoming Ward 3 Pct 25 | 1609 | . 701 | . 518 | . 183 | . . 0 | 43.57 |
| 3326 Wyoming Ward 3 Pct 26 | 1205 | . 536 | . 347 | . 189 | . . 0 | 44.48 |
| 3327 Wyoming Ward 3 Pct 27 | 1172 | . 426 | . 285 | . 141 | . . 0 | 36.35 |
| 3328 Wyoming Ward 3 Pct 28 | 1909 | . 821 | . 589 | . 232 | . . 0 | 43.01 |
| 3329 Wyoming Ward 3 Pct 29 | 1474 | . 607 | . 431 | . 176 | . . 0 | 41.18 |
| 3330 Wyoming Ward 3 Pct 30 | 1732 | . 759 | . 604 | . 155 | . . 0 | 43.82 |

PRESIDENT OF THE UNITED STATES
Vote for not more than 1

VOTES PERCENT

VOTES PERCENT

| | | | | |
|---------------------|-------|-------|----------------------|-------|
| 01 = Jeb Bush | 204 | .86 | | |
| 02 = Ben Carson | 469 | 1.98 | 09 = George Pataki | 12 |
| 03 = Chris Christie | 44 | .19 | 10 = Rand Paul | 61 |
| 04 = Ted Cruz | 8,752 | 36.95 | 11 = Marco Rubio | 2,705 |
| 05 = Carly Fiorina | 23 | .10 | 12 = Rick Santorum | 22 |
| 06 = Lindsey Graham | 7 | .03 | 13 = Donald J. Trump | 5,538 |
| 07 = Mike Huckabee | 57 | .24 | 14 = Uncommitted | 429 |
| 08 = John R. Kasich | 5,347 | 22.58 | 15 = Write-In | 15 |

| | 01 | 02 | 03 | 04 | 05 | 06 | 07 | 08 | 09 | 10 | 11 | 12 | 13 | 14 | 15 |
|-------------------------------|----|----|----|-----|----|----|----|-----|----|----|-----|----|-----|----|----|
| 0504 Byron Township Pct 4 - 2 | 0 | 1 | 0 | 9 | 0 | 0 | 0 | 6 | 0 | 0 | 6 | 0 | 4 | 0 | 0 |
| 1501 Grandville Precinct 1 | 6 | 14 | 0 | 165 | 0 | 0 | 2 | 73 | 0 | 4 | 53 | 1 | 102 | 6 | 0 |
| 1502 Grandville Precinct 2 | 8 | 9 | 2 | 204 | 0 | 0 | 1 | 93 | 0 | 3 | 55 | 1 | 99 | 2 | 0 |
| 1503 Grandville Precinct 3 | 10 | 11 | 3 | 291 | 0 | 0 | 3 | 151 | 2 | 0 | 69 | 2 | 100 | 12 | 0 |
| 1504 Grandville Precinct 4 | 13 | 9 | 3 | 252 | 2 | 0 | 0 | 236 | 0 | 0 | 89 | 0 | 132 | 20 | 1 |
| 1505 Grandville Precinct 5 | 5 | 16 | 2 | 293 | 0 | 0 | 1 | 185 | 0 | 1 | 80 | 0 | 125 | 12 | 0 |
| 1506 Grandville Precinct 6 | 0 | 13 | 3 | 239 | 2 | 0 | 0 | 169 | 2 | 0 | 62 | 1 | 99 | 13 | 1 |
| 1701 Kentwood Ward 1 Pct 1 | 4 | 7 | 1 | 105 | 1 | 2 | 1 | 60 | 0 | 2 | 45 | 0 | 94 | 9 | 1 |
| 1702 Kentwood Ward 1 Pct 2 | 0 | 7 | 1 | 210 | 0 | 0 | 1 | 141 | 0 | 2 | 61 | 1 | 135 | 11 | 0 |
| 1703 Kentwood Ward 1 Pct 3 | 2 | 10 | 0 | 129 | 1 | 0 | 1 | 87 | 0 | 2 | 32 | 0 | 77 | 5 | 1 |
| 1704 Kentwood Ward 1 Pct 4 | 2 | 5 | 0 | 54 | 0 | 0 | 2 | 21 | 0 | 0 | 14 | 0 | 55 | 4 | 0 |
| 1705 Kentwood Ward 1 Pct 5 | 1 | 6 | 0 | 83 | 0 | 0 | 2 | 31 | 0 | 0 | 18 | 0 | 47 | 0 | 0 |
| 1706 Kentwood Ward 1 Pct 6 | 1 | 8 | 2 | 104 | 1 | 0 | 1 | 58 | 0 | 0 | 41 | 1 | 96 | 17 | 1 |
| 1707 Kentwood Ward 1 Pct 7 | 3 | 12 | 1 | 118 | 0 | 0 | 0 | 58 | 0 | 1 | 33 | 0 | 74 | 2 | 0 |
| 1708 Kentwood Ward 1 Pct 8 | 6 | 14 | 0 | 226 | 0 | 0 | 1 | 159 | 0 | 0 | 81 | 1 | 147 | 5 | 0 |
| 1709 Kentwood Ward 1 Pct 9 | 5 | 10 | 0 | 102 | 0 | 0 | 2 | 66 | 1 | 1 | 28 | 0 | 82 | 5 | 1 |
| 1710 Kentwood Ward 2 Pct 10 | 1 | 6 | 0 | 193 | 0 | 0 | 1 | 145 | 0 | 0 | 64 | 1 | 127 | 11 | 0 |
| 1711 Kentwood Ward 2 Pct 11 | 4 | 10 | 2 | 213 | 1 | 0 | 1 | 200 | 0 | 3 | 103 | 0 | 134 | 5 | 0 |
| 1712 Kentwood Ward 2 Pct 12 | 2 | 6 | 1 | 140 | 1 | 1 | 0 | 74 | 0 | 1 | 47 | 0 | 91 | 6 | 0 |
| 1713 Kentwood Ward 2 Pct 13 | 9 | 26 | 3 | 131 | 3 | 1 | 1 | 125 | 1 | 1 | 98 | 0 | 71 | 23 | 0 |
| 1714 Kentwood Ward 2 Pct 14 | 6 | 13 | 1 | 163 | 0 | 0 | 2 | 123 | 0 | 0 | 51 | 0 | 103 | 11 | 0 |
| 1715 Kentwood Ward 2 Pct 15 | 6 | 6 | 0 | 97 | 0 | 0 | 0 | 63 | 0 | 0 | 40 | 0 | 43 | 6 | 0 |
| 1716 Kentwood Ward 2 Pct 16 | 5 | 11 | 2 | 184 | 1 | 0 | 2 | 253 | 0 | 1 | 108 | 1 | 140 | 13 | 0 |
| 2911 Walker Ward 1 Pct 1 | 6 | 4 | 0 | 97 | 0 | 0 | 0 | 53 | 0 | 0 | 32 | 0 | 62 | 8 | 1 |
| 2912 Walker Ward 1 Pct 2 | 5 | 6 | 1 | 151 | 2 | 0 | 1 | 83 | 0 | 1 | 51 | 0 | 127 | 14 | 0 |
| 2913 Walker Ward 1 Pct 3 | 6 | 10 | 0 | 155 | 1 | 0 | 1 | 102 | 0 | 3 | 54 | 0 | 147 | 9 | 0 |
| 2924 Walker Ward 2 Pct 4 | 7 | 10 | 0 | 221 | 1 | 0 | 3 | 122 | 0 | 2 | 75 | 0 | 174 | 31 | 1 |
| 2925 Walker Ward 2 Pct 5 | 4 | 12 | 1 | 205 | 0 | 0 | 1 | 140 | 0 | 2 | 67 | 0 | 126 | 8 | 0 |
| 2926 Walker Ward 2 Pct 6 | 6 | 15 | 2 | 119 | 1 | 0 | 2 | 87 | 0 | 0 | 52 | 1 | 128 | 13 | 0 |
| 2937 Walker Ward 3 Pct 7 | 3 | 8 | 2 | 160 | 0 | 0 | 0 | 116 | 0 | 1 | 42 | 0 | 131 | 13 | 0 |
| 2938 Walker Ward 3 Pct 8 | 4 | 12 | 0 | 290 | 0 | 1 | 0 | 79 | 1 | 0 | 52 | 1 | 128 | 9 | 0 |
| 2939 Walker Ward 3 Pct 9 | 1 | 4 | 0 | 190 | 0 | 0 | 2 | 117 | 0 | 0 | 52 | 0 | 132 | 3 | 0 |
| 3101 Wyoming Ward 1 Pct 1 | 1 | 8 | 0 | 75 | 0 | 0 | 1 | 33 | 0 | 0 | 23 | 0 | 65 | 0 | 0 |
| 3102 Wyoming Ward 1 Pct 2 | 2 | 4 | 1 | 37 | 0 | 0 | 0 | 13 | 0 | 1 | 11 | 1 | 27 | 0 | 0 |
| 3103 Wyoming Ward 1 Pct 3 | 2 | 2 | 0 | 88 | 0 | 0 | 1 | 38 | 1 | 1 | 10 | 0 | 80 | 2 | 0 |
| 3104 Wyoming Ward 1 Pct 4 | 4 | 6 | 0 | 148 | 1 | 0 | 1 | 65 | 0 | 0 | 26 | 0 | 93 | 5 | 0 |
| 3105 Wyoming Ward 1 Pct 5 | 2 | 8 | 1 | 91 | 0 | 0 | 0 | 57 | 0 | 0 | 35 | 0 | 87 | 2 | 0 |
| 3106 Wyoming Ward 1 Pct 6 | 0 | 4 | 0 | 62 | 0 | 0 | 1 | 38 | 0 | 0 | 11 | 0 | 65 | 5 | 1 |
| 3107 Wyoming Ward 1 Pct 7 | 5 | 8 | 0 | 166 | 1 | 0 | 1 | 94 | 1 | 2 | 48 | 1 | 110 | 5 | 0 |
| 3108 Wyoming Ward 1 Pct 8 | 1 | 4 | 0 | 77 | 0 | 0 | 0 | 19 | 0 | 0 | 12 | 0 | 65 | 3 | 0 |
| 3109 Wyoming Ward 1 Pct 9 | 0 | 5 | 0 | 99 | 0 | 0 | 1 | 34 | 0 | 1 | 25 | 0 | 69 | 5 | 1 |
| 3210 Wyoming Ward 2 Pct 10 | 1 | 4 | 0 | 53 | 0 | 0 | 0 | 42 | 0 | 0 | 19 | 0 | 44 | 3 | 0 |
| 3211 Wyoming Ward 2 Pct 11 | 2 | 5 | 0 | 39 | 0 | 0 | 0 | 25 | 0 | 2 | 12 | 0 | 24 | 0 | 0 |
| 3212 Wyoming Ward 2 Pct 12 | 3 | 4 | 0 | 44 | 1 | 0 | 1 | 17 | 0 | 0 | 8 | 0 | 42 | 3 | 0 |
| 3213 Wyoming Ward 2 Pct 13 | 3 | 9 | 0 | 112 | 0 | 0 | 0 | 56 | 0 | 1 | 28 | 1 | 74 | 2 | 0 |
| 3214 Wyoming Ward 2 Pct 14 | 3 | 6 | 0 | 136 | 0 | 0 | 0 | 40 | 0 | 0 | 24 | 1 | 52 | 2 | 1 |
| 3215 Wyoming Ward 2 Pct 15 | 1 | 4 | 1 | 82 | 0 | 0 | 0 | 48 | 0 | 0 | 17 | 1 | 42 | 4 | 1 |

| PRESIDENT OF THE UNITED STATES | VOTES | PERCENT | | VOTES | PERCENT |
|--------------------------------|-------|---------|----------------------|-------|---------|
| Vote for not more than 1 | | | | | |
| 01 = Jeb Bush | 204 | .86 | | | |
| 02 = Ben Carson | 469 | 1.98 | 09 = George Pataki | 12 | .05 |
| 03 = Chris Christie | 44 | .19 | 10 = Rand Paul | 61 | .26 |
| 04 = Ted Cruz | 8,752 | 36.95 | 11 = Marco Rubio | 2,705 | 11.42 |
| 05 = Carly Fiorina | 23 | .10 | 12 = Rick Santorum | 22 | .09 |
| 06 = Lindsey Graham | 7 | .03 | 13 = Donald J. Trump | 5,538 | 23.38 |
| 07 = Mike Huckabee | 57 | .24 | 14 = Uncommitted | 429 | 1.81 |
| 08 = John R. Kasich | 5,347 | 22.58 | 15 = Write-In | 15 | .06 |

(CONTINUED FROM PREVIOUS PAGE)

| | 01 | 02 | 03 | 04 | 05 | 06 | 07 | 08 | 09 | 10 | 11 | 12 | 13 | 14 | 15 |
|----------------------------|----|----|----|-----|----|----|----|-----|----|----|----|----|-----|----|----|
| 3216 Wyoming Ward 2 Pct 16 | 0 | 6 | 0 | 120 | 0 | 0 | 1 | 41 | 0 | 2 | 35 | 0 | 63 | 6 | 0 |
| 3217 Wyoming Ward 2 Pct 17 | 1 | 5 | 0 | 65 | 0 | 0 | 0 | 44 | 0 | 2 | 20 | 0 | 39 | 4 | 0 |
| 3218 Wyoming Ward 2 Pct 18 | 0 | 2 | 0 | 81 | 0 | 1 | 1 | 35 | 0 | 2 | 23 | 1 | 63 | 5 | 0 |
| 3219 Wyoming Ward 2 Pct 19 | 3 | 2 | 0 | 112 | 1 | 0 | 4 | 53 | 0 | 0 | 20 | 0 | 79 | 3 | 0 |
| 3220 Wyoming Ward 2 Pct 20 | 2 | 9 | 0 | 97 | 0 | 0 | 2 | 58 | 0 | 0 | 33 | 1 | 96 | 5 | 0 |
| 3321 Wyoming Ward 3 Pct 21 | 1 | 7 | 0 | 190 | 0 | 0 | 1 | 98 | 1 | 1 | 44 | 0 | 133 | 6 | 0 |
| 3322 Wyoming Ward 3 Pct 22 | 3 | 8 | 0 | 115 | 0 | 0 | 1 | 58 | 1 | 1 | 38 | 1 | 49 | 7 | 0 |
| 3323 Wyoming Ward 3 Pct 23 | 0 | 4 | 0 | 133 | 0 | 0 | 2 | 76 | 0 | 2 | 48 | 1 | 84 | 6 | 0 |
| 3324 Wyoming Ward 3 Pct 24 | 0 | 7 | 1 | 159 | 0 | 0 | 0 | 89 | 0 | 3 | 41 | 0 | 114 | 8 | 1 |
| 3325 Wyoming Ward 3 Pct 25 | 12 | 6 | 1 | 181 | 0 | 0 | 0 | 144 | 0 | 4 | 59 | 0 | 106 | 4 | 1 |
| 3326 Wyoming Ward 3 Pct 26 | 2 | 4 | 0 | 121 | 1 | 0 | 0 | 93 | 1 | 2 | 55 | 0 | 65 | 1 | 0 |
| 3327 Wyoming Ward 3 Pct 27 | 0 | 2 | 0 | 112 | 0 | 0 | 0 | 76 | 0 | 1 | 33 | 0 | 57 | 4 | 0 |
| 3328 Wyoming Ward 3 Pct 28 | 5 | 6 | 0 | 234 | 0 | 1 | 3 | 152 | 0 | 0 | 75 | 0 | 106 | 6 | 1 |
| 3329 Wyoming Ward 3 Pct 29 | 4 | 0 | 3 | 178 | 0 | 0 | 0 | 97 | 0 | 0 | 42 | 0 | 99 | 8 | 0 |
| 3330 Wyoming Ward 3 Pct 30 | 0 | 9 | 3 | 252 | 0 | 0 | 0 | 138 | 0 | 2 | 75 | 1 | 114 | 9 | 0 |

PRESIDENT OF THE UNITED STATES

Vote for not more than 1

01 = Hillary Clinton

02 = Roque Rocky De La Fuente

03 = Martin J. O'Malley

VOTES PERCENT

6,209 37.34 04 = Bernie Sanders

13 .08 05 = Uncommitted

28 .17 06 = Write-In

VOTES PERCENT

10,108 60.79

255 1.53

14 .08

| | 01 | 02 | 03 | 04 | 05 | 06 |
|-------------------------------|-----|----|----|-----|----|----|
| 0504 Byron Township Pct 4 - 2 | 1 | 0 | 0 | 5 | 0 | 0 |
| 1501 Grandville Precinct 1 | 65 | 0 | 0 | 148 | 13 | 0 |
| 1502 Grandville Precinct 2 | 78 | 4 | 1 | 169 | 4 | 0 |
| 1503 Grandville Precinct 3 | 69 | 0 | 1 | 171 | 6 | 0 |
| 1504 Grandville Precinct 4 | 89 | 0 | 0 | 178 | 7 | 0 |
| 1505 Grandville Precinct 5 | 82 | 0 | 0 | 165 | 6 | 0 |
| 1506 Grandville Precinct 6 | 63 | 1 | 0 | 158 | 7 | 0 |
| 1701 Kentwood Ward 1 Pct 1 | 160 | 0 | 0 | 149 | 2 | 2 |
| 1702 Kentwood Ward 1 Pct 2 | 198 | 0 | 1 | 252 | 6 | 1 |
| 1703 Kentwood Ward 1 Pct 3 | 98 | 0 | 0 | 138 | 2 | 0 |
| 1704 Kentwood Ward 1 Pct 4 | 74 | 0 | 2 | 106 | 1 | 0 |
| 1705 Kentwood Ward 1 Pct 5 | 58 | 0 | 0 | 96 | 4 | 1 |
| 1706 Kentwood Ward 1 Pct 6 | 116 | 0 | 0 | 150 | 11 | 0 |
| 1707 Kentwood Ward 1 Pct 7 | 119 | 0 | 0 | 215 | 3 | 0 |
| 1708 Kentwood Ward 1 Pct 8 | 166 | 0 | 3 | 200 | 2 | 2 |
| 1709 Kentwood Ward 1 Pct 9 | 154 | 0 | 0 | 206 | 3 | 0 |
| 1710 Kentwood Ward 2 Pct 10 | 220 | 0 | 2 | 251 | 2 | 0 |
| 1711 Kentwood Ward 2 Pct 11 | 195 | 2 | 0 | 223 | 6 | 0 |
| 1712 Kentwood Ward 2 Pct 12 | 254 | 0 | 0 | 262 | 1 | 0 |
| 1713 Kentwood Ward 2 Pct 13 | 126 | 0 | 2 | 132 | 8 | 0 |
| 1714 Kentwood Ward 2 Pct 14 | 200 | 0 | 0 | 314 | 7 | 0 |
| 1715 Kentwood Ward 2 Pct 15 | 188 | 0 | 0 | 201 | 1 | 1 |
| 1716 Kentwood Ward 2 Pct 16 | 167 | 0 | 1 | 252 | 6 | 0 |
| 2911 Walker Ward 1 Pct 1 | 83 | 0 | 0 | 250 | 3 | 0 |
| 2912 Walker Ward 1 Pct 2 | 103 | 0 | 1 | 185 | 12 | 0 |
| 2913 Walker Ward 1 Pct 3 | 122 | 0 | 0 | 223 | 7 | 0 |
| 2924 Walker Ward 2 Pct 4 | 101 | 0 | 0 | 175 | 3 | 0 |
| 2925 Walker Ward 2 Pct 5 | 116 | 0 | 3 | 187 | 7 | 0 |
| 2926 Walker Ward 2 Pct 6 | 111 | 0 | 0 | 147 | 10 | 0 |
| 2937 Walker Ward 3 Pct 7 | 97 | 0 | 0 | 204 | 4 | 0 |
| 2938 Walker Ward 3 Pct 8 | 73 | 0 | 0 | 140 | 4 | 1 |
| 2939 Walker Ward 3 Pct 9 | 107 | 0 | 0 | 230 | 5 | 1 |
| 3101 Wyoming Ward 1 Pct 1 | 79 | 0 | 0 | 168 | 4 | 0 |
| 3102 Wyoming Ward 1 Pct 2 | 65 | 1 | 0 | 69 | 0 | 1 |
| 3103 Wyoming Ward 1 Pct 3 | 99 | 0 | 0 | 176 | 4 | 0 |
| 3104 Wyoming Ward 1 Pct 4 | 105 | 0 | 0 | 186 | 3 | 0 |
| 3105 Wyoming Ward 1 Pct 5 | 110 | 1 | 2 | 164 | 3 | 1 |
| 3106 Wyoming Ward 1 Pct 6 | 66 | 0 | 0 | 129 | 3 | 0 |
| 3107 Wyoming Ward 1 Pct 7 | 73 | 0 | 2 | 154 | 6 | 0 |
| 3108 Wyoming Ward 1 Pct 8 | 48 | 0 | 0 | 112 | 2 | 0 |
| 3109 Wyoming Ward 1 Pct 9 | 103 | 1 | 0 | 196 | 4 | 0 |
| 3210 Wyoming Ward 2 Pct 10 | 67 | 0 | 0 | 120 | 1 | 0 |
| 3211 Wyoming Ward 2 Pct 11 | 47 | 0 | 1 | 129 | 0 | 0 |
| 3212 Wyoming Ward 2 Pct 12 | 71 | 0 | 0 | 108 | 3 | 0 |
| 3213 Wyoming Ward 2 Pct 13 | 67 | 1 | 0 | 146 | 5 | 1 |
| 3214 Wyoming Ward 2 Pct 14 | 37 | 0 | 1 | 105 | 3 | 0 |
| 3215 Wyoming Ward 2 Pct 15 | 54 | 1 | 1 | 95 | 6 | 0 |
| 3216 Wyoming Ward 2 Pct 16 | 63 | 0 | 1 | 108 | 0 | 0 |
| 3217 Wyoming Ward 2 Pct 17 | 81 | 0 | 0 | 170 | 2 | 0 |
| 3218 Wyoming Ward 2 Pct 18 | 74 | 0 | 0 | 101 | 1 | 0 |
| 3219 Wyoming Ward 2 Pct 19 | 124 | 0 | 0 | 202 | 6 | 0 |
| 3220 Wyoming Ward 2 Pct 20 | 119 | 0 | 0 | 160 | 6 | 0 |
| 3321 Wyoming Ward 3 Pct 21 | 123 | 0 | 1 | 176 | 4 | 1 |

2ND CONGRESSIONAL DISTRICT

PRESIDENTIAL PRIMARY
MARCH 8, 2016
KENT COUNTY, MICHIGAN
Democratic

OFFICIAL RESULTS

REPORT-EL52

PAGE 0006

RUN DATE:03/15/16 08:39 AM

PRESIDENT OF THE UNITED STATES

VOTES PERCENT

VOTES PERCENT

Vote for not more than 1

01 = Hillary Clinton

6,209 37.34

04 = Bernie Sanders

10,108 60.79

02 = Roque Rocky De La Fuente

13 .08

05 = Uncommitted

255 1.53

03 = Martin J. O'Malley

28 .17

06 = Write-In

14 .08

(CONTINUED FROM PREVIOUS PAGE)

| | 01 | 02 | 03 | 04 | 05 | 06 |
|----------------------------|-----|----|----|-----|----|----|
| 3322 Wyoming Ward 3 Pct 22 | 108 | 0 | 0 | 103 | 6 | 1 |
| 3323 Wyoming Ward 3 Pct 23 | 89 | 1 | 0 | 254 | 4 | 0 |
| 3324 Wyoming Ward 3 Pct 24 | 91 | 0 | 2 | 229 | 1 | 0 |
| 3325 Wyoming Ward 3 Pct 25 | 63 | 0 | 0 | 119 | 1 | 0 |
| 3326 Wyoming Ward 3 Pct 26 | 66 | 0 | 0 | 119 | 2 | 0 |
| 3327 Wyoming Ward 3 Pct 27 | 58 | 0 | 0 | 82 | 1 | 0 |
| 3328 Wyoming Ward 3 Pct 28 | 79 | 0 | 0 | 146 | 7 | 0 |
| 3329 Wyoming Ward 3 Pct 29 | 72 | 0 | 0 | 104 | 0 | 0 |
| 3330 Wyoming Ward 3 Pct 30 | 55 | 0 | 0 | 96 | 4 | 0 |

3RD CONGRESSIONAL DISTRICT

PRESIDENTIAL PRIMARY
MARCH 8, 2016
KENT COUNTY, MICHIGAN
STATISTICS

OFFICIAL RESULTS

RUN DATE:03/15/16 10:16 AM

VOTES PERCENT

| | | | |
|-----------------------------|---------|---------|--------|
| PRECINCTS COUNTED (OF 187). | | 187 | 100.00 |
| REGISTERED VOTERS - TOTAL . | | 324,385 | |
| BALLOTS CAST - TOTAL. | | 131,100 | |
| BALLOTS CAST - REPUBLICAN . | | 76,833 | 58.61 |
| BALLOTS CAST - DEMOCRATIC . | | 54,091 | 41.26 |
| BALLOTS CAST - NONPARTISAN. | | 175 | .13 |
| VOTER TURNOUT - TOTAL . . . | | | 40.41 |

3RD CONGRESSIONAL DISTRICT

PRESIDENTIAL PRIMARY
MARCH 8, 2016
KENT COUNTY, MICHIGAN
Republican

OFFICIAL RESULTS

RUN DATE:03/15/16 10:16 AM

VOTES PERCENT

PRESIDENT OF THE UNITED STATES

Vote for not more than 1

| | | |
|---------------------------|--------|-------|
| Jeb Bush. | 649 | .85 |
| Ben Carson | 1,386 | 1.81 |
| Chris Christie. | 167 | .22 |
| Ted Cruz. | 26,481 | 34.49 |
| Carly Fiorina | 79 | .10 |
| Lindsey Graham. | 18 | .02 |
| Mike Huckabee | 153 | .20 |
| John R. Kasich. | 20,252 | 26.38 |
| George Pataki | 34 | .04 |
| Rand Paul | 192 | .25 |
| Marco Rubio. | 8,867 | 11.55 |
| Rick Santorum | 68 | .09 |
| Donald J. Trump | 17,260 | 22.48 |
| Uncommitted. | 1,131 | 1.47 |
| Write-In. | 36 | .05 |

RUN DATE:03/15/16 10:16 AM

VOTES PERCENT

PRESIDENT OF THE UNITED STATES

| | | |
|------------------------------------|--------|-------|
| Vote for not more than 1 | | |
| Hillary Clinton | 19,823 | 36.69 |
| Roque Rocky De La Fuente | 31 | .06 |
| Martin J. O'Malley | 85 | .16 |
| Bernie Sanders. | 33,336 | 61.71 |
| Uncommitted. | 730 | 1.35 |
| Write-In. | 17 | .03 |

3RD CONGRESSIONAL DISTRICT

RUN DATE:03/15/16 08:43 AM

PRESIDENTIAL PRIMARY
MARCH 8, 2016
KENT COUNTY, MICHIGAN
STATISTICS

OFFICIAL RESULTS

REPORT-EL52

PAGE 0001

| | TOTAL | PERCENT | | TOTAL | PERCENT |
|--------------------------------|---------|---------|---------------------------------|--------|---------|
| 01 = REGISTERED VOTERS - TOTAL | 324,385 | | 04 = BALLOTS CAST - DEMOCRATIC | 54,091 | 41.26 |
| 02 = BALLOTS CAST - TOTAL | 131,100 | | 05 = BALLOTS CAST - NONPARTISAN | 175 | .13 |
| 03 = BALLOTS CAST - REPUBLICAN | 76,833 | 58.61 | 06 = VOTER TURNOUT - TOTAL | | 40.41 |

| | 01 | 02 | 03 | 04 | 05 | 06 |
|-------------------------------|------|------|-----|-----|----|-------|
| 0101 Ada Township Pct 1 | 1182 | 532 | 373 | 159 | 0 | 45.01 |
| 0102 Ada Township Pct 2 | 2128 | 892 | 611 | 281 | 0 | 41.92 |
| 0103 Ada Township Pct 3 | 1262 | 519 | 367 | 152 | 0 | 41.13 |
| 0104 Ada Township Pct 4 | 1028 | 506 | 388 | 118 | 0 | 49.22 |
| 0105 Ada Township Pct 5 | 1763 | 831 | 631 | 200 | 0 | 47.14 |
| 0106 Ada Township Pct 6 | 859 | 338 | 235 | 103 | 0 | 39.35 |
| 0107 Ada Township Pct 7 | 1051 | 505 | 347 | 158 | 0 | 48.05 |
| 0108 Ada Township Pct 8 | 1035 | 477 | 336 | 141 | 0 | 46.09 |
| 0201 Algoma Township Pct 1 | 1195 | 492 | 368 | 124 | 0 | 41.17 |
| 0202 Algoma Township Pct 2 | 1440 | 617 | 479 | 138 | 0 | 42.85 |
| 0203 Algoma Township Pct 3 | 1435 | 627 | 451 | 176 | 0 | 43.69 |
| 0204 Algoma Township Pct 4 | 1663 | 598 | 391 | 207 | 0 | 35.96 |
| 0205 Algoma Township Pct 5 | 1734 | 740 | 552 | 188 | 0 | 42.68 |
| 0301 Alpine Township Pct 1 | 1038 | 428 | 278 | 150 | 0 | 41.23 |
| 0302 Alpine Township Pct 2 | 1340 | 497 | 269 | 228 | 0 | 37.09 |
| 0303 Alpine Township Pct 3 | 2160 | 921 | 543 | 378 | 0 | 42.64 |
| 0304 Alpine Township Pct 4 | 2126 | 668 | 431 | 237 | 0 | 31.42 |
| 0305 Alpine Township Pct 5 | 947 | 407 | 277 | 130 | 0 | 42.98 |
| 0306 Alpine Township Pct 6 | 1920 | 351 | 93 | 258 | 0 | 18.28 |
| 0401 Bowne Township Pct 1 | 2255 | 1029 | 841 | 188 | 0 | 45.63 |
| 0501 Byron Township Pct 1 | 2292 | 1150 | 984 | 166 | 0 | 50.17 |
| 0502 Byron Township Pct 2 | 2390 | 1191 | 974 | 217 | 0 | 49.83 |
| 0503 Byron Township Pct 3 | 2231 | 596 | 373 | 223 | 0 | 26.71 |
| 0505 Byron Township Pct 4 - 3 | 1726 | 922 | 787 | 135 | 0 | 53.42 |
| 0506 Byron Township Pct 5 | 2171 | 1030 | 919 | 111 | 0 | 47.44 |
| 0507 Byron Township Pct 6 | 1404 | 653 | 526 | 127 | 0 | 46.51 |
| 0508 Byron Township Pct 7 | 1859 | 799 | 622 | 177 | 0 | 42.98 |
| 0509 Byron Township Pct 8 | 2085 | 997 | 715 | 282 | 0 | 47.82 |
| 0601 Caledonia Township Pct 1 | 1098 | 435 | 305 | 130 | 0 | 39.62 |
| 0602 Caledonia Township Pct 2 | 2805 | 1099 | 830 | 269 | 0 | 39.18 |
| 0603 Caledonia Township Pct 3 | 2726 | 1227 | 958 | 269 | 0 | 45.01 |
| 0604 Caledonia Township Pct 4 | 1253 | 631 | 482 | 149 | 0 | 50.36 |
| 0605 Caledonia Township Pct 5 | 2042 | 861 | 679 | 182 | 0 | 42.16 |
| 0701 Cannon Township Pct 1 | 1915 | 877 | 648 | 229 | 0 | 45.80 |
| 0702 Cannon Township Pct 2 | 1834 | 792 | 558 | 234 | 0 | 43.18 |
| 0703 Cannon Township Pct 3 | 1548 | 735 | 531 | 204 | 0 | 47.48 |
| 0704 Cannon Township Pct 4 | 2098 | 1001 | 745 | 256 | 0 | 47.71 |
| 0705 Cannon Township Pct 5 | 1531 | 741 | 554 | 187 | 0 | 48.40 |
| 0706 Cannon Township Pct 6 | 1732 | 787 | 584 | 203 | 0 | 45.44 |
| 0801 Cascade Township Pct 1 | 1355 | 617 | 476 | 141 | 0 | 45.54 |
| 0802 Cascade Township Pct 2 | 2166 | 1009 | 756 | 253 | 0 | 46.58 |
| 0803 Cascade Township Pct 3 | 2667 | 1204 | 879 | 325 | 0 | 45.14 |
| 0804 Cascade Township Pct 4 | 2440 | 1068 | 714 | 354 | 0 | 43.77 |
| 0805 Cascade Township Pct 5 | 1256 | 587 | 447 | 140 | 0 | 46.74 |
| 0806 Cascade Township Pct 6 | 1387 | 721 | 496 | 225 | 0 | 51.98 |
| 0807 Cascade Township Pct 7 | 1321 | 671 | 439 | 232 | 0 | 50.79 |
| 0808 Cascade Township Pct 8 | 1577 | 727 | 538 | 189 | 0 | 46.10 |
| 0901 Cedar Springs Precinct 1 | 2204 | 605 | 369 | 236 | 0 | 27.45 |
| 1001 Courtland Township Pct 1 | 1817 | 815 | 584 | 231 | 0 | 44.85 |
| 1002 Courtland Township Pct 2 | 1950 | 791 | 591 | 200 | 0 | 40.56 |
| 1003 Courtland Township Pct 3 | 2183 | 851 | 635 | 216 | 0 | 38.98 |
| 1111 EGR Ward 1 Pct 1 | 1467 | 780 | 397 | 372 | 11 | 53.17 |
| 1112 EGR Ward 1 Pct 2 | 1474 | 782 | 450 | 326 | 6 | 53.05 |
| 1123 EGR Ward 2 Pct 3 | 1481 | 766 | 443 | 314 | 9 | 51.72 |

| | | | | | |
|--------------------------------|---------|-------|---------------------------------|--------|---------|
| 01 = REGISTERED VOTERS - TOTAL | 324,385 | | 04 = BALLOTS CAST - DEMOCRATIC | TOTAL | PERCENT |
| 02 = BALLOTS CAST - TOTAL | 131,100 | | 05 = BALLOTS CAST - NONPARTISAN | 54,091 | 41.26 |
| 03 = BALLOTS CAST - REPUBLICAN | 76,833 | 58.61 | 06 = VOTER TURNOUT - TOTAL | 175 | .13 |
| | | | | | 40.41 |

(CONTINUED FROM PREVIOUS PAGE)

| | 01 | 02 | 03 | 04 | 05 | 06 |
|----------------------------|------|------|-----|-----|----|-------|
| 1124 EGR Ward 2 Pct 4 | 1389 | 751 | 412 | 336 | 3 | 54.07 |
| 1135 EGR Ward 3 Pct 5 | 1427 | 786 | 441 | 338 | 7 | 55.08 |
| 1136 EGR Ward 3 Pct 6 | 1443 | 788 | 363 | 418 | 7 | 54.61 |
| 1201 Gaines Township Pct 1 | 1764 | 873 | 725 | 148 | 0 | 49.49 |
| 1202 Gaines Township Pct 2 | 1394 | 632 | 445 | 187 | 0 | 45.34 |
| 1203 Gaines Township Pct 3 | 1984 | 835 | 621 | 214 | 0 | 42.09 |
| 1204 Gaines Township Pct 4 | 2611 | 674 | 354 | 320 | 0 | 25.81 |
| 1205 Gaines Township Pct 5 | 1831 | 548 | 242 | 306 | 0 | 29.93 |
| 1206 Gaines Township Pct 6 | 1778 | 918 | 770 | 148 | 0 | 51.63 |
| 1207 Gaines Township Pct 7 | 2151 | 1123 | 900 | 223 | 0 | 52.21 |
| 1208 Gaines Township Pct 8 | 1993 | 867 | 650 | 217 | 0 | 43.50 |
| 1209 Gaines Township Pct 9 | 1638 | 677 | 437 | 240 | 0 | 41.33 |
| 1301 Grand Rapids W1 P1 | 2296 | 636 | 203 | 430 | 3 | 27.70 |
| 1302 Grand Rapids W1 P2 | 1191 | 279 | 71 | 208 | 0 | 23.43 |
| 1303 Grand Rapids W1 P3 | 1900 | 865 | 419 | 446 | 0 | 45.53 |
| 1304 Grand Rapids W1 P4 | 1698 | 758 | 283 | 467 | 8 | 44.64 |
| 1305 Grand Rapids W1 P5 | 1292 | 461 | 135 | 325 | 1 | 35.68 |
| 1306 Grand Rapids W1 P6 | 2136 | 935 | 515 | 420 | 0 | 43.77 |
| 1307 Grand Rapids W1 P7 | 860 | 411 | 232 | 179 | 0 | 47.79 |
| 1308 Grand Rapids W1 P8 | 1281 | 667 | 318 | 343 | 6 | 52.07 |
| 1309 Grand Rapids W1 P9 | 2270 | 444 | 120 | 318 | 6 | 19.56 |
| 1310 Grand Rapids W1 P10 | 1711 | 692 | 283 | 401 | 8 | 40.44 |
| 1311 Grand Rapids W1 P11 | 813 | 462 | 261 | 201 | 0 | 56.83 |
| 1312 Grand Rapids W1 P12 | 1734 | 408 | 117 | 289 | 2 | 23.53 |
| 1313 Grand Rapids W1 P13 | 1914 | 474 | 183 | 285 | 6 | 24.76 |
| 1314 Grand Rapids W1 P14 | 2018 | 765 | 347 | 418 | 0 | 37.91 |
| 1315 Grand Rapids W1 P15 | 1873 | 304 | 48 | 254 | 2 | 16.23 |
| 1316 Grand Rapids W1 P16 | 1963 | 333 | 60 | 271 | 2 | 16.96 |
| 1317 Grand Rapids W1 P17 | 2229 | 693 | 257 | 430 | 6 | 31.09 |
| 1318 Grand Rapids W1 P18 | 1036 | 181 | 18 | 162 | 1 | 17.47 |
| 1319 Grand Rapids W1 P19 | 2082 | 598 | 229 | 369 | 0 | 28.72 |
| 1320 Grand Rapids W1 P20 | 2176 | 1127 | 655 | 472 | 0 | 51.79 |
| 1321 Grand Rapids W1 P21 | 1768 | 853 | 555 | 298 | 0 | 48.25 |
| 1322 Grand Rapids W1 P22 | 688 | 117 | 22 | 94 | 1 | 17.01 |
| 1323 Grand Rapids W1 P23 | 1761 | 836 | 541 | 295 | 0 | 47.47 |
| 1324 Grand Rapids W1 P24 | 1633 | 252 | 26 | 225 | 1 | 15.43 |
| 1325 Grand Rapids W2 P25 | 1217 | 519 | 95 | 423 | 1 | 42.65 |
| 1326 Grand Rapids W2 P26 | 1692 | 629 | 257 | 372 | 0 | 37.17 |
| 1327 Grand Rapids W2 P27 | 1231 | 538 | 173 | 357 | 8 | 43.70 |
| 1328 Grand Rapids W2 P28 | 1953 | 747 | 283 | 464 | 0 | 38.25 |
| 1329 Grand Rapids W2 P29 | 1744 | 449 | 135 | 310 | 4 | 25.75 |
| 1330 Grand Rapids W2 P30 | 1584 | 861 | 332 | 523 | 6 | 54.36 |
| 1331 Grand Rapids W2 P31 | 2209 | 754 | 259 | 495 | 0 | 34.13 |
| 1332 Grand Rapids W2 P32 | 1295 | 416 | 123 | 292 | 1 | 32.12 |
| 1333 Grand Rapids W2 P33 | 962 | 523 | 147 | 376 | 0 | 54.37 |
| 1334 Grand Rapids W2 P34 | 2128 | 800 | 290 | 500 | 10 | 37.59 |
| 1335 Grand Rapids W2 P35 | 1968 | 920 | 463 | 457 | 0 | 46.75 |
| 1336 Grand Rapids W2 P36 | 986 | 341 | 134 | 206 | 1 | 34.58 |
| 1337 Grand Rapids W2 P37 | 2447 | 1068 | 487 | 581 | 0 | 43.65 |
| 1338 Grand Rapids W2 P38 | 2326 | 780 | 274 | 502 | 4 | 33.53 |
| 1339 Grand Rapids W2 P39 | 934 | 415 | 97 | 317 | 1 | 44.43 |
| 1340 Grand Rapids W2 P40 | 1676 | 830 | 173 | 657 | 0 | 49.52 |
| 1341 Grand Rapids W2 P41 | 2423 | 908 | 450 | 458 | 0 | 37.47 |
| 1342 Grand Rapids W2 P42 | 1847 | 907 | 402 | 505 | 0 | 49.11 |
| 1343 Grand Rapids W2 P43 | 1583 | 683 | 342 | 341 | 0 | 43.15 |

01 = REGISTERED VOTERS - TOTAL
02 = BALLOTS CAST - TOTAL
03 = BALLOTS CAST - REPUBLICAN

TOTAL PERCENT
324,385
131,100
76,833 58.61

04 = BALLOTS CAST - DEMOCRATIC
05 = BALLOTS CAST - NONPARTISAN
06 = VOTER TURNOUT - TOTAL

TOTAL PERCENT
54,091 41.26
175 .13
40.41

(CONTINUED FROM PREVIOUS PAGE)

| | 01 | 02 | 03 | 04 | 05 | 06 |
|------------------------------|------|------|-----|-----|----|-------|
| 1344 Grand Rapids W2 P44 | 1785 | 825 | 457 | 368 | 0 | 46.22 |
| 1345 Grand Rapids W2 P45 | 2027 | 1017 | 592 | 425 | 0 | 50.17 |
| 1346 Grand Rapids W2 P46 | 2114 | 780 | 391 | 389 | 0 | 36.90 |
| 1347 Grand Rapids W2 P47 | 1612 | 886 | 446 | 440 | 0 | 54.96 |
| 1348 Grand Rapids W2 P48 | 1352 | 522 | 126 | 392 | 4 | 38.61 |
| 1349 Grand Rapids W2 P49 | 1902 | 739 | 173 | 564 | 2 | 38.85 |
| 1350 Grand Rapids W2 P50 | 2227 | 974 | 195 | 776 | 3 | 43.74 |
| 1351 Grand Rapids W3 P51 | 1660 | 509 | 194 | 315 | 0 | 30.66 |
| 1352 Grand Rapids W3 P52 | 929 | 333 | 44 | 289 | 0 | 35.84 |
| 1353 Grand Rapids W3 P53 | 2402 | 1098 | 708 | 390 | 0 | 45.71 |
| 1354 Grand Rapids W3 P54 | 1509 | 654 | 389 | 265 | 0 | 43.34 |
| 1355 Grand Rapids W3 P55 | 2141 | 985 | 537 | 448 | 0 | 46.01 |
| 1356 Grand Rapids W3 P56 | 1989 | 904 | 505 | 399 | 0 | 45.45 |
| 1357 Grand Rapids W3 P57 | 1178 | 497 | 230 | 267 | 0 | 42.19 |
| 1358 Grand Rapids W3 P58 | 1701 | 726 | 437 | 289 | 0 | 42.68 |
| 1359 Grand Rapids W3 P59 | 2213 | 977 | 412 | 565 | 0 | 44.15 |
| 1360 Grand Rapids W3 P60 | 2295 | 862 | 137 | 724 | 1 | 37.56 |
| 1361 Grand Rapids W3 P61 | 913 | 461 | 150 | 311 | 0 | 50.49 |
| 1362 Grand Rapids W3 P62 | 1764 | 483 | 82 | 400 | 1 | 27.38 |
| 1363 Grand Rapids W3 P63 | 1786 | 447 | 78 | 365 | 4 | 25.03 |
| 1364 Grand Rapids W3 P64 | 1811 | 450 | 127 | 323 | 0 | 24.85 |
| 1365 Grand Rapids W3 P65 | 1917 | 540 | 233 | 307 | 0 | 28.17 |
| 1366 Grand Rapids W3 P66 | 2219 | 419 | 34 | 384 | 1 | 18.88 |
| 1367 Grand Rapids W3 P67 | 2662 | 523 | 42 | 475 | 6 | 19.65 |
| 1368 Grand Rapids W3 P68 | 1571 | 750 | 260 | 490 | 0 | 47.74 |
| 1369 Grand Rapids W3 P69 | 1385 | 707 | 447 | 260 | 0 | 51.05 |
| 1370 Grand Rapids W3 P70 | 1709 | 308 | 18 | 287 | 3 | 18.02 |
| 1371 Grand Rapids W3 P71 | 1593 | 574 | 154 | 420 | 0 | 36.03 |
| 1372 Grand Rapids W3 P72 | 864 | 397 | 157 | 240 | 0 | 45.95 |
| 1373 Grand Rapids W3 P73 | 1114 | 524 | 238 | 286 | 0 | 47.04 |
| 1374 Grand Rapids W3 P74 | 1300 | 495 | 202 | 293 | 0 | 38.08 |
| 1375 Grand Rapids W3 P75 | 1161 | 386 | 81 | 302 | 3 | 33.25 |
| 1376 Grand Rapids W3 P76 | 1468 | 381 | 35 | 344 | 2 | 25.95 |
| 1377 Grand Rapids W3 P77 | 1270 | 625 | 290 | 335 | 0 | 49.21 |
| 1401 Grand Rapids Twp Pct 1 | 1466 | 696 | 525 | 171 | 0 | 47.48 |
| 1402 Grand Rapids Twp Pct 2 | 1704 | 833 | 541 | 292 | 0 | 48.88 |
| 1403 Grand Rapids Twp Pct 3 | 1763 | 955 | 654 | 301 | 0 | 54.17 |
| 1404 Grand Rapids Twp Pct 4 | 650 | 347 | 220 | 127 | 0 | 53.38 |
| 1405 Grand Rapids Twp Pct 5 | 1174 | 607 | 388 | 219 | 0 | 51.70 |
| 1406 Grand Rapids Twp Pct 6 | 1688 | 856 | 585 | 271 | 0 | 50.71 |
| 1407 Grand Rapids Twp Pct 7 | 1001 | 434 | 258 | 176 | 0 | 43.36 |
| 1408 Grand Rapids Twp Pct 8 | 1729 | 832 | 607 | 225 | 0 | 48.12 |
| 1409 Grand Rapids Twp Pct 9 | 1884 | 855 | 609 | 246 | 0 | 45.38 |
| 1601 Grattan Township Pct 1 | 1491 | 596 | 435 | 157 | 4 | 39.97 |
| 1602 Grattan Township Pct 2 | 1507 | 644 | 433 | 202 | 9 | 42.73 |
| 1801 Lowell Precinct 1 | 1508 | 560 | 305 | 255 | 0 | 37.14 |
| 1802 Lowell Precinct 2 | 1373 | 441 | 270 | 171 | 0 | 32.12 |
| 1901 Lowell Township Pct 1 | 2406 | 1047 | 737 | 310 | 0 | 43.52 |
| 1902 Lowell Township Pct 2 | 2193 | 789 | 485 | 304 | 0 | 35.98 |
| 2001 Nelson Township Pct 1 | 1545 | 522 | 335 | 187 | 0 | 33.79 |
| 2002 Nelson Township Pct 2 | 1519 | 483 | 348 | 135 | 0 | 31.80 |
| 2003 Nelson Township Pct 3 | 336 | 104 | 70 | 34 | 0 | 30.95 |
| 2101 Oakfield Township Pct 1 | 1441 | 582 | 395 | 187 | 0 | 40.39 |
| 2102 Oakfield Township Pct 2 | 1675 | 578 | 412 | 166 | 0 | 34.51 |
| 2103 Oakfield Township Pct 3 | 1249 | 421 | 272 | 149 | 0 | 33.71 |

| | | | | | |
|--------------------------------|---------|-------|---------------------------------|--------|---------|
| 01 = REGISTERED VOTERS - TOTAL | 324,385 | | 04 = BALLOTS CAST - DEMOCRATIC | TOTAL | PERCENT |
| 02 = BALLOTS CAST - TOTAL | 131,100 | | 05 = BALLOTS CAST - NONPARTISAN | 54,091 | 41.26 |
| 03 = BALLOTS CAST - REPUBLICAN | 76,833 | 58.61 | 06 = VOTER TURNOUT - TOTAL | 175 | .13 |
| | | | | | 40.41 |

(CONTINUED FROM PREVIOUS PAGE)

| | 01 | 02 | 03 | 04 | 05 | 06 |
|-------------------------------|------|------|-----|-----|----|-------|
| 2201 Plainfield Twp Pct 1 | 2519 | 1153 | 796 | 357 | 0 | 45.77 |
| 2202 Plainfield Twp Pct 2 | 2166 | 780 | 518 | 262 | 0 | 36.01 |
| 2203 Plainfield Twp Pct 3 | 2041 | 743 | 400 | 343 | 0 | 36.40 |
| 2204 Plainfield Twp Pct 4 | 2319 | 880 | 515 | 365 | 0 | 37.95 |
| 2205 Plainfield Twp Pct 5 | 2093 | 876 | 509 | 367 | 0 | 41.85 |
| 2206 Plainfield Twp Pct 6 | 2727 | 1117 | 772 | 345 | 0 | 40.96 |
| 2207 Plainfield Twp Pct 7 | 2388 | 1102 | 776 | 325 | 0 | 46.15 |
| 2208 Plainfield Twp Pct 8 | 2781 | 1224 | 730 | 494 | 0 | 44.01 |
| 2209 Plainfield Twp Pct 9 | 2331 | 890 | 586 | 304 | 0 | 38.18 |
| 2210 Plainfield Twp Pct 10 | 1669 | 812 | 546 | 266 | 0 | 48.65 |
| 2211 Plainfield Twp Pct 11 | 1685 | 900 | 643 | 257 | 0 | 53.41 |
| 2301 Rockford Precinct 1 | 1845 | 799 | 457 | 342 | 0 | 43.31 |
| 2302 Rockford Precinct 2 | 2309 | 1036 | 640 | 396 | 0 | 44.87 |
| 2401 Solon Township Pct 1 | 1767 | 628 | 466 | 162 | 0 | 35.54 |
| 2402 Solon Township Pct 2 | 2626 | 861 | 628 | 233 | 0 | 32.79 |
| 2501 Sparta Township Pct 1 | 2793 | 1010 | 601 | 409 | 0 | 36.16 |
| 2502 Sparta Township Pct 2 | 1452 | 499 | 344 | 155 | 0 | 34.37 |
| 2503 Sparta Township Pct 3 | 1907 | 667 | 466 | 201 | 0 | 34.98 |
| 2601 Spencer Township Pct 1 | 2672 | 1046 | 703 | 343 | 0 | 39.15 |
| 2701 Tyrone Township Pct 1 | 1766 | 629 | 441 | 188 | 0 | 35.62 |
| 2702 Tyrone Township Pct 2 | 1328 | 461 | 337 | 124 | 0 | 34.71 |
| 2801 Vergennes Township Pct 1 | 1797 | 791 | 607 | 184 | 0 | 44.02 |
| 2802 Vergennes Township Pct 2 | 1582 | 652 | 444 | 208 | 0 | 41.21 |

PRESIDENT OF THE UNITED STATES

VOTES PERCENT

VOTES PERCENT

Vote for not more than 1

| | | | | |
|---------------------|--------|-------|----------------------|--------------|
| 01 = Jeb Bush | 649 | .85 | | |
| 02 = Ben Carson | 1,386 | 1.81 | 09 = George Pataki | 34 .04 |
| 03 = Chris Christie | 167 | .22 | 10 = Rand Paul | 192 .25 |
| 04 = Ted Cruz | 26,481 | 34.49 | 11 = Marco Rubio | 8,867 11.55 |
| 05 = Carly Fiorina | 79 | .10 | 12 = Rick Santorum | 68 .09 |
| 06 = Lindsey Graham | 18 | .02 | 13 = Donald J. Trump | 17,260 22.48 |
| 07 = Mike Huckabee | 153 | .20 | 14 = Uncommitted | 1,131 1.47 |
| 08 = John R. Kasich | 20,252 | 26.38 | 15 = Write-In | 36 .05 |

| | 01 | 02 | 03 | 04 | 05 | 06 | 07 | 08 | 09 | 10 | 11 | 12 | 13 | 14 | 15 |
|-------------------------------|----|----|----|-----|----|----|----|-----|----|----|-----|----|-----|----|----|
| 0101 Ada Township Pct 1 | 2 | 5 | 2 | 87 | 0 | 0 | 0 | 118 | 1 | 0 | 66 | 0 | 85 | 7 | 0 |
| 0102 Ada Township Pct 2 | 2 | 5 | 3 | 167 | 0 | 0 | 0 | 236 | 0 | 2 | 64 | 0 | 127 | 3 | 0 |
| 0103 Ada Township Pct 3 | 0 | 3 | 1 | 106 | 1 | 0 | 0 | 115 | 0 | 0 | 50 | 0 | 81 | 10 | 0 |
| 0104 Ada Township Pct 4 | 6 | 4 | 0 | 130 | 0 | 0 | 0 | 116 | 0 | 0 | 53 | 0 | 72 | 6 | 0 |
| 0105 Ada Township Pct 5 | 2 | 2 | 1 | 230 | 0 | 0 | 0 | 192 | 0 | 1 | 61 | 0 | 137 | 5 | 0 |
| 0106 Ada Township Pct 6 | 2 | 1 | 0 | 59 | 1 | 1 | 0 | 83 | 0 | 0 | 34 | 1 | 53 | 0 | 0 |
| 0107 Ada Township Pct 7 | 0 | 2 | 0 | 106 | 0 | 0 | 0 | 126 | 0 | 1 | 42 | 0 | 65 | 5 | 0 |
| 0108 Ada Township Pct 8 | 2 | 0 | 0 | 122 | 0 | 0 | 0 | 101 | 1 | 1 | 28 | 0 | 75 | 6 | 0 |
| 0201 Algoma Township Pct 1 | 3 | 12 | 0 | 143 | 1 | 0 | 0 | 53 | 1 | 0 | 35 | 0 | 111 | 8 | 0 |
| 0202 Algoma Township Pct 2 | 7 | 9 | 0 | 189 | 0 | 0 | 1 | 92 | 0 | 1 | 52 | 0 | 120 | 8 | 0 |
| 0203 Algoma Township Pct 3 | 4 | 9 | 0 | 177 | 0 | 1 | 1 | 65 | 0 | 2 | 46 | 0 | 134 | 11 | 1 |
| 0204 Algoma Township Pct 4 | 3 | 4 | 2 | 147 | 0 | 0 | 0 | 88 | 0 | 1 | 50 | 0 | 92 | 4 | 0 |
| 0205 Algoma Township Pct 5 | 5 | 11 | 0 | 218 | 0 | 0 | 0 | 127 | 0 | 1 | 61 | 0 | 116 | 12 | 1 |
| 0301 Alpine Township Pct 1 | 3 | 5 | 1 | 96 | 0 | 0 | 0 | 69 | 0 | 1 | 23 | 1 | 77 | 2 | 0 |
| 0302 Alpine Township Pct 2 | 3 | 5 | 1 | 91 | 0 | 0 | 0 | 46 | 1 | 1 | 27 | 0 | 81 | 10 | 1 |
| 0303 Alpine Township Pct 3 | 7 | 1 | 1 | 194 | 2 | 0 | 1 | 120 | 0 | 2 | 46 | 0 | 148 | 21 | 0 |
| 0304 Alpine Township Pct 4 | 2 | 8 | 0 | 147 | 0 | 0 | 0 | 72 | 0 | 0 | 50 | 0 | 143 | 9 | 0 |
| 0305 Alpine Township Pct 5 | 0 | 6 | 2 | 110 | 0 | 0 | 0 | 49 | 0 | 0 | 25 | 1 | 76 | 8 | 0 |
| 0306 Alpine Township Pct 6 | 2 | 1 | 0 | 32 | 0 | 0 | 0 | 7 | 0 | 2 | 8 | 0 | 39 | 1 | 1 |
| 0401 Bowne Township Pct 1 | 3 | 14 | 0 | 320 | 0 | 0 | 0 | 194 | 0 | 3 | 79 | 0 | 223 | 3 | 1 |
| 0501 Byron Township Pct 1 | 7 | 18 | 1 | 413 | 2 | 0 | 2 | 197 | 0 | 3 | 122 | 0 | 204 | 14 | 0 |
| 0502 Byron Township Pct 2 | 5 | 20 | 0 | 393 | 1 | 0 | 0 | 223 | 0 | 4 | 137 | 0 | 179 | 12 | 0 |
| 0503 Byron Township Pct 3 | 2 | 9 | 1 | 150 | 0 | 0 | 2 | 60 | 0 | 1 | 39 | 0 | 104 | 5 | 0 |
| 0505 Byron Township Pct 4 - 3 | 4 | 10 | 2 | 407 | 1 | 0 | 0 | 143 | 0 | 0 | 81 | 1 | 130 | 7 | 0 |
| 0506 Byron Township Pct 5 | 8 | 14 | 4 | 463 | 1 | 0 | 0 | 174 | 0 | 5 | 92 | 1 | 151 | 6 | 0 |
| 0507 Byron Township Pct 6 | 3 | 3 | 0 | 224 | 0 | 0 | 1 | 132 | 0 | 2 | 51 | 0 | 109 | 1 | 0 |
| 0508 Byron Township Pct 7 | 8 | 17 | 0 | 265 | 1 | 0 | 2 | 117 | 0 | 1 | 63 | 0 | 140 | 8 | 0 |
| 0509 Byron Township Pct 8 | 7 | 27 | 6 | 245 | 0 | 0 | 2 | 159 | 1 | 3 | 90 | 0 | 148 | 25 | 1 |
| 0601 Caledonia Township Pct 1 | 3 | 4 | 2 | 130 | 0 | 0 | 1 | 67 | 0 | 1 | 23 | 0 | 61 | 13 | 0 |
| 0602 Caledonia Township Pct 2 | 1 | 13 | 0 | 297 | 0 | 0 | 3 | 196 | 0 | 3 | 95 | 0 | 205 | 17 | 0 |
| 0603 Caledonia Township Pct 3 | 6 | 13 | 2 | 377 | 1 | 1 | 1 | 224 | 0 | 4 | 89 | 0 | 227 | 12 | 1 |
| 0604 Caledonia Township Pct 4 | 2 | 6 | 1 | 184 | 1 | 1 | 2 | 126 | 0 | 3 | 43 | 0 | 109 | 4 | 0 |
| 0605 Caledonia Township Pct 5 | 6 | 8 | 0 | 261 | 1 | 0 | 2 | 158 | 0 | 0 | 59 | 1 | 178 | 5 | 0 |
| 0701 Cannon Township Pct 1 | 1 | 10 | 0 | 260 | 0 | 0 | 0 | 168 | 0 | 1 | 70 | 0 | 131 | 6 | 0 |
| 0702 Cannon Township Pct 2 | 0 | 11 | 0 | 200 | 0 | 0 | 1 | 131 | 0 | 2 | 55 | 0 | 150 | 6 | 0 |
| 0703 Cannon Township Pct 3 | 1 | 5 | 0 | 186 | 2 | 0 | 0 | 148 | 0 | 1 | 57 | 2 | 124 | 4 | 1 |
| 0704 Cannon Township Pct 4 | 4 | 11 | 0 | 232 | 1 | 0 | 2 | 195 | 0 | 3 | 101 | 1 | 184 | 10 | 0 |
| 0705 Cannon Township Pct 5 | 7 | 5 | 1 | 162 | 0 | 0 | 0 | 159 | 0 | 1 | 57 | 0 | 145 | 16 | 0 |
| 0706 Cannon Township Pct 6 | 2 | 9 | 6 | 190 | 1 | 0 | 1 | 162 | 0 | 5 | 66 | 0 | 138 | 4 | 0 |
| 0801 Cascade Township Pct 1 | 4 | 8 | 3 | 107 | 0 | 0 | 0 | 182 | 2 | 0 | 70 | 0 | 87 | 11 | 0 |
| 0802 Cascade Township Pct 2 | 1 | 9 | 1 | 222 | 1 | 0 | 1 | 267 | 0 | 0 | 83 | 0 | 165 | 5 | 1 |
| 0803 Cascade Township Pct 3 | 7 | 14 | 2 | 224 | 2 | 0 | 0 | 345 | 1 | 2 | 113 | 0 | 157 | 11 | 1 |
| 0804 Cascade Township Pct 4 | 5 | 7 | 4 | 175 | 1 | 0 | 1 | 258 | 0 | 0 | 90 | 1 | 158 | 14 | 0 |
| 0805 Cascade Township Pct 5 | 1 | 2 | 0 | 161 | 0 | 0 | 0 | 112 | 0 | 2 | 50 | 2 | 113 | 3 | 0 |
| 0806 Cascade Township Pct 6 | 0 | 8 | 0 | 124 | 1 | 0 | 0 | 200 | 1 | 1 | 52 | 0 | 100 | 9 | 0 |
| 0807 Cascade Township Pct 7 | 0 | 7 | 2 | 132 | 0 | 0 | 1 | 155 | 0 | 0 | 61 | 0 | 77 | 4 | 0 |
| 0808 Cascade Township Pct 8 | 4 | 2 | 1 | 135 | 1 | 0 | 1 | 216 | 0 | 1 | 66 | 0 | 106 | 5 | 0 |

| | VOTES | PERCENT | | VOTES | PERCENT |
|--------------------------------|--------|---------|----------------------|--------|---------|
| PRESIDENT OF THE UNITED STATES | | | | | |
| Vote for not more than 1 | | | | | |
| 01 = Jeb Bush | 649 | .85 | | | |
| 02 = Ben Carson | 1,386 | 1.81 | 09 = George Pataki | 34 | .04 |
| 03 = Chris Christie | 167 | .22 | 10 = Rand Paul | 192 | .25 |
| 04 = Ted Cruz | 26,481 | 34.49 | 11 = Marco Rubio | 8,867 | 11.55 |
| 05 = Carly Fiorina | 79 | .10 | 12 = Rick Santorum | 68 | .09 |
| 06 = Lindsey Graham | 18 | .02 | 13 = Donald J. Trump | 17,260 | 22.48 |
| 07 = Mike Huckabee | 153 | .20 | 14 = Uncommitted | 1,131 | 1.47 |
| 08 = John R. Kasich | 20,252 | 26.38 | 15 = Write-In | 36 | .05 |

(CONTINUED FROM PREVIOUS PAGE)

| | 01 | 02 | 03 | 04 | 05 | 06 | 07 | 08 | 09 | 10 | 11 | 12 | 13 | 14 | 15 |
|-------------------------------|----|----|----|-----|----|----|----|-----|----|----|-----|----|-----|----|----|
| 0901 Cedar Springs Precinct 1 | 2 | 7 | 1 | 147 | 0 | 1 | 1 | 48 | 0 | 2 | 36 | 0 | 109 | 14 | 0 |
| 1001 Courtland Township Pct 1 | 4 | 12 | 0 | 197 | 0 | 0 | 2 | 152 | 2 | 1 | 55 | 0 | 152 | 6 | 0 |
| 1002 Courtland Township Pct 2 | 1 | 12 | 0 | 243 | 1 | 0 | 3 | 113 | 0 | 1 | 63 | 1 | 149 | 4 | 0 |
| 1003 Courtland Township Pct 3 | 3 | 9 | 0 | 248 | 1 | 0 | 2 | 140 | 0 | 0 | 65 | 1 | 162 | 4 | 0 |
| 1111 EGR Ward 1 Pct 1 | 3 | 2 | 1 | 57 | 2 | 0 | 1 | 182 | 0 | 0 | 53 | 1 | 89 | 4 | 0 |
| 1112 EGR Ward 1 Pct 2 | 5 | 3 | 2 | 86 | 0 | 0 | 0 | 211 | 0 | 0 | 56 | 0 | 82 | 4 | 1 |
| 1123 EGR Ward 2 Pct 3 | 4 | 3 | 0 | 84 | 2 | 0 | 0 | 202 | 1 | 0 | 54 | 1 | 87 | 4 | 0 |
| 1124 EGR Ward 2 Pct 4 | 3 | 2 | 1 | 95 | 0 | 0 | 0 | 207 | 0 | 0 | 44 | 1 | 52 | 7 | 0 |
| 1135 EGR Ward 3 Pct 5 | 6 | 3 | 0 | 65 | 2 | 0 | 1 | 243 | 1 | 1 | 61 | 1 | 54 | 3 | 0 |
| 1136 EGR Ward 3 Pct 6 | 1 | 3 | 1 | 52 | 1 | 0 | 0 | 198 | 0 | 0 | 41 | 0 | 63 | 3 | 0 |
| 1201 Gaines Township Pct 1 | 3 | 15 | 1 | 326 | 1 | 0 | 1 | 132 | 0 | 0 | 67 | 1 | 174 | 4 | 0 |
| 1202 Gaines Township Pct 2 | 3 | 5 | 2 | 141 | 1 | 0 | 0 | 112 | 0 | 1 | 71 | 0 | 101 | 7 | 0 |
| 1203 Gaines Township Pct 3 | 7 | 12 | 1 | 311 | 1 | 0 | 2 | 125 | 1 | 0 | 62 | 0 | 91 | 6 | 0 |
| 1204 Gaines Township Pct 4 | 2 | 15 | 0 | 142 | 0 | 0 | 0 | 52 | 0 | 1 | 41 | 0 | 93 | 8 | 0 |
| 1205 Gaines Township Pct 5 | 1 | 9 | 1 | 89 | 0 | 0 | 1 | 51 | 0 | 2 | 21 | 0 | 66 | 1 | 0 |
| 1206 Gaines Township Pct 6 | 2 | 12 | 0 | 323 | 1 | 0 | 0 | 203 | 0 | 0 | 94 | 0 | 128 | 6 | 0 |
| 1207 Gaines Township Pct 7 | 4 | 21 | 1 | 389 | 0 | 1 | 0 | 196 | 0 | 0 | 103 | 3 | 165 | 16 | 0 |
| 1208 Gaines Township Pct 8 | 5 | 24 | 5 | 273 | 3 | 0 | 0 | 98 | 0 | 0 | 71 | 0 | 156 | 15 | 0 |
| 1209 Gaines Township Pct 9 | 2 | 12 | 0 | 194 | 0 | 0 | 0 | 94 | 0 | 0 | 47 | 0 | 86 | 2 | 0 |
| 1301 Grand Rapids W1 P1 | 2 | 7 | 0 | 60 | 0 | 0 | 1 | 47 | 0 | 1 | 20 | 0 | 63 | 1 | 1 |
| 1302 Grand Rapids W1 P2 | 1 | 0 | 1 | 15 | 0 | 0 | 0 | 22 | 0 | 0 | 8 | 0 | 22 | 2 | 0 |
| 1303 Grand Rapids W1 P3 | 1 | 5 | 0 | 147 | 1 | 1 | 1 | 156 | 0 | 0 | 47 | 1 | 52 | 6 | 1 |
| 1304 Grand Rapids W1 P4 | 1 | 3 | 1 | 74 | 0 | 0 | 0 | 118 | 0 | 2 | 50 | 0 | 30 | 4 | 0 |
| 1305 Grand Rapids W1 P5 | 2 | 4 | 0 | 41 | 0 | 0 | 0 | 38 | 0 | 0 | 17 | 1 | 32 | 0 | 0 |
| 1306 Grand Rapids W1 P6 | 9 | 10 | 1 | 145 | 1 | 0 | 2 | 120 | 1 | 0 | 66 | 0 | 150 | 10 | 0 |
| 1307 Grand Rapids W1 P7 | 3 | 10 | 1 | 70 | 1 | 0 | 0 | 48 | 0 | 1 | 29 | 2 | 63 | 4 | 0 |
| 1308 Grand Rapids W1 P8 | 1 | 7 | 0 | 95 | 0 | 0 | 0 | 82 | 1 | 0 | 38 | 0 | 90 | 2 | 2 |
| 1309 Grand Rapids W1 P9 | 0 | 0 | 1 | 30 | 0 | 0 | 0 | 40 | 1 | 0 | 20 | 0 | 27 | 1 | 0 |
| 1310 Grand Rapids W1 P10 | 7 | 4 | 1 | 92 | 0 | 0 | 0 | 62 | 0 | 0 | 30 | 2 | 77 | 7 | 1 |
| 1311 Grand Rapids W1 P11 | 3 | 9 | 1 | 81 | 0 | 0 | 1 | 72 | 0 | 0 | 33 | 0 | 60 | 1 | 0 |
| 1312 Grand Rapids W1 P12 | 3 | 3 | 0 | 41 | 0 | 0 | 1 | 23 | 1 | 0 | 15 | 0 | 29 | 1 | 0 |
| 1313 Grand Rapids W1 P13 | 1 | 4 | 1 | 38 | 0 | 1 | 0 | 64 | 0 | 0 | 24 | 0 | 50 | 0 | 0 |
| 1314 Grand Rapids W1 P14 | 4 | 11 | 1 | 132 | 1 | 0 | 0 | 73 | 0 | 0 | 47 | 0 | 71 | 7 | 0 |
| 1315 Grand Rapids W1 P15 | 1 | 0 | 2 | 17 | 0 | 0 | 0 | 5 | 0 | 1 | 6 | 0 | 15 | 0 | 0 |
| 1316 Grand Rapids W1 P16 | 2 | 1 | 0 | 22 | 0 | 0 | 0 | 6 | 0 | 0 | 9 | 0 | 20 | 0 | 0 |
| 1317 Grand Rapids W1 P17 | 2 | 5 | 0 | 91 | 0 | 0 | 6 | 39 | 0 | 0 | 30 | 0 | 78 | 6 | 0 |
| 1318 Grand Rapids W1 P18 | 0 | 1 | 0 | 3 | 0 | 0 | 0 | 6 | 0 | 1 | 1 | 0 | 5 | 1 | 0 |
| 1319 Grand Rapids W1 P19 | 2 | 4 | 1 | 68 | 0 | 0 | 0 | 44 | 0 | 2 | 27 | 0 | 81 | 0 | 0 |
| 1320 Grand Rapids W1 P20 | 15 | 21 | 2 | 188 | 3 | 0 | 3 | 172 | 0 | 4 | 94 | 1 | 138 | 13 | 0 |
| 1321 Grand Rapids W1 P21 | 3 | 10 | 1 | 182 | 1 | 0 | 2 | 133 | 0 | 2 | 76 | 1 | 135 | 9 | 0 |
| 1322 Grand Rapids W1 P22 | 0 | 1 | 0 | 7 | 0 | 0 | 0 | 6 | 0 | 1 | 2 | 0 | 5 | 0 | 0 |
| 1323 Grand Rapids W1 P23 | 6 | 10 | 1 | 159 | 0 | 0 | 1 | 126 | 0 | 0 | 78 | 0 | 156 | 4 | 0 |
| 1324 Grand Rapids W1 P24 | 0 | 1 | 0 | 13 | 0 | 0 | 0 | 5 | 0 | 0 | 1 | 0 | 5 | 0 | 0 |
| 1325 Grand Rapids W2 P25 | 0 | 1 | 0 | 25 | 0 | 0 | 0 | 31 | 0 | 0 | 15 | 0 | 21 | 1 | 0 |
| 1326 Grand Rapids W2 P26 | 2 | 4 | 0 | 87 | 0 | 0 | 0 | 64 | 0 | 2 | 39 | 0 | 56 | 3 | 0 |
| 1327 Grand Rapids W2 P27 | 2 | 3 | 0 | 59 | 0 | 0 | 0 | 44 | 0 | 2 | 16 | 0 | 43 | 3 | 1 |
| 1328 Grand Rapids W2 P28 | 2 | 7 | 1 | 100 | 0 | 0 | 0 | 76 | 0 | 2 | 33 | 1 | 59 | 2 | 0 |
| 1329 Grand Rapids W2 P29 | 0 | 4 | 0 | 67 | 0 | 0 | 0 | 16 | 0 | 0 | 11 | 1 | 32 | 4 | 0 |

PRESIDENT OF THE UNITED STATES

Vote for not more than 1

| | VOTES | PERCENT | | VOTES | PERCENT |
|---------------------|--------|---------|----------------------|--------|---------|
| 01 = Jeb Bush | 649 | .85 | | | |
| 02 = Ben Carson | 1,386 | 1.81 | 09 = George Pataki | 34 | .04 |
| 03 = Chris Christie | 167 | .22 | 10 = Rand Paul | 192 | .25 |
| 04 = Ted Cruz | 26,481 | 34.49 | 11 = Marco Rubio | 8,867 | 11.55 |
| 05 = Carly Fiorina | 79 | .10 | 12 = Rick Santorum | 68 | .09 |
| 06 = Lindsey Graham | 18 | .02 | 13 = Donald J. Trump | 17,260 | 22.48 |
| 07 = Mike Huckabee | 153 | .20 | 14 = Uncommitted | 1,131 | 1.47 |
| 08 = John R. Kasich | 20,252 | 26.38 | 15 = Write-In | 36 | .05 |

(CONTINUED FROM PREVIOUS PAGE)

| | 01 | 02 | 03 | 04 | 05 | 06 | 07 | 08 | 09 | 10 | 11 | 12 | 13 | 14 | 15 |
|--------------------------|----|----|----|-----|----|----|----|-----|----|----|-----|----|-----|----|----|
| 1330 Grand Rapids W2 P30 | 3 | 7 | 1 | 101 | 0 | 0 | 0 | 116 | 0 | 2 | 47 | 0 | 48 | 6 | 1 |
| 1331 Grand Rapids W2 P31 | 3 | 3 | 0 | 98 | 0 | 0 | 1 | 52 | 0 | 1 | 21 | 0 | 79 | 1 | 0 |
| 1332 Grand Rapids W2 P32 | 3 | 1 | 0 | 37 | 0 | 0 | 0 | 34 | 0 | 1 | 19 | 0 | 28 | 0 | 0 |
| 1333 Grand Rapids W2 P33 | 4 | 5 | 0 | 39 | 0 | 0 | 2 | 50 | 0 | 1 | 28 | 0 | 18 | 0 | 0 |
| 1334 Grand Rapids W2 P34 | 2 | 4 | 2 | 99 | 0 | 0 | 0 | 64 | 0 | 2 | 38 | 0 | 75 | 4 | 0 |
| 1335 Grand Rapids W2 P35 | 3 | 5 | 3 | 155 | 0 | 0 | 1 | 137 | 0 | 2 | 51 | 1 | 97 | 7 | 0 |
| 1336 Grand Rapids W2 P36 | 1 | 5 | 1 | 45 | 0 | 0 | 1 | 21 | 0 | 1 | 16 | 1 | 37 | 5 | 0 |
| 1337 Grand Rapids W2 P37 | 3 | 10 | 0 | 174 | 0 | 0 | 2 | 127 | 0 | 0 | 55 | 3 | 102 | 9 | 1 |
| 1338 Grand Rapids W2 P38 | 1 | 5 | 0 | 74 | 0 | 0 | 0 | 106 | 0 | 1 | 29 | 0 | 58 | 0 | 0 |
| 1339 Grand Rapids W2 P39 | 2 | 0 | 0 | 19 | 0 | 0 | 0 | 36 | 0 | 0 | 22 | 0 | 16 | 2 | 0 |
| 1340 Grand Rapids W2 P40 | 0 | 3 | 0 | 50 | 0 | 0 | 0 | 80 | 1 | 0 | 20 | 1 | 18 | 0 | 0 |
| 1341 Grand Rapids W2 P41 | 5 | 7 | 0 | 178 | 1 | 0 | 0 | 88 | 0 | 2 | 41 | 0 | 119 | 9 | 0 |
| 1342 Grand Rapids W2 P42 | 0 | 8 | 0 | 153 | 1 | 0 | 0 | 107 | 0 | 0 | 38 | 0 | 90 | 5 | 0 |
| 1343 Grand Rapids W2 P43 | 2 | 11 | 0 | 102 | 0 | 0 | 3 | 109 | 1 | 1 | 26 | 0 | 84 | 3 | 0 |
| 1344 Grand Rapids W2 P44 | 8 | 13 | 6 | 152 | 0 | 0 | 1 | 111 | 1 | 0 | 54 | 1 | 93 | 17 | 0 |
| 1345 Grand Rapids W2 P45 | 4 | 10 | 0 | 191 | 1 | 0 | 0 | 182 | 0 | 3 | 81 | 0 | 110 | 10 | 0 |
| 1346 Grand Rapids W2 P46 | 11 | 8 | 2 | 118 | 0 | 0 | 3 | 110 | 0 | 2 | 58 | 0 | 73 | 6 | 0 |
| 1347 Grand Rapids W2 P47 | 10 | 7 | 3 | 100 | 0 | 0 | 2 | 158 | 0 | 2 | 56 | 1 | 98 | 9 | 0 |
| 1348 Grand Rapids W2 P48 | 0 | 4 | 0 | 42 | 0 | 0 | 0 | 42 | 0 | 1 | 14 | 0 | 23 | 0 | 0 |
| 1349 Grand Rapids W2 P49 | 1 | 2 | 0 | 38 | 0 | 1 | 1 | 89 | 0 | 0 | 18 | 0 | 23 | 0 | 0 |
| 1350 Grand Rapids W2 P50 | 1 | 1 | 1 | 40 | 0 | 0 | 0 | 85 | 0 | 0 | 34 | 0 | 32 | 1 | 0 |
| 1351 Grand Rapids W3 P51 | 2 | 3 | 0 | 74 | 0 | 0 | 1 | 45 | 0 | 1 | 17 | 0 | 47 | 4 | 0 |
| 1352 Grand Rapids W3 P52 | 0 | 0 | 0 | 11 | 0 | 0 | 0 | 20 | 0 | 2 | 8 | 0 | 2 | 0 | 1 |
| 1353 Grand Rapids W3 P53 | 21 | 65 | 1 | 157 | 0 | 0 | 3 | 222 | 0 | 3 | 136 | 1 | 77 | 21 | 1 |
| 1354 Grand Rapids W3 P54 | 2 | 2 | 0 | 114 | 0 | 0 | 0 | 166 | 0 | 0 | 58 | 0 | 41 | 6 | 0 |
| 1355 Grand Rapids W3 P55 | 4 | 7 | 0 | 179 | 0 | 0 | 2 | 213 | 0 | 1 | 56 | 0 | 69 | 6 | 0 |
| 1356 Grand Rapids W3 P56 | 22 | 11 | 1 | 149 | 0 | 0 | 1 | 159 | 2 | 1 | 63 | 0 | 89 | 6 | 0 |
| 1357 Grand Rapids W3 P57 | 1 | 4 | 0 | 77 | 0 | 1 | 2 | 62 | 1 | 0 | 41 | 0 | 38 | 3 | 0 |
| 1358 Grand Rapids W3 P58 | 4 | 5 | 1 | 123 | 0 | 0 | 2 | 153 | 1 | 0 | 66 | 0 | 74 | 8 | 0 |
| 1359 Grand Rapids W3 P59 | 17 | 17 | 0 | 109 | 2 | 0 | 1 | 156 | 0 | 3 | 49 | 0 | 53 | 5 | 0 |
| 1360 Grand Rapids W3 P60 | 0 | 3 | 0 | 39 | 0 | 1 | 0 | 57 | 0 | 0 | 21 | 0 | 14 | 2 | 0 |
| 1361 Grand Rapids W3 P61 | 8 | 7 | 2 | 33 | 3 | 0 | 2 | 50 | 0 | 1 | 21 | 0 | 16 | 6 | 0 |
| 1362 Grand Rapids W3 P62 | 0 | 2 | 0 | 43 | 0 | 0 | 1 | 11 | 0 | 1 | 10 | 0 | 11 | 3 | 0 |
| 1363 Grand Rapids W3 P63 | 1 | 1 | 1 | 39 | 0 | 0 | 0 | 7 | 0 | 0 | 13 | 0 | 15 | 1 | 0 |
| 1364 Grand Rapids W3 P64 | 3 | 2 | 0 | 52 | 1 | 1 | 0 | 27 | 0 | 1 | 11 | 0 | 24 | 4 | 0 |
| 1365 Grand Rapids W3 P65 | 2 | 3 | 1 | 74 | 0 | 0 | 0 | 65 | 0 | 0 | 36 | 0 | 47 | 4 | 1 |
| 1366 Grand Rapids W3 P66 | 0 | 3 | 0 | 15 | 0 | 0 | 0 | 6 | 0 | 0 | 4 | 0 | 5 | 0 | 0 |
| 1367 Grand Rapids W3 P67 | 0 | 1 | 0 | 16 | 0 | 0 | 0 | 8 | 0 | 2 | 4 | 0 | 8 | 1 | 1 |
| 1368 Grand Rapids W3 P68 | 1 | 4 | 0 | 61 | 0 | 0 | 0 | 121 | 0 | 1 | 51 | 1 | 19 | 0 | 1 |
| 1369 Grand Rapids W3 P69 | 7 | 17 | 1 | 115 | 0 | 0 | 2 | 181 | 0 | 0 | 62 | 1 | 57 | 3 | 0 |
| 1370 Grand Rapids W3 P70 | 0 | 0 | 0 | 3 | 0 | 0 | 0 | 10 | 0 | 0 | 2 | 0 | 2 | 0 | 1 |
| 1371 Grand Rapids W3 P71 | 1 | 7 | 0 | 42 | 0 | 1 | 1 | 53 | 0 | 0 | 17 | 0 | 29 | 2 | 1 |
| 1372 Grand Rapids W3 P72 | 1 | 5 | 0 | 62 | 0 | 0 | 1 | 50 | 1 | 1 | 17 | 0 | 18 | 1 | 0 |
| 1373 Grand Rapids W3 P73 | 1 | 1 | 1 | 81 | 0 | 0 | 0 | 73 | 0 | 2 | 33 | 2 | 39 | 5 | 0 |
| 1374 Grand Rapids W3 P74 | 0 | 3 | 1 | 78 | 0 | 0 | 0 | 57 | 1 | 0 | 23 | 1 | 34 | 4 | 0 |
| 1375 Grand Rapids W3 P75 | 1 | 4 | 0 | 22 | 0 | 0 | 0 | 29 | 0 | 1 | 12 | 0 | 10 | 1 | 0 |
| 1376 Grand Rapids W3 P76 | 0 | 1 | 0 | 15 | 0 | 0 | 0 | 7 | 0 | 0 | 4 | 0 | 8 | 0 | 0 |
| 1377 Grand Rapids W3 P77 | 7 | 3 | 0 | 91 | 0 | 0 | 0 | 112 | 0 | 0 | 31 | 0 | 43 | 3 | 0 |

PRESIDENT OF THE UNITED STATES

VOTES PERCENT

VOTES PERCENT

Vote for not more than 1

| | | | | |
|---------------------|--------|-------|----------------------|--------------|
| 01 = Jeb Bush | 649 | .85 | | |
| 02 = Ben Carson | 1,386 | 1.81 | 09 = George Pataki | 34 .04 |
| 03 = Chris Christie | 167 | .22 | 10 = Rand Paul | 192 .25 |
| 04 = Ted Cruz | 26,481 | 34.49 | 11 = Marco Rubio | 8,867 11.55 |
| 05 = Carly Fiorina | 79 | .10 | 12 = Rick Santorum | 68 .09 |
| 06 = Lindsey Graham | 18 | .02 | 13 = Donald J. Trump | 17,260 22.48 |
| 07 = Mike Huckabee | 153 | .20 | 14 = Uncommitted | 1,131 1.47 |
| 08 = John R. Kasich | 20,252 | 26.38 | 15 = Write-In | 36 .05 |

(CONTINUED FROM PREVIOUS PAGE)

| | 01 | 02 | 03 | 04 | 05 | 06 | 07 | 08 | 09 | 10 | 11 | 12 | 13 | 14 | 15 |
|-------------------------------|----|----|----|-----|----|----|----|-----|----|----|-----|----|-----|----|----|
| 1401 Grand Rapids Twp Pct 1 | 5 | 4 | 1 | 150 | 0 | 1 | 0 | 184 | 0 | 0 | 77 | 1 | 91 | 10 | 0 |
| 1402 Grand Rapids Twp Pct 2 | 1 | 4 | 0 | 209 | 0 | 0 | 1 | 140 | 0 | 0 | 75 | 0 | 108 | 3 | 0 |
| 1403 Grand Rapids Twp Pct 3 | 24 | 12 | 3 | 108 | 0 | 0 | 1 | 276 | 1 | 1 | 97 | 0 | 113 | 17 | 0 |
| 1404 Grand Rapids Twp Pct 4 | 3 | 4 | 1 | 71 | 0 | 0 | 1 | 63 | 0 | 0 | 21 | 0 | 55 | 1 | 0 |
| 1405 Grand Rapids Twp Pct 5 | 1 | 3 | 0 | 111 | 1 | 0 | 1 | 145 | 0 | 0 | 47 | 1 | 75 | 3 | 0 |
| 1406 Grand Rapids Twp Pct 6 | 4 | 10 | 2 | 202 | 0 | 0 | 3 | 158 | 1 | 2 | 74 | 2 | 120 | 7 | 0 |
| 1407 Grand Rapids Twp Pct 7 | 1 | 5 | 2 | 102 | 2 | 0 | 0 | 53 | 0 | 1 | 19 | 0 | 71 | 2 | 0 |
| 1408 Grand Rapids Twp Pct 8 | 5 | 11 | 1 | 149 | 0 | 0 | 0 | 237 | 0 | 0 | 81 | 0 | 117 | 6 | 0 |
| 1409 Grand Rapids Twp Pct 9 | 2 | 10 | 2 | 232 | 1 | 0 | 1 | 174 | 0 | 1 | 78 | 0 | 105 | 3 | 0 |
| 1601 Grattan Township Pct 1 | 7 | 5 | 3 | 147 | 0 | 0 | 0 | 83 | 0 | 1 | 37 | 1 | 140 | 11 | 0 |
| 1602 Grattan Township Pct 2 | 2 | 7 | 0 | 141 | 2 | 0 | 2 | 100 | 1 | 0 | 45 | 1 | 125 | 7 | 0 |
| 1801 Lowell Precinct 1 | 1 | 9 | 1 | 114 | 1 | 0 | 0 | 66 | 0 | 3 | 24 | 1 | 80 | 5 | 0 |
| 1802 Lowell Precinct 2 | 5 | 11 | 0 | 94 | 0 | 0 | 1 | 47 | 0 | 0 | 28 | 0 | 71 | 12 | 0 |
| 1901 Lowell Township Pct 1 | 3 | 13 | 4 | 285 | 0 | 0 | 2 | 164 | 0 | 4 | 78 | 1 | 174 | 9 | 0 |
| 1902 Lowell Township Pct 2 | 6 | 9 | 2 | 173 | 0 | 0 | 0 | 101 | 0 | 3 | 65 | 1 | 118 | 6 | 1 |
| 2001 Nelson Township Pct 1 | 1 | 5 | 0 | 142 | 0 | 0 | 0 | 50 | 1 | 0 | 23 | 0 | 112 | 1 | 0 |
| 2002 Nelson Township Pct 2 | 3 | 10 | 0 | 159 | 1 | 0 | 2 | 37 | 0 | 0 | 36 | 0 | 97 | 3 | 0 |
| 2003 Nelson Township Pct 3 | 0 | 2 | 0 | 35 | 0 | 0 | 0 | 11 | 0 | 0 | 4 | 0 | 17 | 1 | 0 |
| 2101 Oakfield Township Pct 1 | 4 | 4 | 0 | 146 | 2 | 0 | 1 | 69 | 0 | 1 | 44 | 1 | 118 | 5 | 0 |
| 2102 Oakfield Township Pct 2 | 0 | 2 | 3 | 173 | 0 | 0 | 2 | 65 | 0 | 2 | 22 | 0 | 137 | 5 | 1 |
| 2103 Oakfield Township Pct 3 | 0 | 2 | 1 | 115 | 0 | 0 | 0 | 56 | 0 | 1 | 17 | 0 | 74 | 6 | 0 |
| 2201 Plainfield Twp Pct 1 | 2 | 12 | 4 | 288 | 0 | 0 | 1 | 182 | 0 | 2 | 87 | 1 | 204 | 11 | 0 |
| 2202 Plainfield Twp Pct 2 | 8 | 15 | 0 | 187 | 0 | 0 | 1 | 112 | 0 | 2 | 58 | 0 | 128 | 7 | 0 |
| 2203 Plainfield Twp Pct 3 | 0 | 4 | 1 | 142 | 0 | 0 | 1 | 75 | 0 | 0 | 49 | 0 | 112 | 13 | 1 |
| 2204 Plainfield Twp Pct 4 | 3 | 4 | 0 | 157 | 1 | 1 | 0 | 134 | 0 | 4 | 68 | 1 | 126 | 14 | 1 |
| 2205 Plainfield Twp Pct 5 | 3 | 13 | 0 | 162 | 0 | 0 | 1 | 106 | 1 | 0 | 66 | 0 | 143 | 14 | 0 |
| 2206 Plainfield Twp Pct 6 | 6 | 15 | 0 | 275 | 3 | 0 | 1 | 158 | 0 | 5 | 104 | 1 | 176 | 28 | 0 |
| 2207 Plainfield Twp Pct 7 | 9 | 10 | 1 | 252 | 0 | 1 | 0 | 214 | 0 | 1 | 113 | 1 | 159 | 13 | 0 |
| 2208 Plainfield Twp Pct 8 | 6 | 20 | 0 | 247 | 0 | 0 | 1 | 173 | 0 | 6 | 86 | 2 | 176 | 11 | 1 |
| 2209 Plainfield Twp Pct 9 | 9 | 12 | 3 | 229 | 1 | 0 | 4 | 121 | 0 | 0 | 56 | 1 | 144 | 6 | 0 |
| 2210 Plainfield Twp Pct 10 | 1 | 10 | 2 | 215 | 0 | 0 | 2 | 108 | 0 | 1 | 63 | 0 | 134 | 10 | 0 |
| 2211 Plainfield Twp Pct 11 | 3 | 9 | 2 | 232 | 2 | 0 | 3 | 177 | 0 | 1 | 80 | 1 | 121 | 10 | 1 |
| 2301 Rockford Precinct 1 | 6 | 10 | 1 | 161 | 0 | 0 | 3 | 97 | 0 | 0 | 52 | 0 | 109 | 16 | 2 |
| 2302 Rockford Precinct 2 | 2 | 10 | 0 | 202 | 0 | 0 | 0 | 168 | 0 | 3 | 71 | 0 | 175 | 8 | 1 |
| 2401 Solon Township Pct 1 | 6 | 9 | 3 | 163 | 1 | 0 | 0 | 82 | 0 | 0 | 32 | 0 | 160 | 9 | 0 |
| 2402 Solon Township Pct 2 | 4 | 10 | 1 | 268 | 0 | 0 | 2 | 98 | 1 | 1 | 48 | 2 | 187 | 6 | 0 |
| 2501 Sparta Township Pct 1 | 9 | 12 | 0 | 222 | 1 | 0 | 7 | 101 | 0 | 1 | 59 | 0 | 165 | 20 | 0 |
| 2502 Sparta Township Pct 2 | 5 | 15 | 1 | 136 | 0 | 0 | 2 | 50 | 0 | 0 | 29 | 0 | 100 | 6 | 0 |
| 2503 Sparta Township Pct 3 | 4 | 9 | 1 | 166 | 0 | 0 | 1 | 85 | 0 | 0 | 53 | 1 | 139 | 6 | 1 |
| 2601 Spencer Township Pct 1 | 9 | 11 | 0 | 268 | 0 | 1 | 2 | 98 | 0 | 1 | 65 | 0 | 245 | 1 | 0 |
| 2701 Tyrone Township Pct 1 | 2 | 8 | 1 | 199 | 2 | 0 | 0 | 68 | 0 | 1 | 36 | 1 | 114 | 9 | 0 |
| 2702 Tyrone Township Pct 2 | 4 | 4 | 3 | 149 | 1 | 0 | 1 | 58 | 1 | 0 | 23 | 0 | 88 | 5 | 0 |
| 2801 Vergennes Township Pct 1 | 3 | 8 | 1 | 241 | 0 | 0 | 4 | 140 | 0 | 1 | 48 | 0 | 156 | 5 | 0 |
| 2802 Vergennes Township Pct 2 | 1 | 6 | 0 | 182 | 0 | 1 | 1 | 104 | 0 | 1 | 35 | 0 | 112 | 1 | 0 |

PRESIDENT OF THE UNITED STATES

VOTES PERCENT

VOTES PERCENT

Vote for not more than 1

01 = Hillary Clinton
02 = Roque Rocky De La Fuente
03 = Martin J. O'Malley19,823 36.69 04 = Bernie Sanders
31 .06 05 = Uncommitted
85 .16 06 = Write-In33,336 61.71
730 1.35
17 .03

| | 01 | 02 | 03 | 04 | 05 | 06 |
|-------------------------------|-----|----|----|-----|----|----|
| 0101 Ada Township Pct 1 | 52 | 0 | 0 | 102 | 5 | 0 |
| 0102 Ada Township Pct 2 | 114 | 0 | 1 | 159 | 6 | 0 |
| 0103 Ada Township Pct 3 | 76 | 0 | 1 | 72 | 3 | 0 |
| 0104 Ada Township Pct 4 | 43 | 0 | 1 | 74 | 0 | 0 |
| 0105 Ada Township Pct 5 | 90 | 0 | 0 | 109 | 1 | 0 |
| 0106 Ada Township Pct 6 | 38 | 0 | 0 | 64 | 1 | 0 |
| 0107 Ada Township Pct 7 | 52 | 0 | 1 | 102 | 2 | 1 |
| 0108 Ada Township Pct 8 | 42 | 0 | 0 | 99 | 0 | 0 |
| 0201 Algoma Township Pct 1 | 34 | 0 | 0 | 82 | 8 | 0 |
| 0202 Algoma Township Pct 2 | 52 | 0 | 0 | 79 | 6 | 0 |
| 0203 Algoma Township Pct 3 | 58 | 0 | 1 | 108 | 9 | 0 |
| 0204 Algoma Township Pct 4 | 57 | 0 | 0 | 147 | 3 | 0 |
| 0205 Algoma Township Pct 5 | 53 | 0 | 0 | 132 | 3 | 0 |
| 0301 Alpine Township Pct 1 | 64 | 0 | 0 | 85 | 1 | 0 |
| 0302 Alpine Township Pct 2 | 79 | 0 | 1 | 141 | 7 | 0 |
| 0303 Alpine Township Pct 3 | 108 | 0 | 0 | 259 | 9 | 0 |
| 0304 Alpine Township Pct 4 | 76 | 0 | 0 | 155 | 6 | 0 |
| 0305 Alpine Township Pct 5 | 48 | 0 | 0 | 78 | 3 | 0 |
| 0306 Alpine Township Pct 6 | 69 | 0 | 1 | 188 | 0 | 0 |
| 0401 Bowne Township Pct 1 | 41 | 0 | 0 | 146 | 1 | 0 |
| 0501 Byron Township Pct 1 | 60 | 0 | 0 | 105 | 1 | 0 |
| 0502 Byron Township Pct 2 | 95 | 0 | 0 | 116 | 5 | 0 |
| 0503 Byron Township Pct 3 | 73 | 0 | 2 | 144 | 3 | 0 |
| 0505 Byron Township Pct 4 - 3 | 49 | 0 | 0 | 85 | 1 | 0 |
| 0506 Byron Township Pct 5 | 37 | 0 | 0 | 72 | 1 | 0 |
| 0507 Byron Township Pct 6 | 44 | 0 | 1 | 78 | 4 | 0 |
| 0508 Byron Township Pct 7 | 65 | 0 | 0 | 108 | 4 | 0 |
| 0509 Byron Township Pct 8 | 109 | 0 | 4 | 157 | 12 | 0 |
| 0601 Caledonia Township Pct 1 | 35 | 1 | 0 | 90 | 4 | 0 |
| 0602 Caledonia Township Pct 2 | 86 | 0 | 1 | 175 | 5 | 0 |
| 0603 Caledonia Township Pct 3 | 96 | 0 | 2 | 166 | 5 | 0 |
| 0604 Caledonia Township Pct 4 | 53 | 0 | 1 | 95 | 0 | 0 |
| 0605 Caledonia Township Pct 5 | 72 | 0 | 1 | 101 | 8 | 0 |
| 0701 Cannon Township Pct 1 | 45 | 1 | 1 | 182 | 0 | 0 |
| 0702 Cannon Township Pct 2 | 66 | 0 | 2 | 162 | 4 | 0 |
| 0703 Cannon Township Pct 3 | 66 | 0 | 0 | 137 | 1 | 0 |
| 0704 Cannon Township Pct 4 | 95 | 0 | 0 | 153 | 8 | 0 |
| 0705 Cannon Township Pct 5 | 69 | 0 | 1 | 115 | 2 | 0 |
| 0706 Cannon Township Pct 6 | 49 | 0 | 0 | 151 | 3 | 0 |
| 0801 Cascade Township Pct 1 | 65 | 1 | 0 | 73 | 2 | 0 |
| 0802 Cascade Township Pct 2 | 105 | 0 | 0 | 145 | 3 | 0 |
| 0803 Cascade Township Pct 3 | 154 | 0 | 0 | 167 | 4 | 0 |
| 0804 Cascade Township Pct 4 | 176 | 1 | 1 | 174 | 2 | 0 |
| 0805 Cascade Township Pct 5 | 55 | 0 | 0 | 85 | 0 | 0 |
| 0806 Cascade Township Pct 6 | 93 | 0 | 0 | 132 | 0 | 0 |
| 0807 Cascade Township Pct 7 | 93 | 0 | 0 | 138 | 0 | 1 |
| 0808 Cascade Township Pct 8 | 93 | 0 | 0 | 95 | 1 | 0 |
| 0901 Cedar Springs Precinct 1 | 70 | 0 | 1 | 157 | 8 | 0 |
| 1001 Courtland Township Pct 1 | 84 | 0 | 2 | 143 | 2 | 0 |
| 1002 Courtland Township Pct 2 | 61 | 0 | 0 | 134 | 5 | 0 |
| 1003 Courtland Township Pct 3 | 66 | 0 | 0 | 145 | 5 | 0 |
| 1111 EGR Ward 1 Pct 1 | 165 | 1 | 0 | 205 | 1 | 0 |
| 1112 EGR Ward 1 Pct 2 | 146 | 1 | 0 | 175 | 4 | 0 |

| | VOTES | PERCENT | | VOTES | PERCENT |
|--------------------------------|--------|---------|---------------------|--------|---------|
| PRESIDENT OF THE UNITED STATES | | | | | |
| Vote for not more than 1 | | | | | |
| 01 = Hillary Clinton | 19,823 | 36.69 | 04 = Bernie Sanders | 33,336 | 61.71 |
| 02 = Roque Rocky De La Fuente | 31 | .06 | 05 = Uncommitted | 730 | 1.35 |
| 03 = Martin J. O'Malley | 85 | .16 | 06 = Write-In | 17 | .03 |

(CONTINUED FROM PREVIOUS PAGE)

| | 01 | 02 | 03 | 04 | 05 | 06 |
|----------------------------|-----|----|----|-----|----|----|
| 1123 EGR Ward 2 Pct 3 | 159 | 0 | 0 | 152 | 2 | 0 |
| 1124 EGR Ward 2 Pct 4 | 155 | 0 | 0 | 177 | 4 | 0 |
| 1135 EGR Ward 3 Pct 5 | 161 | 0 | 0 | 176 | 1 | 0 |
| 1136 EGR Ward 3 Pct 6 | 198 | 0 | 0 | 218 | 2 | 0 |
| 1201 Gaines Township Pct 1 | 52 | 0 | 1 | 94 | 1 | 0 |
| 1202 Gaines Township Pct 2 | 99 | 0 | 0 | 85 | 3 | 0 |
| 1203 Gaines Township Pct 3 | 65 | 1 | 1 | 146 | 1 | 0 |
| 1204 Gaines Township Pct 4 | 134 | 0 | 0 | 183 | 2 | 0 |
| 1205 Gaines Township Pct 5 | 112 | 1 | 1 | 189 | 1 | 1 |
| 1206 Gaines Township Pct 6 | 53 | 0 | 1 | 92 | 2 | 0 |
| 1207 Gaines Township Pct 7 | 71 | 0 | 0 | 151 | 0 | 0 |
| 1208 Gaines Township Pct 8 | 68 | 1 | 1 | 141 | 6 | 0 |
| 1209 Gaines Township Pct 9 | 120 | 0 | 1 | 118 | 1 | 0 |
| 1301 Grand Rapids W1 P1 | 92 | 0 | 0 | 336 | 0 | 1 |
| 1302 Grand Rapids W1 P2 | 66 | 0 | 0 | 140 | 2 | 0 |
| 1303 Grand Rapids W1 P3 | 184 | 0 | 1 | 253 | 8 | 0 |
| 1304 Grand Rapids W1 P4 | 200 | 0 | 0 | 263 | 3 | 0 |
| 1305 Grand Rapids W1 P5 | 65 | 0 | 1 | 257 | 2 | 0 |
| 1306 Grand Rapids W1 P6 | 164 | 0 | 0 | 243 | 12 | 0 |
| 1307 Grand Rapids W1 P7 | 60 | 0 | 0 | 115 | 3 | 1 |
| 1308 Grand Rapids W1 P8 | 104 | 0 | 0 | 237 | 2 | 0 |
| 1309 Grand Rapids W1 P9 | 97 | 0 | 1 | 217 | 3 | 0 |
| 1310 Grand Rapids W1 P10 | 125 | 1 | 1 | 263 | 8 | 0 |
| 1311 Grand Rapids W1 P11 | 65 | 0 | 0 | 135 | 1 | 0 |
| 1312 Grand Rapids W1 P12 | 84 | 0 | 1 | 199 | 5 | 0 |
| 1313 Grand Rapids W1 P13 | 82 | 0 | 0 | 203 | 0 | 0 |
| 1314 Grand Rapids W1 P14 | 77 | 1 | 1 | 333 | 6 | 0 |
| 1315 Grand Rapids W1 P15 | 115 | 1 | 0 | 135 | 3 | 0 |
| 1316 Grand Rapids W1 P16 | 130 | 0 | 0 | 139 | 2 | 0 |
| 1317 Grand Rapids W1 P17 | 132 | 1 | 1 | 291 | 5 | 0 |
| 1318 Grand Rapids W1 P18 | 88 | 0 | 0 | 70 | 2 | 0 |
| 1319 Grand Rapids W1 P19 | 93 | 0 | 1 | 266 | 9 | 0 |
| 1320 Grand Rapids W1 P20 | 178 | 0 | 0 | 281 | 13 | 0 |
| 1321 Grand Rapids W1 P21 | 104 | 0 | 0 | 184 | 10 | 0 |
| 1322 Grand Rapids W1 P22 | 43 | 0 | 0 | 51 | 0 | 0 |
| 1323 Grand Rapids W1 P23 | 106 | 0 | 0 | 177 | 12 | 0 |
| 1324 Grand Rapids W1 P24 | 126 | 1 | 1 | 95 | 2 | 0 |
| 1325 Grand Rapids W2 P25 | 72 | 1 | 0 | 348 | 2 | 0 |
| 1326 Grand Rapids W2 P26 | 93 | 0 | 0 | 272 | 4 | 0 |
| 1327 Grand Rapids W2 P27 | 98 | 0 | 0 | 249 | 10 | 0 |
| 1328 Grand Rapids W2 P28 | 112 | 0 | 1 | 350 | 0 | 1 |
| 1329 Grand Rapids W2 P29 | 74 | 0 | 2 | 231 | 3 | 0 |
| 1330 Grand Rapids W2 P30 | 166 | 0 | 0 | 355 | 2 | 0 |
| 1331 Grand Rapids W2 P31 | 102 | 0 | 1 | 384 | 7 | 0 |
| 1332 Grand Rapids W2 P32 | 86 | 0 | 1 | 203 | 2 | 0 |
| 1333 Grand Rapids W2 P33 | 92 | 0 | 1 | 279 | 4 | 0 |
| 1334 Grand Rapids W2 P34 | 242 | 2 | 1 | 248 | 4 | 0 |
| 1335 Grand Rapids W2 P35 | 165 | 0 | 0 | 284 | 5 | 1 |
| 1336 Grand Rapids W2 P36 | 67 | 0 | 0 | 136 | 3 | 0 |
| 1337 Grand Rapids W2 P37 | 144 | 0 | 0 | 430 | 7 | 0 |
| 1338 Grand Rapids W2 P38 | 127 | 0 | 0 | 375 | 0 | 0 |
| 1339 Grand Rapids W2 P39 | 80 | 0 | 0 | 237 | 0 | 0 |
| 1340 Grand Rapids W2 P40 | 181 | 0 | 0 | 471 | 3 | 0 |

| | VOTES | PERCENT | | VOTES | PERCENT |
|--------------------------------|--------|---------|---------------------|--------|---------|
| PRESIDENT OF THE UNITED STATES | | | | | |
| Vote for not more than 1 | | | | | |
| 01 = Hillary Clinton | 19,823 | 36.69 | 04 = Bernie Sanders | 33,336 | 61.71 |
| 02 = Roque Rocky De La Fuente | 31 | .06 | 05 = Uncommitted | 730 | 1.35 |
| 03 = Martin J. O'Malley | 85 | .16 | 06 = Write-In | 17 | .03 |

(CONTINUED FROM PREVIOUS PAGE)

| | 01 | 02 | 03 | 04 | 05 | 06 |
|-----------------------------|-----|----|----|-----|----|----|
| 1341 Grand Rapids W2 P41 | 141 | 0 | 0 | 310 | 7 | 0 |
| 1342 Grand Rapids W2 P42 | 141 | 0 | 0 | 358 | 5 | 0 |
| 1343 Grand Rapids W2 P43 | 108 | 0 | 1 | 224 | 8 | 0 |
| 1344 Grand Rapids W2 P44 | 141 | 0 | 1 | 209 | 17 | 0 |
| 1345 Grand Rapids W2 P45 | 191 | 0 | 1 | 222 | 11 | 0 |
| 1346 Grand Rapids W2 P46 | 189 | 0 | 0 | 194 | 5 | 0 |
| 1347 Grand Rapids W2 P47 | 209 | 0 | 0 | 222 | 8 | 0 |
| 1348 Grand Rapids W2 P48 | 79 | 0 | 0 | 313 | 0 | 0 |
| 1349 Grand Rapids W2 P49 | 143 | 0 | 0 | 420 | 1 | 0 |
| 1350 Grand Rapids W2 P50 | 197 | 0 | 0 | 577 | 1 | 0 |
| 1351 Grand Rapids W3 P51 | 167 | 0 | 0 | 145 | 3 | 0 |
| 1352 Grand Rapids W3 P52 | 88 | 0 | 0 | 200 | 1 | 0 |
| 1353 Grand Rapids W3 P53 | 163 | 1 | 0 | 221 | 4 | 0 |
| 1354 Grand Rapids W3 P54 | 135 | 0 | 0 | 128 | 2 | 0 |
| 1355 Grand Rapids W3 P55 | 191 | 3 | 0 | 254 | 0 | 0 |
| 1356 Grand Rapids W3 P56 | 180 | 1 | 1 | 211 | 5 | 0 |
| 1357 Grand Rapids W3 P57 | 146 | 0 | 0 | 119 | 2 | 0 |
| 1358 Grand Rapids W3 P58 | 138 | 0 | 0 | 147 | 4 | 0 |
| 1359 Grand Rapids W3 P59 | 219 | 0 | 0 | 342 | 4 | 0 |
| 1360 Grand Rapids W3 P60 | 268 | 1 | 0 | 449 | 4 | 0 |
| 1361 Grand Rapids W3 P61 | 124 | 0 | 1 | 183 | 1 | 0 |
| 1362 Grand Rapids W3 P62 | 226 | 0 | 0 | 172 | 2 | 0 |
| 1363 Grand Rapids W3 P63 | 203 | 0 | 0 | 161 | 0 | 0 |
| 1364 Grand Rapids W3 P64 | 134 | 0 | 1 | 184 | 4 | 0 |
| 1365 Grand Rapids W3 P65 | 166 | 0 | 1 | 135 | 5 | 0 |
| 1366 Grand Rapids W3 P66 | 245 | 0 | 1 | 136 | 0 | 0 |
| 1367 Grand Rapids W3 P67 | 298 | 0 | 2 | 169 | 6 | 0 |
| 1368 Grand Rapids W3 P68 | 217 | 0 | 0 | 273 | 0 | 0 |
| 1369 Grand Rapids W3 P69 | 142 | 0 | 1 | 114 | 3 | 0 |
| 1370 Grand Rapids W3 P70 | 179 | 0 | 0 | 105 | 2 | 0 |
| 1371 Grand Rapids W3 P71 | 179 | 0 | 1 | 237 | 3 | 0 |
| 1372 Grand Rapids W3 P72 | 82 | 0 | 0 | 155 | 3 | 0 |
| 1373 Grand Rapids W3 P73 | 110 | 0 | 0 | 175 | 1 | 0 |
| 1374 Grand Rapids W3 P74 | 128 | 0 | 0 | 162 | 3 | 0 |
| 1375 Grand Rapids W3 P75 | 156 | 0 | 1 | 140 | 2 | 2 |
| 1376 Grand Rapids W3 P76 | 144 | 0 | 0 | 196 | 4 | 0 |
| 1377 Grand Rapids W3 P77 | 146 | 0 | 1 | 176 | 8 | 0 |
| 1401 Grand Rapids Twp Pct 1 | 89 | 0 | 0 | 80 | 2 | 0 |
| 1402 Grand Rapids Twp Pct 2 | 122 | 0 | 0 | 165 | 4 | 0 |
| 1403 Grand Rapids Twp Pct 3 | 161 | 0 | 1 | 126 | 6 | 2 |
| 1404 Grand Rapids Twp Pct 4 | 50 | 0 | 2 | 74 | 1 | 0 |
| 1405 Grand Rapids Twp Pct 5 | 80 | 0 | 1 | 137 | 1 | 0 |
| 1406 Grand Rapids Twp Pct 6 | 116 | 0 | 0 | 155 | 0 | 0 |
| 1407 Grand Rapids Twp Pct 7 | 41 | 0 | 0 | 132 | 3 | 0 |
| 1408 Grand Rapids Twp Pct 8 | 97 | 0 | 0 | 127 | 1 | 0 |
| 1409 Grand Rapids Twp Pct 9 | 120 | 0 | 0 | 124 | 1 | 0 |
| 1601 Grattan Township Pct 1 | 57 | 0 | 0 | 100 | 0 | 0 |
| 1602 Grattan Township Pct 2 | 63 | 0 | 0 | 135 | 4 | 0 |
| 1801 Lowell Precinct 1 | 76 | 0 | 0 | 174 | 5 | 0 |
| 1802 Lowell Precinct 2 | 52 | 0 | 0 | 113 | 6 | 0 |
| 1901 Lowell Township Pct 1 | 102 | 0 | 0 | 202 | 6 | 0 |
| 1902 Lowell Township Pct 2 | 87 | 0 | 1 | 210 | 6 | 0 |
| 2001 Nelson Township Pct 1 | 68 | 0 | 0 | 118 | 1 | 0 |

| | VOTES | PERCENT | | VOTES | PERCENT |
|--------------------------------|--------|---------|---------------------|--------|---------|
| PRESIDENT OF THE UNITED STATES | | | | | |
| Vote for not more than 1 | | | | | |
| 01 = Hillary Clinton | 19,823 | 36.69 | 04 = Bernie Sanders | 33,336 | 61.71 |
| 02 = Roque Rocky De La Fuente | 31 | .06 | 05 = Uncommitted | 730 | 1.35 |
| 03 = Martin J. O'Malley | 85 | .16 | 06 = Write-In | 17 | .03 |

(CONTINUED FROM PREVIOUS PAGE)

| | 01 | 02 | 03 | 04 | 05 | 06 |
|-------------------------------|-----|----|----|-----|----|----|
| 2002 Nelson Township Pct 2 | 56 | 0 | 1 | 77 | 1 | 0 |
| 2003 Nelson Township Pct 3 | 14 | 0 | 1 | 19 | 0 | 0 |
| 2101 Oakfield Township Pct 1 | 61 | 0 | 1 | 123 | 1 | 0 |
| 2102 Oakfield Township Pct 2 | 54 | 0 | 3 | 106 | 2 | 0 |
| 2103 Oakfield Township Pct 3 | 53 | 0 | 0 | 92 | 4 | 0 |
| 2201 Plainfield Twp Pct 1 | 116 | 0 | 0 | 229 | 11 | 0 |
| 2202 Plainfield Twp Pct 2 | 86 | 0 | 1 | 169 | 5 | 1 |
| 2203 Plainfield Twp Pct 3 | 106 | 0 | 1 | 227 | 7 | 1 |
| 2204 Plainfield Twp Pct 4 | 118 | 1 | 0 | 233 | 11 | 0 |
| 2205 Plainfield Twp Pct 5 | 118 | 0 | 2 | 236 | 11 | 0 |
| 2206 Plainfield Twp Pct 6 | 123 | 2 | 0 | 207 | 8 | 3 |
| 2207 Plainfield Twp Pct 7 | 125 | 0 | 2 | 194 | 5 | 0 |
| 2208 Plainfield Twp Pct 8 | 170 | 0 | 0 | 315 | 9 | 0 |
| 2209 Plainfield Twp Pct 9 | 93 | 1 | 1 | 201 | 8 | 0 |
| 2210 Plainfield Twp Pct 10 | 97 | 0 | 0 | 166 | 3 | 0 |
| 2211 Plainfield Twp Pct 11 | 96 | 0 | 1 | 152 | 8 | 0 |
| 2301 Rockford Precinct 1 | 121 | 0 | 0 | 211 | 9 | 0 |
| 2302 Rockford Precinct 2 | 129 | 0 | 1 | 261 | 4 | 0 |
| 2401 Solon Township Pct 1 | 57 | 0 | 0 | 101 | 4 | 0 |
| 2402 Solon Township Pct 2 | 80 | 2 | 1 | 145 | 5 | 0 |
| 2501 Sparta Township Pct 1 | 110 | 0 | 0 | 277 | 21 | 0 |
| 2502 Sparta Township Pct 2 | 61 | 2 | 1 | 89 | 2 | 0 |
| 2503 Sparta Township Pct 3 | 71 | 0 | 0 | 120 | 9 | 1 |
| 2601 Spencer Township Pct 1 | 127 | 0 | 0 | 207 | 9 | 0 |
| 2701 Tyrone Township Pct 1 | 75 | 0 | 0 | 113 | 0 | 0 |
| 2702 Tyrone Township Pct 2 | 37 | 0 | 0 | 83 | 4 | 0 |
| 2801 Vergennes Township Pct 1 | 49 | 0 | 0 | 133 | 2 | 0 |
| 2802 Vergennes Township Pct 2 | 62 | 0 | 0 | 142 | 4 | 0 |

KEWEENAW COUNTY, MICHIGAN

CANVASS OF VOTES CAST

PRESIDENTIAL PRIMARY ELECTION

MARCH 8, 2016

**CANVASSED BY THE BOARD OF COUNTY CANVASSERS
OF KEWEENAW COUNTY, MICHIGAN**

•

KEWEENANAW COUNTY, MICHIGAN
STATEMENT OF VOTES BY PARTY
MARCH 8, 2016

| REPUBLICAN PARTY | | | | | |
|--|-------|--|---|---|---|
| The whole number of votes given for the office of | | | | | |
| President of the United States was <i>Four hundred thirty five</i> | | | 4 | 3 | 5 |
| and they were given for the following named persons: | | | | | |
| Jeb Bush received <i>One</i> | votes | | 0 | 1 | |
| Ben Carson received <i>Twelve</i> | votes | | 1 | 2 | |
| Chris Christie received <i>One</i> | votes | | 0 | 1 | |
| Ted Cruz received <i>One hundred five</i> | votes | | 1 | 0 | 5 |
| Carley Fiorina received <i>One</i> | votes | | 0 | 1 | |
| Lindsey Graham received <i>zero</i> | votes | | | | 0 |
| Mike Huckabee received <i>zero</i> | votes | | | | 0 |
| John R. Kasich received <i>Seventy six</i> | votes | | 7 | 6 | |
| George Pataki received <i>zero</i> | votes | | | | 0 |
| Rand Paul received <i>Two</i> | votes | | 0 | 2 | |
| Marco Rubio received <i>Fifty</i> | votes | | 5 | 0 | |
| Rick Santorum received <i>zero</i> | votes | | | | 0 |
| Donald J. Trump received <i>One hundred eighty four</i> | votes | | 1 | 8 | 4 |
| Uncommitted received <i>Three</i> | votes | | 0 | 3 | |
| TOTAL | | | 4 | 3 | 5 |

KEWEENANAW COUNTY, MICHIGAN
STATEMENT OF VOTES BY PARTY
MARCH 8, 2016

| DEMOCRATIC PARTY | | | | |
|--|-------|--|----------|------------|
| The whole number of votes given for the office of | | | | |
| President of the United States was <i>Three hundred twenty two</i> | | | <i>3</i> | <i>2 2</i> |
| and they were given for the following named persons: | | | | |
| Hillary Clinton received <i>One hundred twenty eight</i> | votes | | <i>1</i> | <i>2 8</i> |
| Roque Rocky De La Fuente received <i>zero</i> | votes | | | <i>0</i> |
| Martin J. O'Malley received <i>zero</i> | votes | | | <i>0</i> |
| Bernie Sanders received <i>One hundred eighty eight</i> | votes | | <i>1</i> | <i>8 8</i> |
| Uncommitted received <i>six</i> | votes | | | <i>6</i> |
| | | | | |
| TOTAL | | | <i>3</i> | <i>2 2</i> |

KEWEENAW COUNTY, MICHIGAN
STATEMENT OF VOTES
MARCH 8, 2016 PRESIDENTIAL PRIMARY ELECTION

| PRESIDENT OF THE UNITED STATES | | | | | | | | | | | | | | | | |
|--------------------------------|---------------------|----------|------------|----------------|----------|---------------|----------------|---------------|----------------|---------------|-----------|-------------|---------------|-----------------|-------------|-------|
| REPUBLICAN PARTY | | | | | | | | | | | | | | | | |
| TOWNSHIPS | POLL BOOK TOTALS | JEB BUSH | BEN CARSON | CHRIS CHRISTIE | TED CRUZ | CARLY FIORINA | LINDSEY GRAHAM | MIKE HUCKABEE | JOHN R. KASICH | GEORGE PATAKI | RAND PAUL | MARCO RUBIO | RICK SANTORUM | DONALD J. TRUMP | UNCOMMITTED | TOTAL |
| ALLOUEZ | 451 | 1 | 4 | 1 | 70 | 1 | 0 | 0 | 40 | 0 | 2 | 29 | 0 | 126 | 3 | 277 |
| EAGLE HARBOR | 126 | 0 | 4 | 0 | 13 | 0 | 0 | 0 | 14 | 0 | 0 | 10 | 0 | 27 | 0 | 68 |
| GRANT | 103 | 0 | 1 | 0 | 9 | 0 | 0 | 0 | 12 | 0 | 0 | 7 | 0 | 16 | 0 | 45 |
| HOUGHTON | 41 | 0 | 0 | 0 | 7 | 0 | 0 | 0 | 9 | 0 | 0 | 0 | 0 | 9 | 0 | 25 |
| SHERMAN | 38 | 0 | 3 | 0 | 6 | 0 | 0 | 0 | 1 | 0 | 0 | 4 | 0 | 6 | 0 | 20 |
| TOTALS | | 1 | 12 | 1 | 105 | 1 | 0 | 0 | 76 | 0 | 2 | 50 | 0 | 184 | 3 | 435 |

KEWEENAW COUNTY, MICHIGAN
STATEMENT OF VOTES
MARCH 8, 2016 PRESIDENTIAL PRIMARY ELECTION

| PRESIDENT OF THE UNITED STATES | | | | | | |
|--------------------------------|-----------------|--------------------------|--------------------|----------------|-------------|--------|
| DEMOCRATIC PARTY | | | | | | |
| TOWNSHIPS | HILLARY CLINTON | ROQUE ROCKY DE LA FUENTE | MARTIN J. O'MALLEY | BERNIE SANDERS | UNCOMMITTED | TOTALS |
| ALLOUEZ | 75 | 0 | 0 | 94 | 5 | 174 |
| EAGLE HARBOR | 23 | 0 | 0 | 32 | 5 | 58 |
| GRANT | 18 | 0 | 0 | 40 | 0 | 58 |
| HOUGHTON | 3 | 0 | 0 | 13 | 0 | 16 |
| SHERMAN | 9 | 0 | 0 | 9 | 0 | 18 |
| TOTALS | 128 | 0 | 0 | 188 | 6 | 322 |

CERTIFICATE OF DETERMINATION

STATE OF MICHIGAN,)
COUNTY OF KEWEENAW) ss

We Do Hereby Certify, that the foregoing is a correct statement of the votes given in the County of Keweenaw for the office named in such statement and for the persons designated therein, and other matters submitted, at the Presidential Primary Election, held March 8, 2016.

In Witness Whereof, We have hereunto set our hands and affixed the Seal of the Circuit Court for the County of Keweenaw on March 9, 2016.

(SEAL)

Carol Patrick
Kenneth Kallus
Lorraine Bytner

BOARD OF
COUNTY
CANVASSERS

ATTEST:

Ann Carlson
Clerk of Board of County Canvassers

STATE OF MICHIGAN,)
COUNTY OF KEWEENAW) ss

We Hereby Certify, that the foregoing is a correct transcript of the statement of the Board of County Canvassers of the County of Keweenaw of the votes given in such County for the office named in said statement and for the persons designated therein, and other matters submitted, at the Presidential Primary Election held on March 8, 2016, so far as it relates to the votes cast for said office, as appears from the original statement on file in the office of County Clerk.

In Witness Whereof, We have hereunto set our hands and affixed the Seal of the Circuit Court for the County of Keweenaw on 3-9-, 2016.

(SEAL)

Ann Carlson
County Clerk
Lorraine Bytner
Chairman of the County Board of Canvassers

Lake_March_2016_E

March 8, 2016

Precinct Report

Lake County

Official

Chase Township Precinct 1

Registration & Turnout 788

| | | |
|----------------------|------------|---------------|
| Election Day Turnout | 267 | 33.88% |
| Manual Entry Turnout | 0 | 0.00% |
| County Clerk Turnout | 0 | 0.00% |
| Total... | 267 | 33.88% |

Republican Registration & Turnout 0

| | | |
|----------------------|------------|--------------|
| Election Day Turnout | 205 | 0.00% |
| Manual Entry Turnout | 0 | 0.00% |
| County Clerk Turnout | 0 | 0.00% |
| Total... | 205 | 0.00% |

Democratic Registration & Turnout 0

| | | |
|----------------------|-----------|--------------|
| Election Day Turnout | 62 | 0.00% |
| Manual Entry Turnout | 0 | 0.00% |
| County Clerk Turnout | 0 | 0.00% |
| Total... | 62 | 0.00% |

Non Partisan Registration & Turnout 0

| | | |
|----------------------|----------|--------------|
| Election Day Turnout | 0 | 0.00% |
| Manual Entry Turnout | 0 | 0.00% |
| County Clerk Turnout | 0 | 0.00% |
| Total... | 0 | 0.00% |

REP - PRESIDENT OF THE UNITED STATES (Final)

Under Vote: 0

Over Vote: 0

| | | |
|-----------------|------------|--------------|
| Jeb Bush | 1 | 0.49% |
| Ben Carson | 5 | 2.44% |
| Chris Christie | 0 | 0.00% |
| Ted Cruz | 56 | 27.32% |
| Carly Fiorina | 0 | 0.00% |
| Lindsey Graham | 0 | 0.00% |
| Mike Huckabee | 2 | 0.98% |
| John R. Kasich | 27 | 13.17% |
| George Pataki | 0 | 0.00% |
| Rand Paul | 0 | 0.00% |
| Marco Rubio | 9 | 4.39% |
| Rick Santorum | 0 | 0.00% |
| Donald J. Trump | 104 | 50.73% |
| Uncommitted | 1 | 0.49% |
| Write-In | 0 | 0.00% |
| Total... | 205 | 0.00% |

DEM - PRESIDENT OF THE UNITED STATES (Final)

Under Vote: 0

Over Vote: 0

| | | |
|--------------------------|-----------|----------------|
| Hillary Clinton | 17 | 27.42% |
| Roque Rocky De La Fuente | 0 | 0.00% |
| Martin J. O'Malley | 0 | 0.00% |
| Bernie Sanders | 43 | 69.35% |
| Uncommitted | 1 | 1.61% |
| Write-In | 1 | 1.61% |
| Total... | 62 | 100.00% |

Lake_March_2016_E

March 8, 2016

Precinct Report

Lake County

Official

Cherry Valley Township Precinct 2

Registration & Turnout 380

| | | |
|----------------------|------------|---------------|
| Election Day Turnout | 111 | 29.21% |
| Manual Entry Turnout | 0 | 0.00% |
| County Clerk Turnout | 0 | 0.00% |
| Total... | 111 | 29.21% |

Republican Registration & Turnout 0

| | | |
|----------------------|-----------|--------------|
| Election Day Turnout | 75 | 0.00% |
| Manual Entry Turnout | 0 | 0.00% |
| County Clerk Turnout | 0 | 0.00% |
| Total... | 75 | 0.00% |

Democratic Registration & Turnout 0

| | | |
|----------------------|-----------|--------------|
| Election Day Turnout | 36 | 0.00% |
| Manual Entry Turnout | 0 | 0.00% |
| County Clerk Turnout | 0 | 0.00% |
| Total... | 36 | 0.00% |

Non Partisan Registration & Turnout 0

| | | |
|----------------------|----------|--------------|
| Election Day Turnout | 0 | 0.00% |
| Manual Entry Turnout | 0 | 0.00% |
| County Clerk Turnout | 0 | 0.00% |
| Total... | 0 | 0.00% |

REP - PRESIDENT OF THE UNITED STATES (Final)

Under Vote: 0

Over Vote: 0

| | | |
|-----------------|-----------|--------------|
| Jeb Bush | 1 | 1.33% |
| Ben Carson | 3 | 4.00% |
| Chris Christie | 0 | 0.00% |
| Ted Cruz | 21 | 28.00% |
| Carly Fiorina | 0 | 0.00% |
| Lindsey Graham | 0 | 0.00% |
| Mike Huckabee | 0 | 0.00% |
| John R. Kasich | 14 | 18.67% |
| George Pataki | 0 | 0.00% |
| Rand Paul | 0 | 0.00% |
| Marco Rubio | 3 | 4.00% |
| Rick Santorum | 0 | 0.00% |
| Donald J. Trump | 33 | 44.00% |
| Uncommitted | 0 | 0.00% |
| Write-In | 0 | 0.00% |
| Total... | 75 | 0.00% |

DEM - PRESIDENT OF THE UNITED STATES (Final)

Under Vote: 0

Over Vote: 0

| | | |
|--------------------------|-----------|--------------|
| Hillary Clinton | 16 | 44.44% |
| Roque Rocky De La Fuente | 0 | 0.00% |
| Martin J. O'Malley | 0 | 0.00% |
| Bernie Sanders | 20 | 55.56% |
| Uncommitted | 0 | 0.00% |
| Write-In | 0 | 0.00% |
| Total... | 36 | 0.00% |

Lake_March_2016_E

March 8, 2016

Precinct Report

Lake County

Official

Dover Township Precinct 3

Registration & Turnout 324

| | | |
|----------------------|------------|---------------|
| Election Day Turnout | 117 | 36.11% |
| Manual Entry Turnout | 0 | 0.00% |
| County Clerk Turnout | 0 | 0.00% |
| Total... | 117 | 36.11% |

Republican Registration & Turnout 0

| | | |
|----------------------|-----------|--------------|
| Election Day Turnout | 79 | 0.00% |
| Manual Entry Turnout | 0 | 0.00% |
| County Clerk Turnout | 0 | 0.00% |
| Total... | 79 | 0.00% |

Democratic Registration & Turnout 0

| | | |
|----------------------|-----------|--------------|
| Election Day Turnout | 38 | 0.00% |
| Manual Entry Turnout | 0 | 0.00% |
| County Clerk Turnout | 0 | 0.00% |
| Total... | 38 | 0.00% |

Non Partisan Registration & Turnout 0

| | | |
|----------------------|----------|--------------|
| Election Day Turnout | 0 | 0.00% |
| Manual Entry Turnout | 0 | 0.00% |
| County Clerk Turnout | 0 | 0.00% |
| Total... | 0 | 0.00% |

REP - PRESIDENT OF THE UNITED STATES (Final)

Under Vote: 0
Over Vote: 0

| | | |
|-----------------|-----------|--------------|
| Jeb Bush | 0 | 0.00% |
| Ben Carson | 2 | 2.53% |
| Chris Christie | 0 | 0.00% |
| Ted Cruz | 27 | 34.18% |
| Carly Fiorina | 0 | 0.00% |
| Lindsey Graham | 0 | 0.00% |
| Mike Huckabee | 0 | 0.00% |
| John R. Kasich | 9 | 11.39% |
| George Pataki | 0 | 0.00% |
| Rand Paul | 1 | 1.27% |
| Marco Rubio | 5 | 6.33% |
| Rick Santorum | 0 | 0.00% |
| Donald J. Trump | 33 | 41.77% |
| Uncommitted | 2 | 2.53% |
| Write-In | 0 | 0.00% |
| Total... | 79 | 0.00% |

DEM - PRESIDENT OF THE UNITED STATES (Final)

Under Vote: 0
Over Vote: 0

| | | |
|--------------------------|-----------|--------------|
| Hillary Clinton | 14 | 36.84% |
| Roque Rocky De La Fuente | 0 | 0.00% |
| Martin J. O'Malley | 0 | 0.00% |
| Bernie Sanders | 23 | 60.53% |
| Uncommitted | 1 | 2.63% |
| Write-In | 0 | 0.00% |
| Total... | 38 | 0.00% |

Lake_March_2016_E

March 8, 2016

Precinct Report

Lake County

Official

Eden Township Precinct 4

| | | | |
|-----------------------------------|------------|---------------|--|
| Registration & Turnout | | 376 | |
| Election Day Turnout | 112 | 29.79% | |
| Manual Entry Turnout | 0 | 0.00% | |
| County Clerk Turnout | 0 | 0.00% | |
| Total... | 112 | 29.79% | |

| | | | |
|--|-----------|--------------|--|
| Republican Registration & Turnout | | 0 | |
| Election Day Turnout | 70 | 0.00% | |
| Manual Entry Turnout | 0 | 0.00% | |
| County Clerk Turnout | 0 | 0.00% | |
| Total... | 70 | 0.00% | |

| | | | |
|--|-----------|--------------|--|
| Democratic Registration & Turnout | | 0 | |
| Election Day Turnout | 42 | 0.00% | |
| Manual Entry Turnout | 0 | 0.00% | |
| County Clerk Turnout | 0 | 0.00% | |
| Total... | 42 | 0.00% | |

| | | | |
|--|----------|--------------|--|
| Non Partisan Registration & Turnout | | 0 | |
| Election Day Turnout | 0 | 0.00% | |
| Manual Entry Turnout | 0 | 0.00% | |
| County Clerk Turnout | 0 | 0.00% | |
| Total... | 0 | 0.00% | |

REP - PRESIDENT OF THE UNITED STATES (Final)

Under Vote: 0

Over Vote: 0

| | | |
|-----------------|-----------|--------------|
| Jeb Bush | 0 | 0.00% |
| Ben Carson | 1 | 1.43% |
| Chris Christie | 0 | 0.00% |
| Ted Cruz | 19 | 27.14% |
| Carly Fiorina | 0 | 0.00% |
| Lindsey Graham | 0 | 0.00% |
| Mike Huckabee | 0 | 0.00% |
| John R. Kasich | 8 | 11.43% |
| George Pataki | 0 | 0.00% |
| Rand Paul | 0 | 0.00% |
| Marco Rubio | 2 | 2.86% |
| Rick Santorum | 0 | 0.00% |
| Donald J. Trump | 40 | 57.14% |
| Uncommitted | 0 | 0.00% |
| Write-In | 0 | 0.00% |
| Total... | 70 | 0.00% |

DEM - PRESIDENT OF THE UNITED STATES (Final)

Under Vote: 0

Over Vote: 0

| | | |
|--------------------------|-----------|--------------|
| Hillary Clinton | 16 | 38.10% |
| Roque Rocky De La Fuente | 0 | 0.00% |
| Martin J. O'Malley | 0 | 0.00% |
| Bernie Sanders | 24 | 57.14% |
| Uncommitted | 2 | 4.76% |
| Write-In | 0 | 0.00% |
| Total... | 42 | 0.00% |

Lake_March_2016_E

March 8, 2016

Precinct Report

Lake County

Official

Elk Township Precinct 5

Registration & Turnout 858

| | | |
|----------------------|------------|---------------|
| Election Day Turnout | 275 | 32.05% |
| Manual Entry Turnout | 0 | 0.00% |
| County Clerk Turnout | 0 | 0.00% |
| Total... | 275 | 32.05% |

Republican Registration & Turnout 0

| | | |
|----------------------|------------|--------------|
| Election Day Turnout | 175 | 0.00% |
| Manual Entry Turnout | 0 | 0.00% |
| County Clerk Turnout | 0 | 0.00% |
| Total... | 175 | 0.00% |

Democratic Registration & Turnout 0

| | | |
|----------------------|-----------|--------------|
| Election Day Turnout | 98 | 0.00% |
| Manual Entry Turnout | 0 | 0.00% |
| County Clerk Turnout | 0 | 0.00% |
| Total... | 98 | 0.00% |

Non Partisan Registration & Turnout 0

| | | |
|----------------------|----------|--------------|
| Election Day Turnout | 2 | 0.00% |
| Manual Entry Turnout | 0 | 0.00% |
| County Clerk Turnout | 0 | 0.00% |
| Total... | 2 | 0.00% |

REP - PRESIDENT OF THE UNITED STATES (Final)

Under Vote: 0

Over Vote: 0

| | | |
|-----------------|------------|----------------|
| Jeb Bush | 1 | 0.57% |
| Ben Carson | 5 | 2.86% |
| Chris Christie | 0 | 0.00% |
| Ted Cruz | 32 | 18.29% |
| Carly Fiorina | 0 | 0.00% |
| Lindsey Graham | 0 | 0.00% |
| Mike Huckabee | 0 | 0.00% |
| John R. Kasich | 28 | 16.00% |
| George Pataki | 0 | 0.00% |
| Rand Paul | 0 | 0.00% |
| Marco Rubio | 15 | 8.57% |
| Rick Santorum | 0 | 0.00% |
| Donald J. Trump | 89 | 50.86% |
| Uncommitted | 4 | 2.29% |
| Write-In | 1 | 0.57% |
| Total... | 175 | 100.00% |

DEM - PRESIDENT OF THE UNITED STATES (Final)

Under Vote: 0

Over Vote: 0

| | | |
|--------------------------|-----------|--------------|
| Hillary Clinton | 40 | 40.82% |
| Roque Rocky De La Fuente | 0 | 0.00% |
| Martin J. O'Malley | 0 | 0.00% |
| Bernie Sanders | 53 | 54.08% |
| Uncommitted | 5 | 5.10% |
| Write-In | 0 | 0.00% |
| Total... | 98 | 0.00% |

Lake_March_2016_E

March 8, 2016

Precinct Report

Lake County

Official

Elk Township Precinct 5

Kaleva Norman Dickson School District (Final)

Under Vote: 20

Over Vote: 0

| | | |
|-----------------|------------|----------------|
| YES | 94 | 64.38% |
| NO | 52 | 35.62% |
| Total... | 146 | 100.00% |

Ellsworth Township Precinct 6

Registration & Turnout 579

| | | |
|----------------------|------------|---------------|
| Election Day Turnout | 212 | 36.61% |
| Manual Entry Turnout | 0 | 0.00% |
| County Clerk Turnout | 0 | 0.00% |
| Total... | 212 | 36.61% |

Republican Registration & Turnout 0

| | | |
|----------------------|------------|--------------|
| Election Day Turnout | 147 | 0.00% |
| Manual Entry Turnout | 0 | 0.00% |
| County Clerk Turnout | 0 | 0.00% |
| Total... | 147 | 0.00% |

Democratic Registration & Turnout 0

| | | |
|----------------------|-----------|--------------|
| Election Day Turnout | 65 | 0.00% |
| Manual Entry Turnout | 0 | 0.00% |
| County Clerk Turnout | 0 | 0.00% |
| Total... | 65 | 0.00% |

Non Partisan Registration & Turnout 0

| | | |
|----------------------|----------|--------------|
| Election Day Turnout | 0 | 0.00% |
| Manual Entry Turnout | 0 | 0.00% |
| County Clerk Turnout | 0 | 0.00% |
| Total... | 0 | 0.00% |

REP - PRESIDENT OF THE UNITED STATES (Final)

Under Vote: 0

Over Vote: 0

| | | |
|-----------------|------------|--------------|
| Jeb Bush | 2 | 1.36% |
| Ben Carson | 2 | 1.36% |
| Chris Christie | 0 | 0.00% |
| Ted Cruz | 36 | 24.49% |
| Carly Fiorina | 0 | 0.00% |
| Lindsey Graham | 0 | 0.00% |
| Mike Huckabee | 0 | 0.00% |
| John R. Kasich | 20 | 13.61% |
| George Pataki | 0 | 0.00% |
| Rand Paul | 0 | 0.00% |
| Marco Rubio | 16 | 10.88% |
| Rick Santorum | 0 | 0.00% |
| Donald J. Trump | 69 | 46.94% |
| Uncommitted | 2 | 1.36% |
| Write-In | 0 | 0.00% |
| Total... | 147 | 0.00% |

DEM - PRESIDENT OF THE UNITED STATES (Final)

Under Vote: 0

Over Vote: 0

| | | |
|-----------------|----|--------|
| Hillary Clinton | 25 | 38.46% |
|-----------------|----|--------|

Lake_March_2016_E

March 8, 2016

Precinct Report

Lake County

Official

Ellsworth Township Precinct 6

| DEM - PRESIDENT OF THE UNITED STATES | | (Final) |
|--------------------------------------|-----------|--------------|
| Roque Rocky De La Fuente | 0 | 0.00% |
| Martin J. O'Malley | 0 | 0.00% |
| Bernie Sanders | 39 | 60.00% |
| Uncommitted | 1 | 1.54% |
| Write-In | 0 | 0.00% |
| Total... | 65 | 0.00% |

Lake Township Precinct 7

| Registration & Turnout | | 671 |
|------------------------|------------|---------------|
| Election Day Turnout | 190 | 28.32% |
| Manual Entry Turnout | 0 | 0.00% |
| County Clerk Turnout | 0 | 0.00% |
| Total... | 190 | 28.32% |

| Republican Registration & Turnout | | 0 |
|-----------------------------------|------------|--------------|
| Election Day Turnout | 127 | 0.00% |
| Manual Entry Turnout | 0 | 0.00% |
| County Clerk Turnout | 0 | 0.00% |
| Total... | 127 | 0.00% |

| Democratic Registration & Turnout | | 0 |
|-----------------------------------|-----------|--------------|
| Election Day Turnout | 63 | 0.00% |
| Manual Entry Turnout | 0 | 0.00% |
| County Clerk Turnout | 0 | 0.00% |
| Total... | 63 | 0.00% |

| Non Partisan Registration & Turnout | | 0 |
|-------------------------------------|----------|--------------|
| Election Day Turnout | 0 | 0.00% |
| Manual Entry Turnout | 0 | 0.00% |
| County Clerk Turnout | 0 | 0.00% |
| Total... | 0 | 0.00% |

| REP - PRESIDENT OF THE UNITED STATES | | (Final) |
|--------------------------------------|---|---------|
| Under Vote: | 0 | |
| Over Vote: | 0 | |

| | | |
|-----------------|------------|--------------|
| Jeb Bush | 1 | 0.79% |
| Ben Carson | 1 | 0.79% |
| Chris Christie | 0 | 0.00% |
| Ted Cruz | 29 | 22.83% |
| Carly Fiorina | 0 | 0.00% |
| Lindsey Graham | 0 | 0.00% |
| Mike Huckabee | 0 | 0.00% |
| John R. Kasich | 23 | 18.11% |
| George Pataki | 0 | 0.00% |
| Rand Paul | 1 | 0.79% |
| Marco Rubio | 6 | 4.72% |
| Rick Santorum | 0 | 0.00% |
| Donald J. Trump | 65 | 51.18% |
| Uncommitted | 1 | 0.79% |
| Write-In | 0 | 0.00% |
| Total... | 127 | 0.00% |

Lake_March_2016_E

March 8, 2016

Precinct Report

Lake County

Official

Lake Township Precinct 7

DEM - PRESIDENT OF THE UNITED STATES

(Final)

Under Vote: 0

Over Vote: 0

| | | |
|--------------------------|-----------|--------------|
| Hillary Clinton | 29 | 46.03% |
| Roque Rocky De La Fuente | 0 | 0.00% |
| Martin J. O'Malley | 0 | 0.00% |
| Bernie Sanders | 31 | 49.21% |
| Uncommitted | 3 | 4.76% |
| Write-In | 0 | 0.00% |
| Total... | 63 | 0.00% |

Newkirk Township Precinct 8

Registration & Turnout

475

| | | |
|----------------------|------------|---------------|
| Election Day Turnout | 153 | 32.21% |
| Manual Entry Turnout | 0 | 0.00% |
| County Clerk Turnout | 0 | 0.00% |
| Total... | 153 | 32.21% |

Republican Registration & Turnout

0

| | | |
|----------------------|-----------|--------------|
| Election Day Turnout | 99 | 0.00% |
| Manual Entry Turnout | 0 | 0.00% |
| County Clerk Turnout | 0 | 0.00% |
| Total... | 99 | 0.00% |

Democratic Registration & Turnout

0

| | | |
|----------------------|-----------|--------------|
| Election Day Turnout | 54 | 0.00% |
| Manual Entry Turnout | 0 | 0.00% |
| County Clerk Turnout | 0 | 0.00% |
| Total... | 54 | 0.00% |

Non Partisan Registration & Turnout

0

| | | |
|----------------------|----------|--------------|
| Election Day Turnout | 0 | 0.00% |
| Manual Entry Turnout | 0 | 0.00% |
| County Clerk Turnout | 0 | 0.00% |
| Total... | 0 | 0.00% |

REP - PRESIDENT OF THE UNITED STATES

(Final)

Under Vote: 0

Over Vote: 1

| | | |
|-----------------|-----------|--------------|
| Jeb Bush | 0 | 0.00% |
| Ben Carson | 5 | 5.10% |
| Chris Christie | 0 | 0.00% |
| Ted Cruz | 23 | 23.47% |
| Carly Fiorina | 0 | 0.00% |
| Lindsey Graham | 0 | 0.00% |
| Mike Huckabee | 0 | 0.00% |
| John R. Kasich | 11 | 11.22% |
| George Pataki | 0 | 0.00% |
| Rand Paul | 1 | 1.02% |
| Marco Rubio | 5 | 5.10% |
| Rick Santorum | 0 | 0.00% |
| Donald J. Trump | 53 | 54.08% |
| Uncommitted | 0 | 0.00% |
| Write-In | 0 | 0.00% |
| Total... | 98 | 0.00% |

Lake_March_2016_E

March 8, 2016

Precinct Report

Lake County

Official

Newkirk Township Precinct 8

DEM - PRESIDENT OF THE UNITED STATES (Final)

Under Vote: 0

Over Vote: 0

| | | |
|--------------------------|-----------|--------------|
| Hillary Clinton | 26 | 48.15% |
| Roque Rocky De La Fuente | 0 | 0.00% |
| Martin J. O'Malley | 0 | 0.00% |
| Bernie Sanders | 27 | 50.00% |
| Uncommitted | 1 | 1.85% |
| Write-In | 0 | 0.00% |
| Total... | 54 | 0.00% |

Peacock Township Precinct 10

Registration & Turnout 351

| | | |
|----------------------|------------|---------------|
| Election Day Turnout | 151 | 43.02% |
| Manual Entry Turnout | 0 | 0.00% |
| County Clerk Turnout | 0 | 0.00% |
| Total... | 151 | 43.02% |

Republican Registration & Turnout 0

| | | |
|----------------------|-----------|--------------|
| Election Day Turnout | 76 | 0.00% |
| Manual Entry Turnout | 0 | 0.00% |
| County Clerk Turnout | 0 | 0.00% |
| Total... | 76 | 0.00% |

Democratic Registration & Turnout 0

| | | |
|----------------------|-----------|--------------|
| Election Day Turnout | 67 | 0.00% |
| Manual Entry Turnout | 0 | 0.00% |
| County Clerk Turnout | 0 | 0.00% |
| Total... | 67 | 0.00% |

Non Partisan Registration & Turnout 0

| | | |
|----------------------|----------|--------------|
| Election Day Turnout | 8 | 0.00% |
| Manual Entry Turnout | 0 | 0.00% |
| County Clerk Turnout | 0 | 0.00% |
| Total... | 8 | 0.00% |

REP - PRESIDENT OF THE UNITED STATES (Final)

Under Vote: 0

Over Vote: 0

| | | |
|-----------------|-----------|--------------|
| Jeb Bush | 1 | 1.32% |
| Ben Carson | 0 | 0.00% |
| Chris Christie | 0 | 0.00% |
| Ted Cruz | 25 | 32.89% |
| Carly Fiorina | 0 | 0.00% |
| Lindsey Graham | 0 | 0.00% |
| Mike Huckabee | 0 | 0.00% |
| John R. Kasich | 5 | 6.58% |
| George Pataki | 0 | 0.00% |
| Rand Paul | 0 | 0.00% |
| Marco Rubio | 4 | 5.26% |
| Rick Santorum | 0 | 0.00% |
| Donald J. Trump | 41 | 53.95% |
| Uncommitted | 0 | 0.00% |
| Write-In | 0 | 0.00% |
| Total... | 76 | 0.00% |

Lake_March_2016_E

March 8, 2016

Precinct Report

Lake County

Official

Peacock Township Precinct 10

DEM - PRESIDENT OF THE UNITED STATES (Final)

Under Vote: 0

Over Vote: 0

| | | |
|--------------------------|-----------|--------------|
| Hillary Clinton | 36 | 53.73% |
| Roque Rocky De La Fuente | 0 | 0.00% |
| Martin J. O'Malley | 0 | 0.00% |
| Bernie Sanders | 27 | 40.30% |
| Uncommitted | 4 | 5.97% |
| Write-In | 0 | 0.00% |
| Total... | 67 | 0.00% |

Peacock Township Fire Protection Renewal (Final)

Under Vote: 2

Over Vote: 0

| | | |
|-----------------|------------|----------------|
| YES | 87 | 58.39% |
| NO | 62 | 41.61% |
| Total... | 149 | 100.00% |

Peacock Township General Ops Renewal (Final)

Under Vote: 3

Over Vote: 0

| | | |
|-----------------|------------|----------------|
| YES | 74 | 50.00% |
| NO | 74 | 50.00% |
| Total... | 148 | 100.00% |

Peacock Township General Ops Increase (Final)

Under Vote: 2

Over Vote: 0

| | | |
|-----------------|------------|----------------|
| YES | 38 | 25.50% |
| NO | 111 | 74.50% |
| Total... | 149 | 100.00% |

Pinora Township Precinct 11

Registration & Turnout 539

| | | |
|----------------------|------------|---------------|
| Election Day Turnout | 166 | 30.80% |
| Manual Entry Turnout | 0 | 0.00% |
| County Clerk Turnout | 0 | 0.00% |
| Total... | 166 | 30.80% |

Republican Registration & Turnout 0

| | | |
|----------------------|------------|--------------|
| Election Day Turnout | 107 | 0.00% |
| Manual Entry Turnout | 0 | 0.00% |
| County Clerk Turnout | 0 | 0.00% |
| Total... | 107 | 0.00% |

Democratic Registration & Turnout 0

| | | |
|----------------------|-----------|--------------|
| Election Day Turnout | 59 | 0.00% |
| Manual Entry Turnout | 0 | 0.00% |
| County Clerk Turnout | 0 | 0.00% |
| Total... | 59 | 0.00% |

Non Partisan Registration & Turnout 0

| | | |
|----------------------|----------|--------------|
| Election Day Turnout | 0 | 0.00% |
| Manual Entry Turnout | 0 | 0.00% |
| County Clerk Turnout | 0 | 0.00% |
| Total... | 0 | 0.00% |

Lake_March_2016_E

March 8, 2016

Precinct Report

Lake County

Official

Pinora Township Precinct 11

REP - PRESIDENT OF THE UNITED STATES (Final)

Under Vote: 0

Over Vote: 0

| | | |
|-----------------|------------|--------------|
| Jeb Bush | 0 | 0.00% |
| Ben Carson | 0 | 0.00% |
| Chris Christie | 0 | 0.00% |
| Ted Cruz | 28 | 26.17% |
| Carly Fiorina | 0 | 0.00% |
| Lindsey Graham | 0 | 0.00% |
| Mike Huckabee | 0 | 0.00% |
| John R. Kasich | 16 | 14.95% |
| George Pataki | 0 | 0.00% |
| Rand Paul | 1 | 0.93% |
| Marco Rubio | 3 | 2.80% |
| Rick Santorum | 0 | 0.00% |
| Donald J. Trump | 57 | 53.27% |
| Uncommitted | 2 | 1.87% |
| Write-In | 0 | 0.00% |
| Total... | 107 | 0.00% |

DEM - PRESIDENT OF THE UNITED STATES (Final)

Under Vote: 0

Over Vote: 0

| | | |
|--------------------------|-----------|--------------|
| Hillary Clinton | 26 | 44.07% |
| Roque Rocky De La Fuente | 0 | 0.00% |
| Martin J. O'Malley | 0 | 0.00% |
| Bernie Sanders | 29 | 49.15% |
| Uncommitted | 4 | 6.78% |
| Write-In | 0 | 0.00% |
| Total... | 59 | 0.00% |

Pleasant Plains Township Precinct 12

Registration & Turnout 1,249

| | | |
|----------------------|------------|---------------|
| Election Day Turnout | 307 | 24.58% |
| Manual Entry Turnout | 0 | 0.00% |
| County Clerk Turnout | 0 | 0.00% |
| Total... | 307 | 24.58% |

Republican Registration & Turnout 0

| | | |
|----------------------|------------|--------------|
| Election Day Turnout | 152 | 0.00% |
| Manual Entry Turnout | 0 | 0.00% |
| County Clerk Turnout | 0 | 0.00% |
| Total... | 152 | 0.00% |

Democratic Registration & Turnout 0

| | | |
|----------------------|------------|--------------|
| Election Day Turnout | 155 | 0.00% |
| Manual Entry Turnout | 0 | 0.00% |
| County Clerk Turnout | 0 | 0.00% |
| Total... | 155 | 0.00% |

Non Partisan Registration & Turnout 0

| | | |
|----------------------|----------|--------------|
| Election Day Turnout | 0 | 0.00% |
| Manual Entry Turnout | 0 | 0.00% |
| County Clerk Turnout | 0 | 0.00% |
| Total... | 0 | 0.00% |

March 8, 2016

Precinct Report

Lake County

Official

Pleasant Plains Township Precinct 12

REP - PRESIDENT OF THE UNITED STATES

(Final)

Under Vote: 0

Over Vote: 0

| | | |
|-----------------|------------|--------------|
| Jeb Bush | 0 | 0.00% |
| Ben Carson | 2 | 1.32% |
| Chris Christie | 0 | 0.00% |
| Ted Cruz | 27 | 17.76% |
| Carly Fiorina | 0 | 0.00% |
| Lindsey Graham | 0 | 0.00% |
| Mike Huckabee | 0 | 0.00% |
| John R. Kasich | 27 | 17.76% |
| George Pataki | 0 | 0.00% |
| Rand Paul | 0 | 0.00% |
| Marco Rubio | 13 | 8.55% |
| Rick Santorum | 0 | 0.00% |
| Donald J. Trump | 80 | 52.63% |
| Uncommitted | 3 | 1.97% |
| Write-In | 0 | 0.00% |
| Total... | 152 | 0.00% |

DEM - PRESIDENT OF THE UNITED STATES

(Final)

Under Vote: 0

Over Vote: 1

| | | |
|--------------------------|------------|--------------|
| Hillary Clinton | 86 | 55.84% |
| Roque Rocky De La Fuente | 1 | 0.65% |
| Martin J. O'Malley | 0 | 0.00% |
| Bernie Sanders | 65 | 42.21% |
| Uncommitted | 2 | 1.30% |
| Write-In | 0 | 0.00% |
| Total... | 154 | 0.00% |

Sauble Township Precinct 15

Registration & Turnout

302

| | | |
|----------------------|-----------|---------------|
| Election Day Turnout | 97 | 32.12% |
| Manual Entry Turnout | 0 | 0.00% |
| County Clerk Turnout | 0 | 0.00% |
| Total... | 97 | 32.12% |

Republican Registration & Turnout

0

| | | |
|----------------------|-----------|--------------|
| Election Day Turnout | 73 | 0.00% |
| Manual Entry Turnout | 0 | 0.00% |
| County Clerk Turnout | 0 | 0.00% |
| Total... | 73 | 0.00% |

Democratic Registration & Turnout

0

| | | |
|----------------------|-----------|--------------|
| Election Day Turnout | 24 | 0.00% |
| Manual Entry Turnout | 0 | 0.00% |
| County Clerk Turnout | 0 | 0.00% |
| Total... | 24 | 0.00% |

Non Partisan Registration & Turnout

0

| | | |
|----------------------|----------|--------------|
| Election Day Turnout | 0 | 0.00% |
| Manual Entry Turnout | 0 | 0.00% |
| County Clerk Turnout | 0 | 0.00% |
| Total... | 0 | 0.00% |

Lake_March_2016_E

March 8, 2016

Precinct Report

Lake County

Official

Sauble Township Precinct 15

REP - PRESIDENT OF THE UNITED STATES

(Final)

Under Vote: 0

Over Vote: 0

| | | |
|-----------------|-----------|--------------|
| Jeb Bush | 1 | 1.37% |
| Ben Carson | 2 | 2.74% |
| Chris Christie | 0 | 0.00% |
| Ted Cruz | 11 | 15.07% |
| Carly Fiorina | 0 | 0.00% |
| Lindsey Graham | 0 | 0.00% |
| Mike Huckabee | 0 | 0.00% |
| John R. Kasich | 15 | 20.55% |
| George Pataki | 1 | 1.37% |
| Rand Paul | 0 | 0.00% |
| Marco Rubio | 5 | 6.85% |
| Rick Santorum | 0 | 0.00% |
| Donald J. Trump | 37 | 50.68% |
| Uncommitted | 1 | 1.37% |
| Write-In | 0 | 0.00% |
| Total... | 73 | 0.00% |

DEM - PRESIDENT OF THE UNITED STATES

(Final)

Under Vote: 0

Over Vote: 0

| | | |
|--------------------------|-----------|--------------|
| Hillary Clinton | 12 | 50.00% |
| Roque Rocky De La Fuente | 0 | 0.00% |
| Martin J. O'Malley | 0 | 0.00% |
| Bernie Sanders | 12 | 50.00% |
| Uncommitted | 0 | 0.00% |
| Write-In | 0 | 0.00% |
| Total... | 24 | 0.00% |

Sweetwater Township Precinct 16

Registration & Turnout

200

| | | |
|----------------------|-----------|---------------|
| Election Day Turnout | 69 | 34.50% |
| Manual Entry Turnout | 0 | 0.00% |
| County Clerk Turnout | 0 | 0.00% |
| Total... | 69 | 34.50% |

Republican Registration & Turnout

0

| | | |
|----------------------|-----------|--------------|
| Election Day Turnout | 37 | 0.00% |
| Manual Entry Turnout | 0 | 0.00% |
| County Clerk Turnout | 0 | 0.00% |
| Total... | 37 | 0.00% |

Democratic Registration & Turnout

0

| | | |
|----------------------|-----------|--------------|
| Election Day Turnout | 32 | 0.00% |
| Manual Entry Turnout | 0 | 0.00% |
| County Clerk Turnout | 0 | 0.00% |
| Total... | 32 | 0.00% |

Non Partisan Registration & Turnout

0

| | | |
|----------------------|----------|--------------|
| Election Day Turnout | 0 | 0.00% |
| Manual Entry Turnout | 0 | 0.00% |
| County Clerk Turnout | 0 | 0.00% |
| Total... | 0 | 0.00% |

Lake_March_2016_E

March 8, 2016

Precinct Report

Lake County

Official

Sweetwater Township Precinct 16

REP - PRESIDENT OF THE UNITED STATES

(Final)

Under Vote: 0

Over Vote: 0

| | | |
|-----------------|-----------|--------------|
| Jeb Bush | 1 | 2.70% |
| Ben Carson | 0 | 0.00% |
| Chris Christie | 0 | 0.00% |
| Ted Cruz | 9 | 24.32% |
| Carly Fiorina | 0 | 0.00% |
| Lindsey Graham | 0 | 0.00% |
| Mike Huckabee | 0 | 0.00% |
| John R. Kasich | 11 | 29.73% |
| George Pataki | 0 | 0.00% |
| Rand Paul | 0 | 0.00% |
| Marco Rubio | 1 | 2.70% |
| Rick Santorum | 0 | 0.00% |
| Donald J. Trump | 15 | 40.54% |
| Uncommitted | 0 | 0.00% |
| Write-In | 0 | 0.00% |
| Total... | 37 | 0.00% |

DEM - PRESIDENT OF THE UNITED STATES

(Final)

Under Vote: 0

Over Vote: 0

| | | |
|--------------------------|-----------|--------------|
| Hillary Clinton | 15 | 46.88% |
| Roque Rocky De La Fuente | 0 | 0.00% |
| Martin J. O'Malley | 0 | 0.00% |
| Bernie Sanders | 17 | 53.13% |
| Uncommitted | 0 | 0.00% |
| Write-In | 0 | 0.00% |
| Total... | 32 | 0.00% |

Webber Township Precinct 17

Registration & Turnout

1,084

| | | |
|----------------------|------------|---------------|
| Election Day Turnout | 246 | 22.69% |
| Manual Entry Turnout | 0 | 0.00% |
| County Clerk Turnout | 0 | 0.00% |
| Total... | 246 | 22.69% |

Republican Registration & Turnout

0

| | | |
|----------------------|------------|--------------|
| Election Day Turnout | 105 | 0.00% |
| Manual Entry Turnout | 0 | 0.00% |
| County Clerk Turnout | 0 | 0.00% |
| Total... | 105 | 0.00% |

Democratic Registration & Turnout

0

| | | |
|----------------------|------------|--------------|
| Election Day Turnout | 141 | 0.00% |
| Manual Entry Turnout | 0 | 0.00% |
| County Clerk Turnout | 0 | 0.00% |
| Total... | 141 | 0.00% |

Non Partisan Registration & Turnout

0

| | | |
|----------------------|----------|--------------|
| Election Day Turnout | 0 | 0.00% |
| Manual Entry Turnout | 0 | 0.00% |
| County Clerk Turnout | 0 | 0.00% |
| Total... | 0 | 0.00% |

Lake_March_2016_E

March 8, 2016

Precinct Report

Lake County

Official

Webber Township Precinct 17

REP - PRESIDENT OF THE UNITED STATES (Final)

Under Vote: 0

Over Vote: 0

| | | |
|-----------------|------------|--------------|
| Jeb Bush | 3 | 2.86% |
| Ben Carson | 1 | 0.95% |
| Chris Christie | 0 | 0.00% |
| Ted Cruz | 28 | 26.67% |
| Carly Fiorina | 0 | 0.00% |
| Lindsey Graham | 0 | 0.00% |
| Mike Huckabee | 0 | 0.00% |
| John R. Kasich | 14 | 13.33% |
| George Pataki | 0 | 0.00% |
| Rand Paul | 0 | 0.00% |
| Marco Rubio | 8 | 7.62% |
| Rick Santorum | 1 | 0.95% |
| Donald J. Trump | 50 | 47.62% |
| Uncommitted | 0 | 0.00% |
| Write-In | 0 | 0.00% |
| Total... | 105 | 0.00% |

DEM - PRESIDENT OF THE UNITED STATES (Final)

Under Vote: 0

Over Vote: 0

| | | |
|--------------------------|------------|--------------|
| Hillary Clinton | 83 | 58.87% |
| Roque Rocky De La Fuente | 0 | 0.00% |
| Martin J. O'Malley | 0 | 0.00% |
| Bernie Sanders | 56 | 39.72% |
| Uncommitted | 2 | 1.42% |
| Write-In | 0 | 0.00% |
| Total... | 141 | 0.00% |

Yates Township Precinct 19

Registration & Turnout 791

| | | |
|----------------------|------------|---------------|
| Election Day Turnout | 226 | 28.57% |
| Manual Entry Turnout | 0 | 0.00% |
| County Clerk Turnout | 0 | 0.00% |
| Total... | 226 | 28.57% |

Republican Registration & Turnout 0

| | | |
|----------------------|-----------|--------------|
| Election Day Turnout | 63 | 0.00% |
| Manual Entry Turnout | 0 | 0.00% |
| County Clerk Turnout | 0 | 0.00% |
| Total... | 63 | 0.00% |

Democratic Registration & Turnout 0

| | | |
|----------------------|------------|--------------|
| Election Day Turnout | 160 | 0.00% |
| Manual Entry Turnout | 0 | 0.00% |
| County Clerk Turnout | 0 | 0.00% |
| Total... | 160 | 0.00% |

Non Partisan Registration & Turnout 0

| | | |
|----------------------|----------|--------------|
| Election Day Turnout | 3 | 0.00% |
| Manual Entry Turnout | 0 | 0.00% |
| County Clerk Turnout | 0 | 0.00% |
| Total... | 3 | 0.00% |

Lake_March_2016_E

March 8, 2016

Precinct Report

Lake County

Official

Yates Township Precinct 19

REP - PRESIDENT OF THE UNITED STATES

(Final)

Under Vote: 0

Over Vote: 0

| | | |
|-----------------|----|--------|
| Jeb Bush | 0 | 0.00% |
| Ben Carson | 1 | 1.59% |
| Chris Christie | 1 | 1.59% |
| Ted Cruz | 11 | 17.46% |
| Carly Fiorina | 0 | 0.00% |
| Lindsey Graham | 0 | 0.00% |
| Mike Huckabee | 0 | 0.00% |
| John R. Kasich | 9 | 14.29% |
| George Pataki | 0 | 0.00% |
| Rand Paul | 0 | 0.00% |
| Marco Rubio | 4 | 6.35% |
| Rick Santorum | 0 | 0.00% |
| Donald J. Trump | 37 | 58.73% |
| Uncommitted | 0 | 0.00% |
| Write-In | 0 | 0.00% |
| Total... | 63 | 0.00% |

DEM - PRESIDENT OF THE UNITED STATES

(Final)

Under Vote: 1

Over Vote: 0

| | | |
|--------------------------|-----|--------|
| Hillary Clinton | 107 | 67.30% |
| Roque Rocky De La Fuente | 0 | 0.00% |
| Martin J. O'Malley | 0 | 0.00% |
| Bernie Sanders | 48 | 30.19% |
| Uncommitted | 4 | 2.52% |
| Write-In | 0 | 0.00% |
| Total... | 159 | 0.00% |

Yates Township Road Millage

(Final)

Under Vote: 7

Over Vote: 0

| | | |
|----------|-----|---------|
| YES | 145 | 66.21% |
| NO | 74 | 33.79% |
| Total... | 219 | 100.00% |

**OFFICIAL RESULTS
LAPEER COUNTY
PRESIDENTIAL PRIMARY AND SPECIAL GENERAL ELECTION
MARCH 8, 2016**

| PRECINCT | Registered Voters | Ballots Cast | President of the United States | | | | | | | | | |
|--------------------------|-------------------|--------------|--------------------------------|-------------------|---------------------|-----------------|--------------------|-------------------|---------------------|-------------------|-------------------|--|
| | | | Republican Bush | Republican Carson | Republican Christie | Republican Cruz | Republican Fiorina | Republican Graham | Republican Huckabee | Republican Kasich | Republican Pataki | |
| City of Inlay City #1 | 989 | 332 | 2 | 7 | 0 | 56 | 0 | 0 | 0 | 22 | 0 | |
| City of Inlay City #2 | 1,193 | 362 | 0 | 14 | 1 | 50 | 0 | 0 | 0 | 38 | 0 | |
| City of Lapeer #1 | 1,601 | 542 | 6 | 8 | 1 | 65 | 0 | 0 | 0 | 66 | 0 | |
| City of Lapeer #2 | 1,269 | 445 | 3 | 5 | 1 | 51 | 0 | 0 | 1 | 48 | 0 | |
| City of Lapeer #3 | 1,252 | 402 | 4 | 12 | 0 | 59 | 1 | 0 | 0 | 48 | 0 | |
| City of Lapeer #4 | 1,732 | 413 | 2 | 8 | 0 | 41 | 1 | 0 | 2 | 32 | 0 | |
| Almont Township #1 | 2,066 | 794 | 2 | 4 | 1 | 116 | 0 | 0 | 0 | 102 | 0 | |
| Almont Township #2 | 2,665 | 979 | 4 | 13 | 0 | 136 | 0 | 0 | 1 | 141 | 0 | |
| Arcadia Township #1 | 2,413 | 998 | 4 | 14 | 1 | 153 | 0 | 0 | 0 | 119 | 0 | |
| Attica Township #1 | 1,670 | 673 | 6 | 9 | 1 | 107 | 1 | 0 | 2 | 78 | 0 | |
| Attica Township #2 | 1,869 | 736 | 3 | 9 | 2 | 121 | 0 | 0 | 0 | 78 | 0 | |
| Burlington Township #1 | 1,054 | 329 | 0 | 4 | 2 | 67 | 0 | 0 | 1 | 36 | 0 | |
| Burnside Township #1 | 1,342 | 463 | 2 | 10 | 1 | 82 | 1 | 0 | 3 | 50 | 0 | |
| Deerfield Township #1 | 2,060 | 834 | 2 | 10 | 1 | 137 | 0 | 0 | 3 | 66 | 0 | |
| Deerfield Township #2 | 2,183 | 816 | 4 | 13 | 2 | 102 | 0 | 0 | 4 | 77 | 1 | |
| Dryden Township #1 | 1,870 | 863 | 3 | 11 | 2 | 126 | 1 | 0 | 1 | 125 | 0 | |
| Dryden Township #2 | 1,814 | 872 | 2 | 11 | 1 | 122 | 2 | 0 | 0 | 124 | 0 | |
| Elba Township #1 | 1,144 | 381 | 1 | 4 | 0 | 56 | 0 | 0 | 0 | 31 | 0 | |
| Elba Township #2 | 1,356 | 585 | 1 | 8 | 3 | 78 | 0 | 1 | 0 | 72 | 0 | |
| Elba Township #3 | 1,652 | 719 | 6 | 5 | 0 | 103 | 0 | 0 | 3 | 103 | 1 | |
| Goodland Township #1 | 1,343 | 520 | 0 | 12 | 1 | 81 | 1 | 0 | 3 | 78 | 0 | |
| Hadley Township #1 | 2,137 | 922 | 2 | 9 | 1 | 155 | 1 | 0 | 1 | 130 | 0 | |
| Hadley Township #2 | 1,457 | 607 | 0 | 12 | 2 | 103 | 0 | 0 | 1 | 79 | 0 | |
| Inlay Township #1 | 2,217 | 836 | 4 | 9 | 2 | 148 | 0 | 0 | 2 | 110 | 0 | |
| Lapeer Township #1 | 1,510 | 677 | 0 | 9 | 0 | 106 | 0 | 0 | 0 | 76 | 0 | |
| Lapeer Township #2 | 2,412 | 949 | 3 | 17 | 2 | 186 | 0 | 0 | 1 | 111 | 0 | |
| Marathon Township #1 | 1,845 | 693 | 3 | 4 | 1 | 99 | 0 | 0 | 2 | 61 | 0 | |
| Marathon Township #2 | 1,600 | 556 | 2 | 6 | 0 | 84 | 1 | 0 | 2 | 44 | 0 | |
| Mayfield Township #1 | 1,972 | 795 | 1 | 11 | 0 | 127 | 1 | 0 | 0 | 95 | 0 | |
| Mayfield Township #2 | 1,694 | 642 | 5 | 6 | 0 | 94 | 0 | 0 | 1 | 78 | 0 | |
| Mayfield Township #3 | 2,361 | 846 | 5 | 7 | 0 | 114 | 0 | 0 | 0 | 138 | 1 | |
| Metamora Township #1 | 1,879 | 832 | 1 | 7 | 0 | 151 | 0 | 0 | 0 | 142 | 0 | |
| Metamora Township #2 | 1,470 | 620 | 2 | 7 | 1 | 99 | 0 | 0 | 1 | 74 | 0 | |
| North Branch Township #1 | 2,694 | 871 | 7 | 10 | 1 | 147 | 0 | 0 | 0 | 113 | 0 | |
| Oregon Township #1 | 2,231 | 875 | 3 | 8 | 1 | 113 | 0 | 0 | 2 | 107 | 1 | |
| Oregon Township #2 | 2,312 | 862 | 2 | 10 | 1 | 122 | 1 | 0 | 0 | 81 | 0 | |
| Rich Township #1 | 1,118 | 395 | 1 | 11 | 1 | 84 | 0 | 0 | 0 | 39 | 1 | |
| City of Brown City #1 | 4 | 0 | 0 | 0 | 0 | 0 | 0 | 0 | 0 | 0 | 5 | |
| Totals | 65,450 | 25,036 | 98 | 334 | 35 | 3,821 | 12 | 1 | 34 | 3,012 | 5 | |

**OFFICIAL RESULTS
LAPEER COUNTY
PRESIDENTIAL PRIMARY AND SPECIAL GENERAL ELECTION
MARCH 8, 2016**

| PRECINCT | President of the United States - continued | | | | | | | | | |
|--------------------------|--|---------------------|------------------------|---------------------|---------------------------|-----------------------|----------------------------|------------------------|-----------------------|---------------------------|
| | Republican Paul | Republican Rubio | Republican Santorum | Republican Trump | Republican Uncommitted | Democratic Clinton | Democratic De La Fuente | Democratic O'Malley | Democratic Sanders | Democratic Uncommitted |
| City of Imlay City #1 | 0 | 20 | 0 | 69 | 3 | 69 | 0 | 0 | 70 | 5 |
| City of Imlay City #2 | 0 | 15 | 0 | 74 | 7 | 71 | 1 | 0 | 85 | 0 |
| City of Lapeer #1 | 1 | 45 | 1 | 111 | 8 | 106 | 1 | 0 | 110 | 5 |
| City of Lapeer #2 | 5 | 26 | 2 | 88 | 1 | 74 | 1 | 0 | 133 | 1 |
| City of Lapeer #3 | 3 | 10 | 0 | 93 | 3 | 54 | 0 | 0 | 104 | 4 |
| City of Lapeer #4 | 0 | 17 | 2 | 91 | 2 | 72 | 2 | 3 | 130 | 4 |
| Almont Township #1 | 0 | 32 | 0 | 276 | 8 | 98 | 0 | 0 | 137 | 11 |
| Almont Township #2 | 6 | 45 | 1 | 353 | 14 | 95 | 1 | 0 | 153 | 6 |
| Arcadia Township #1 | 3 | 49 | 1 | 339 | 14 | 120 | 0 | 1 | 138 | 13 |
| Attica Township #1 | 1 | 27 | 0 | 232 | 3 | 75 | 0 | 1 | 104 | 11 |
| Attica Township #2 | 1 | 31 | 0 | 233 | 5 | 85 | 0 | 1 | 149 | 6 |
| Burlington Township #1 | 1 | 14 | 2 | 108 | 7 | 27 | 0 | 1 | 52 | 2 |
| Burnside Township #1 | 1 | 18 | 1 | 193 | 1 | 26 | 0 | 0 | 64 | 1 |
| Deerfield Township #1 | 0 | 37 | 2 | 249 | 12 | 120 | 0 | 2 | 154 | 5 |
| Deerfield Township #2 | 3 | 27 | 0 | 230 | 20 | 119 | 0 | 2 | 168 | 17 |
| Dryden Township #1 | 4 | 35 | 3 | 286 | 16 | 75 | 0 | 5 | 130 | 10 |
| Dryden Township #2 | 4 | 37 | 1 | 340 | 7 | 90 | 0 | 1 | 108 | 3 |
| Elba Township #1 | 2 | 16 | 0 | 107 | 2 | 68 | 0 | 1 | 86 | 1 |
| Elba Township #2 | 2 | 32 | 1 | 175 | 2 | 67 | 0 | 0 | 129 | 4 |
| Elba Township #3 | 2 | 38 | 0 | 253 | 8 | 74 | 0 | 0 | 112 | 5 |
| Goodland Township #1 | 1 | 25 | 1 | 186 | 7 | 54 | 0 | 0 | 62 | 0 |
| Hadley Township #1 | 4 | 55 | 2 | 286 | 4 | 106 | 0 | 0 | 149 | 6 |
| Hadley Township #2 | 1 | 22 | 0 | 163 | 2 | 68 | 0 | 1 | 146 | 2 |
| Imlay Township #1 | 4 | 48 | 1 | 258 | 6 | 99 | 0 | 0 | 127 | 5 |
| Imlay Township #2 | 1 | 39 | 1 | 188 | 17 | 90 | 0 | 1 | 133 | 7 |
| Lapeer Township #1 | 1 | 43 | 0 | 275 | 6 | 130 | 1 | 1 | 163 | 11 |
| Lapeer Township #2 | 1 | 23 | 1 | 178 | 6 | 115 | 1 | 2 | 159 | 7 |
| Marathon Township #1 | 5 | 10 | 0 | 139 | 5 | 117 | 0 | 0 | 121 | 8 |
| Marathon Township #2 | 1 | 33 | 1 | 228 | 14 | 111 | 0 | 1 | 144 | 15 |
| Mayfield Township #1 | 0 | 20 | 1 | 164 | 8 | 105 | 0 | 0 | 138 | 7 |
| Mayfield Township #2 | 3 | 47 | 2 | 218 | 5 | 122 | 1 | 0 | 161 | 8 |
| Mayfield Township #3 | 3 | 42 | 0 | 260 | 8 | 82 | 0 | 1 | 127 | 3 |
| Metamora Township #1 | 2 | 49 | 1 | 207 | 0 | 75 | 0 | 0 | 98 | 4 |
| Metamora Township #2 | 2 | 43 | 1 | 244 | 14 | 101 | 0 | 0 | 155 | 9 |
| North Branch Township #1 | 3 | 34 | 1 | 251 | 3 | 127 | 1 | 1 | 196 | 6 |
| Oregon Township #1 | 2 | 36 | 1 | 185 | 10 | 184 | 0 | 0 | 196 | 9 |
| Oregon Township #2 | 3 | 20 | 1 | 116 | 3 | 54 | 0 | 0 | 59 | 0 |
| Rich Township #1 | 0 | 0 | 0 | 0 | 0 | 0 | 0 | 0 | 0 | 0 |
| City of Brown City #1 | 0 | 0 | 0 | 0 | 0 | 0 | 0 | 0 | 0 | 0 |
| Totals | 73 | 1160 | 32 | 7446 | 261 | 3325 | 10 | 26 | 4650 | 221 |

**OFFICIAL RESULTS
LAPEER COUNTY
PRESIDENTIAL PRIMARY AND SPECIAL GENERAL ELECTION
MARCH 8, 2016**

| PRECINCT | State Representative | | | Deerfield Township | | North Branch Township | | Dryden Community Schools | | Goodrich Area Schools | | |
|--------------------------|----------------------|-----------------------------|-------------|-----------------------------------|------|-----------------------|--------------------------------|--------------------------|-----|-----------------------|-----|-----|
| | Republican | 82nd District Democratic | Libertarian | Mosquito Abatement Proposition | Yes | No | Fire Protection Proposition | Yes | No | Millage Proposal | Yes | No |
| | Howell | Guerrero Deluca | Spilker | | | | | | | | | |
| City of Inlay City #1 | 154 | 155 | 12 | | | | | | | | | |
| City of Inlay City #2 | 152 | 189 | 14 | | | | | | | | | |
| City of Lapeer #1 | 266 | 230 | 22 | | | | | | | | | |
| City of Lapeer #2 | 202 | 195 | 28 | | | | | | | | | |
| City of Lapeer #3 | 197 | 163 | 22 | | | | | | | | | |
| City of Lapeer #4 | 170 | 200 | 23 | | | | | | | | | |
| Almont Township #1 | 455 | 234 | 30 | | | | | | | | | |
| Almont Township #2 | 567 | 281 | 51 | | | | | | | | | |
| Arcadia Township #1 | 577 | 339 | 41 | | | | | | | | | |
| Arcadia Township #2 | 380 | 235 | 26 | | | | | | | | | |
| Attica Township #1 | 397 | 273 | 19 | | | | | | | | | |
| Attica Township #2 | 228 | 79 | 13 | | | | | | | | | |
| Burnside Township #1 | 319 | 88 | 30 | | | | | | | | | |
| Burnside Township #2 | 458 | 298 | 34 | 300 | 530 | | | | | | | |
| Deerfield Township #1 | 409 | 342 | 43 | 327 | 482 | | | | | | | |
| Deerfield Township #2 | 535 | 230 | 48 | | | | | | | | | |
| Dryden Township #1 | 541 | 232 | 46 | | | | | 415 | 330 | | | |
| Dryden Township #2 | 195 | 141 | 20 | | | | | 348 | 360 | | | |
| Elba Township #1 | 338 | 205 | 23 | | | | | | | | | |
| Elba Township #2 | 429 | 194 | 41 | | | | | | | | | |
| Elba Township #3 | 321 | 150 | 25 | | | | | | | | | |
| Goodland Township #1 | 532 | 266 | 63 | | | | | | | | 26 | 18 |
| Hadley Township #1 | 326 | 198 | 40 | | | | | | | | 191 | 142 |
| Hadley Township #2 | 482 | 289 | 36 | | | | | | | | | |
| Inlay Township #1 | 403 | 210 | 29 | | | | | | | | | |
| Lapeer Township #1 | 526 | 335 | 44 | | | | | | | | | |
| Lapeer Township #2 | 370 | 256 | 30 | | | | | | | | | |
| Marathon Township #1 | 259 | 249 | 19 | | | | | | | | | |
| Marathon Township #2 | 439 | 296 | 25 | | | | | | | | | |
| Mayfield Township #1 | 321 | 269 | 30 | | | | | | | | | |
| Mayfield Township #2 | 431 | 331 | 38 | | | | | | | | | |
| Mayfield Township #3 | 520 | 218 | 45 | | | | | | | | | |
| Metamora Township #1 | 367 | 188 | 23 | | | | | 29 | 46 | | | |
| Metamora Township #2 | 532 | 281 | 23 | | | | | | | | | |
| North Branch Township #1 | 457 | 352 | 33 | | | | | 527 | 315 | | | |
| Oregon Township #1 | 409 | 369 | 47 | | | | | | | | | |
| Oregon Township #2 | 243 | 120 | 18 | | | | | | | | | |
| Rich Township #1 | 0 | 0 | 0 | | | | | | | | | |
| City of Brown City #1 | 13907 | 8680 | 1154 | 627 | 1012 | 527 | 315 | 819 | 755 | | 217 | 160 |
| Totals | | | | | | | | | | | | |

**OFFICIAL RESULTS
LAPEER COUNTY
PRESIDENTIAL PRIMARY AND SPECIAL GENERAL ELECTION
MARCH 8, 2016**

| PRECINCT | Kingson Community School | | | | Lakeville Community Schools | | | | Mayville Community Schools | | | | GLTA | | | |
|--------------------------|--------------------------|-----|----|-----|-----------------------------|-----|-----|-----|----------------------------|------|------|----|------|-----|----|----|
| | Bonding Proposal | Yes | No | Yes | Yes | Yes | No | Yes | Yes | No | Yes | No | Yes | Yes | No | No |
| City of Imlay City #1 | | | | | | | | | | | | | | | | |
| City of Imlay City #2 | | | | | | | | | | | | | | | | |
| City of Lapeer #1 | | | | | | | | | | | | | | | | |
| City of Lapeer #2 | | | | | | | | | | | | | | | | |
| City of Lapeer #3 | | | | | | | | | | | | | | | | |
| City of Lapeer #4 | | | | | | | | | | | | | | | | |
| Almont Township #1 | | | | | | | | | | | | | | | | |
| Almont Township #2 | | | | | | | | | | | | | | | | |
| Arcadia Township #1 | | | | | | | | | | | | | | | | |
| Attica Township #1 | | | | | | | | | | | | | | | | |
| Attica Township #2 | | | | | | | | | | | | | | | | |
| Burlington Township #1 | | | | | | | | | | | | | | | | |
| Burnside Township #1 | | | | | | | | | | | | | | | | |
| Deerfield Township #1 | | | | | | | | | | | | | | | | |
| Deerfield Township #2 | | | | | | | | | | | | | | | | |
| Dryden Township #1 | | | | | | | | | | | | | | | | |
| Dryden Township #2 | | | | | | | | | | | | | | | | |
| Elba Township #1 | | | | | | | | | | | | | | | | |
| Elba Township #2 | | | | | | | | | | | | | | | | |
| Elba Township #3 | | | | | | | | | | | | | | | | |
| Goodland Township #1 | | | | | | | | | | | | | | | | |
| Hadley Township #1 | | | | | | | | | | | | | | | | |
| Hadley Township #2 | | | | | | | | | | | | | | | | |
| Imlay Township #1 | | | | | | | | | | | | | | | | |
| Lapeer Township #1 | | | | | | | | | | | | | | | | |
| Lapeer Township #2 | | | | | | | | | | | | | | | | |
| Marathon Township #1 | | | | | | | | | | | | | | | | |
| Marathon Township #2 | | | | | | | | | | | | | | | | |
| Mayfield Township #1 | | | | | | | | | | | | | | | | |
| Mayfield Township #2 | | | | | | | | | | | | | | | | |
| Mayfield Township #3 | | | | | | | | | | | | | | | | |
| Metamora Township #1 | | | | | | | | | | | | | | | | |
| Metamora Township #2 | | | | | | | | | | | | | | | | |
| North Branch Township #1 | | | | | | | | | | | | | | | | |
| Oregon Township #1 | | | | | | | | | | | | | | | | |
| Oregon Township #2 | | | | | | | | | | | | | | | | |
| Rich Township #1 | | | | | | | | | | | | | | | | |
| City of Brown City #1 | | | | | | | | | | | | | | | | |
| Totals | | 1 | 2 | 3 | 0 | 796 | 722 | 72 | 74 | 8121 | 2368 | | | | | |

OFFICIAL RESULTS

IN WITNESS WHEREOF, We have hereunto set our hands and affixed the Seal of the Circuit Court for the County of Lapeer this 10th day of March, in the year Two Thousand and Sixteen.

Harry D. Aker
Brian C. Crook
Jessica M. Connolly

ATTEST:

[Signature]
Clerk of the Board of Canvassers

Harry D. Aker
Chairman of the Board of Canvassers

We Do Hereby Certify, That the foregoing is a correct statement of the votes given in Lapeer County for the offices named in such statement and for the persons designated therein, and other matters submitted at the **Presidential Primary and Special General Election**, held on Tuesday, March 8, 2016

IN WITNESS WHEREOF, We have hereunto set our hands and affixed the Seal of the Circuit Court for the County of Lapeer this 10th day of March, in the year Two Thousand and Sixteen.

Harry D. Aker
Brian C. Crook
Jessica M. Connolly

ATTEST:

[Signature]
Clerk of the Board of Canvassers

Harry D. Aker
Chairman of the Board of Canvassers

We Do Hereby Certify, That the foregoing is a correct transcript of the statement of the Board of County Canvassers of the County of Lapeer, of the votes given in such County for the offices named in said statement and for the persons designated therein, and other matters submitted at the **Presidential Primary and Special General Election**, Tuesday, March 8, 2016, so far as it relates to the votes cast for said office, as appears from the original statement on file in the office of the County Clerk.

IN WITNESS WHEREOF, We have hereunto set our hands and affixed the Seal of the Circuit Court for the County of Lapeer this 10th day of March, in the year Two Thousand and Sixteen.

Harry D. Aker
Brian C. Crook
Jessica M. Connolly

ATTEST:

[Signature]
Clerk of the Board of Canvassers

Harry D. Aker
Chairman of the Board of Canvassers

Final as of March 10, 2016

2016 PRESIDENTIAL ELECTION TOTALS
 LEELANAU COUNTY, TUESDAY, MARCH 8, 2016
 STATEMENT OF VOTES - OFFICIAL RESULTS

| PRECINCT | POLL BOOK TOTAL | TIME | NUMBER OF REG. VOTERS | % of Turnout |
|---------------|--------------------|-------|--------------------------|-----------------|
| BINGHAM | 1045 | 8:36 | 2214 | 47% |
| CENTERVILLE | 434 | 8:50 | 1052 | 41% |
| CLEVELAND | 400 | 8:05 | 980 | 41% |
| ELMWOOD #1 | 895 | 8:15 | 2543 | 49% |
| ELMWOOD #1 AV | 353 | 8:09 | | |
| ELMWOOD #2 | 506 | 8:02 | 1446 | 45% |
| ELMWOOD #2 AV | 146 | 8:09 | | |
| EMPIRE | 585 | 9:50 | 1171 | 50% |
| GLEN ARBOR | 393 | 8:30 | 896 | 44% |
| KASSON | 529 | 8:19 | 1265 | 42% |
| LEELANAU | 971 | 8:42 | 2033 | 48% |
| LELAND | 835 | 8:12 | 1854 | 45% |
| OLON | 572 | 8:15 | 1389 | 41% |
| SUTTONS BAY | 1021 | 8:07 | 2522 | 40% |
| CITY OF TC | 86 | 10:24 | 225 | 38% |
| TOTAL | 8,771 | | 19590 | 45% |

2016 PRESIDENTIAL ELECTION TOTALS
LEELANAU COUNTY, TUESDAY, MARCH 8, 2016
STATEMENT OF VOTES
OFFICIAL RESULTS

| PRECINCT | REPUBLICAN PARTY | | | | | | | | | | | | | | Totals |
|---------------|------------------|------------|----------------|----------|---------------|----------------|---------------|----------------|---------------|-----------|-------------|---------------|-----------------|-------------|--------|
| | Jeb Bush | Ben Carson | Chris Christie | Ted Cruz | Carly Fiorina | Lindsey Graham | Mike Huckabee | John R. Kasich | George Pataki | Rand Paul | Marco Rubio | Rick Santorum | Donald J. Trump | Uncommitted | |
| BINGHAM | 5 | 13 | 1 | 134 | 0 | 0 | 1 | 154 | 1 | 2 | 61 | 0 | 228 | 25 | 625 |
| CENTERVILLE | 0 | 5 | 1 | 44 | 0 | 0 | 0 | 61 | 0 | 1 | 20 | 0 | 72 | 0 | 204 |
| CLEVELAND | 2 | 2 | 1 | 62 | 0 | 0 | 0 | 43 | 0 | 1 | 18 | 0 | 74 | 3 | 206 |
| ELMWOOD #1 | 1 | 2 | 0 | 136 | 0 | 0 | 0 | 141 | 0 | 2 | 49 | 0 | 151 | 3 | 485 |
| ELMWOOD #1 AV | 8 | 8 | 2 | 48 | 2 | 0 | 1 | 30 | 0 | 1 | 34 | 0 | 64 | 20 | 218 |
| ELMWOOD #2 | 0 | 2 | 0 | 77 | 0 | 0 | 0 | 96 | 1 | 1 | 23 | 0 | 93 | 0 | 293 |
| ELMWOOD #2 AV | 1 | 1 | 0 | 13 | 0 | 0 | 0 | 18 | 0 | 0 | 24 | 1 | 34 | 4 | 96 |
| EMPIRE | 3 | 8 | 0 | 66 | 0 | 0 | 0 | 82 | 0 | 2 | 27 | 0 | 93 | 7 | 288 |
| GLEN ARBOR | 2 | 1 | 0 | 39 | 0 | 0 | 0 | 87 | 0 | 0 | 33 | 0 | 71 | 0 | 233 |
| KASSON | 1 | 3 | 1 | 93 | 0 | 0 | 0 | 53 | 0 | 1 | 22 | 0 | 116 | 1 | 291 |
| LEELANAU | 9 | 3 | 3 | 89 | 1 | 0 | 2 | 121 | 0 | 1 | 66 | 0 | 149 | 14 | 458 |
| LELAND | 10 | 15 | 5 | 119 | 2 | 0 | 1 | 135 | 0 | 2 | 62 | 0 | 146 | 11 | 508 |
| SOLOIN | 3 | 6 | 0 | 110 | 0 | 0 | 0 | 74 | 0 | 0 | 36 | 1 | 127 | 1 | 358 |
| SUTTONS BAY | 3 | 10 | 4 | 119 | 2 | 1 | 2 | 138 | 1 | 1 | 66 | 2 | 182 | 19 | 550 |
| CITY OF TC | 1 | 0 | 0 | 11 | 0 | 0 | 0 | 18 | 0 | 0 | 1 | 0 | 13 | 2 | 46 |
| TOTAL | 49 | 79 | 18 | 1,160 | 7 | 1 | 7 | 1,251 | 3 | 15 | 542 | 4 | 1,613 | 110 | 4,859 |

2016 PRESIDENTIAL ELECTION TOTALS
 LEELANAU COUNTY, TUESDAY, MARCH 8, 2016
 STATEMENT OF VOTES
 OFFICIAL RESULTS

| PRECINCT | DEMOCRATIC PARTY | | | | | | Totals |
|---------------|------------------|--------------------------|--------------------|----------------|-------------|--|--------|
| | Hillary Clinton | Roque Rocky De La Fuente | Martin J. O'Malley | Bernie Sanders | Uncommitted | | |
| BINGHAM | 170 | 1 | 1 | 242 | 6 | | 420 |
| CENTERVILLE | 72 | 0 | 0 | 157 | 1 | | 230 |
| CLEVELAND | 69 | 0 | 1 | 124 | 0 | | 194 |
| ELMWOOD #1 | 97 | 0 | 1 | 311 | 1 | | 410 |
| ELMWOOD #1 AV | 85 | 0 | 0 | 40 | 6 | | 131 |
| ELMWOOD #2 | 63 | 0 | 0 | 150 | 0 | | 213 |
| ELMWOOD #2 AV | 31 | 0 | 0 | 14 | 5 | | 50 |
| EMPIRE | 125 | 0 | 1 | 158 | 10 | | 294 |
| GLEN ARBOR | 72 | 0 | 0 | 86 | 2 | | 160 |
| KASSON | 75 | 0 | 1 | 156 | 3 | | 235 |
| LEELANAU | 213 | 0 | 2 | 270 | 4 | | 489 |
| LELAND | 131 | 1 | 1 | 188 | 3 | | 324 |
| OLON | 76 | 0 | 0 | 138 | 0 | | 214 |
| SUTTONS BAY | 164 | 0 | 0 | 303 | 2 | | 469 |
| CITY OF TC | 16 | 0 | 0 | 23 | 1 | | 40 |
| TOTAL | 1,459 | 2 | 8 | 2,360 | 44 | | 3,873 |

**2016 PRESIDENTIAL ELECTION TOTALS
LEELANAU COUNTY, TUESDAY, MARCH 8, 2016
STATEMENT OF VOTES
OFFICIAL RESULTS**

Northport Public School

| PRECINCT | YES | NO | TOTALS |
|----------|-----|-----|--------|
| LEELANAU | 563 | 375 | 938 |

**MILLAGE PROPOSAL, BUILDING AND SITE
SINKING FUND TAX LEVY**

Shall the limitation on the amount of taxes which may be assessed against all property in Northport Public School, Leelanau County, Michigan, be increased by and the board of education be authorized to levy not to exceed 1.25 mills (\$1.25 on each \$1,000 of taxable valuation) for a period of 5 years, 2016 to 2020 inclusive, to create a sinking fund for the construction or repair of school buildings and all other purposes authroized by law; the estimate of the revenue the school district will collect if the millage is approved and levied in 2016 is approximately \$491,000?

YES


NO


State of Michigan }
 }
County of Leelanau }


We Do Hereby Certify, that the foregoing is a correct transcript of the statement of the Board of County Canvassers of the County of Leelanau of the votes given in said County and/or Township for the proposals submitted at the Election held on March 8, 2016, so far as it relates to the votes cast, as appears from the original statement on file in the office of the County Clerk.


In Witness Whereof, we have hereunto set our hands and affixed the Seal of the Circuit Court for the County of Leelanau on March 10, 2016.

BOARD OF COUNTY CANVASSERS



Eric Lind, Chairman


Donna L. Dodd, Vice-Chairman


Karan Josephus, Alternate Member
For Susan Quinlan, Member (absent with prior notice)


Robert E. Marshall, Member

In Witness Whereof, we have hereunto set our hands and affixed the seal of the Circuit Court for the County of Leelanau on March 10, 2016.


Michelle L. Crocker, Leelanau County Clerk
Clerk, Board of County Canvassers


Eric Lind, Chairman
Board of County Canvassers

Attest:




Michelle L. Crocker, Leelanau Co Clerk
Clerk, Board of County Canvassers

Statement of Votes Cast
 Lenawee County, MI
 2016 Presidential Primary
 SOVC For Jurisdiction Wide, All Counters, All Races

Date: 03/10/16

Time: 13:51:49

Page: 1 of 32

| | TURN OUT | | |
|--|----------------|---------------|--------------|
| | Reg. Voters | Cards Cast | % Turnout |
| Jurisdiction Wide | | | |
| City of Adrian, Precinct 1 | | | |
| Polling | 2246 | 644 | 28.67% |
| AVCB (if used) | 2246 | 0 | 0.00% |
| Total | 2246 | 644 | 28.67% |
| City of Adrian, Precinct 2 | | | |
| Polling | 2215 | 350 | 15.80% |
| AVCB (if used) | 2215 | 0 | 0.00% |
| Total | 2215 | 350 | 15.80% |
| City of Adrian, Precinct 3 | | | |
| Polling | 2170 | 358 | 16.50% |
| AVCB (if used) | 2170 | 0 | 0.00% |
| Total | 2170 | 358 | 16.50% |
| City of Adrian, Precinct 4 | | | |
| Polling | 2342 | 820 | 35.01% |
| AVCB (if used) | 2342 | 0 | 0.00% |
| Total | 2342 | 820 | 35.01% |
| City of Adrian, Precinct 5 | | | |
| Polling | 2509 | 616 | 24.55% |
| AVCB (if used) | 2509 | 0 | 0.00% |
| Total | 2509 | 616 | 24.55% |
| City of Adrian, Precinct 6 | | | |
| Polling | 2490 | 602 | 24.18% |
| AVCB (if used) | 2490 | 0 | 0.00% |
| Total | 2490 | 602 | 24.18% |
| City of Hudson, Precinct 1 | | | |
| Polling | 1533 | 390 | 25.44% |
| AVCB (if used) | 1533 | 0 | 0.00% |
| Total | 1533 | 390 | 25.44% |
| City of Morenci, Precinct 1 | | | |
| Polling | 1655 | 361 | 21.81% |
| AVCB (if used) | 1655 | 0 | 0.00% |
| Total | 1655 | 361 | 21.81% |
| City of Tecumseh, Precinct 1 | | | |
| Polling | 1614 | 723 | 44.80% |
| AVCB (if used) | 1614 | 0 | 0.00% |
| Total | 1614 | 723 | 44.80% |
| City of Tecumseh, Precinct 2 | | | |
| Polling | 1509 | 638 | 42.28% |
| AVCB (if used) | 1509 | 0 | 0.00% |
| Total | 1509 | 638 | 42.28% |
| City of Tecumseh, Precinct 3 | | | |
| Polling | 1546 | 572 | 37.00% |
| AVCB (if used) | 1546 | 0 | 0.00% |
| Total | 1546 | 572 | 37.00% |
| City of Tecumseh, Precinct 4 | | | |
| Polling | 1707 | 643 | 37.67% |
| AVCB (if used) | 1707 | 0 | 0.00% |
| Total | 1707 | 643 | 37.67% |
| Charter Township of Adrian, Precinct 1 | | | |
| Polling | 2470 | 942 | 38.14% |
| AVCB (if used) | 2470 | 0 | 0.00% |
| Total | 2470 | 942 | 38.14% |
| Charter Township of Adrian, Precinct 2 | | | |
| Polling | 2407 | 773 | 32.11% |
| AVCB (if used) | 2407 | 0 | 0.00% |
| Total | 2407 | 773 | 32.11% |
| Blissfield Township, Precinct 1 | | | |
| Polling | 487 | 177 | 36.34% |
| AVCB (if used) | 487 | 0 | 0.00% |
| Total | 487 | 177 | 36.34% |

Statement of Votes Cast
Lenawee County, MI
2016 Presidential Primary
SOVC For Jurisdiction Wide, All Counters, All Races

Date:03/10/16
Time:13:51:49
Page:2 of 32

| | TURN OUT | | |
|---|----------------|---------------|--------------|
| | Reg. Voters | Cards Cast | % Turnout |
| Blissfield Township, Precinct 2 | | | |
| Polling | 2399 | 835 | 34.81% |
| AVCB (if used) | 2399 | 0 | 0.00% |
| Total | 2399 | 835 | 34.81% |
| Cambridge Township, Precinct 1 | | | |
| Polling | 1698 | 603 | 35.51% |
| AVCB (if used) | 1698 | 0 | 0.00% |
| Total | 1698 | 603 | 35.51% |
| Cambridge Township, Precinct 2 | | | |
| Polling | 1531 | 500 | 32.66% |
| AVCB (if used) | 1531 | 0 | 0.00% |
| Total | 1531 | 500 | 32.66% |
| Cambridge Township, Precinct 3 | | | |
| Polling | 1212 | 448 | 36.96% |
| AVCB (if used) | 1212 | 0 | 0.00% |
| Total | 1212 | 448 | 36.96% |
| Clinton Township, Precinct 1 | | | |
| Polling | 964 | 301 | 31.22% |
| AVCB (if used) | 964 | 42 | 4.36% |
| Total | 964 | 343 | 35.58% |
| Clinton Township, Precinct 2 | | | |
| Polling | 1791 | 578 | 32.27% |
| AVCB (if used) | 1791 | 53 | 2.96% |
| Total | 1791 | 631 | 35.23% |
| Deerfield Township, Precinct 1 | | | |
| Polling | 1082 | 310 | 28.65% |
| AVCB (if used) | 1082 | 0 | 0.00% |
| Total | 1082 | 310 | 28.65% |
| Dover Township, Precinct 1 | | | |
| Polling | 1202 | 346 | 28.79% |
| AVCB (if used) | 1202 | 0 | 0.00% |
| Total | 1202 | 346 | 28.79% |
| Fairfield Township, Precinct 1 | | | |
| Polling | 1272 | 367 | 28.85% |
| AVCB (if used) | 1272 | 0 | 0.00% |
| Total | 1272 | 367 | 28.85% |
| Franklin Township, Precinct 1 | | | |
| Polling | 2337 | 832 | 35.60% |
| AVCB (if used) | 2337 | 0 | 0.00% |
| Total | 2337 | 832 | 35.60% |
| Hudson Township, Precinct 1 | | | |
| Polling | 1224 | 341 | 27.86% |
| AVCB (if used) | 1224 | 0 | 0.00% |
| Total | 1224 | 341 | 27.86% |
| Macon Township, Precinct 1 | | | |
| Polling | 1051 | 463 | 44.05% |
| AVCB (if used) | 1051 | 0 | 0.00% |
| Total | 1051 | 463 | 44.05% |
| Charter Township of Madison, Precinct 1 | | | |
| Polling | 1927 | 428 | 22.21% |
| AVCB (if used) | 1927 | 0 | 0.00% |
| Total | 1927 | 428 | 22.21% |
| Charter Township of Madison, Precinct 2 | | | |
| Polling | 1447 | 518 | 35.80% |
| AVCB (if used) | 1447 | 0 | 0.00% |
| Total | 1447 | 518 | 35.80% |
| Charter Township of Madison, Precinct 3 | | | |
| Polling | 1281 | 467 | 36.46% |
| AVCB (if used) | 1281 | 0 | 0.00% |
| Total | 1281 | 467 | 36.46% |
| Medina Township, Precinct 1 | | | |

Statement of Votes Cast
 Lenawee County, MI
 2016 Presidential Primary
 SOVC For Jurisdiction Wide, All Counters, All Races

Date:03/10/16

Time:13:51:49

Page:3 of 32

| | TURN OUT | | |
|--|---------------|---------------|--------------|
| | Reg Voters | Cards Cast | % Turnout |
| Polling | 859 | 198 | 23.05% |
| AVCB (if used) | 859 | 0 | 0.00% |
| Total | 859 | 198 | 23.05% |
| Ogden Township, Precinct 1 | | | |
| Polling | 744 | 249 | 33.47% |
| AVCB (if used) | 744 | 0 | 0.00% |
| Total | 744 | 249 | 33.47% |
| Palmyra Township, Precinct 1 | | | |
| Polling | 1609 | 520 | 32.32% |
| AVCB (if used) | 1609 | 0 | 0.00% |
| Total | 1609 | 520 | 32.32% |
| Charter Township of Raisin, Precinct 1 | | | |
| Polling | 3109 | 999 | 32.13% |
| AVCB (if used) | 3109 | 0 | 0.00% |
| Total | 3109 | 999 | 32.13% |
| Charter Township of Raisin, Precinct 2 | | | |
| Polling | 2592 | 899 | 34.68% |
| AVCB (if used) | 2592 | 0 | 0.00% |
| Total | 2592 | 899 | 34.68% |
| Ridgeway Township, Precinct 1 | | | |
| Polling | 1106 | 449 | 40.60% |
| AVCB (if used) | 1106 | 0 | 0.00% |
| Total | 1106 | 449 | 40.60% |
| Riga Township, Precinct 1 | | | |
| Polling | 1074 | 379 | 35.29% |
| AVCB (if used) | 1074 | 0 | 0.00% |
| Total | 1074 | 379 | 35.29% |
| Rollin Township, Precinct 1 | | | |
| Polling | 2413 | 778 | 32.24% |
| AVCB (if used) | 2413 | 0 | 0.00% |
| Total | 2413 | 778 | 32.24% |
| Rome Township, Precinct 1 | | | |
| Polling | 1350 | 359 | 26.59% |
| AVCB (if used) | 1350 | 0 | 0.00% |
| Total | 1350 | 359 | 26.59% |
| Seneca Township, Precinct 1 | | | |
| Polling | 851 | 213 | 25.03% |
| AVCB (if used) | 851 | 0 | 0.00% |
| Total | 851 | 213 | 25.03% |
| Tecumseh Township, Precinct 1 | | | |
| Polling | 1678 | 658 | 39.21% |
| AVCB (if used) | 1678 | 0 | 0.00% |
| Total | 1678 | 658 | 39.21% |
| Woodstock Township, Precinct 1 | | | |
| Polling | 1867 | 531 | 28.44% |
| AVCB (if used) | 1867 | 0 | 0.00% |
| Total | 1867 | 531 | 28.44% |
| Woodstock Township, Precinct 2 | | | |
| Polling | 998 | 225 | 22.55% |
| AVCB (if used) | 998 | 0 | 0.00% |
| Total | 998 | 225 | 22.55% |
| WASHTENAW Bridgewater Twp P1 | | | |
| Polling | 536 | 214 | 39.93% |
| AVCB (if used) | 536 | 0 | 0.00% |
| Total | 536 | 214 | 39.93% |
| WASHTENAW Manchester Twp P2 | | | |
| Polling | 263 | 93 | 35.36% |
| AVCB (if used) | 263 | 0 | 0.00% |
| Total | 263 | 93 | 35.36% |
| WASHTENAW Saline Twp P1 | | | |
| Polling | 69 | 24 | 34.78% |

Statement of Votes Cast
 Lenawee County, MI
 2016 Presidential Primary
 SOVC For Jurisdiction Wide, All Counters, All Races

Date:03/10/16
 Time:13:51:49
 Page:4 of 32

| | TURN OUT | | |
|----------------|----------------|---------------|--------------|
| | Reg. Voters | Cards Cast | % Turnout |
| AVCB (if used) | 69 | 0 | 0.00% |
| Total | 69 | 24 | 34.78% |
| Total | | | |
| Polling | 72436 | 22734 | 31.38% |
| AVCB (if used) | 72436 | 95 | 0.13% |
| Total | 72436 | 22829 | 31.52% |

Statement of Votes Cast
Lenawee County, MI
2016 Presidential Primary
SOVC For Jurisdiction Wide, All Counters, All Races

Date: 03/10/16
Time: 13:51:49
Page: 5 of 32

| | REP President | | | | | | | | | | |
|--|---------------|---------------|-------------|----------------|-------|------------------|-------|----------------------|-------|----------------|--------|
| | Reg. Voters | Times Counted | Total Votes | Jeb Bush (REP) | | Ben Carson (REP) | | Chris Christie (REP) | | Ted Cruz (REP) | |
| Jurisdiction Wide | | | | | | | | | | | |
| City of Adrian, Precinct 1 | | | | | | | | | | | |
| Polling | 2246 | 198 | 198 | 6 | 3.03% | 5 | 2.53% | 0 | 0.00% | 56 | 28.28% |
| AVCB (if used) | 2246 | 0 | 0 | 0 | - | 0 | - | 0 | - | 0 | - |
| Total | 2246 | 198 | 198 | 6 | 3.03% | 5 | 2.53% | 0 | 0.00% | 56 | 28.28% |
| City of Adrian, Precinct 2 | | | | | | | | | | | |
| Polling | 2215 | 141 | 141 | 3 | 2.13% | 1 | 0.71% | 0 | 0.00% | 33 | 23.40% |
| AVCB (if used) | 2215 | 0 | 0 | 0 | - | 0 | - | 0 | - | 0 | - |
| Total | 2215 | 141 | 141 | 3 | 2.13% | 1 | 0.71% | 0 | 0.00% | 33 | 23.40% |
| City of Adrian, Precinct 3 | | | | | | | | | | | |
| Polling | 2170 | 135 | 134 | 2 | 1.49% | 4 | 2.99% | 0 | 0.00% | 48 | 35.82% |
| AVCB (if used) | 2170 | 0 | 0 | 0 | - | 0 | - | 0 | - | 0 | - |
| Total | 2170 | 135 | 134 | 2 | 1.49% | 4 | 2.99% | 0 | 0.00% | 48 | 35.82% |
| City of Adrian, Precinct 4 | | | | | | | | | | | |
| Polling | 2342 | 453 | 453 | 7 | 1.55% | 9 | 1.99% | 2 | 0.44% | 111 | 24.50% |
| AVCB (if used) | 2342 | 0 | 0 | 0 | - | 0 | - | 0 | - | 0 | - |
| Total | 2342 | 453 | 453 | 7 | 1.55% | 9 | 1.99% | 2 | 0.44% | 111 | 24.50% |
| City of Adrian, Precinct 5 | | | | | | | | | | | |
| Polling | 2509 | 301 | 300 | 0 | 0.00% | 8 | 2.67% | 2 | 0.67% | 76 | 25.33% |
| AVCB (if used) | 2509 | 0 | 0 | 0 | - | 0 | - | 0 | - | 0 | - |
| Total | 2509 | 301 | 300 | 0 | 0.00% | 8 | 2.67% | 2 | 0.67% | 76 | 25.33% |
| City of Adrian, Precinct 6 | | | | | | | | | | | |
| Polling | 2490 | 337 | 337 | 6 | 1.78% | 4 | 1.19% | 0 | 0.00% | 96 | 28.49% |
| AVCB (if used) | 2490 | 0 | 0 | 0 | - | 0 | - | 0 | - | 0 | - |
| Total | 2490 | 337 | 337 | 6 | 1.78% | 4 | 1.19% | 0 | 0.00% | 96 | 28.49% |
| City of Hudson, Precinct 1 | | | | | | | | | | | |
| Polling | 1533 | 272 | 272 | 2 | 0.74% | 6 | 2.21% | 0 | 0.00% | 60 | 22.06% |
| AVCB (if used) | 1533 | 0 | 0 | 0 | - | 0 | - | 0 | - | 0 | - |
| Total | 1533 | 272 | 272 | 2 | 0.74% | 6 | 2.21% | 0 | 0.00% | 60 | 22.06% |
| City of Morenci, Precinct 1 | | | | | | | | | | | |
| Polling | 1655 | 242 | 242 | 1 | 0.41% | 3 | 1.24% | 0 | 0.00% | 75 | 30.99% |
| AVCB (if used) | 1655 | 0 | 0 | 0 | - | 0 | - | 0 | - | 0 | - |
| Total | 1655 | 242 | 242 | 1 | 0.41% | 3 | 1.24% | 0 | 0.00% | 75 | 30.99% |
| City of Tecumseh, Precinct 1 | | | | | | | | | | | |
| Polling | 1614 | 412 | 411 | 5 | 1.22% | 6 | 1.46% | 1 | 0.24% | 100 | 24.33% |
| AVCB (if used) | 1614 | 0 | 0 | 0 | - | 0 | - | 0 | - | 0 | - |
| Total | 1614 | 412 | 411 | 5 | 1.22% | 6 | 1.46% | 1 | 0.24% | 100 | 24.33% |
| City of Tecumseh, Precinct 2 | | | | | | | | | | | |
| Polling | 1509 | 395 | 393 | 7 | 1.78% | 9 | 2.29% | 0 | 0.00% | 93 | 23.66% |
| AVCB (if used) | 1509 | 0 | 0 | 0 | - | 0 | - | 0 | - | 0 | - |
| Total | 1509 | 395 | 393 | 7 | 1.78% | 9 | 2.29% | 0 | 0.00% | 93 | 23.66% |
| City of Tecumseh, Precinct 3 | | | | | | | | | | | |
| Polling | 1546 | 293 | 293 | 1 | 0.34% | 6 | 2.05% | 1 | 0.34% | 76 | 25.94% |
| AVCB (if used) | 1546 | 0 | 0 | 0 | - | 0 | - | 0 | - | 0 | - |
| Total | 1546 | 293 | 293 | 1 | 0.34% | 6 | 2.05% | 1 | 0.34% | 76 | 25.94% |
| City of Tecumseh, Precinct 4 | | | | | | | | | | | |
| Polling | 1707 | 353 | 352 | 5 | 1.42% | 8 | 2.27% | 1 | 0.28% | 86 | 24.43% |
| AVCB (if used) | 1707 | 0 | 0 | 0 | - | 0 | - | 0 | - | 0 | - |
| Total | 1707 | 353 | 352 | 5 | 1.42% | 8 | 2.27% | 1 | 0.28% | 86 | 24.43% |
| Charter Township of Adrian, Precinct 1 | | | | | | | | | | | |
| Polling | 2470 | 659 | 658 | 6 | 0.91% | 15 | 2.28% | 1 | 0.15% | 161 | 24.47% |
| AVCB (if used) | 2470 | 0 | 0 | 0 | - | 0 | - | 0 | - | 0 | - |
| Total | 2470 | 659 | 658 | 6 | 0.91% | 15 | 2.28% | 1 | 0.15% | 161 | 24.47% |
| Charter Township of Adrian, Precinct 2 | | | | | | | | | | | |
| Polling | 2407 | 489 | 489 | 1 | 0.20% | 8 | 1.64% | 0 | 0.00% | 130 | 26.58% |
| AVCB (if used) | 2407 | 0 | 0 | 0 | - | 0 | - | 0 | - | 0 | - |
| Total | 2407 | 489 | 489 | 1 | 0.20% | 8 | 1.64% | 0 | 0.00% | 130 | 26.58% |
| Blissfield Township, Precinct 1 | | | | | | | | | | | |
| Polling | 487 | 132 | 130 | 0 | 0.00% | 3 | 2.31% | 0 | 0.00% | 37 | 28.46% |
| AVCB (if used) | 487 | 0 | 0 | 0 | - | 0 | - | 0 | - | 0 | - |
| Total | 487 | 132 | 130 | 0 | 0.00% | 3 | 2.31% | 0 | 0.00% | 37 | 28.46% |

Statement of Votes Cast
Lenawee County, MI
2016 Presidential Primary
SOVC For Jurisdiction Wide, All Counters, All Races

Date:03/10/16

Time:13:51:49

Page:6 of 32

| | REP President | | | | | | | | | | |
|---------------------------------|---------------|---------------|-------------|----------------|-------|------------------|-------|----------------------|-------|----------------|--------|
| | Reg. Voters | Times Counted | Total Votes | Jeb Bush (REP) | | Ben Carson (REP) | | Chris Christie (REP) | | Ted Cruz (REP) | |
| Blissfield Township, Precinct 2 | | | | | | | | | | | |
| Polling | 2399 | 600 | 600 | 3 | 0.50% | 9 | 1.50% | 1 | 0.17% | 211 | 35.17% |
| AVCB (if used) | 2399 | 0 | 0 | 0 | - | 0 | - | 0 | - | 0 | - |
| Total | 2399 | 600 | 600 | 3 | 0.50% | 9 | 1.50% | 1 | 0.17% | 211 | 35.17% |
| Cambridge Township, Precinct 1 | | | | | | | | | | | |
| Polling | 1698 | 416 | 415 | 4 | 0.96% | 4 | 0.96% | 0 | 0.00% | 103 | 24.82% |
| AVCB (if used) | 1698 | 0 | 0 | 0 | - | 0 | - | 0 | - | 0 | - |
| Total | 1698 | 416 | 415 | 4 | 0.96% | 4 | 0.96% | 0 | 0.00% | 103 | 24.82% |
| Cambridge Township, Precinct 2 | | | | | | | | | | | |
| Polling | 1531 | 318 | 318 | 1 | 0.31% | 6 | 1.89% | 0 | 0.00% | 63 | 19.81% |
| AVCB (if used) | 1531 | 0 | 0 | 0 | - | 0 | - | 0 | - | 0 | - |
| Total | 1531 | 318 | 318 | 1 | 0.31% | 6 | 1.89% | 0 | 0.00% | 63 | 19.81% |
| Cambridge Township, Precinct 3 | | | | | | | | | | | |
| Polling | 1212 | 298 | 298 | 2 | 0.67% | 1 | 0.34% | 1 | 0.34% | 74 | 24.83% |
| AVCB (if used) | 1212 | 0 | 0 | 0 | - | 0 | - | 0 | - | 0 | - |
| Total | 1212 | 298 | 298 | 2 | 0.67% | 1 | 0.34% | 1 | 0.34% | 74 | 24.83% |
| Clinton Township, Precinct 1 | | | | | | | | | | | |
| Polling | 964 | 209 | 209 | 0 | 0.00% | 0 | 0.00% | 0 | 0.00% | 62 | 29.67% |
| AVCB (if used) | 964 | 28 | 27 | 0 | 0.00% | 0 | 0.00% | 0 | 0.00% | 4 | 14.81% |
| Total | 964 | 237 | 236 | 0 | 0.00% | 0 | 0.00% | 0 | 0.00% | 66 | 27.97% |
| Clinton Township, Precinct 2 | | | | | | | | | | | |
| Polling | 1791 | 340 | 340 | 3 | 0.88% | 4 | 1.18% | 1 | 0.29% | 84 | 24.71% |
| AVCB (if used) | 1791 | 30 | 30 | 0 | 0.00% | 0 | 0.00% | 0 | 0.00% | 3 | 16.67% |
| Total | 1791 | 370 | 370 | 3 | 0.81% | 4 | 1.08% | 1 | 0.27% | 89 | 24.05% |
| Deerfield Township, Precinct 1 | | | | | | | | | | | |
| Polling | 1082 | 233 | 233 | 0 | 0.00% | 1 | 0.43% | 0 | 0.00% | 60 | 25.75% |
| AVCB (if used) | 1082 | 0 | 0 | 0 | - | 0 | - | 0 | - | 0 | - |
| Total | 1082 | 233 | 233 | 0 | 0.00% | 1 | 0.43% | 0 | 0.00% | 60 | 25.75% |
| Dover Township, Precinct 1 | | | | | | | | | | | |
| Polling | 1202 | 251 | 251 | 2 | 0.80% | 1 | 0.40% | 1 | 0.40% | 89 | 35.46% |
| AVCB (if used) | 1202 | 0 | 0 | 0 | - | 0 | - | 0 | - | 0 | - |
| Total | 1202 | 251 | 251 | 2 | 0.80% | 1 | 0.40% | 1 | 0.40% | 89 | 35.46% |
| Fairfield Township, Precinct 1 | | | | | | | | | | | |
| Polling | 1272 | 273 | 273 | 1 | 0.37% | 4 | 1.47% | 2 | 0.73% | 99 | 36.26% |
| AVCB (if used) | 1272 | 0 | 0 | 0 | - | 0 | - | 0 | - | 0 | - |
| Total | 1272 | 273 | 273 | 1 | 0.37% | 4 | 1.47% | 2 | 0.73% | 99 | 36.26% |
| Franklin Township, Precinct 1 | | | | | | | | | | | |
| Polling | 2337 | 551 | 550 | 3 | 0.55% | 5 | 0.91% | 2 | 0.36% | 121 | 22.00% |
| AVCB (if used) | 2337 | 0 | 0 | 0 | - | 0 | - | 0 | - | 0 | - |
| Total | 2337 | 551 | 550 | 3 | 0.55% | 5 | 0.91% | 2 | 0.36% | 121 | 22.00% |
| Hudson Township, Precinct 1 | | | | | | | | | | | |
| Polling | 1224 | 247 | 247 | 1 | 0.40% | 2 | 0.81% | 1 | 0.40% | 56 | 22.67% |
| AVCB (if used) | 1224 | 0 | 0 | 0 | - | 0 | - | 0 | - | 0 | - |
| Total | 1224 | 247 | 247 | 1 | 0.40% | 2 | 0.81% | 1 | 0.40% | 56 | 22.67% |
| Macon Township, Precinct 1 | | | | | | | | | | | |
| Polling | 1051 | 356 | 356 | 2 | 0.56% | 2 | 0.56% | 0 | 0.00% | 85 | 23.88% |
| AVCB (if used) | 1051 | 0 | 0 | 0 | - | | | | | | |

Statement of Votes Cast
Lenawee County, MI
2016 Presidential Primary
SOVC For Jurisdiction Wide, All Counters, All Races

Date: 03/10/16

Time: 13:51:49

Page: 7 of 32

| | REP President | | | | | | |
|--|---------------|---------------|-------------|----------------|------------------|----------------------|----------------|
| | Reg. Voters | Times Counted | Total Votes | Jeb Bush (REP) | Ben Carson (REP) | Chris Christie (REP) | Ted Cruz (REP) |
| Polling | 859 | 152 | 152 | 0 0.00% | 2 1.32% | 0 0.00% | 45 29.61% |
| AVCB (if used) | 859 | 0 | 0 | 0 - | 0 - | 0 - | 0 - |
| Total | 859 | 152 | 152 | 0 0.00% | 2 1.32% | 0 0.00% | 45 29.61% |
| Ogden Township, Precinct 1 | | | | | | | |
| Polling | 744 | 206 | 206 | 2 0.97% | 4 1.94% | 0 0.00% | 81 39.32% |
| AVCB (if used) | 744 | 0 | 0 | 0 - | 0 - | 0 - | 0 - |
| Total | 744 | 206 | 206 | 2 0.97% | 4 1.94% | 0 0.00% | 81 39.32% |
| Palmyra Township, Precinct 1 | | | | | | | |
| Polling | 1609 | 398 | 398 | 1 0.25% | 7 1.76% | 0 0.00% | 122 30.65% |
| AVCB (if used) | 1609 | 0 | 0 | 0 - | 0 - | 0 - | 0 - |
| Total | 1609 | 398 | 398 | 1 0.25% | 7 1.76% | 0 0.00% | 122 30.65% |
| Charter Township of Raisin, Precinct 1 | | | | | | | |
| Polling | 3109 | 637 | 637 | 0 0.00% | 5 0.78% | 0 0.00% | 165 25.90% |
| AVCB (if used) | 3109 | 0 | 0 | 0 - | 0 - | 0 - | 0 - |
| Total | 3109 | 637 | 637 | 0 0.00% | 5 0.78% | 0 0.00% | 165 25.90% |
| Charter Township of Raisin, Precinct 2 | | | | | | | |
| Polling | 2592 | 569 | 569 | 1 0.18% | 7 1.23% | 0 0.00% | 148 26.01% |
| AVCB (if used) | 2592 | 0 | 0 | 0 - | 0 - | 0 - | 0 - |
| Total | 2592 | 569 | 569 | 1 0.18% | 7 1.23% | 0 0.00% | 148 26.01% |
| Ridgeway Township, Precinct 1 | | | | | | | |
| Polling | 1106 | 307 | 305 | 2 0.66% | 3 0.98% | 3 0.98% | 83 27.21% |
| AVCB (if used) | 1106 | 0 | 0 | 0 - | 0 - | 0 - | 0 - |
| Total | 1106 | 307 | 305 | 2 0.66% | 3 0.98% | 3 0.98% | 83 27.21% |
| Riga Township, Precinct 1 | | | | | | | |
| Polling | 1074 | 290 | 290 | 2 0.69% | 4 1.38% | 0 0.00% | 83 28.62% |
| AVCB (if used) | 1074 | 0 | 0 | 0 - | 0 - | 0 - | 0 - |
| Total | 1074 | 290 | 290 | 2 0.69% | 4 1.38% | 0 0.00% | 83 28.62% |
| Rollin Township, Precinct 1 | | | | | | | |
| Polling | 2413 | 562 | 562 | 4 0.71% | 3 0.53% | 1 0.18% | 145 25.80% |
| AVCB (if used) | 2413 | 0 | 0 | 0 - | 0 - | 0 - | 0 - |
| Total | 2413 | 562 | 562 | 4 0.71% | 3 0.53% | 1 0.18% | 145 25.80% |
| Rome Township, Precinct 1 | | | | | | | |
| Polling | 1350 | 274 | 274 | 0 0.00% | 3 1.09% | 0 0.00% | 85 31.02% |
| AVCB (if used) | 1350 | 0 | 0 | 0 - | 0 - | 0 - | 0 - |
| Total | 1350 | 274 | 274 | 0 0.00% | 3 1.09% | 0 0.00% | 85 31.02% |
| Seneca Township, Precinct 1 | | | | | | | |
| Polling | 851 | 160 | 160 | 0 0.00% | 2 1.25% | 0 0.00% | 43 26.88% |
| AVCB (if used) | 851 | 0 | 0 | 0 - | 0 - | 0 - | 0 - |
| Total | 851 | 160 | 160 | 0 0.00% | 2 1.25% | 0 0.00% | 43 26.88% |
| Tecumseh Township, Precinct 1 | | | | | | | |
| Polling | 1678 | 466 | 466 | 0 0.00% | 0 0.00% | 1 0.21% | 130 27.90% |
| AVCB (if used) | 1678 | 0 | 0 | 0 - | 0 - | 0 - | 0 - |
| Total | 1678 | 466 | 466 | 0 0.00% | 0 0.00% | 1 0.21% | 130 27.90% |
| Woodstock Township, Precinct 1 | | | | | | | |
| Polling | 1867 | 361 | 361 | 2 0.55% | 9 2.49% | 0 0.00% | 82 22.71% |
| AVCB (if used) | 1867 | 0 | 0 | 0 - | 0 - | 0 - | 0 - |
| Total | 1867 | 361 | 361 | 2 0.55% | 9 2.49% | 0 0.00% | 82 22.71% |
| Woodstock Township, Precinct 2 | | | | | | | |
| Polling | 998 | 152 | 152 | 0 0.00% | 1 0.66% | 0 0.00% | 49 32.24% |
| AVCB (if used) | 998 | 0 | 0 | 0 - | 0 - | 0 - | 0 - |
| Total | 998 | 152 | 152 | 0 0.00% | 1 0.66% | 0 0.00% | 49 32.24% |
| WASHTENAW Bridgewater Twp P1 | | | | | | | |
| Polling | - | - | - | - | - | - | - |
| AVCB (if used) | - | - | - | - | - | - | - |
| Total | - | - | - | - | - | - | - |
| WASHTENAW Manchester Twp P2 | | | | | | | |
| Polling | - | - | - | - | - | - | - |
| AVCB (if used) | - | - | - | - | - | - | - |
| Total | - | - | - | - | - | - | - |
| WASHTENAW Saline Twp P1 | | | | | | | |
| Polling | - | - | - | - | - | - | - |

Statement of Votes Cast
 Lenawee County, MI
 2016 Presidential Primary
 SOVC For Jurisdiction Wide, All Counters, All Races

Date: 03/10/16
 Time: 13:51:49
 Page: 8 of 32

| | REP President | | | | | | | | | | |
|------------------|---------------|---------------|-------------|----------------|-------|------------------|-------|----------------------|-------|----------------|--------|
| | Reg. Voters | Times Counted | Total Votes | Jeb Bush (REP) | | Ben Carson (REP) | | Chris Christie (REP) | | Ted Cruz (REP) | |
| AVCB (if used) | - | - | - | - | - | - | - | - | - | - | - |
| Total | - | - | - | - | - | - | - | - | - | - | - |
| Total | | | | | | | | | | | |
| Polling | 71568 | 14357 | 14344 | 92 | 0.64% | 214 | 1.49% | 22 | 0.15% | 3895 | 27.15% |
| - AVCB (if used) | 71568 | 58 | 57 | 0 | 0.00% | 0 | 0.00% | 0 | 0.00% | 9 | 15.79% |
| Total | 71568 | 14415 | 14401 | 92 | 0.64% | 214 | 1.49% | 22 | 0.15% | 3904 | 27.11% |

Statement of Votes Cast
Lenawee County, MI
2016 Presidential Primary
SOVC For Jurisdiction Wide, All Counters, All Races

Date: 03/10/16

Time: 13:51:49

Page: 9 of 32

| | REP President | | | | | | | | | | | |
|--|------------------------|-------|-------------------------|-------|------------------------|-------|-------------------------|--------|------------------------|-------|-----------------|-------|
| | Carly Fiorina (REP) | | Lindsey Graham (REP) | | Mike Huckabee (REP) | | John R. Kasich (REP) | | George Pataki (REP) | | Rand Paul (REP) | |
| Jurisdiction Wide | | | | | | | | | | | | |
| City of Adrian, Precinct 1 | | | | | | | | | | | | |
| Polling | 0 | 0.00% | 1 | 0.51% | 1 | 0.51% | 40 | 20.20% | 0 | 0.00% | 0 | 0.00% |
| AVCB (if used) | 0 | - | 0 | - | 0 | - | 0 | - | 0 | - | 0 | - |
| Total | 0 | 0.00% | 1 | 0.51% | 1 | 0.51% | 40 | 20.20% | 0 | 0.00% | 0 | 0.00% |
| City of Adrian, Precinct 2 | | | | | | | | | | | | |
| Polling | 0 | 0.00% | 0 | 0.00% | 0 | 0.00% | 36 | 25.53% | 0 | 0.00% | 3 | 2.13% |
| AVCB (if used) | 0 | - | 0 | - | 0 | - | 0 | - | 0 | - | 0 | - |
| Total | 0 | 0.00% | 0 | 0.00% | 0 | 0.00% | 36 | 25.53% | 0 | 0.00% | 3 | 2.13% |
| City of Adrian, Precinct 3 | | | | | | | | | | | | |
| Polling | 0 | 0.00% | 0 | 0.00% | 0 | 0.00% | 20 | 14.93% | 0 | 0.00% | 1 | 0.75% |
| AVCB (if used) | 0 | - | 0 | - | 0 | - | 0 | - | 0 | - | 0 | - |
| Total | 0 | 0.00% | 0 | 0.00% | 0 | 0.00% | 20 | 14.93% | 0 | 0.00% | 1 | 0.75% |
| City of Adrian, Precinct 4 | | | | | | | | | | | | |
| Polling | 1 | 0.22% | 0 | 0.00% | 1 | 0.22% | 150 | 33.11% | 0 | 0.00% | 2 | 0.44% |
| AVCB (if used) | 0 | - | 0 | - | 0 | - | 0 | - | 0 | - | 0 | - |
| Total | 1 | 0.22% | 0 | 0.00% | 1 | 0.22% | 150 | 33.11% | 0 | 0.00% | 2 | 0.44% |
| City of Adrian, Precinct 5 | | | | | | | | | | | | |
| Polling | 0 | 0.00% | 0 | 0.00% | 3 | 1.00% | 72 | 24.00% | 0 | 0.00% | 1 | 0.33% |
| AVCB (if used) | 0 | - | 0 | - | 0 | - | 0 | - | 0 | - | 0 | - |
| Total | 0 | 0.00% | 0 | 0.00% | 3 | 1.00% | 72 | 24.00% | 0 | 0.00% | 1 | 0.33% |
| City of Adrian, Precinct 6 | | | | | | | | | | | | |
| Polling | 0 | 0.00% | 1 | 0.30% | 0 | 0.00% | 88 | 26.11% | 0 | 0.00% | 2 | 0.59% |
| AVCB (if used) | 0 | - | 0 | - | 0 | - | 0 | - | 0 | - | 0 | - |
| Total | 0 | 0.00% | 1 | 0.30% | 0 | 0.00% | 88 | 26.11% | 0 | 0.00% | 2 | 0.59% |
| City of Hudson, Precinct 1 | | | | | | | | | | | | |
| Polling | 0 | 0.00% | 0 | 0.00% | 1 | 0.37% | 70 | 25.74% | 0 | 0.00% | 1 | 0.37% |
| AVCB (if used) | 0 | - | 0 | - | 0 | - | 0 | - | 0 | - | 0 | - |
| Total | 0 | 0.00% | 0 | 0.00% | 1 | 0.37% | 70 | 25.74% | 0 | 0.00% | 1 | 0.37% |
| City of Morenci, Precinct 1 | | | | | | | | | | | | |
| Polling | 0 | 0.00% | 0 | 0.00% | 1 | 0.41% | 67 | 27.69% | 0 | 0.00% | 1 | 0.41% |
| AVCB (if used) | 0 | - | 0 | - | 0 | - | 0 | - | 0 | - | 0 | - |
| Total | 0 | 0.00% | 0 | 0.00% | 1 | 0.41% | 67 | 27.69% | 0 | 0.00% | 1 | 0.41% |
| City of Tecumseh, Precinct 1 | | | | | | | | | | | | |
| Polling | 1 | 0.24% | 0 | 0.00% | 1 | 0.24% | 110 | 26.76% | 0 | 0.00% | 2 | 0.49% |
| AVCB (if used) | 0 | - | 0 | - | 0 | - | 0 | - | 0 | - | 0 | - |
| Total | 1 | 0.24% | 0 | 0.00% | 1 | 0.24% | 110 | 26.76% | 0 | 0.00% | 2 | 0.49% |
| City of Tecumseh, Precinct 2 | | | | | | | | | | | | |
| Polling | 0 | 0.00% | 0 | 0.00% | 4 | 1.02% | 101 | 25.70% | 2 | 0.51% | 0 | 0.00% |
| AVCB (if used) | 0 | - | 0 | - | 0 | - | 0 | - | 0 | - | 0 | - |
| Total | 0 | 0.00% | 0 | 0.00% | 4 | 1.02% | 101 | 25.70% | 2 | 0.51% | 0 | 0.00% |
| City of Tecumseh, Precinct 3 | | | | | | | | | | | | |
| Polling | 0 | 0.00% | 0 | 0.00% | 0 | 0.00% | 74 | 25.26% | 0 | 0.00% | 0 | 0.00% |
| AVCB (if used) | 0 | - | 0 | - | 0 | - | 0 | - | 0 | - | 0 | - |
| Total | 0 | 0.00% | 0 | 0.00% | 0 | 0.00% | 74 | 25.26% | 0 | 0.00% | 0 | 0.00% |
| City of Tecumseh, Precinct 4 | | | | | | | | | | | | |
| Polling | 1 | 0.28% | 0 | 0.00% | 0 | 0.00% | 92 | 26.14% | 0 | 0.00% | 0 | 0.00% |
| AVCB (if used) | 0 | - | 0 | - | 0 | - | 0 | - | 0 | - | 0 | - |
| Total | 1 | 0.28% | 0 | 0.00% | 0 | 0.00% | 92 | 26.14% | 0 | 0.00% | 0 | 0.00% |
| Charter Township of Adrian, Precinct 1 | | | | | | | | | | | | |
| Polling | 0 | 0.00% | 0 | 0.00% | 1 | 0.15% | 198 | 30.09% | 0 | 0.00% | 0 | 0.00% |
| AVCB (if used) | 0 | - | 0 | - | 0 | - | 0 | - | 0 | - | 0 | - |
| Total | 0 | 0.00% | 0 | 0.00% | 1 | 0.15% | 198 | 30.09% | 0 | 0.00% | 0 | 0.00% |
| Charter Township of Adrian, Precinct 2 | | | | | | | | | | | | |
| Polling | 0 | 0.00% | 0 | 0.00% | 0 | 0.00% | 112 | 22.90% | 0 | 0.00% | 2 | 0.41% |
| AVCB (if used) | 0 | - | 0 | - | 0 | - | 0 | - | 0 | - | 0 | - |
| Total | 0 | 0.00% | 0 | 0.00% | 0 | 0.00% | 112 | 22.90% | 0 | 0.00% | 2 | 0.41% |
| Blissfield Township, Precinct 1 | | | | | | | | | | | | |
| Polling | 0 | 0.00% | 0 | 0.00% | 0 | 0.00% | 32 | 24.62% | 0 | 0.00% | 0 | 0.00% |
| AVCB (if used) | 0 | - | 0 | - | 0 | - | 0 | - | 0 | - | 0 | - |
| Total | 0 | 0.00% | 0 | 0.00% | 0 | 0.00% | 32 | 24.62% | 0 | 0.00% | 0 | 0.00% |

Statement of Votes Cast
Lenawee County, MI
2016 Presidential Primary
SOVC For Jurisdiction Wide, All Counters, All Races

Date: 03/10/16
Time: 13:51:49
Page: 10 of 32

| | REP President | | | | | |
|---|------------------------|-------------------------|------------------------|-------------------------|------------------------|-----------------|
| | Carly Fiorina (REP) | Lindsey Graham (REP) | Mike Huckabee (REP) | John R. Kasich (REP) | George Palaki (REP) | Rand Paul (REP) |
| Blissfield Township, Precinct 2 | | | | | | |
| Polling | 0 0.00% | 0 0.00% | 2 0.33% | 164 27.33% | 0 0.00% | 1 0.17% |
| AVCB (if used) | 0 - | 0 - | 0 - | 0 - | 0 - | 0 - |
| Total | 0 0.00% | 0 0.00% | 2 0.33% | 164 27.33% | 0 0.00% | 1 0.17% |
| Cambridge Township, Precinct 1 | | | | | | |
| Polling | 0 0.00% | 1 0.24% | 0 0.00% | 93 22.41% | 0 0.00% | 2 0.48% |
| AVCB (if used) | 0 - | 0 - | 0 - | 0 - | 0 - | 0 - |
| Total | 0 0.00% | 1 0.24% | 0 0.00% | 93 22.41% | 0 0.00% | 2 0.48% |
| Cambridge Township, Precinct 2 | | | | | | |
| Polling | 1 0.31% | 0 0.00% | 0 0.00% | 68 21.38% | 0 0.00% | 0 0.00% |
| AVCB (if used) | 0 - | 0 - | 0 - | 0 - | 0 - | 0 - |
| Total | 1 0.31% | 0 0.00% | 0 0.00% | 68 21.38% | 0 0.00% | 0 0.00% |
| Cambridge Township, Precinct 3 | | | | | | |
| Polling | 0 0.00% | 0 0.00% | 0 0.00% | 75 25.17% | 0 0.00% | 1 0.34% |
| AVCB (if used) | 0 - | 0 - | 0 - | 0 - | 0 - | 0 - |
| Total | 0 0.00% | 0 0.00% | 0 0.00% | 75 25.17% | 0 0.00% | 1 0.34% |
| Clinton Township, Precinct 1 | | | | | | |
| Polling | 0 0.00% | 0 0.00% | 0 0.00% | 53 25.36% | 0 0.00% | 0 0.00% |
| AVCB (if used) | 0 0.00% | 0 0.00% | 0 0.00% | 8 29.63% | 0 0.00% | 0 0.00% |
| Total | 0 0.00% | 0 0.00% | 0 0.00% | 61 25.85% | 0 0.00% | 0 0.00% |
| Clinton Township, Precinct 2 | | | | | | |
| Polling | 0 0.00% | 0 0.00% | 0 0.00% | 86 25.29% | 0 0.00% | 0 0.00% |
| AVCB (if used) | 0 0.00% | 0 0.00% | 0 0.00% | 1 3.33% | 0 0.00% | 0 0.00% |
| Total | 0 0.00% | 0 0.00% | 0 0.00% | 87 23.51% | 0 0.00% | 0 0.00% |
| Deerfield Township, Precinct 1 | | | | | | |
| Polling | 1 0.43% | 0 0.00% | 1 0.43% | 76 32.62% | 0 0.00% | 1 0.43% |
| AVCB (if used) | 0 - | 0 - | 0 - | 0 - | 0 - | 0 - |
| Total | 1 0.43% | 0 0.00% | 1 0.43% | 76 32.62% | 0 0.00% | 1 0.43% |
| Dover Township, Precinct 1 | | | | | | |
| Polling | 0 0.00% | 0 0.00% | 0 0.00% | 58 23.11% | 0 0.00% | 0 0.00% |
| AVCB (if used) | 0 - | 0 - | 0 - | 0 - | 0 - | 0 - |
| Total | 0 0.00% | 0 0.00% | 0 0.00% | 58 23.11% | 0 0.00% | 0 0.00% |
| Fairfield Township, Precinct 1 | | | | | | |
| Polling | 0 0.00% | 0 0.00% | 0 0.00% | 68 24.91% | 0 0.00% | 0 0.00% |
| AVCB (if used) | 0 - | 0 - | 0 - | 0 - | 0 - | 0 - |
| Total | 0 0.00% | 0 0.00% | 0 0.00% | 68 24.91% | 0 0.00% | 0 0.00% |
| Franklin Township, Precinct 1 | | | | | | |
| Polling | 0 0.00% | 0 0.00% | 0 0.00% | 141 25.64% | 0 0.00% | 1 0.18% |
| AVCB (if used) | 0 - | 0 - | 0 - | 0 - | 0 - | 0 - |
| Total | 0 0.00% | 0 0.00% | 0 0.00% | 141 25.64% | 0 0.00% | 1 0.18% |
| Hudson Township, Precinct 1 | | | | | | |
| Polling | 0 0.00% | 0 0.00% | 0 0.00% | 68 27.53% | 0 0.00% | 0 0.00% |
| AVCB (if used) | 0 - | 0 - | 0 - | 0 - | 0 - | 0 - |
| Total | 0 0.00% | 0 0.00% | 0 0.00% | 68 27.53% | 0 0.00% | 0 0.00% |
| Macon Township, Precinct 1 | | | | | | |
| Polling | 0 0.00% | 0 0.00% | 0 0.00% | 77 21.63% | 0 0.00% | 0 0.00% |
| AVCB (if used) | 0 - | 0 - | 0 - | 0 - | 0 - | 0 - |
| Total | 0 0.00% | 0 0.00% | 0 0.00% | 77 21.63% | 0 0.00% | 0 0.00% |
| Charter Township of Madison, Precinct 1 | | | | | | |
| Polling | 0 0.00% | 0 0.00% | 1 0.43% | 63 26.81% | 0 0.00% | 0 0.00% |
| AVCB (if used) | 0 - | 0 - | 0 - | 0 - | 0 - | 0 - |
| Total | 0 0.00% | 0 0.00% | 1 0.43% | 63 26.81% | 0 0.00% | 0 0.00% |
| Charter Township of Madison, Precinct 2 | | | | | | |
| Polling | 0 0.00% | 0 0.00% | 0 0.00% | 96 25.20% | 0 0.00% | 0 0.00% |
| AVCB (if used) | 0 - | 0 - | 0 - | 0 - | 0 - | 0 - |
| Total | 0 0.00% | 0 0.00% | 0 0.00% | 96 25.20% | 0 0.00% | 0 0.00% |
| Charter Township of Madison, Precinct 3 | | | | | | |
| Polling | 0 0.00% | 0 0.00% | 0 0.00% | 89 29.37% | 0 0.00% | 1 0.33% |
| AVCB (if used) | 0 - | 0 - | 0 - | 0 - | 0 - | 0 - |
| Total | 0 0.00% | 0 0.00% | 0 0.00% | 89 29.37% | 0 0.00% | 1 0.33% |
| Medina Township, Precinct 1 | | | | | | |

Statement of Votes Cast
Lenawee County, MI
2016 Presidential Primary
SOVC For Jurisdiction Wide, All Counters, All Races

Date: 03/10/16

Time: 13:51:49

Page: 11 of 32

| | REP President | | | | | |
|--|------------------------|-------------------------|------------------------|-------------------------|------------------------|-----------------|
| | Carly Fiorina (REP) | Lindsey Graham (REP) | Mike Huckabee (REP) | John R. Kasich (REP) | George Pataki (REP) | Rand Paul (REP) |
| Polling | 0 0.00% | 0 0.00% | 1 0.66% | 43 28.29% | 0 0.00% | 0 0.00% |
| AVCB (if used) | 0 - | 0 - | 0 - | 0 - | 0 - | 0 - |
| Total | 0 0.00% | 0 0.00% | 1 0.66% | 43 28.29% | 0 0.00% | 0 0.00% |
| Ogden Township, Precinct 1 | | | | | | |
| Polling | 0 0.00% | 0 0.00% | 0 0.00% | 58 28.16% | 0 0.00% | 0 0.00% |
| AVCB (if used) | 0 - | 0 - | 0 - | 0 - | 0 - | 0 - |
| Total | 0 0.00% | 0 0.00% | 0 0.00% | 58 28.16% | 0 0.00% | 0 0.00% |
| Palmyra Township, Precinct 1 | | | | | | |
| Polling | 0 0.00% | 0 0.00% | 0 0.00% | 109 27.39% | 0 0.00% | 1 0.25% |
| AVCB (if used) | 0 - | 0 - | 0 - | 0 - | 0 - | 0 - |
| Total | 0 0.00% | 0 0.00% | 0 0.00% | 109 27.39% | 0 0.00% | 1 0.25% |
| Charter Township of Raisin, Precinct 1 | | | | | | |
| Polling | 0 0.00% | 0 0.00% | 1 0.16% | 171 26.84% | 0 0.00% | 2 0.31% |
| AVCB (if used) | 0 - | 0 - | 0 - | 0 - | 0 - | 0 - |
| Total | 0 0.00% | 0 0.00% | 1 0.16% | 171 26.84% | 0 0.00% | 2 0.31% |
| Charter Township of Raisin, Precinct 2 | | | | | | |
| Polling | 1 0.18% | 0 0.00% | 0 0.00% | 158 27.77% | 1 0.18% | 0 0.00% |
| AVCB (if used) | 0 - | 0 - | 0 - | 0 - | 0 - | 0 - |
| Total | 1 0.18% | 0 0.00% | 0 0.00% | 158 27.77% | 1 0.18% | 0 0.00% |
| Ridgeway Township, Precinct 1 | | | | | | |
| Polling | 0 0.00% | 0 0.00% | 0 0.00% | 58 19.02% | 0 0.00% | 0 0.00% |
| AVCB (if used) | 0 - | 0 - | 0 - | 0 - | 0 - | 0 - |
| Total | 0 0.00% | 0 0.00% | 0 0.00% | 58 19.02% | 0 0.00% | 0 0.00% |
| Riga Township, Precinct 1 | | | | | | |
| Polling | 0 0.00% | 0 0.00% | 1 0.34% | 89 30.69% | 0 0.00% | 0 0.00% |
| AVCB (if used) | 0 - | 0 - | 0 - | 0 - | 0 - | 0 - |
| Total | 0 0.00% | 0 0.00% | 1 0.34% | 89 30.69% | 0 0.00% | 0 0.00% |
| Rollin Township, Precinct 1 | | | | | | |
| Polling | 0 0.00% | 0 0.00% | 2 0.36% | 133 23.67% | 0 0.00% | 1 0.18% |
| AVCB (if used) | 0 - | 0 - | 0 - | 0 - | 0 - | 0 - |
| Total | 0 0.00% | 0 0.00% | 2 0.36% | 133 23.67% | 0 0.00% | 1 0.18% |
| Rome Township, Precinct 1 | | | | | | |
| Polling | 0 0.00% | 0 0.00% | 0 0.00% | 68 24.82% | 0 0.00% | 0 0.00% |
| AVCB (if used) | 0 - | 0 - | 0 - | 0 - | 0 - | 0 - |
| Total | 0 0.00% | 0 0.00% | 0 0.00% | 68 24.82% | 0 0.00% | 0 0.00% |
| Seneca Township, Precinct 1 | | | | | | |
| Polling | 0 0.00% | 0 0.00% | 1 0.63% | 43 26.88% | 0 0.00% | 1 0.63% |
| AVCB (if used) | 0 - | 0 - | 0 - | 0 - | 0 - | 0 - |
| Total | 0 0.00% | 0 0.00% | 1 0.63% | 43 26.88% | 0 0.00% | 1 0.63% |
| Tecumseh Township, Precinct 1 | | | | | | |
| Polling | 1 0.21% | 0 0.00% | 0 0.00% | 142 30.47% | 0 0.00% | 0 0.00% |
| AVCB (if used) | 0 - | 0 - | 0 - | 0 - | 0 - | 0 - |
| Total | 1 0.21% | 0 0.00% | 0 0.00% | 142 30.47% | 0 0.00% | 0 0.00% |
| Woodstock Township, Precinct 1 | | | | | | |
| Polling | 0 0.00% | 0 0.00% | 0 0.00% | 74 20.50% | 0 0.00% | 0 0.00% |
| AVCB (if used) | 0 - | 0 - | 0 - | 0 - | 0 - | 0 - |
| Total | 0 0.00% | 0 0.00% | 0 0.00% | 74 20.50% | 0 0.00% | 0 0.00% |
| Woodstock Township, Precinct 2 | | | | | | |
| Polling | 0 0.00% | 0 0.00% | 3 1.97% | 21 13.82% | 0 0.00% | 1 0.66% |
| AVCB (if used) | 0 - | 0 - | 0 - | 0 - | 0 - | 0 - |
| Total | 0 0.00% | 0 0.00% | 3 1.97% | 21 13.82% | 0 0.00% | 1 0.66% |
| WASHTENAW Bridgewater Twp P1 | | | | | | |
| Polling | - - | - - | - - | - - | - - | - - |
| AVCB (if used) | - - | - - | - - | - - | - - | - - |
| Total | - - | - - | - - | - - | - - | - - |
| WASHTENAW Manchester Twp P2 | | | | | | |
| Polling | - - | - - | - - | - - | - - | - - |
| AVCB (if used) | - - | - - | - - | - - | - - | - - |
| Total | - - | - - | - - | - - | - - | - - |
| WASHTENAW Saline Twp P1 | | | | | | |
| Polling | - - | - - | - - | - - | - - | - - |

Statement of Votes Cast
 Lenawee County, MI
 2016 Presidential Primary
 SOVC For Jurisdiction Wide, All Counters, All Races

Date:03/10/16
 Time:13:51:49
 Page:12 of 32

| | REP President | | | | | | | | | | | |
|----------------|------------------------|-------|-------------------------|-------|------------------------|-------|-------------------------|--------|------------------------|-------|-----------------|-------|
| | Carly Fiorina (REP) | | Lindsey Graham (REP) | | Mike Huckabee (REP) | | John R. Kasich (REP) | | George Pataki (REP) | | Rand Paul (REP) | |
| AVCB (if used) | - | - | - | - | - | - | - | - | - | - | - | - |
| Total | - | - | - | - | - | - | - | - | - | - | - | - |
| Polling | 7 | 0.05% | 3 | 0.02% | 26 | 0.18% | 3704 | 25.82% | 3 | 0.02% | 28 | 0.20% |
| AVCB (if used) | 0 | 0.00% | 0 | 0.00% | 0 | 0.00% | 9 | 15.79% | 0 | 0.00% | 0 | 0.00% |
| Total | 7 | 0.05% | 3 | 0.02% | 26 | 0.18% | 3713 | 25.78% | 3 | 0.02% | 28 | 0.19% |

Statement of Votes Cast
Lenawee County, MI
2016 Presidential Primary
SOVC For Jurisdiction Wide, All Counters, All Races

Date:03/10/16
Time:13:51:50
Page:13 of 32

| | REP President | | | | | | | |
|--|----------------------|--------|------------------------|-------|--------------------------|--------|-------------|----------------|
| | Marco Rubio (REP) | | Rick Santorum (REP) | | Donald J. Trump (REP) | | Uncommitted | Write-In Votes |
| Jurisdiction Wide | | | | | | | | |
| City of Adrian, Precinct 1 | | | | | | | | |
| Polling | 21 | 10.61% | 0 | 0.00% | 61 | 30.81% | 6 | 3.03% |
| AVCB (if used) | 0 | - | 0 | - | 0 | - | 0 | 0.51% |
| Total | 21 | 10.61% | 0 | 0.00% | 61 | 30.81% | 6 | 3.03% |
| City of Adrian, Precinct 2 | | | | | | | | |
| Polling | 8 | 5.67% | 0 | 0.00% | 56 | 39.72% | 1 | 0.71% |
| AVCB (if used) | 0 | - | 0 | - | 0 | - | 0 | 0.00% |
| Total | 8 | 5.67% | 0 | 0.00% | 56 | 39.72% | 1 | 0.71% |
| City of Adrian, Precinct 3 | | | | | | | | |
| Polling | 12 | 8.96% | 0 | 0.00% | 41 | 30.60% | 6 | 4.48% |
| AVCB (if used) | 0 | - | 0 | - | 0 | - | 0 | 0.00% |
| Total | 12 | 8.96% | 0 | 0.00% | 41 | 30.60% | 6 | 4.48% |
| City of Adrian, Precinct 4 | | | | | | | | |
| Polling | 38 | 8.39% | 0 | 0.00% | 126 | 27.81% | 6 | 1.32% |
| AVCB (if used) | 0 | - | 0 | - | 0 | - | 0 | 0.00% |
| Total | 38 | 8.39% | 0 | 0.00% | 126 | 27.81% | 6 | 1.32% |
| City of Adrian, Precinct 5 | | | | | | | | |
| Polling | 36 | 12.00% | 0 | 0.00% | 96 | 32.00% | 6 | 2.00% |
| AVCB (if used) | 0 | - | 0 | - | 0 | - | 0 | 0.00% |
| Total | 36 | 12.00% | 0 | 0.00% | 96 | 32.00% | 6 | 2.00% |
| City of Adrian, Precinct 6 | | | | | | | | |
| Polling | 32 | 9.50% | 0 | 0.00% | 95 | 28.19% | 13 | 3.86% |
| AVCB (if used) | 0 | - | 0 | - | 0 | - | 0 | 0.00% |
| Total | 32 | 9.50% | 0 | 0.00% | 95 | 28.19% | 13 | 3.86% |
| City of Hudson, Precinct 1 | | | | | | | | |
| Polling | 20 | 7.35% | 0 | 0.00% | 111 | 40.81% | 1 | 0.37% |
| AVCB (if used) | 0 | - | 0 | - | 0 | - | 0 | 0.00% |
| Total | 20 | 7.35% | 0 | 0.00% | 111 | 40.81% | 1 | 0.37% |
| City of Morenci, Precinct 1 | | | | | | | | |
| Polling | 14 | 5.79% | 0 | 0.00% | 78 | 32.23% | 2 | 0.83% |
| AVCB (if used) | 0 | - | 0 | - | 0 | - | 0 | 0.00% |
| Total | 14 | 5.79% | 0 | 0.00% | 78 | 32.23% | 2 | 0.83% |
| City of Tecumseh, Precinct 1 | | | | | | | | |
| Polling | 34 | 8.27% | 0 | 0.00% | 145 | 35.28% | 6 | 1.46% |
| AVCB (if used) | 0 | - | 0 | - | 0 | - | 0 | 0.00% |
| Total | 34 | 8.27% | 0 | 0.00% | 145 | 35.28% | 6 | 1.46% |
| City of Tecumseh, Precinct 2 | | | | | | | | |
| Polling | 40 | 10.18% | 0 | 0.00% | 129 | 32.82% | 8 | 2.04% |
| AVCB (if used) | 0 | - | 0 | - | 0 | - | 0 | 0.00% |
| Total | 40 | 10.18% | 0 | 0.00% | 129 | 32.82% | 8 | 2.04% |
| City of Tecumseh, Precinct 3 | | | | | | | | |
| Polling | 26 | 8.87% | 0 | 0.00% | 107 | 36.52% | 2 | 0.68% |
| AVCB (if used) | 0 | - | 0 | - | 0 | - | 0 | 0.00% |
| Total | 26 | 8.87% | 0 | 0.00% | 107 | 36.52% | 2 | 0.68% |
| City of Tecumseh, Precinct 4 | | | | | | | | |
| Polling | 36 | 10.23% | 2 | 0.57% | 119 | 33.81% | 2 | 0.57% |
| AVCB (if used) | 0 | - | 0 | - | 0 | - | 0 | 0.00% |
| Total | 36 | 10.23% | 2 | 0.57% | 119 | 33.81% | 2 | 0.57% |
| Charter Township of Adrian, Precinct 1 | | | | | | | | |
| Polling | 63 | 9.57% | 0 | 0.00% | 207 | 31.46% | 5 | 0.76% |
| AVCB (if used) | 0 | - | 0 | - | 0 | - | 0 | 0.15% |
| Total | 63 | 9.57% | 0 | 0.00% | 207 | 31.46% | 5 | 0.76% |
| Charter Township of Adrian, Precinct 2 | | | | | | | | |
| Polling | 46 | 9.41% | 0 | 0.00% | 181 | 37.01% | 9 | 1.84% |
| AVCB (if used) | 0 | - | 0 | - | 0 | - | 0 | 0.00% |
| Total | 46 | 9.41% | 0 | 0.00% | 181 | 37.01% | 9 | 1.84% |
| Blissfield Township, Precinct 1 | | | | | | | | |
| Polling | 10 | 7.69% | 0 | 0.00% | 46 | 35.38% | 2 | 1.54% |
| AVCB (if used) | 0 | - | 0 | - | 0 | - | 0 | 0.00% |
| Total | 10 | 7.69% | 0 | 0.00% | 46 | 35.38% | 2 | 1.54% |

Statement of Votes Cast
Lenawee County, MI
2016 Presidential Primary
SOVC For Jurisdiction Wide, All Counters, All Races

Date:03/10/16
Time:13:51:50
Page:14 of 32

| | REP President | | | | | | | |
|---|----------------------|--------|------------------------|-------|--------------------------|--------|-------------|----------------|
| | Marco Rubio (REP) | | Rick Santorum (REP) | | Donald J. Trump (REP) | | Uncommitted | Write-In Votes |
| Blissfield Township, Precinct 2 | | | | | | | | |
| Polling | 38 | 6.33% | 0 | 0.00% | 157 | 26.17% | 14 | 2.33% |
| AVCB (if used) | 0 | - | 0 | - | 0 | - | 0 | 0.00% |
| Total | 38 | 6.33% | 0 | 0.00% | 157 | 26.17% | 14 | 2.33% |
| Cambridge Township, Precinct 1 | | | | | | | | |
| Polling | 26 | 6.27% | 0 | 0.00% | 176 | 42.41% | 6 | 1.45% |
| AVCB (if used) | 0 | - | 0 | - | 0 | - | 0 | 0.00% |
| Total | 26 | 6.27% | 0 | 0.00% | 176 | 42.41% | 6 | 1.45% |
| Cambridge Township, Precinct 2 | | | | | | | | |
| Polling | 23 | 7.23% | 0 | 0.00% | 151 | 47.48% | 5 | 1.57% |
| AVCB (if used) | 0 | - | 0 | - | 0 | - | 0 | 0.00% |
| Total | 23 | 7.23% | 0 | 0.00% | 151 | 47.48% | 5 | 1.57% |
| Cambridge Township, Precinct 3 | | | | | | | | |
| Polling | 26 | 8.72% | 1 | 0.34% | 117 | 39.26% | 0 | 0.00% |
| AVCB (if used) | 0 | - | 0 | - | 0 | - | 0 | 0.00% |
| Total | 26 | 8.72% | 1 | 0.34% | 117 | 39.26% | 0 | 0.00% |
| Clinton Township, Precinct 1 | | | | | | | | |
| Polling | 12 | 5.74% | 0 | 0.00% | 81 | 38.76% | 1 | 0.48% |
| AVCB (if used) | 2 | 7.41% | 0 | 0.00% | 12 | 44.44% | 1 | 3.70% |
| Total | 14 | 5.93% | 0 | 0.00% | 93 | 39.41% | 2 | 0.85% |
| Clinton Township, Precinct 2 | | | | | | | | |
| Polling | 24 | 7.06% | 0 | 0.00% | 133 | 39.12% | 5 | 1.47% |
| AVCB (if used) | 4 | 13.33% | 1 | 3.33% | 17 | 56.67% | 1 | 3.33% |
| Total | 28 | 7.57% | 1 | 0.27% | 150 | 40.54% | 6 | 1.62% |
| Deerfield Township, Precinct 1 | | | | | | | | |
| Polling | 12 | 5.15% | 0 | 0.00% | 79 | 33.91% | 2 | 0.86% |
| AVCB (if used) | 0 | - | 0 | - | 0 | - | 0 | 0.00% |
| Total | 12 | 5.15% | 0 | 0.00% | 79 | 33.91% | 2 | 0.86% |
| Dover Township, Precinct 1 | | | | | | | | |
| Polling | 11 | 4.38% | 0 | 0.00% | 85 | 33.86% | 4 | 1.59% |
| AVCB (if used) | 0 | - | 0 | - | 0 | - | 0 | 0.00% |
| Total | 11 | 4.38% | 0 | 0.00% | 85 | 33.86% | 4 | 1.59% |
| Fairfield Township, Precinct 1 | | | | | | | | |
| Polling | 17 | 6.23% | 3 | 1.10% | 77 | 28.21% | 2 | 0.73% |
| AVCB (if used) | 0 | - | 0 | - | 0 | - | 0 | 0.00% |
| Total | 17 | 6.23% | 3 | 1.10% | 77 | 28.21% | 2 | 0.73% |
| Franklin Township, Precinct 1 | | | | | | | | |
| Polling | 39 | 7.09% | 1 | 0.18% | 227 | 41.27% | 9 | 1.64% |
| AVCB (if used) | 0 | - | 0 | - | 0 | - | 0 | 0.18% |
| Total | 39 | 7.09% | 1 | 0.18% | 227 | 41.27% | 9 | 1.64% |
| Hudson Township, Precinct 1 | | | | | | | | |
| Polling | 16 | 6.48% | 0 | 0.00% | 102 | 41.30% | 1 | 0.40% |
| AVCB (if used) | 0 | - | 0 | - | 0 | - | 0 | 0.00% |
| Total | 16 | 6.48% | 0 | 0.00% | 102 | 41.30% | 1 | 0.40% |
| Macon Township, Precinct 1 | | | | | | | | |
| Polling | 16 | 4.49% | 0 | 0.00% | 165 | 46.35% | 9 | 2.53% |
| AVCB (if used) | 0 | - | 0 | - | 0 | - | 0 | 0.00% |
| Total | 16 | 4.49% | 0 | 0.00% | 165 | 46.35% | 9 | 2.53% |
| Charter Township of Madison, Precinct 1 | | | | | | | | |
| Polling | 13 | 5.53% | 0 | 0.00% | 80 | 34.04% | 1 | 0.43% |
| AVCB (if used) | 0 | - | 0 | - | 0 | - | 0 | 0.00% |
| Total | 13 | 5.53% | 0 | 0.00% | 80 | 34.04% | 1 | 0.43% |
| Charter Township of Madison, Precinct 2 | | | | | | | | |
| Polling | 27 | 7.09% | 0 | 0.00% | 113 | 29.66% | 3 | 0.79% |
| AVCB (if used) | 0 | - | 0 | - | 0 | - | 0 | 0.00% |
| Total | 27 | 7.09% | 0 | 0.00% | 113 | 29.66% | 3 | 0.79% |
| Charter Township of Madison, Precinct 3 | | | | | | | | |
| Polling | 28 | 9.24% | 1 | 0.33% | 75 | 24.75% | 4 | 1.32% |
| AVCB (if used) | 0 | - | 0 | - | 0 | - | 0 | 0.33% |
| Total | 28 | 9.24% | 1 | 0.33% | 75 | 24.75% | 4 | 1.32% |
| Medina Township, Precinct 1 | | | | | | | | |

Statement of Votes Cast
Lenawee County, MI
2016 Presidential Primary
SOVC For Jurisdiction Wide, All Counters, All Races

Date: 03/10/16

Time: 13:51:50

Page: 15 of 32

| | REP President | | | | | |
|--|----------------------|------------------------|--------------------------|-------------|----------------|--|
| | Marco Rubio (REP) | Rick Santorum (REP) | Donald J. Trump (REP) | Uncommitted | Write-In Votes | |
| Polling | 4 2.63% | 0 0.00% | 56 36.84% | 1 0.66% | 0 0.00% | |
| AVCB (if used) | 0 - | 0 - | 0 - | 0 - | 0 - | |
| Total | 4 2.63% | 0 0.00% | 56 36.84% | 1 0.66% | 0 0.00% | |
| Ogden Township, Precinct 1 | | | | | | |
| Polling | 8 3.88% | 0 0.00% | 52 25.24% | 1 0.49% | 0 0.00% | |
| AVCB (if used) | 0 - | 0 - | 0 - | 0 - | 0 - | |
| Total | 8 3.88% | 0 0.00% | 52 25.24% | 1 0.49% | 0 0.00% | |
| Palmyra Township, Precinct 1 | | | | | | |
| Polling | 25 6.28% | 0 0.00% | 131 32.91% | 2 0.50% | 0 0.00% | |
| AVCB (if used) | 0 - | 0 - | 0 - | 0 - | 0 - | |
| Total | 25 6.28% | 0 0.00% | 131 32.91% | 2 0.50% | 0 0.00% | |
| Charter Township of Raisin, Precinct 1 | | | | | | |
| Polling | 36 5.65% | 0 0.00% | 253 39.72% | 3 0.47% | 1 0.16% | |
| AVCB (if used) | 0 - | 0 - | 0 - | 0 - | 0 - | |
| Total | 36 5.65% | 0 0.00% | 253 39.72% | 3 0.47% | 1 0.16% | |
| Charter Township of Raisin, Precinct 2 | | | | | | |
| Polling | 50 8.79% | 0 0.00% | 195 34.27% | 7 1.23% | 1 0.18% | |
| AVCB (if used) | 0 - | 0 - | 0 - | 0 - | 0 - | |
| Total | 50 8.79% | 0 0.00% | 195 34.27% | 7 1.23% | 1 0.18% | |
| Ridgeway Township, Precinct 1 | | | | | | |
| Polling | 22 7.21% | 0 0.00% | 133 43.61% | 1 0.33% | 0 0.00% | |
| AVCB (if used) | 0 - | 0 - | 0 - | 0 - | 0 - | |
| Total | 22 7.21% | 0 0.00% | 133 43.61% | 1 0.33% | 0 0.00% | |
| Riga Township, Precinct 1 | | | | | | |
| Polling | 16 5.52% | 0 0.00% | 93 32.07% | 2 0.69% | 0 0.00% | |
| AVCB (if used) | 0 - | 0 - | 0 - | 0 - | 0 - | |
| Total | 16 5.52% | 0 0.00% | 93 32.07% | 2 0.69% | 0 0.00% | |
| Rollin Township, Precinct 1 | | | | | | |
| Polling | 27 4.80% | 0 0.00% | 242 43.06% | 4 0.71% | 0 0.00% | |
| AVCB (if used) | 0 - | 0 - | 0 - | 0 - | 0 - | |
| Total | 27 4.80% | 0 0.00% | 242 43.06% | 4 0.71% | 0 0.00% | |
| Rome Township, Precinct 1 | | | | | | |
| Polling | 7 2.55% | 0 0.00% | 110 40.15% | 1 0.36% | 0 0.00% | |
| AVCB (if used) | 0 - | 0 - | 0 - | 0 - | 0 - | |
| Total | 7 2.55% | 0 0.00% | 110 40.15% | 1 0.36% | 0 0.00% | |
| Seneca Township, Precinct 1 | | | | | | |
| Polling | 9 5.63% | 2 1.25% | 59 36.88% | 0 0.00% | 0 0.00% | |
| AVCB (if used) | 0 - | 0 - | 0 - | 0 - | 0 - | |
| Total | 9 5.63% | 2 1.25% | 59 36.88% | 0 0.00% | 0 0.00% | |
| Tecumseh Township, Precinct 1 | | | | | | |
| Polling | 21 4.51% | 1 0.21% | 166 35.62% | 3 0.64% | 1 0.21% | |
| AVCB (if used) | 0 - | 0 - | 0 - | 0 - | 0 - | |
| Total | 21 4.51% | 1 0.21% | 166 35.62% | 3 0.64% | 1 0.21% | |
| Woodstock Township, Precinct 1 | | | | | | |
| Polling | 28 7.76% | 0 0.00% | 162 44.88% | 4 1.11% | 0 0.00% | |
| AVCB (if used) | 0 - | 0 - | 0 - | 0 - | 0 - | |
| Total | 28 7.76% | 0 0.00% | 162 44.88% | 4 1.11% | 0 0.00% | |
| Woodstock Township, Precinct 2 | | | | | | |
| Polling | 5 3.29% | 0 0.00% | 70 46.05% | 2 1.32% | 0 0.00% | |
| AVCB (if used) | 0 - | 0 - | 0 - | 0 - | 0 - | |
| Total | 5 3.29% | 0 0.00% | 70 46.05% | 2 1.32% | 0 0.00% | |
| WASHTENAW Bridgewater Twp P1 | | | | | | |
| Polling | - - | - - | - - | - - | - - | |
| AVCB (if used) | - - | - - | - - | - - | - - | |
| Total | - - | - - | - - | - - | - - | |
| WASHTENAW Manchester Twp P2 | | | | | | |
| Polling | - - | - - | - - | - - | - - | |
| AVCB (if used) | - - | - - | - - | - - | - - | |
| Total | - - | - - | - - | - - | - - | |
| WASHTENAW Saline Twp P1 | | | | | | |
| Polling | - - | - - | - - | - - | - - | |

Statement of Votes Cast
 Lenawee County, MI
 2016 Presidential Primary
 SOVC For Jurisdiction Wide, All Counters, All Races

Date: 03/10/16
 Time: 13:51:50
 Page: 16 of 32

| | REP President | | | | | | | | | |
|----------------|----------------------|--------|------------------------|-------|--------------------------|--------|-------------|-------|----------------|-------|
| | Marco Rubio (REP) | | Rick Santorum (REP) | | Donald J. Trump (REP) | | Uncommitted | | Write-In Votes | |
| AVCB (if used) | - | - | - | - | - | - | - | - | - | - |
| Total | - | - | - | - | - | - | - | - | - | - |
| Total | | | | | | | | | | |
| Polling | 1022 | 7.12% | 11 | 0.08% | 5138 | 35.82% | 172 | 1.20% | 7 | 0.05% |
| AVCB (if used) | 6 | 10.53% | 1 | 1.75% | 29 | 50.88% | 2 | 3.51% | 1 | 1.75% |
| Total | 1028 | 7.14% | 12 | 0.08% | 5167 | 35.88% | 174 | 1.21% | 8 | 0.06% |

Statement of Votes Cast
Lenawee County, MI
2016 Presidential Primary
SOVC For Jurisdiction Wide, All Counters, All Races

Date:03/10/16

Time:13:51:50

Page:17 of 32

| | DEM President | | | | | | | | | | |
|--|---------------|---------------|-------------|-----------------------|--------|--------------------------|-------|--------------------------|-------|----------------------|--------|
| | Reg. Voters | Times Counted | Total Votes | Hillary Clinton (DEM) | | Rocky De La Fuente (DEM) | | Martin J. O'Malley (DEM) | | Bernie Sanders (DEM) | |
| Jurisdiction Wide | | | | | | | | | | | |
| City of Adrian, Precinct 1 | | | | | | | | | | | |
| Polling | 2246 | 446 | 446 | 259 | 58.07% | 1 | 0.22% | 1 | 0.22% | 174 | 39.01% |
| AVCB (if used) | 2246 | 0 | 0 | 0 | - | 0 | - | 0 | - | 0 | - |
| Total | 2246 | 446 | 446 | 259 | 58.07% | 1 | 0.22% | 1 | 0.22% | 174 | 39.01% |
| City of Adrian, Precinct 2 | | | | | | | | | | | |
| Polling | 2215 | 209 | 209 | 79 | 37.80% | 0 | 0.00% | 1 | 0.48% | 123 | 58.85% |
| AVCB (if used) | 2215 | 0 | 0 | 0 | - | 0 | - | 0 | - | 0 | - |
| Total | 2215 | 209 | 209 | 79 | 37.80% | 0 | 0.00% | 1 | 0.48% | 123 | 58.85% |
| City of Adrian, Precinct 3 | | | | | | | | | | | |
| Polling | 2170 | 223 | 222 | 102 | 45.95% | 0 | 0.00% | 0 | 0.00% | 114 | 51.35% |
| AVCB (if used) | 2170 | 0 | 0 | 0 | - | 0 | - | 0 | - | 0 | - |
| Total | 2170 | 223 | 222 | 102 | 45.95% | 0 | 0.00% | 0 | 0.00% | 114 | 51.35% |
| City of Adrian, Precinct 4 | | | | | | | | | | | |
| Polling | 2342 | 367 | 365 | 185 | 50.68% | 0 | 0.00% | 2 | 0.55% | 173 | 47.40% |
| AVCB (if used) | 2342 | 0 | 0 | 0 | - | 0 | - | 0 | - | 0 | - |
| Total | 2342 | 367 | 365 | 185 | 50.68% | 0 | 0.00% | 2 | 0.55% | 173 | 47.40% |
| City of Adrian, Precinct 5 | | | | | | | | | | | |
| Polling | 2509 | 315 | 314 | 137 | 43.63% | 0 | 0.00% | 3 | 0.96% | 167 | 53.18% |
| AVCB (if used) | 2509 | 0 | 0 | 0 | - | 0 | - | 0 | - | 0 | - |
| Total | 2509 | 315 | 314 | 137 | 43.63% | 0 | 0.00% | 3 | 0.96% | 167 | 53.18% |
| City of Adrian, Precinct 6 | | | | | | | | | | | |
| Polling | 2490 | 265 | 265 | 126 | 47.55% | 0 | 0.00% | 0 | 0.00% | 131 | 49.43% |
| AVCB (if used) | 2490 | 0 | 0 | 0 | - | 0 | - | 0 | - | 0 | - |
| Total | 2490 | 265 | 265 | 126 | 47.55% | 0 | 0.00% | 0 | 0.00% | 131 | 49.43% |
| City of Hudson, Precinct 1 | | | | | | | | | | | |
| Polling | 1533 | 118 | 118 | 47 | 39.83% | 2 | 1.69% | 0 | 0.00% | 66 | 55.93% |
| AVCB (if used) | 1533 | 0 | 0 | 0 | - | 0 | - | 0 | - | 0 | - |
| Total | 1533 | 118 | 118 | 47 | 39.83% | 2 | 1.69% | 0 | 0.00% | 66 | 55.93% |
| City of Morenci, Precinct 1 | | | | | | | | | | | |
| Polling | 1655 | 119 | 119 | 52 | 43.70% | 0 | 0.00% | 0 | 0.00% | 64 | 53.78% |
| AVCB (if used) | 1655 | 0 | 0 | 0 | - | 0 | - | 0 | - | 0 | - |
| Total | 1655 | 119 | 119 | 52 | 43.70% | 0 | 0.00% | 0 | 0.00% | 64 | 53.78% |
| City of Tecumseh, Precinct 1 | | | | | | | | | | | |
| Polling | 1614 | 281 | 281 | 119 | 42.35% | 0 | 0.00% | 1 | 0.36% | 149 | 53.02% |
| AVCB (if used) | 1614 | 0 | 0 | 0 | - | 0 | - | 0 | - | 0 | - |
| Total | 1614 | 281 | 281 | 119 | 42.35% | 0 | 0.00% | 1 | 0.36% | 149 | 53.02% |
| City of Tecumseh, Precinct 2 | | | | | | | | | | | |
| Polling | 1509 | 226 | 226 | 97 | 42.92% | 0 | 0.00% | 0 | 0.00% | 126 | 55.75% |
| AVCB (if used) | 1509 | 0 | 0 | 0 | - | 0 | - | 0 | - | 0 | - |
| Total | 1509 | 226 | 226 | 97 | 42.92% | 0 | 0.00% | 0 | 0.00% | 126 | 55.75% |
| City of Tecumseh, Precinct 3 | | | | | | | | | | | |
| Polling | 1546 | 266 | 265 | 72 | 27.17% | 1 | 0.38% | 1 | 0.38% | 185 | 69.81% |
| AVCB (if used) | 1546 | 0 | 0 | 0 | - | 0 | - | 0 | - | 0 | - |
| Total | 1546 | 266 | 265 | 72 | 27.17% | 1 | 0.38% | 1 | 0.38% | 185 | 69.81% |
| City of Tecumseh, Precinct 4 | | | | | | | | | | | |
| Polling | 1707 | 267 | 267 | 108 | 40.45% | 0 | 0.00% | 1 | 0.37% | 152 | 56.93% |
| AVCB (if used) | 1707 | 0 | 0 | 0 | - | 0 | - | 0 | - | 0 | - |
| Total | 1707 | 267 | 267 | 108 | 40.45% | 0 | 0.00% | 1 | 0.37% | 152 | 56.93% |
| Charter Township of Adrian, Precinct 1 | | | | | | | | | | | |
| Polling | 2470 | 283 | 283 | 137 | 48.41% | 0 | 0.00% | 0 | 0.00% | 141 | 49.82% |
| AVCB (if used) | 2470 | 0 | 0 | 0 | - | 0 | - | 0 | - | 0 | - |
| Total | 2470 | 283 | 283 | 137 | 48.41% | 0 | 0.00% | 0 | 0.00% | 141 | 49.82% |
| Charter Township of Adrian, Precinct 2 | | | | | | | | | | | |
| Polling | 2407 | 284 | 284 | 124 | 43.66% | 0 | 0.00% | 2 | 0.70% | 155 | 54.58% |
| AVCB (if used) | 2407 | 0 | 0 | 0 | - | 0 | - | 0 | - | 0 | - |
| Total | 2407 | 284 | 284 | 124 | 43.66% | 0 | 0.00% | 2 | 0.70% | 155 | 54.58% |
| Blissfield Township, Precinct 1 | | | | | | | | | | | |
| Polling | 487 | 45 | 45 | 26 | 57.78% | 0 | 0.00% | 0 | 0.00% | 18 | 40.00% |
| AVCB (if used) | 487 | 0 | 0 | 0 | - | 0 | - | 0 | - | 0 | - |
| Total | 487 | 45 | 45 | 26 | 57.78% | 0 | 0.00% | 0 | 0.00% | 18 | 40.00% |

Statement of Votes Cast
Lenawee County, MI
2016 Presidential Primary
SOVC For Jurisdiction Wide, All Counters, All Races

Date:03/10/16

Time:13:51:50

Page:18 of 32

| | DEM President | | | | | | | | | | |
|--|---------------|---------------|-------------|-----------------------|--------|--------------------------|-------|--------------------------|-------|----------------------|--------|
| | Reg. Voters | Times Counted | Total Votes | Hillary Clinton (DEM) | | Rocky De La Fuente (DEM) | | Martin J. O'Malley (DEM) | | Bernie Sanders (DEM) | |
| Blissfield Township, Precinct 2 | | | | | | | | | | | |
| Polling | 2399 | 235 | 235 | 94 | 40.00% | 0 | 0.00% | 0 | 0.00% | 133 | 56.60% |
| AVCB (if used) | 2399 | 0 | 0 | 0 | - | 0 | - | 0 | - | 0 | - |
| Total | 2399 | 235 | 235 | 94 | 40.00% | 0 | 0.00% | 0 | 0.00% | 133 | 56.60% |
| Cambridge Township, Precinct 1 | | | | | | | | | | | |
| Polling | 1698 | 187 | 187 | 72 | 38.50% | 0 | 0.00% | 2 | 1.07% | 108 | 57.75% |
| AVCB (if used) | 1698 | 0 | 0 | 0 | - | 0 | - | 0 | - | 0 | - |
| Total | 1698 | 187 | 187 | 72 | 38.50% | 0 | 0.00% | 2 | 1.07% | 108 | 57.75% |
| Cambridge Township, Precinct 2 | | | | | | | | | | | |
| Polling | 1531 | 182 | 182 | 88 | 48.35% | 0 | 0.00% | 0 | 0.00% | 91 | 50.00% |
| AVCB (if used) | 1531 | 0 | 0 | 0 | - | 0 | - | 0 | - | 0 | - |
| Total | 1531 | 182 | 182 | 88 | 48.35% | 0 | 0.00% | 0 | 0.00% | 91 | 50.00% |
| Cambridge Township, Precinct 3 | | | | | | | | | | | |
| Polling | 1212 | 150 | 150 | 54 | 36.00% | 0 | 0.00% | 0 | 0.00% | 92 | 61.33% |
| AVCB (if used) | 1212 | 0 | 0 | 0 | - | 0 | - | 0 | - | 0 | - |
| Total | 1212 | 150 | 150 | 54 | 36.00% | 0 | 0.00% | 0 | 0.00% | 92 | 61.33% |
| Clinton Township, Precinct 1 | | | | | | | | | | | |
| Polling | 964 | 90 | 90 | 36 | 40.00% | 0 | 0.00% | 0 | 0.00% | 53 | 58.89% |
| AVCB (if used) | 964 | 12 | 12 | 4 | 33.33% | 0 | 0.00% | 0 | 0.00% | 7 | 58.33% |
| Total | 964 | 102 | 102 | 40 | 39.22% | 0 | 0.00% | 0 | 0.00% | 60 | 58.82% |
| Clinton Township, Precinct 2 | | | | | | | | | | | |
| Polling | 1791 | 231 | 230 | 76 | 33.04% | 0 | 0.00% | 0 | 0.00% | 150 | 65.22% |
| AVCB (if used) | 1791 | 21 | 21 | 14 | 66.67% | 0 | 0.00% | 0 | 0.00% | 5 | 23.81% |
| Total | 1791 | 252 | 251 | 90 | 35.86% | 0 | 0.00% | 0 | 0.00% | 155 | 61.75% |
| Deerfield Township, Precinct 1 | | | | | | | | | | | |
| Polling | 1082 | 77 | 77 | 30 | 38.96% | 1 | 1.30% | 1 | 1.30% | 44 | 57.14% |
| AVCB (if used) | 1082 | 0 | 0 | 0 | - | 0 | - | 0 | - | 0 | - |
| Total | 1082 | 77 | 77 | 30 | 38.96% | 1 | 1.30% | 1 | 1.30% | 44 | 57.14% |
| Dover Township, Precinct 1 | | | | | | | | | | | |
| Polling | 1202 | 95 | 95 | 47 | 49.47% | 0 | 0.00% | 1 | 1.05% | 46 | 48.42% |
| AVCB (if used) | 1202 | 0 | 0 | 0 | - | 0 | - | 0 | - | 0 | - |
| Total | 1202 | 95 | 95 | 47 | 49.47% | 0 | 0.00% | 1 | 1.05% | 46 | 48.42% |
| Fairfield Township, Precinct 1 | | | | | | | | | | | |
| Polling | 1272 | 94 | 94 | 41 | 43.62% | 0 | 0.00% | 1 | 1.06% | 51 | 54.26% |
| AVCB (if used) | 1272 | 0 | 0 | 0 | - | 0 | - | 0 | - | 0 | - |
| Total | 1272 | 94 | 94 | 41 | 43.62% | 0 | 0.00% | 1 | 1.06% | 51 | 54.26% |
| Franklin Township, Precinct 1 | | | | | | | | | | | |
| Polling | 2337 | 272 | 272 | 106 | 38.97% | 0 | 0.00% | 0 | 0.00% | 159 | 58.46% |
| AVCB (if used) | 2337 | 0 | 0 | 0 | - | 0 | - | 0 | - | 0 | - |
| Total | 2337 | 272 | 272 | 106 | 38.97% | 0 | 0.00% | 0 | 0.00% | 159 | 58.46% |
| Hudson Township, Precinct 1 | | | | | | | | | | | |
| Polling | 1224 | 94 | 94 | 57 | 60.64% | 0 | 0.00% | 0 | 0.00% | 34 | 36.17% |
| AVCB (if used) | 1224 | 0 | 0 | 0 | - | 0 | - | 0 | - | 0 | - |
| Total | 1224 | 94 | 94 | 57 | 60.64% | 0 | 0.00% | 0 | 0.00% | 34 | 36.17% |
| Macon Township, Precinct 1 | | | | | | | | | | | |
| Polling | 1051 | 106 | 106 | 39</ | | | | | | | |

Statement of Votes Cast
Lenawee County, MI
2016 Presidential Primary
SOVC For Jurisdiction Wide, All Counters, All Races

Date: 03/10/16

Time: 13:51:50

Page: 19 of 32

| | DEM President | | | | | | | |
|--|---------------|---------------|-------------|-----------------------|--------------------------|--------------------------|----------------------|--|
| | Reg. Voters | Times Counted | Total Votes | Hillary Clinton (DEM) | Rocky De La Fuente (DEM) | Martin J. O'Malley (DEM) | Bernie Sanders (DEM) | |
| Polling | 859 | 46 | 46 | 15 32.61% | 0 0.00% | 0 0.00% | 30 65.22% | |
| AVCB (if used) | 859 | 0 | 0 | 0 - | 0 - | 0 - | 0 - | |
| Total | 859 | 46 | 46 | 15 32.61% | 0 0.00% | 0 0.00% | 30 65.22% | |
| Ogden Township, Precinct 1 | | | | | | | | |
| Polling | 744 | 43 | 43 | 19 44.19% | 0 0.00% | 0 0.00% | 24 55.81% | |
| AVCB (if used) | 744 | 0 | 0 | 0 - | 0 - | 0 - | 0 - | |
| Total | 744 | 43 | 43 | 19 44.19% | 0 0.00% | 0 0.00% | 24 55.81% | |
| Palmyra Township, Precinct 1 | | | | | | | | |
| Polling | 1609 | 122 | 122 | 58 47.54% | 0 0.00% | 0 0.00% | 61 50.00% | |
| AVCB (if used) | 1609 | 0 | 0 | 0 - | 0 - | 0 - | 0 - | |
| Total | 1609 | 122 | 122 | 58 47.54% | 0 0.00% | 0 0.00% | 61 50.00% | |
| Charter Township of Raisin, Precinct 1 | | | | | | | | |
| Polling | 3109 | 344 | 344 | 141 40.99% | 0 0.00% | 1 0.29% | 195 56.69% | |
| AVCB (if used) | 3109 | 0 | 0 | 0 - | 0 - | 0 - | 0 - | |
| Total | 3109 | 344 | 344 | 141 40.99% | 0 0.00% | 1 0.29% | 195 56.69% | |
| Charter Township of Raisin, Precinct 2 | | | | | | | | |
| Polling | 2592 | 310 | 310 | 131 42.26% | 0 0.00% | 0 0.00% | 174 56.13% | |
| AVCB (if used) | 2592 | 0 | 0 | 0 - | 0 - | 0 - | 0 - | |
| Total | 2592 | 310 | 310 | 131 42.26% | 0 0.00% | 0 0.00% | 174 56.13% | |
| Ridgeway Township, Precinct 1 | | | | | | | | |
| Polling | 1106 | 124 | 122 | 47 38.52% | 0 0.00% | 0 0.00% | 74 60.66% | |
| AVCB (if used) | 1106 | 0 | 0 | 0 - | 0 - | 0 - | 0 - | |
| Total | 1106 | 124 | 122 | 47 38.52% | 0 0.00% | 0 0.00% | 74 60.66% | |
| Riga Township, Precinct 1 | | | | | | | | |
| Polling | 1074 | 89 | 89 | 27 30.34% | 0 0.00% | 0 0.00% | 58 65.17% | |
| AVCB (if used) | 1074 | 0 | 0 | 0 - | 0 - | 0 - | 0 - | |
| Total | 1074 | 89 | 89 | 27 30.34% | 0 0.00% | 0 0.00% | 58 65.17% | |
| Rollin Township, Precinct 1 | | | | | | | | |
| Polling | 2413 | 216 | 215 | 107 49.77% | 0 0.00% | 0 0.00% | 101 46.98% | |
| AVCB (if used) | 2413 | 0 | 0 | 0 - | 0 - | 0 - | 0 - | |
| Total | 2413 | 216 | 215 | 107 49.77% | 0 0.00% | 0 0.00% | 101 46.98% | |
| Rome Township, Precinct 1 | | | | | | | | |
| Polling | 1350 | 85 | 85 | 37 43.53% | 0 0.00% | 1 1.18% | 47 55.29% | |
| AVCB (if used) | 1350 | 0 | 0 | 0 - | 0 - | 0 - | 0 - | |
| Total | 1350 | 85 | 85 | 37 43.53% | 0 0.00% | 1 1.18% | 47 55.29% | |
| Seneca Township, Precinct 1 | | | | | | | | |
| Polling | 851 | 53 | 53 | 24 45.28% | 0 0.00% | 0 0.00% | 28 52.83% | |
| AVCB (if used) | 851 | 0 | 0 | 0 - | 0 - | 0 - | 0 - | |
| Total | 851 | 53 | 53 | 24 45.28% | 0 0.00% | 0 0.00% | 28 52.83% | |
| Tecumseh Township, Precinct 1 | | | | | | | | |
| Polling | 1678 | 184 | 184 | 77 41.85% | 0 0.00% | 0 0.00% | 107 58.15% | |
| AVCB (if used) | 1678 | 0 | 0 | 0 - | 0 - | 0 - | 0 - | |
| Total | 1678 | 184 | 184 | 77 41.85% | 0 0.00% | 0 0.00% | 107 58.15% | |
| Woodstock Township, Precinct 1 | | | | | | | | |
| Polling | 1867 | 170 | 170 | 73 42.94% | 0 0.00% | 0 0.00% | 94 55.29% | |
| AVCB (if used) | 1867 | 0 | 0 | 0 - | 0 - | 0 - | 0 - | |
| Total | 1867 | 170 | 170 | 73 42.94% | 0 0.00% | 0 0.00% | 94 55.29% | |
| Woodstock Township, Precinct 2 | | | | | | | | |
| Polling | 998 | 73 | 73 | 31 42.47% | 0 0.00% | 1 1.37% | 39 53.42% | |
| AVCB (if used) | 998 | 0 | 0 | 0 - | 0 - | 0 - | 0 - | |
| Total | 998 | 73 | 73 | 31 42.47% | 0 0.00% | 1 1.37% | 39 53.42% | |
| WASHTENAW Bridgewater Twp P1 | | | | | | | | |
| Polling | - | - | - | - - | - - | - - | - - | |
| AVCB (if used) | - | - | - | - - | - - | - - | - - | |
| Total | - | - | - | - - | - - | - - | - - | |
| WASHTENAW Manchester Twp P2 | | | | | | | | |
| Polling | - | - | - | - - | - - | - - | - - | |
| AVCB (if used) | - | - | - | - - | - - | - - | - - | |
| Total | - | - | - | - - | - - | - - | - - | |
| WASHTENAW Satine Twp P1 | | | | | | | | |
| Polling | - | - | - | - - | - - | - - | - - | |

Statement of Votes Cast
 Lenawee County, MI
 2016 Presidential Primary
 SOVC For Jurisdiction Wide, All Counters, All Races

Date:03/10/16
 Time:13:51:50
 Page:20 of 32

| | DEM President | | | | | | | | | | |
|----------------|---------------|---------------|-------------|-----------------------|--------|--------------------------|-------|--------------------------|-------|----------------------|--------|
| | Reg. Voters | Times Counted | Total Votes | Hillary Clinton (DEM) | | Rocky De La Fuente (DEM) | | Martin J. O'Malley (DEM) | | Bernie Sanders (DEM) | |
| AVCB (if used) | - | - | - | - | - | - | - | - | - | - | - |
| Total | - | - | - | - | - | - | - | - | - | - | - |
| Total | | | | | | | | | | | |
| Polling | 71568 | 7880 | 7870 | 3437 | 43.67% | 5 | 0.06% | 21 | 0.27% | 4244 | 53.93% |
| AVCB (if used) | 71568 | 33 | 33 | 18 | 54.55% | 0 | 0.00% | 0 | 0.00% | 12 | 36.36% |
| Total | 71568 | 7913 | 7903 | 3455 | 43.72% | 5 | 0.06% | 21 | 0.27% | 4256 | 53.85% |

Statement of Votes Cast
Lenawee County, MI
2016 Presidential Primary
SOVC For Jurisdiction Wide, All Counters, All Races

Date:03/10/16
Time:13:51:50
Page:21 of 32

| | DEM President | | | | Ridgeway Twp Prop | | | | |
|--|---------------|-------|----------------|-------|-------------------|---------------|-------------|-----|----|
| | Uncommitted | | Write-In Votes | | Reg. Voters | Times Counted | Total Votes | YES | NO |
| Jurisdiction Wide | | | | | | | | | |
| City of Adrian, Precinct 1 | | | | | | | | | |
| Polling | 11 | 2.47% | 0 | 0.00% | - | - | - | - | - |
| AVCB (if used) | 0 | - | 0 | - | - | - | - | - | - |
| Total | 11 | 2.47% | 0 | 0.00% | - | - | - | - | - |
| City of Adrian, Precinct 2 | | | | | | | | | |
| Polling | 6 | 2.87% | 0 | 0.00% | - | - | - | - | - |
| AVCB (if used) | 0 | - | 0 | - | - | - | - | - | - |
| Total | 6 | 2.87% | 0 | 0.00% | - | - | - | - | - |
| City of Adrian, Precinct 3 | | | | | | | | | |
| Polling | 6 | 2.70% | 0 | 0.00% | - | - | - | - | - |
| AVCB (if used) | 0 | - | 0 | - | - | - | - | - | - |
| Total | 6 | 2.70% | 0 | 0.00% | - | - | - | - | - |
| City of Adrian, Precinct 4 | | | | | | | | | |
| Polling | 5 | 1.37% | 0 | 0.00% | - | - | - | - | - |
| AVCB (if used) | 0 | - | 0 | - | - | - | - | - | - |
| Total | 5 | 1.37% | 0 | 0.00% | - | - | - | - | - |
| City of Adrian, Precinct 5 | | | | | | | | | |
| Polling | 7 | 2.23% | 0 | 0.00% | - | - | - | - | - |
| AVCB (if used) | 0 | - | 0 | - | - | - | - | - | - |
| Total | 7 | 2.23% | 0 | 0.00% | - | - | - | - | - |
| City of Adrian, Precinct 6 | | | | | | | | | |
| Polling | 7 | 2.64% | 1 | 0.38% | - | - | - | - | - |
| AVCB (if used) | 0 | - | 0 | - | - | - | - | - | - |
| Total | 7 | 2.64% | 1 | 0.38% | - | - | - | - | - |
| City of Hudson, Precinct 1 | | | | | | | | | |
| Polling | 3 | 2.54% | 0 | 0.00% | - | - | - | - | - |
| AVCB (if used) | 0 | - | 0 | - | - | - | - | - | - |
| Total | 3 | 2.54% | 0 | 0.00% | - | - | - | - | - |
| City of Morenci, Precinct 1 | | | | | | | | | |
| Polling | 2 | 1.68% | 1 | 0.84% | - | - | - | - | - |
| AVCB (if used) | 0 | - | 0 | - | - | - | - | - | - |
| Total | 2 | 1.68% | 1 | 0.84% | - | - | - | - | - |
| City of Tecumseh, Precinct 1 | | | | | | | | | |
| Polling | 12 | 4.27% | 0 | 0.00% | - | - | - | - | - |
| AVCB (if used) | 0 | - | 0 | - | - | - | - | - | - |
| Total | 12 | 4.27% | 0 | 0.00% | - | - | - | - | - |
| City of Tecumseh, Precinct 2 | | | | | | | | | |
| Polling | 3 | 1.33% | 0 | 0.00% | - | - | - | - | - |
| AVCB (if used) | 0 | - | 0 | - | - | - | - | - | - |
| Total | 3 | 1.33% | 0 | 0.00% | - | - | - | - | - |
| City of Tecumseh, Precinct 3 | | | | | | | | | |
| Polling | 6 | 2.26% | 0 | 0.00% | - | - | - | - | - |
| AVCB (if used) | 0 | - | 0 | - | - | - | - | - | - |
| Total | 6 | 2.26% | 0 | 0.00% | - | - | - | - | - |
| City of Tecumseh, Precinct 4 | | | | | | | | | |
| Polling | 6 | 2.25% | 0 | 0.00% | - | - | - | - | - |
| AVCB (if used) | 0 | - | 0 | - | - | - | - | - | - |
| Total | 6 | 2.25% | 0 | 0.00% | - | - | - | - | - |
| Charter Township of Adrian, Precinct 1 | | | | | | | | | |
| Polling | 5 | 1.77% | 0 | 0.00% | - | - | - | - | - |
| AVCB (if used) | 0 | - | 0 | - | - | - | - | - | - |
| Total | 5 | 1.77% | 0 | 0.00% | - | - | - | - | - |
| Charter Township of Adrian, Precinct 2 | | | | | | | | | |
| Polling | 3 | 1.06% | 0 | 0.00% | - | - | - | - | - |
| AVCB (if used) | 0 | - | 0 | - | - | - | - | - | - |
| Total | 3 | 1.06% | 0 | 0.00% | - | - | - | - | - |
| Blissfield Township, Precinct 1 | | | | | | | | | |
| Polling | 1 | 2.22% | 0 | 0.00% | - | - | - | - | - |
| AVCB (if used) | 0 | - | 0 | - | - | - | - | - | - |
| Total | 1 | 2.22% | 0 | 0.00% | - | - | - | - | - |

Date:03/10/16
Time:13:51:50
Page:22 of 32

| | DEM President | | | | Ridgeway Twp Prop | | | | | |
|---|---------------|-------|----------------|-------|-------------------|---------------|-------------|-----|----|---|
| | Uncommitted | | Write-In Votes | | Reg. Voters | Times Counted | Total Votes | YES | NO | |
| Blissfield Township, Precinct 2 | | | | | | | | | | |
| Polling | 8 | 3.40% | 0 | 0.00% | - | - | - | - | - | - |
| AVCB (if used) | 0 | - | 0 | - | - | - | - | - | - | - |
| Total | 8 | 3.40% | 0 | 0.00% | - | - | - | - | - | - |
| Cambridge Township, Precinct 1 | | | | | | | | | | |
| Polling | 5 | 2.67% | 0 | 0.00% | - | - | - | - | - | - |
| AVCB (if used) | 0 | - | 0 | - | - | - | - | - | - | - |
| Total | 5 | 2.67% | 0 | 0.00% | - | - | - | - | - | - |
| Cambridge Township, Precinct 2 | | | | | | | | | | |
| Polling | 3 | 1.65% | 0 | 0.00% | - | - | - | - | - | - |
| AVCB (if used) | 0 | - | 0 | - | - | - | - | - | - | - |
| Total | 3 | 1.65% | 0 | 0.00% | - | - | - | - | - | - |
| Cambridge Township, Precinct 3 | | | | | | | | | | |
| Polling | 4 | 2.67% | 0 | 0.00% | - | - | - | - | - | - |
| AVCB (if used) | 0 | - | 0 | - | - | - | - | - | - | - |
| Total | 4 | 2.67% | 0 | 0.00% | - | - | - | - | - | - |
| Clinton Township, Precinct 1 | | | | | | | | | | |
| Polling | 1 | 1.11% | 0 | 0.00% | - | - | - | - | - | - |
| AVCB (if used) | 1 | 8.33% | 0 | 0.00% | - | - | - | - | - | - |
| Total | 2 | 1.96% | 0 | 0.00% | - | - | - | - | - | - |
| Clinton Township, Precinct 2 | | | | | | | | | | |
| Polling | 4 | 1.74% | 0 | 0.00% | - | - | - | - | - | - |
| AVCB (if used) | 2 | 9.52% | 0 | 0.00% | - | - | - | - | - | - |
| Total | 6 | 2.39% | 0 | 0.00% | - | - | - | - | - | - |
| Deerfield Township, Precinct 1 | | | | | | | | | | |
| Polling | 1 | 1.30% | 0 | 0.00% | - | - | - | - | - | - |
| AVCB (if used) | 0 | - | 0 | - | - | - | - | - | - | - |
| Total | 1 | 1.30% | 0 | 0.00% | - | - | - | - | - | - |
| Dover Township, Precinct 1 | | | | | | | | | | |
| Polling | 1 | 1.05% | 0 | 0.00% | - | - | - | - | - | - |
| AVCB (if used) | 0 | - | 0 | - | - | - | - | - | - | - |
| Total | 1 | 1.05% | 0 | 0.00% | - | - | - | - | - | - |
| Fairfield Township, Precinct 1 | | | | | | | | | | |
| Polling | 1 | 1.06% | 0 | 0.00% | - | - | - | - | - | - |
| AVCB (if used) | 0 | - | 0 | - | - | - | - | - | - | - |
| Total | 1 | 1.06% | 0 | 0.00% | - | - | - | - | - | - |
| Franklin Township, Precinct 1 | | | | | | | | | | |
| Polling | 7 | 2.57% | 0 | 0.00% | - | - | - | - | - | - |
| AVCB (if used) | 0 | - | 0 | - | - | - | - | - | - | - |
| Total | 7 | 2.57% | 0 | 0.00% | - | - | - | - | - | - |
| Hudson Township, Precinct 1 | | | | | | | | | | |
| Polling | 3 | 3.19% | 0 | 0.00% | - | - | - | - | - | - |
| AVCB (if used) | 0 | - | 0 | - | - | - | - | - | - | - |
| Total | 3 | 3.19% | 0 | 0.00% | - | - | - | - | - | - |
| Macon Township, Precinct 1 | | | | | | | | | | |
| Polling | 1 | 0.94% | 0 | 0.00% | - | - | - | - | - | - |
| AVCB (if used) | 0 | - | 0 | - | - | - | - | - | - | - |
| Total | 1 | 0.94% | 0 | 0.00% | - | - | - | - | - | - |
| Charter Township of Madison, Precinct 1 | | | | | | | | | | |
| Polling | 1 | 0.52% | 0 | 0.00% | - | - | - | - | - | - |
| AVCB (if used) | 0 | - | 0 | - | - | - | - | - | - | - |
| Total | 1 | 0.52% | 0 | 0.00% | - | - | - | - | - | - |
| Charter Township of Madison, Precinct 2 | | | | | | | | | | |
| Polling | 1 | 0.74% | 0 | 0.00% | - | - | - | - | - | - |
| AVCB (if used) | 0 | - | 0 | - | - | - | - | - | - | - |
| Total | 1 | 0.74% | 0 | 0.00% | - | - | - | - | - | - |
| Charter Township of Madison, Precinct 3 | | | | | | | | | | |
| Polling | 3 | 1.83% | 0 | 0.00% | - | - | - | - | - | - |
| AVCB (if used) | 0 | - | 0 | - | - | - | - | - | - | - |
| Total | 3 | 1.83% | 0 | 0.00% | - | - | - | - | - | - |
| Medina Township, Precinct 1 | | | | | | | | | | |

Date:03/10/16
Time:13:51:50
Page:23 of 32

[illegible]

Statement of Votes Cast
 Lenawee County, MI
 2016 Presidential Primary
 SOVC For Jurisdiction Wide, All Counters, All Races

Date:03/10/16
 Time:13:51:50
 Page:24 of 32

| | DEM President | | | | Ridgeway Twp Prop | | | | | |
|----------------|---------------|-------|----------------|-------|-------------------|---------------|-------------|-----|--------|------------|
| | Uncommitted | | Write-In Votes | | Reg. Voters | Times Counted | Total Votes | YES | | NO |
| AVCB (if used) | - | - | - | - | - | - | - | - | - | - |
| Total | - | - | - | - | - | - | - | - | - | - |
| Total | | | | | | | | | | |
| Polling | 160 | 2.03% | 3 | 0.04% | 1106 | 449 | 439 | 322 | 73.35% | 117 26.65% |
| AVCB (if used) | 3 | 9.09% | 0 | 0.00% | 1106 | 0 | 0 | 0 | - | 0 |
| Total | 163 | 2.06% | 3 | 0.04% | 1106 | 449 | 439 | 322 | 73.35% | 117 26.65% |

LIVINGSTON COUNTY BOARD OF CANVASSERS
STATEMENT OF VOTES CAST REPORT
MARCH 8, 2016
PRESIDENTIAL PRIMARY ELECTION
OFFICIAL RESULTS

Date:03/15/16
Time:11:43:36
Page:1 of 28

| | TURN OUT | | |
|---------------------------------------|-------------|------------|-----------|
| | Reg. Voters | Cards Cast | % Turnout |
| Jurisdiction Wide | | | |
| Brighton City, Precinct 1 | | | |
| Polling | 1753 | 644 | 36.74% |
| Absentee | 1753 | 0 | 0.00% |
| Total | 1753 | 644 | 36.74% |
| Brighton City, Precinct 2 | | | |
| Polling | 1392 | 516 | 37.07% |
| Absentee | 1392 | 0 | 0.00% |
| Total | 1392 | 516 | 37.07% |
| Brighton City, Precinct 3 | | | |
| Polling | 1577 | 721 | 45.72% |
| Absentee | 1577 | 0 | 0.00% |
| Total | 1577 | 721 | 45.72% |
| Brighton City, Precinct 4 | | | |
| Polling | 1082 | 528 | 48.80% |
| Absentee | 1082 | 0 | 0.00% |
| Total | 1082 | 528 | 48.80% |
| Howell City, Precinct 1 | | | |
| Polling | 2302 | 768 | 33.36% |
| Absentee | 2302 | 0 | 0.00% |
| Total | 2302 | 768 | 33.36% |
| Howell City, Precinct 2 | | | |
| Polling | 2082 | 627 | 30.12% |
| Absentee | 2082 | 0 | 0.00% |
| Total | 2082 | 627 | 30.12% |
| Howell City, Precinct 3 | | | |
| Polling | 2451 | 923 | 37.66% |
| Absentee | 2451 | 0 | 0.00% |
| Total | 2451 | 923 | 37.66% |
| Brighton Charter Township, Precinct 1 | | | |
| Polling | 1720 | 556 | 32.33% |
| Absentee | 1720 | 258 | 15.00% |
| Total | 1720 | 814 | 47.33% |
| Brighton Charter Township, Precinct 2 | | | |
| Polling | 1476 | 426 | 28.86% |
| Absentee | 1476 | 135 | 9.15% |
| Total | 1476 | 561 | 38.01% |
| Brighton Charter Township, Precinct 3 | | | |
| Polling | 1624 | 510 | 31.40% |
| Absentee | 1624 | 277 | 17.06% |
| Total | 1624 | 787 | 48.46% |
| Brighton Charter Township, Precinct 4 | | | |
| Polling | 1401 | 460 | 32.83% |
| Absentee | 1401 | 138 | 9.85% |
| Total | 1401 | 598 | 42.68% |
| Brighton Charter Township, Precinct 5 | | | |
| Polling | 998 | 305 | 30.56% |
| Absentee | 998 | 70 | 7.01% |

LIVINGSTON COUNTY BOARD OF CANVASSERS
STATEMENT OF VOTES CAST REPORT
MARCH 8, 2016
PRESIDENTIAL PRIMARY ELECTION
OFFICIAL RESULTS

Date:03/15/16
Time:11:43:36
Page:2 of 28

| | TURN OUT | | |
|---------------------------------------|-------------|------------|-----------|
| | Reg. Voters | Cards Cast | % Turnout |
| Total | 998 | 375 | 37.58% |
| Brighton Charter Township, Precinct 6 | | | |
| Polling | 2042 | 633 | 31.00% |
| Absentee | 2042 | 245 | 12.00% |
| Total | 2042 | 878 | 43.00% |
| Brighton Charter Township, Precinct 7 | | | |
| Polling | 1746 | 550 | 31.50% |
| Absentee | 1746 | 212 | 12.14% |
| Total | 1746 | 762 | 43.64% |
| Brighton Charter Township, Precinct 8 | | | |
| Polling | 1200 | 396 | 33.00% |
| Absentee | 1200 | 166 | 13.83% |
| Total | 1200 | 562 | 46.83% |
| Brighton Charter Township, Precinct 9 | | | |
| Polling | 2417 | 751 | 31.07% |
| Absentee | 2417 | 311 | 12.87% |
| Total | 2417 | 1062 | 43.94% |
| Cohoctah Township, Precinct 1 | | | |
| Polling | 2516 | 972 | 38.63% |
| Absentee | 2516 | 0 | 0.00% |
| Total | 2516 | 972 | 38.63% |
| Conway Township, Precinct 1 | | | |
| Polling | 2512 | 832 | 33.12% |
| Absentee | 2512 | 118 | 4.70% |
| Total | 2512 | 950 | 37.82% |
| Deerfield Township, Precinct 1 | | | |
| Polling | 1554 | 410 | 26.38% |
| Absentee | 1554 | 166 | 10.68% |
| Total | 1554 | 576 | 37.07% |
| Deerfield Township, Precinct 2 | | | |
| Polling | 1712 | 500 | 29.21% |
| Absentee | 1712 | 167 | 9.75% |
| Total | 1712 | 667 | 38.96% |
| Genoa Charter Township, Precinct 1 | | | |
| Polling | 1801 | 645 | 35.81% |
| Absentee | 1801 | 0 | 0.00% |
| Total | 1801 | 645 | 35.81% |
| Genoa Charter Township, Precinct 2 | | | |
| Polling | 915 | 299 | 32.68% |
| Absentee | 915 | 0 | 0.00% |
| Total | 915 | 299 | 32.68% |
| Genoa Charter Township, Precinct 3 | | | |
| Polling | 1780 | 704 | 39.55% |
| Absentee | 1780 | 0 | 0.00% |
| Total | 1780 | 704 | 39.55% |
| Genoa Charter Township, Precinct 4 | | | |
| Polling | 1363 | 625 | 45.85% |
| Absentee | 1363 | 0 | 0.00% |

LIVINGSTON COUNTY BOARD OF CANVASSERS
STATEMENT OF VOTES CAST REPORT
MARCH 8, 2016
PRESIDENTIAL PRIMARY ELECTION
OFFICIAL RESULTS

Date: 03/15/16
Time: 11:43:36
Page: 3 of 28

| | TURN OUT | | |
|--|-------------|------------|-----------|
| | Reg. Voters | Cards Cast | % Turnout |
| Total | 1363 | 625 | 45.85% |
| Genoa Charter Township, Precinct 5 | | | |
| Polling | 965 | 445 | 46.11% |
| Absentee | 965 | 0 | 0.00% |
| Total | 965 | 445 | 46.11% |
| Genoa Charter Township, Precinct 6 | | | |
| Polling | 2182 | 1054 | 48.30% |
| Absentee | 2182 | 0 | 0.00% |
| Total | 2182 | 1054 | 48.30% |
| Genoa Charter Township, Precinct 7 | | | |
| Polling | 850 | 404 | 47.53% |
| Absentee | 850 | 0 | 0.00% |
| Total | 850 | 404 | 47.53% |
| Genoa Charter Township, Precinct 8 | | | |
| Polling | 1278 | 638 | 49.92% |
| Absentee | 1278 | 0 | 0.00% |
| Total | 1278 | 638 | 49.92% |
| Genoa Charter Township, Precinct 9 | | | |
| Polling | 1494 | 578 | 38.69% |
| Absentee | 1494 | 0 | 0.00% |
| Total | 1494 | 578 | 38.69% |
| Genoa Charter Township, Precinct 10 | | | |
| Polling | 1401 | 640 | 45.68% |
| Absentee | 1401 | 0 | 0.00% |
| Total | 1401 | 640 | 45.68% |
| Genoa Charter Township, Precinct 11 | | | |
| Polling | 685 | 254 | 37.08% |
| Absentee | 685 | 0 | 0.00% |
| Total | 685 | 254 | 37.08% |
| Genoa Charter Township, Precinct 12 | | | |
| Polling | 131 | 64 | 48.85% |
| Absentee | 131 | 0 | 0.00% |
| Total | 131 | 64 | 48.85% |
| Genoa Charter Township, Precinct 13 | | | |
| Polling | 714 | 261 | 36.55% |
| Absentee | 714 | 0 | 0.00% |
| Total | 714 | 261 | 36.55% |
| Green Oak Charter Township, Precinct 1 | | | |
| Polling | 1882 | 551 | 29.28% |
| Absentee | 1882 | 120 | 6.38% |
| Total | 1882 | 671 | 35.65% |
| Green Oak Charter Township, Precinct 2 | | | |
| Polling | 1594 | 514 | 32.25% |
| Absentee | 1594 | 106 | 6.65% |
| Total | 1594 | 620 | 38.90% |
| Green Oak Charter Township, Precinct 3 | | | |
| Polling | 1982 | 586 | 29.57% |
| Absentee | 1982 | 141 | 7.11% |

LIVINGSTON COUNTY BOARD OF CANVASSERS
STATEMENT OF VOTES CAST REPORT
MARCH 8, 2016
PRESIDENTIAL PRIMARY ELECTION
OFFICIAL RESULTS

Date:03/15/16
Time:11:43:36
Page:4 of 28

| | TURN OUT | | |
|--|-------------|------------|-----------|
| | Reg. Voters | Cards Cast | % Turnout |
| Total | 1982 | 727 | 36.68% |
| Green Oak Charter Township, Precinct 4 | | | |
| Polling | 1999 | 651 | 32.57% |
| Absentee | 1999 | 176 | 8.80% |
| Total | 1999 | 827 | 41.37% |
| Green Oak Charter Township, Precinct 5 | | | |
| Polling | 1618 | 543 | 33.56% |
| Absentee | 1618 | 151 | 9.33% |
| Total | 1618 | 694 | 42.89% |
| Green Oak Charter Township, Precinct 6 | | | |
| Polling | 1884 | 571 | 30.31% |
| Absentee | 1884 | 260 | 13.80% |
| Total | 1884 | 831 | 44.11% |
| Green Oak Charter Township, Precinct 7 | | | |
| Polling | 1055 | 293 | 27.77% |
| Absentee | 1055 | 84 | 7.96% |
| Total | 1055 | 377 | 35.73% |
| Green Oak Charter Township, Precinct 8 | | | |
| Polling | 1400 | 491 | 35.07% |
| Absentee | 1400 | 103 | 7.36% |
| Total | 1400 | 594 | 42.43% |
| Green Oak Charter Township, Precinct 9 | | | |
| Polling | 1062 | 355 | 33.43% |
| Absentee | 1062 | 127 | 11.96% |
| Total | 1062 | 482 | 45.39% |
| Hamburg Township, Precinct 1 | | | |
| Polling | 2651 | 895 | 33.76% |
| Absentee | 2651 | 208 | 7.85% |
| Total | 2651 | 1103 | 41.61% |
| Hamburg Township, Precinct 2 | | | |
| Polling | 1995 | 712 | 35.69% |
| Absentee | 1995 | 180 | 9.02% |
| Total | 1995 | 892 | 44.71% |
| Hamburg Township, Precinct 3 | | | |
| Polling | 2345 | 740 | 31.56% |
| Absentee | 2345 | 222 | 9.47% |
| Total | 2345 | 962 | 41.02% |
| Hamburg Township, Precinct 4 | | | |
| Polling | 2015 | 671 | 33.30% |
| Absentee | 2015 | 233 | 11.56% |
| Total | 2015 | 904 | 44.86% |
| Hamburg Township, Precinct 5 | | | |
| Polling | 1922 | 621 | 32.31% |
| Absentee | 1922 | 182 | 9.47% |
| Total | 1922 | 803 | 41.78% |
| Hamburg Township, Precinct 6 | | | |
| Polling | 2609 | 761 | 29.17% |
| Absentee | 2609 | 331 | 12.69% |

LIVINGSTON COUNTY BOARD OF CANVASSERS
STATEMENT OF VOTES CAST REPORT
MARCH 8, 2016
PRESIDENTIAL PRIMARY ELECTION
OFFICIAL RESULTS

Date:03/15/16
Time:11:43:36
Page:5 of 28

| | TURN OUT | | |
|-------------------------------|-------------|------------|-----------|
| | Reg. Voters | Cards Cast | % Turnout |
| Total | 2609 | 1092 | 41.86% |
| Hamburg Township, Precinct 7 | | | |
| Polling | 1512 | 520 | 34.39% |
| Absentee | 1512 | 184 | 12.17% |
| Total | 1512 | 704 | 46.56% |
| Hamburg Township, Precinct 8 | | | |
| Polling | 1319 | 448 | 33.97% |
| Absentee | 1319 | 107 | 8.11% |
| Total | 1319 | 555 | 42.08% |
| Handy Township, Precinct 1 | | | |
| Polling | 1463 | 462 | 31.58% |
| Absentee | 1463 | 72 | 4.92% |
| Total | 1463 | 534 | 36.50% |
| Handy Township, Precinct 2 | | | |
| Polling | 2016 | 520 | 25.79% |
| Absentee | 2016 | 106 | 5.26% |
| Total | 2016 | 626 | 31.05% |
| Handy Township, Precinct 3 | | | |
| Polling | 2336 | 708 | 30.31% |
| Absentee | 2336 | 106 | 4.54% |
| Total | 2336 | 814 | 34.85% |
| Hartland Township, Precinct 1 | | | |
| Polling | 2206 | 684 | 31.01% |
| Absentee | 2206 | 276 | 12.51% |
| Total | 2206 | 960 | 43.52% |
| Hartland Township, Precinct 2 | | | |
| Polling | 2325 | 759 | 32.65% |
| Absentee | 2325 | 117 | 5.03% |
| Total | 2325 | 876 | 37.68% |
| Hartland Township, Precinct 3 | | | |
| Polling | 2599 | 724 | 27.86% |
| Absentee | 2599 | 258 | 9.93% |
| Total | 2599 | 982 | 37.78% |
| Hartland Township, Precinct 4 | | | |
| Polling | 2070 | 640 | 30.92% |
| Absentee | 2070 | 184 | 8.89% |
| Total | 2070 | 824 | 39.81% |
| Hartland Township, Precinct 5 | | | |
| Polling | 1611 | 476 | 29.55% |
| Absentee | 1611 | 170 | 10.55% |
| Total | 1611 | 646 | 40.10% |
| Howell Township, Precinct 1 | | | |
| Polling | 1832 | 519 | 28.33% |
| Absentee | 1832 | 173 | 9.44% |
| Total | 1832 | 692 | 37.77% |
| Howell Township, Precinct 2 | | | |
| Polling | 1803 | 587 | 32.56% |
| Absentee | 1803 | 152 | 8.43% |

LIVINGSTON COUNTY BOARD OF CANVASSERS
STATEMENT OF VOTES CAST REPORT
MARCH 8, 2016
PRESIDENTIAL PRIMARY ELECTION
OFFICIAL RESULTS

Date:03/15/16
Time:11:43:36
Page:6 of 28

| | TURN OUT | | |
|-----------------------------|-------------|------------|-----------|
| | Reg. Voters | Cards Cast | % Turnout |
| Total | 1803 | 739 | 40.99% |
| Howell Township, Precinct 3 | | | |
| Polling | 1636 | 399 | 24.39% |
| Absentee | 1636 | 132 | 8.07% |
| Total | 1636 | 531 | 32.46% |
| Iosco Township, Precinct 1 | | | |
| Polling | 1254 | 472 | 37.64% |
| Absentee | 1254 | 0 | 0.00% |
| Total | 1254 | 472 | 37.64% |
| Iosco Township, Precinct 2 | | | |
| Polling | 1597 | 563 | 35.25% |
| Absentee | 1597 | 0 | 0.00% |
| Total | 1597 | 563 | 35.25% |
| Marion Township, Precinct 1 | | | |
| Polling | 2119 | 629 | 29.68% |
| Absentee | 2119 | 201 | 9.49% |
| Total | 2119 | 830 | 39.17% |
| Marion Township, Precinct 2 | | | |
| Polling | 2208 | 701 | 31.75% |
| Absentee | 2208 | 230 | 10.42% |
| Total | 2208 | 931 | 42.16% |
| Marion Township, Precinct 3 | | | |
| Polling | 1493 | 417 | 27.93% |
| Absentee | 1493 | 209 | 14.00% |
| Total | 1493 | 626 | 41.93% |
| Marion Township, Precinct 4 | | | |
| Polling | 2080 | 691 | 33.22% |
| Absentee | 2080 | 220 | 10.58% |
| Total | 2080 | 911 | 43.80% |
| Oceola Township, Precinct 1 | | | |
| Polling | 2231 | 656 | 29.40% |
| Absentee | 2231 | 277 | 12.42% |
| Total | 2231 | 933 | 41.82% |
| Oceola Township, Precinct 2 | | | |
| Polling | 2332 | 668 | 28.64% |
| Absentee | 2332 | 254 | 10.89% |
| Total | 2332 | 922 | 39.54% |
| Oceola Township, Precinct 3 | | | |
| Polling | 2437 | 658 | 27.00% |
| Absentee | 2437 | 205 | 8.41% |
| Total | 2437 | 863 | 35.41% |
| Oceola Township, Precinct 4 | | | |
| Polling | 1697 | 556 | 32.76% |
| Absentee | 1697 | 170 | 10.02% |
| Total | 1697 | 726 | 42.78% |
| Oceola Township, Precinct 5 | | | |
| Polling | 876 | 251 | 28.65% |
| Absentee | 876 | 169 | 19.29% |

LIVINGSTON COUNTY BOARD OF CANVASSERS
STATEMENT OF VOTES CAST REPORT
MARCH 8, 2016
PRESIDENTIAL PRIMARY ELECTION
OFFICIAL RESULTS

Date:03/15/16
Time:11:43:36
Page:7 of 28

| | TURN OUT | | |
|-------------------------------|-------------|------------|-----------|
| | Reg. Voters | Cards Cast | % Turnout |
| Total | 876 | 420 | 47.95% |
| Putnam Township, Precinct 1 | | | |
| Polling | 1323 | 424 | 32.05% |
| Absentee | 1323 | 130 | 9.83% |
| Total | 1323 | 554 | 41.87% |
| Putnam Township, Precinct 2 | | | |
| Polling | 1892 | 598 | 31.61% |
| Absentee | 1892 | 211 | 11.15% |
| Total | 1892 | 809 | 42.76% |
| Putnam Township, Precinct 3 | | | |
| Polling | 1583 | 491 | 31.02% |
| Absentee | 1583 | 87 | 5.50% |
| Total | 1583 | 578 | 36.51% |
| Putnam Township, Precinct 4 | | | |
| Polling | 1230 | 393 | 31.95% |
| Absentee | 1230 | 163 | 13.25% |
| Total | 1230 | 556 | 45.20% |
| Tyrone Township, Precinct 1 | | | |
| Polling | 2253 | 541 | 24.01% |
| Absentee | 2253 | 201 | 8.92% |
| Total | 2253 | 742 | 32.93% |
| Tyrone Township, Precinct 2 | | | |
| Polling | 2228 | 680 | 30.52% |
| Absentee | 2228 | 251 | 11.27% |
| Total | 2228 | 931 | 41.79% |
| Tyrone Township, Precinct 3 | | | |
| Polling | 2110 | 575 | 27.25% |
| Absentee | 2110 | 257 | 12.18% |
| Total | 2110 | 832 | 39.43% |
| Tyrone Township, Precinct 4 | | | |
| Polling | 1796 | 510 | 28.40% |
| Absentee | 1796 | 180 | 10.02% |
| Total | 1796 | 690 | 38.42% |
| Unadilla Township, Precinct 1 | | | |
| Polling | 2452 | 854 | 34.83% |
| Absentee | 2452 | 0 | 0.00% |
| Total | 2452 | 854 | 34.83% |
| Total | | | |
| Polling | 141048 | 46368 | 32.87% |
| Absentee | 141048 | 10339 | 7.33% |
| Total | 141048 | 56707 | 40.20% |

LIVINGSTON COUNTY BOARD OF CANVASSERS
STATEMENT OF VOTES CAST REPORT
MARCH 8, 2016
PRESIDENTIAL PRIMARY ELECTION
OFFICIAL RESULTS

Date:03/15/16
Time:11:43:36
Page:8 of 28

| | U.S. President (Rep) | | | | | | | | | |
|---------------------------------------|----------------------|---------------|-------------|----------------|------------------|----------------------|----------------|---------------------|----------------------|---------------------|
| | Reg. Voters | Times Counted | Total Votes | Jeb Bush (Rep) | Ben Carson (Rep) | Chris Christie (Rep) | Ted Cruz (Rep) | Carly Fiorina (Rep) | Lindsey Graham (Rep) | Mike Huckabee (Rep) |
| Jurisdiction Wide | | | | | | | | | | |
| Brighton City, Precinct 1 | | | | | | | | | | |
| Polling | 1753 | 349 | 349 | 5 | 5 | 0 | 79 | 1 | 0 | 1 |
| Absentee | 1753 | 0 | 0 | 0 | 0 | 0 | 0 | 0 | 0 | 0 |
| Total | 1753 | 349 | 349 | 5 | 5 | 0 | 79 | 1 | 0 | 1 |
| Brighton City, Precinct 2 | | | | | | | | | | |
| Polling | 1392 | 297 | 297 | 5 | 3 | 1 | 51 | 0 | 0 | 1 |
| Absentee | 1392 | 0 | 0 | 0 | 0 | 0 | 0 | 0 | 0 | 0 |
| Total | 1392 | 297 | 297 | 5 | 3 | 1 | 51 | 0 | 0 | 1 |
| Brighton City, Precinct 3 | | | | | | | | | | |
| Polling | 1577 | 440 | 440 | 3 | 5 | 0 | 97 | 0 | 0 | 2 |
| Absentee | 1577 | 0 | 0 | 0 | 0 | 0 | 0 | 0 | 0 | 0 |
| Total | 1577 | 440 | 440 | 3 | 5 | 0 | 97 | 0 | 0 | 2 |
| Brighton City, Precinct 4 | | | | | | | | | | |
| Polling | 1082 | 369 | 369 | 6 | 1 | 1 | 82 | 0 | 0 | 0 |
| Absentee | 1082 | 0 | 0 | 0 | 0 | 0 | 0 | 0 | 0 | 0 |
| Total | 1082 | 369 | 369 | 6 | 1 | 1 | 82 | 0 | 0 | 0 |
| Howell City, Precinct 1 | | | | | | | | | | |
| Polling | 2302 | 483 | 483 | 4 | 18 | 0 | 143 | 0 | 0 | 0 |
| Absentee | 2302 | 0 | 0 | 0 | 0 | 0 | 0 | 0 | 0 | 0 |
| Total | 2302 | 483 | 483 | 4 | 18 | 0 | 143 | 0 | 0 | 0 |
| Howell City, Precinct 2 | | | | | | | | | | |
| Polling | 2082 | 351 | 351 | 6 | 5 | 1 | 80 | 0 | 3 | 4 |
| Absentee | 2082 | 0 | 0 | 0 | 0 | 0 | 0 | 0 | 0 | 0 |
| Total | 2082 | 351 | 351 | 6 | 5 | 1 | 80 | 0 | 3 | 4 |
| Howell City, Precinct 3 | | | | | | | | | | |
| Polling | 2451 | 582 | 581 | 2 | 18 | 4 | 145 | 0 | 0 | 3 |
| Absentee | 2451 | 0 | 0 | 0 | 0 | 0 | 0 | 0 | 0 | 0 |
| Total | 2451 | 582 | 581 | 2 | 18 | 4 | 145 | 0 | 0 | 3 |
| Brighton Charter Township, Precinct 1 | | | | | | | | | | |
| Polling | 1720 | 407 | 407 | 0 | 3 | 0 | 108 | 0 | 0 | 0 |
| Absentee | 1720 | 204 | 203 | 3 | 7 | 0 | 41 | 0 | 0 | 0 |
| Total | 1720 | 611 | 610 | 3 | 10 | 0 | 149 | 0 | 0 | 0 |
| Brighton Charter Township, Precinct 2 | | | | | | | | | | |
| Polling | 1476 | 308 | 308 | 0 | 3 | 0 | 85 | 0 | 0 | 0 |
| Absentee | 1476 | 93 | 93 | 2 | 0 | 2 | 16 | 0 | 0 | 0 |
| Total | 1476 | 401 | 401 | 2 | 3 | 2 | 101 | 0 | 0 | 0 |
| Brighton Charter Township, Precinct 3 | | | | | | | | | | |
| Polling | 1624 | 346 | 346 | 0 | 2 | 0 | 75 | 0 | 1 | 0 |
| Absentee | 1624 | 200 | 200 | 7 | 2 | 1 | 28 | 0 | 0 | 0 |
| Total | 1624 | 546 | 546 | 7 | 4 | 1 | 103 | 0 | 1 | 0 |
| Brighton Charter Township, Precinct 4 | | | | | | | | | | |
| Polling | 1401 | 337 | 337 | 0 | 2 | 0 | 99 | 1 | 0 | 0 |
| Absentee | 1401 | 91 | 91 | 0 | 3 | 1 | 13 | 0 | 0 | 1 |
| Total | 1401 | 428 | 428 | 0 | 5 | 1 | 112 | 1 | 0 | 1 |
| Brighton Charter Township, Precinct 5 | | | | | | | | | | |
| Polling | 998 | 196 | 196 | 1 | 1 | 0 | 40 | 0 | 0 | 0 |
| Absentee | 998 | 47 | 47 | 5 | 2 | 0 | 7 | 0 | 0 | 0 |

Date:03/15/16
Time:11:43:36
Page:9 of 28

[illegible]

LIVINGSTON COUNTY BOARD OF CANVASSERS
STATEMENT OF VOTES CAST REPORT
MARCH 8, 2016
PRESIDENTIAL PRIMARY ELECTION
OFFICIAL RESULTS

Date:03/15/16
Time:11:43:36
Page:10 of 28

| | U.S. President (Rep) | | | | | | | | | |
|--|----------------------|---------------|-------------|----------------|------------------|----------------------|----------------|---------------------|----------------------|---------------------|
| | Reg. Voters | Times Counted | Total Votes | Feb Bush (Rep) | Ben Carson (Rep) | Chris Christie (Rep) | Ted Cruz (Rep) | Carly Fiorina (Rep) | Lindsey Graham (Rep) | Mike Huckabee (Rep) |
| Total | 1363 | 406 | 406 | 1 | 7 | 0 | 95 | 0 | 0 | 0 |
| Genoa Charter Township, Precinct 5 | | | | | | | | | | |
| Polling | 965 | 331 | 330 | 2 | 4 | 1 | 99 | 0 | 0 | 2 |
| Absentee | 965 | 0 | 0 | 0 | 0 | 0 | 0 | 0 | 0 | 0 |
| Total | 965 | 331 | 330 | 2 | 4 | 1 | 99 | 0 | 0 | 2 |
| Genoa Charter Township, Precinct 6 | | | | | | | | | | |
| Polling | 2182 | 818 | 818 | 8 | 12 | 4 | 128 | 1 | 0 | 1 |
| Absentee | 2182 | 0 | 0 | 0 | 0 | 0 | 0 | 0 | 0 | 0 |
| Total | 2182 | 818 | 818 | 8 | 12 | 4 | 128 | 1 | 0 | 1 |
| Genoa Charter Township, Precinct 7 | | | | | | | | | | |
| Polling | 850 | 294 | 294 | 1 | 3 | 2 | 55 | 0 | 0 | 0 |
| Absentee | 850 | 0 | 0 | 0 | 0 | 0 | 0 | 0 | 0 | 0 |
| Total | 850 | 294 | 294 | 1 | 3 | 2 | 55 | 0 | 0 | 0 |
| Genoa Charter Township, Precinct 8 | | | | | | | | | | |
| Polling | 1278 | 501 | 501 | 4 | 1 | 1 | 102 | 0 | 0 | 2 |
| Absentee | 1278 | 0 | 0 | 0 | 0 | 0 | 0 | 0 | 0 | 0 |
| Total | 1278 | 501 | 501 | 4 | 1 | 1 | 102 | 0 | 0 | 2 |
| Genoa Charter Township, Precinct 9 | | | | | | | | | | |
| Polling | 1494 | 423 | 423 | 2 | 3 | 1 | 95 | 0 | 0 | 2 |
| Absentee | 1494 | 0 | 0 | 0 | 0 | 0 | 0 | 0 | 0 | 0 |
| Total | 1494 | 423 | 423 | 2 | 3 | 1 | 95 | 0 | 0 | 2 |
| Genoa Charter Township, Precinct 10 | | | | | | | | | | |
| Polling | 1401 | 471 | 470 | 5 | 7 | 2 | 115 | 1 | 0 | 1 |
| Absentee | 1401 | 0 | 0 | 0 | 0 | 0 | 0 | 0 | 0 | 0 |
| Total | 1401 | 471 | 470 | 5 | 7 | 2 | 115 | 1 | 0 | 1 |
| Genoa Charter Township, Precinct 11 | | | | | | | | | | |
| Polling | 685 | 174 | 174 | 0 | 5 | 0 | 38 | 1 | 0 | 1 |
| Absentee | 685 | 0 | 0 | 0 | 0 | 0 | 0 | 0 | 0 | 0 |
| Total | 685 | 174 | 174 | 0 | 5 | 0 | 38 | 1 | 0 | 1 |
| Genoa Charter Township, Precinct 12 | | | | | | | | | | |
| Polling | 131 | 41 | 41 | 0 | 0 | 1 | 11 | 0 | 0 | 0 |
| Absentee | 131 | 0 | 0 | 0 | 0 | 0 | 0 | 0 | 0 | 0 |
| Total | 131 | 41 | 41 | 0 | 0 | 1 | 11 | 0 | 0 | 0 |
| Genoa Charter Township, Precinct 13 | | | | | | | | | | |
| Polling | 714 | 161 | 160 | 3 | 2 | 0 | 21 | 0 | 0 | 0 |
| Absentee | 714 | 0 | 0 | 0 | 0 | 0 | 0 | 0 | 0 | 0 |
| Total | 714 | 161 | 160 | 3 | 2 | 0 | 21 | 0 | 0 | 0 |
| Green Oak Charter Township, Precinct 1 | | | | | | | | | | |
| Polling | 1882 | 363 | 363 | 2 | 2 | 0 | 75 | 1 | 0 | 1 |
| Absentee | 1882 | 80 | 80 | 2 | 4 | 0 | 12 | 0 | 0 | 0 |
| Total | 1882 | 443 | 443 | 4 | 6 | 0 | 87 | 1 | 0 | 1 |
| Green Oak Charter Township, Precinct 2 | | | | | | | | | | |
| Polling | 1594 | 319 | 319 | 0 | 3 | 1 | 98 | 0 | 0 | 1 |
| Absentee | 1594 | 76 | 76 | 0 | 0 | 0 | 21 | 0 | 0 | 0 |
| Total | 1594 | 395 | 395 | 0 | 3 | 1 | 119 | 0 | 0 | 1 |
| Green Oak Charter Township, Precinct 3 | | | | | | | | | | |
| Polling | 1982 | 363 | 363 | 1 | 2 | 0 | 101 | 0 | 0 | 0 |
| Absentee | 1982 | 87 | 87 | 0 | 5 | 1 | 16 | 0 | 0 | 1 |

LIVINGSTON COUNTY BOARD OF CANVASSERS
STATEMENT OF VOTES CAST REPORT
MARCH 8, 2016
PRESIDENTIAL PRIMARY ELECTION
OFFICIAL RESULTS

Date:03/15/16
Time:11:43:36
Page:11 of 28

| | U.S. President (Rep) | | | | | | | | | |
|--|----------------------|---------------|-------------|----------------|------------------|----------------------|---------------|---------------------|----------------------|---------------------|
| | Reg. Voters | Times Counted | Total Votes | Job Bush (Rep) | Ben Carson (Rep) | Chris Christie (Rep) | Ed Cruz (Rep) | Carly Fiorina (Rep) | Lindsey Graham (Rep) | Mike Huckabee (Rep) |
| Total | 1982 | 450 | 450 | 1 | 7 | 1 | 117 | 0 | 0 | 1 |
| Green Oak Charter Township, Precinct 4 | | | | | | | | | | |
| Polling | 1999 | 463 | 463 | 1 | 3 | 1 | 100 | 0 | 0 | 1 |
| Absentee | 1999 | 125 | 124 | 2 | 2 | 0 | 14 | 0 | 0 | 1 |
| Total | 1999 | 588 | 587 | 3 | 5 | 1 | 114 | 0 | 0 | 2 |
| Green Oak Charter Township, Precinct 5 | | | | | | | | | | |
| Polling | 1618 | 416 | 416 | 0 | 1 | 0 | 95 | 0 | 0 | 1 |
| Absentee | 1618 | 109 | 109 | 1 | 3 | 0 | 22 | 1 | 0 | 0 |
| Total | 1618 | 525 | 525 | 1 | 4 | 0 | 117 | 1 | 0 | 1 |
| Green Oak Charter Township, Precinct 6 | | | | | | | | | | |
| Polling | 1884 | 400 | 400 | 0 | 0 | 1 | 77 | 0 | 0 | 0 |
| Absentee | 1884 | 175 | 173 | 6 | 5 | 0 | 28 | 0 | 0 | 1 |
| Total | 1884 | 575 | 573 | 6 | 5 | 1 | 105 | 0 | 0 | 1 |
| Green Oak Charter Township, Precinct 7 | | | | | | | | | | |
| Polling | 1055 | 170 | 170 | 0 | 1 | 0 | 34 | 0 | 0 | 0 |
| Absentee | 1055 | 48 | 48 | 0 | 2 | 0 | 8 | 0 | 0 | 0 |
| Total | 1055 | 218 | 218 | 0 | 3 | 0 | 42 | 0 | 0 | 0 |
| Green Oak Charter Township, Precinct 8 | | | | | | | | | | |
| Polling | 1400 | 339 | 339 | 0 | 3 | 0 | 75 | 0 | 0 | 1 |
| Absentee | 1400 | 66 | 66 | 3 | 1 | 0 | 9 | 0 | 0 | 1 |
| Total | 1400 | 405 | 405 | 3 | 4 | 0 | 84 | 0 | 0 | 2 |
| Green Oak Charter Township, Precinct 9 | | | | | | | | | | |
| Polling | 1062 | 233 | 233 | 0 | 3 | 0 | 67 | 0 | 0 | 1 |
| Absentee | 1062 | 98 | 97 | 3 | 8 | 1 | 21 | 0 | 0 | 0 |
| Total | 1062 | 331 | 330 | 3 | 11 | 1 | 88 | 0 | 0 | 1 |
| Hamburg Township, Precinct 1 | | | | | | | | | | |
| Polling | 2651 | 619 | 619 | 0 | 4 | 0 | 182 | 1 | 0 | 1 |
| Absentee | 2651 | 152 | 152 | 2 | 1 | 0 | 38 | 1 | 0 | 1 |
| Total | 2651 | 771 | 771 | 2 | 5 | 0 | 220 | 2 | 0 | 2 |
| Hamburg Township, Precinct 2 | | | | | | | | | | |
| Polling | 1995 | 461 | 461 | 1 | 2 | 0 | 130 | 1 | 0 | 0 |
| Absentee | 1995 | 113 | 113 | 1 | 4 | 0 | 19 | 0 | 0 | 1 |
| Total | 1995 | 574 | 574 | 2 | 6 | 0 | 149 | 1 | 0 | 1 |
| Hamburg Township, Precinct 3 | | | | | | | | | | |
| Polling | 2345 | 501 | 501 | 2 | 2 | 0 | 128 | 0 | 0 | 0 |
| Absentee | 2345 | 124 | 124 | 2 | 8 | 0 | 19 | 2 | 0 | 1 |
| Total | 2345 | 625 | 625 | 4 | 10 | 0 | 147 | 2 | 0 | 1 |
| Hamburg Township, Precinct 4 | | | | | | | | | | |
| Polling | 2015 | 400 | 400 | 1 | 2 | 0 | 84 | 0 | 0 | 2 |
| Absentee | 2015 | 151 | 150 | 1 | 1 | 1 | 21 | 0 | 0 | 0 |
| Total | 2015 | 551 | 550 | 2 | 3 | 1 | 105 | 0 | 0 | 2 |
| Hamburg Township, Precinct 5 | | | | | | | | | | |
| Polling | 1922 | 388 | 388 | 1 | 2 | 1 | 99 | 0 | 0 | 0 |
| Absentee | 1922 | 118 | 118 | 3 | 3 | 1 | 15 | 0 | 0 | 0 |
| Total | 1922 | 506 | 506 | 4 | 5 | 2 | 114 | 0 | 0 | 0 |
| Hamburg Township, Precinct 6 | | | | | | | | | | |
| Polling | 2609 | 494 | 494 | 0 | 4 | 1 | 124 | 0 | 0 | 0 |
| Absentee | 2609 | 221 | 220 | 2 | 7 | 1 | 36 | 1 | 0 | 1 |

LIVINGSTON COUNTY BOARD OF CANVASSERS
STATEMENT OF VOTES CAST REPORT
MARCH 8, 2016
PRESIDENTIAL PRIMARY ELECTION
OFFICIAL RESULTS

Date: 03/15/16
Time: 11:43:36
Page: 12 of 28

| | U.S. President (Rep) | | | | | | | | | |
|-------------------------------|----------------------|---------------|-------------|----------------|------------------|----------------------|----------------|---------------------|----------------------|---------------------|
| | Reg. Voters | Times Counted | Total Votes | Job Bush (Rep) | Ben Carson (Rep) | Chris Christie (Rep) | Fed Cruz (Rep) | Carly Fiorina (Rep) | Lindsey Graham (Rep) | Mike Huckabee (Rep) |
| Total | 2609 | 715 | 714 | 2 | 11 | 2 | 160 | 1 | 0 | 1 |
| Hamburg Township, Precinct 7 | | | | | | | | | | |
| Polling | 1512 | 326 | 326 | 0 | 1 | 0 | 87 | 0 | 0 | 0 |
| Absentee | 1512 | 116 | 116 | 3 | 3 | 0 | 20 | 3 | 0 | 2 |
| Total | 1512 | 442 | 442 | 3 | 4 | 0 | 107 | 3 | 0 | 2 |
| Hamburg Township, Precinct 8 | | | | | | | | | | |
| Polling | 1319 | 271 | 271 | 1 | 3 | 1 | 60 | 0 | 0 | 0 |
| Absentee | 1319 | 87 | 86 | 1 | 4 | 1 | 14 | 1 | 0 | 0 |
| Total | 1319 | 358 | 357 | 2 | 7 | 2 | 74 | 1 | 0 | 0 |
| Handy Township, Precinct 1 | | | | | | | | | | |
| Polling | 1463 | 315 | 315 | 1 | 3 | 0 | 95 | 0 | 0 | 2 |
| Absentee | 1463 | 54 | 54 | 2 | 0 | 0 | 3 | 0 | 0 | 3 |
| Total | 1463 | 369 | 369 | 3 | 3 | 0 | 98 | 0 | 0 | 5 |
| Handy Township, Precinct 2 | | | | | | | | | | |
| Polling | 2016 | 349 | 349 | 0 | 3 | 0 | 114 | 0 | 0 | 1 |
| Absentee | 2016 | 77 | 77 | 4 | 5 | 0 | 16 | 0 | 0 | 0 |
| Total | 2016 | 426 | 426 | 4 | 8 | 0 | 130 | 0 | 0 | 1 |
| Handy Township, Precinct 3 | | | | | | | | | | |
| Polling | 2336 | 473 | 473 | 2 | 4 | 0 | 147 | 2 | 0 | 0 |
| Absentee | 2336 | 81 | 81 | 1 | 1 | 0 | 17 | 0 | 0 | 0 |
| Total | 2336 | 554 | 554 | 3 | 5 | 0 | 164 | 2 | 0 | 0 |
| Hartland Township, Precinct 1 | | | | | | | | | | |
| Polling | 2206 | 489 | 489 | 0 | 5 | 0 | 132 | 0 | 0 | 0 |
| Absentee | 2206 | 211 | 211 | 1 | 8 | 0 | 44 | 1 | 0 | 0 |
| Total | 2206 | 700 | 700 | 1 | 13 | 0 | 176 | 1 | 0 | 0 |
| Hartland Township, Precinct 2 | | | | | | | | | | |
| Polling | 2325 | 540 | 540 | 1 | 5 | 1 | 159 | 1 | 0 | 1 |
| Absentee | 2325 | 86 | 86 | 1 | 3 | 1 | 13 | 0 | 0 | 0 |
| Total | 2325 | 626 | 626 | 2 | 8 | 2 | 172 | 1 | 0 | 1 |
| Hartland Township, Precinct 3 | | | | | | | | | | |
| Polling | 2599 | 511 | 511 | 1 | 4 | 0 | 150 | 0 | 0 | 1 |
| Absentee | 2599 | 187 | 185 | 4 | 1 | 1 | 35 | 0 | 0 | 0 |
| Total | 2599 | 698 | 696 | 5 | 5 | 1 | 185 | 0 | 0 | 1 |
| Hartland Township, Precinct 4 | | | | | | | | | | |
| Polling | 2070 | 473 | 473 | 0 | 3 | 0 | 127 | 0 | 0 | 0 |
| Absentee | 2070 | 129 | 129 | 3 | 3 | 0 | 26 | 0 | 0 | 1 |
| Total | 2070 | 602 | 602 | 3 | 6 | 0 | 153 | 0 | 0 | 1 |
| Hartland Township, Precinct 5 | | | | | | | | | | |
| Polling | 1611 | 346 | 346 | 0 | 2 | 0 | 107 | 0 | 0 | 1 |
| Absentee | 1611 | 124 | 123 | 6 | 2 | 0 | 12 | 1 | 0 | 0 |
| Total | 1611 | 470 | 469 | 6 | 4 | 0 | 119 | 1 | 0 | 1 |
| Howell Township, Precinct 1 | | | | | | | | | | |
| Polling | 1832 | 358 | 358 | 2 | 2 | 2 | 99 | 0 | 0 | 0 |
| Absentee | 1832 | 113 | 113 | 4 | 7 | 1 | 16 | 0 | 0 | 1 |
| Total | 1832 | 471 | 471 | 6 | 9 | 3 | 115 | 0 | 0 | 1 |
| Howell Township, Precinct 2 | | | | | | | | | | |
| Polling | 1803 | 419 | 419 | 0 | 2 | 1 | 108 | 1 | 0 | 1 |
| Absentee | 1803 | 105 | 105 | 7 | 5 | 0 | 20 | 0 | 0 | 0 |

LIVINGSTON COUNTY BOARD OF CANVASSERS
STATEMENT OF VOTES CAST REPORT
MARCH 8, 2016
PRESIDENTIAL PRIMARY ELECTION
OFFICIAL RESULTS

Date: 03/15/16
Time: 11:43:37
Page: 13 of 28

| | U.S. President (Rep) | | | | | | | | | |
|-----------------------------|----------------------|---------------|-------------|----------------|------------------|----------------------|-----------------|---------------------|----------------------|---------------------|
| | Reg. Voters | Times Counted | Total Votes | Jeb Bush (Rep) | Ben Carson (Rep) | Chris Christie (Rep) | Fred Cruz (Rep) | Carly Fiorina (Rep) | Lindsey Graham (Rep) | Mike Huckabee (Rep) |
| Total | 1803 | 524 | 524 | 7 | 7 | 1 | 128 | 1 | 0 | 1 |
| Howell Township, Precinct 3 | | | | | | | | | | |
| Polling | 1636 | 282 | 282 | 1 | 2 | 0 | 80 | 0 | 0 | 0 |
| Absentee | 1636 | 82 | 82 | 1 | 2 | 0 | 15 | 0 | 0 | 0 |
| Total | 1636 | 364 | 364 | 2 | 4 | 0 | 95 | 0 | 0 | 0 |
| Iosco Township, Precinct 1 | | | | | | | | | | |
| Polling | 1254 | 355 | 355 | 1 | 1 | 1 | 70 | 0 | 0 | 0 |
| Absentee | 1254 | 0 | 0 | 0 | 0 | 0 | 0 | 0 | 0 | 0 |
| Total | 1254 | 355 | 355 | 1 | 1 | 1 | 70 | 0 | 0 | 0 |
| Iosco Township, Precinct 2 | | | | | | | | | | |
| Polling | 1597 | 410 | 410 | 1 | 6 | 0 | 92 | 0 | 0 | 0 |
| Absentee | 1597 | 0 | 0 | 0 | 0 | 0 | 0 | 0 | 0 | 0 |
| Total | 1597 | 410 | 410 | 1 | 6 | 0 | 92 | 0 | 0 | 0 |
| Marion Township, Precinct 1 | | | | | | | | | | |
| Polling | 2119 | 472 | 472 | 4 | 3 | 2 | 127 | 0 | 0 | 0 |
| Absentee | 2119 | 151 | 150 | 2 | 3 | 0 | 36 | 0 | 0 | 2 |
| Total | 2119 | 623 | 622 | 6 | 6 | 2 | 163 | 0 | 0 | 2 |
| Marion Township, Precinct 2 | | | | | | | | | | |
| Polling | 2208 | 503 | 503 | 3 | 2 | 0 | 118 | 0 | 0 | 1 |
| Absentee | 2208 | 169 | 168 | 8 | 0 | 0 | 31 | 0 | 0 | 2 |
| Total | 2208 | 672 | 671 | 11 | 2 | 0 | 149 | 0 | 0 | 3 |
| Marion Township, Precinct 3 | | | | | | | | | | |
| Polling | 1493 | 315 | 315 | 0 | 1 | 0 | 67 | 0 | 0 | 0 |
| Absentee | 1493 | 153 | 153 | 2 | 2 | 4 | 24 | 1 | 0 | 0 |
| Total | 1493 | 468 | 468 | 2 | 3 | 4 | 91 | 1 | 0 | 0 |
| Marion Township, Precinct 4 | | | | | | | | | | |
| Polling | 2080 | 513 | 513 | 0 | 4 | 0 | 143 | 0 | 0 | 0 |
| Absentee | 2080 | 167 | 167 | 4 | 5 | 1 | 22 | 2 | 0 | 3 |
| Total | 2080 | 680 | 680 | 4 | 9 | 1 | 165 | 2 | 0 | 3 |
| Oceola Township, Precinct 1 | | | | | | | | | | |
| Polling | 2231 | 455 | 455 | 0 | 4 | 0 | 128 | 0 | 0 | 0 |
| Absentee | 2231 | 208 | 208 | 6 | 4 | 2 | 35 | 1 | 0 | 0 |
| Total | 2231 | 663 | 663 | 6 | 8 | 2 | 163 | 1 | 0 | 0 |
| Oceola Township, Precinct 2 | | | | | | | | | | |
| Polling | 2332 | 437 | 437 | 1 | 1 | 0 | 112 | 0 | 1 | 0 |
| Absentee | 2332 | 170 | 170 | 5 | 4 | 1 | 38 | 0 | 0 | 0 |
| Total | 2332 | 607 | 607 | 6 | 5 | 1 | 150 | 0 | 1 | 0 |
| Oceola Township, Precinct 3 | | | | | | | | | | |
| Polling | 2437 | 487 | 487 | 1 | 4 | 0 | 134 | 1 | 0 | 0 |
| Absentee | 2437 | 158 | 158 | 5 | 1 | 3 | 25 | 0 | 0 | 2 |
| Total | 2437 | 645 | 645 | 6 | 5 | 3 | 159 | 1 | 0 | 2 |
| Oceola Township, Precinct 4 | | | | | | | | | | |
| Polling | 1697 | 414 | 414 | 0 | 3 | 0 | 149 | 0 | 0 | 0 |
| Absentee | 1697 | 130 | 130 | 2 | 5 | 1 | 32 | 1 | 0 | 1 |
| Total | 1697 | 544 | 544 | 2 | 8 | 1 | 181 | 1 | 0 | 1 |
| Oceola Township, Precinct 5 | | | | | | | | | | |
| Polling | 876 | 182 | 182 | 1 | 0 | 0 | 40 | 0 | 0 | 0 |
| Absentee | 876 | 139 | 139 | 3 | 2 | 0 | 12 | 0 | 0 | 0 |

LIVINGSTON COUNTY BOARD OF CANVASSERS
STATEMENT OF VOTES CAST REPORT
MARCH 8, 2016
PRESIDENTIAL PRIMARY ELECTION
OFFICIAL RESULTS

Date:03/15/16
Time:11:43:37
Page:14 of 28

| | U.S. President (Rep) | | | | | | | | | |
|-------------------------------|----------------------|---------------|-------------|----------------|------------------|----------------------|----------------|---------------------|----------------------|---------------------|
| | Reg. Voters | Times Counted | Total Votes | Deb Bush (Rep) | Ben Carson (Rep) | Chris Christie (Rep) | Ted Cruz (Rep) | Carly Fiorina (Rep) | Lindsey Graham (Rep) | Mike Huckabee (Rep) |
| Total | 876 | 321 | 321 | 4 | 2 | 0 | 52 | 0 | 0 | 0 |
| Putnam Township, Precinct 1 | | | | | | | | | | |
| Polling | 1323 | 250 | 250 | 0 | 3 | 0 | 67 | 0 | 0 | 0 |
| Absentee | 1323 | 71 | 71 | 2 | 2 | 0 | 9 | 0 | 0 | 0 |
| Total | 1323 | 321 | 321 | 2 | 5 | 0 | 76 | 0 | 0 | 0 |
| Putnam Township, Precinct 2 | | | | | | | | | | |
| Polling | 1892 | 398 | 398 | 1 | 3 | 1 | 120 | 0 | 0 | 0 |
| Absentee | 1892 | 146 | 146 | 3 | 7 | 0 | 29 | 0 | 0 | 0 |
| Total | 1892 | 544 | 544 | 4 | 10 | 1 | 149 | 0 | 0 | 0 |
| Putnam Township, Precinct 3 | | | | | | | | | | |
| Polling | 1583 | 297 | 297 | 0 | 0 | 0 | 86 | 0 | 0 | 0 |
| Absentee | 1583 | 44 | 44 | 2 | 3 | 0 | 7 | 0 | 0 | 0 |
| Total | 1583 | 341 | 341 | 2 | 3 | 0 | 93 | 0 | 0 | 0 |
| Putnam Township, Precinct 4 | | | | | | | | | | |
| Polling | 1230 | 262 | 262 | 0 | 2 | 0 | 60 | 0 | 0 | 0 |
| Absentee | 1230 | 109 | 109 | 2 | 8 | 0 | 16 | 1 | 0 | 0 |
| Total | 1230 | 371 | 371 | 2 | 10 | 0 | 76 | 1 | 0 | 0 |
| Tyrone Township, Precinct 1 | | | | | | | | | | |
| Polling | 2253 | 356 | 356 | 1 | 3 | 0 | 76 | 0 | 0 | 0 |
| Absentee | 2253 | 144 | 144 | 5 | 6 | 0 | 19 | 0 | 0 | 2 |
| Total | 2253 | 500 | 500 | 6 | 9 | 0 | 95 | 0 | 0 | 2 |
| Tyrone Township, Precinct 2 | | | | | | | | | | |
| Polling | 2228 | 487 | 487 | 0 | 4 | 0 | 146 | 1 | 0 | 0 |
| Absentee | 2228 | 155 | 155 | 2 | 2 | 0 | 25 | 0 | 0 | 0 |
| Total | 2228 | 642 | 642 | 2 | 6 | 0 | 171 | 1 | 0 | 0 |
| Tyrone Township, Precinct 3 | | | | | | | | | | |
| Polling | 2110 | 392 | 392 | 1 | 2 | 0 | 78 | 0 | 0 | 1 |
| Absentee | 2110 | 178 | 178 | 3 | 4 | 2 | 44 | 0 | 0 | 0 |
| Total | 2110 | 570 | 570 | 4 | 6 | 2 | 122 | 0 | 0 | 1 |
| Tyrone Township, Precinct 4 | | | | | | | | | | |
| Polling | 1796 | 372 | 372 | 1 | 5 | 1 | 89 | 0 | 0 | 0 |
| Absentee | 1796 | 147 | 147 | 5 | 2 | 0 | 24 | 0 | 0 | 0 |
| Total | 1796 | 519 | 519 | 6 | 7 | 1 | 113 | 0 | 0 | 0 |
| Unadilla Township, Precinct 1 | | | | | | | | | | |
| Polling | 2452 | 536 | 536 | 2 | 7 | 0 | 122 | 1 | 0 | 0 |
| Absentee | 2452 | 0 | 0 | 0 | 0 | 0 | 0 | 0 | 0 | 0 |
| Total | 2452 | 536 | 536 | 2 | 7 | 0 | 122 | 1 | 0 | 0 |
| Total | | | | | | | | | | |
| Polling | 141048 | 31769 | 31763 | 108 | 277 | 38 | 8073 | 17 | 6 | 41 |
| Absentee | 141048 | 7319 | 7306 | 156 | 208 | 33 | 1251 | 18 | 0 | 28 |
| Total | 141048 | 39088 | 39069 | 264 | 485 | 71 | 9324 | 35 | 6 | 69 |

LIVINGSTON COUNTY BOARD OF CANVASSERS
STATEMENT OF VOTES CAST REPORT
MARCH 8, 2016
PRESIDENTIAL PRIMARY ELECTION
OFFICIAL RESULTS

Date: 03/15/16
Time: 11:43:37
Page: 15 of 28

| | U.S. President (Rep) | | | | | | | Write-In Votes |
|---------------------------------------|----------------------|---------------------|-----------------|-------------------|---------------------|-----------------------|-------------|----------------|
| | John R. Kasich (Rep) | George Pataki (Rep) | Rand Paul (Rep) | Marco Rubio (Rep) | Rick Santorum (Rep) | Donald J. Trump (Rep) | Uncommitted | |
| Jurisdiction Wide | | | | | | | | |
| Brighton City, Precinct 1 | | | | | | | | |
| Polling | 77 | 0 | 2 | 43 | 2 | 129 | 5 | 0 |
| Absentee | 0 | 0 | 0 | 0 | 0 | 0 | 0 | 0 |
| Total | 77 | 0 | 2 | 43 | 2 | 129 | 5 | 0 |
| Brighton City, Precinct 2 | | | | | | | | |
| Polling | 90 | 0 | 1 | 20 | 0 | 118 | 7 | 0 |
| Absentee | 0 | 0 | 0 | 0 | 0 | 0 | 0 | 0 |
| Total | 90 | 0 | 1 | 20 | 0 | 118 | 7 | 0 |
| Brighton City, Precinct 3 | | | | | | | | |
| Polling | 148 | 0 | 3 | 40 | 0 | 132 | 10 | 0 |
| Absentee | 0 | 0 | 0 | 0 | 0 | 0 | 0 | 0 |
| Total | 148 | 0 | 3 | 40 | 0 | 132 | 10 | 0 |
| Brighton City, Precinct 4 | | | | | | | | |
| Polling | 129 | 0 | 0 | 42 | 0 | 100 | 8 | 0 |
| Absentee | 0 | 0 | 0 | 0 | 0 | 0 | 0 | 0 |
| Total | 129 | 0 | 0 | 42 | 0 | 100 | 8 | 0 |
| Howell City, Precinct 1 | | | | | | | | |
| Polling | 109 | 0 | 2 | 46 | 1 | 154 | 6 | 0 |
| Absentee | 0 | 0 | 0 | 0 | 0 | 0 | 0 | 0 |
| Total | 109 | 0 | 2 | 46 | 1 | 154 | 6 | 0 |
| Howell City, Precinct 2 | | | | | | | | |
| Polling | 92 | 0 | 0 | 17 | 1 | 135 | 7 | 0 |
| Absentee | 0 | 0 | 0 | 0 | 0 | 0 | 0 | 0 |
| Total | 92 | 0 | 0 | 17 | 1 | 135 | 7 | 0 |
| Howell City, Precinct 3 | | | | | | | | |
| Polling | 154 | 1 | 3 | 56 | 0 | 186 | 9 | 0 |
| Absentee | 0 | 0 | 0 | 0 | 0 | 0 | 0 | 0 |
| Total | 154 | 1 | 3 | 56 | 0 | 186 | 9 | 0 |
| Brighton Charter Township, Precinct 1 | | | | | | | | |
| Polling | 110 | 0 | 1 | 32 | 1 | 151 | 1 | 0 |
| Absentee | 36 | 0 | 1 | 29 | 0 | 73 | 13 | 0 |
| Total | 146 | 0 | 2 | 61 | 1 | 224 | 14 | 0 |
| Brighton Charter Township, Precinct 2 | | | | | | | | |
| Polling | 68 | 0 | 0 | 20 | 1 | 131 | 0 | 0 |
| Absentee | 8 | 0 | 0 | 18 | 0 | 44 | 3 | 0 |
| Total | 76 | 0 | 0 | 38 | 1 | 175 | 3 | 0 |
| Brighton Charter Township, Precinct 3 | | | | | | | | |
| Polling | 123 | 0 | 0 | 23 | 0 | 121 | 1 | 0 |
| Absentee | 36 | 0 | 0 | 41 | 1 | 77 | 7 | 0 |
| Total | 159 | 0 | 0 | 64 | 1 | 198 | 8 | 0 |
| Brighton Charter Township, Precinct 4 | | | | | | | | |
| Polling | 113 | 0 | 1 | 29 | 0 | 91 | 1 | 0 |
| Absentee | 14 | 0 | 0 | 17 | 0 | 41 | 1 | 0 |
| Total | 127 | 0 | 1 | 46 | 0 | 132 | 2 | 0 |
| Brighton Charter Township, Precinct 5 | | | | | | | | |
| Polling | 46 | 0 | 1 | 8 | 0 | 99 | 0 | 0 |
| Absentee | 3 | 0 | 0 | 9 | 0 | 21 | 0 | 0 |

LIVINGSTON COUNTY BOARD OF CANVASSERS
STATEMENT OF VOTES CAST REPORT
MARCH 8, 2016
PRESIDENTIAL PRIMARY ELECTION
OFFICIAL RESULTS

Date: 03/15/16
Time: 11:43:37
Page: 16 of 28

| | U.S. President (Rep) | | | | | | | |
|---------------------------------------|----------------------|---------------------|-----------------|-------------------|---------------------|-----------------------|-------------|----------------|
| | John R. Kasich (Rep) | George Pataki (Rep) | Rand Paul (Rep) | Marco Rubio (Rep) | Rick Santorum (Rep) | Donald J. Trump (Rep) | Uncommitted | Write-In Votes |
| Total | 49 | 0 | 1 | 17 | 0 | 120 | 0 | 0 |
| Brighton Charter Township, Precinct 6 | | | | | | | | |
| Polling | 141 | 0 | 2 | 33 | 0 | 154 | 2 | 0 |
| Absentee | 23 | 0 | 0 | 24 | 0 | 96 | 5 | 0 |
| Total | 164 | 0 | 2 | 57 | 0 | 250 | 7 | 0 |
| Brighton Charter Township, Precinct 7 | | | | | | | | |
| Polling | 102 | 0 | 1 | 26 | 0 | 142 | 1 | 0 |
| Absentee | 30 | 0 | 0 | 19 | 0 | 59 | 6 | 0 |
| Total | 132 | 0 | 1 | 45 | 0 | 201 | 7 | 0 |
| Brighton Charter Township, Precinct 8 | | | | | | | | |
| Polling | 87 | 0 | 0 | 14 | 0 | 98 | 1 | 0 |
| Absentee | 21 | 0 | 0 | 18 | 0 | 64 | 5 | 0 |
| Total | 108 | 0 | 0 | 32 | 0 | 162 | 6 | 0 |
| Brighton Charter Township, Precinct 9 | | | | | | | | |
| Polling | 176 | 0 | 0 | 36 | 0 | 184 | 1 | 1 |
| Absentee | 45 | 1 | 2 | 45 | 0 | 93 | 5 | 0 |
| Total | 221 | 1 | 2 | 81 | 0 | 277 | 6 | 1 |
| Cohoctah Township, Precinct 1 | | | | | | | | |
| Polling | 118 | 0 | 3 | 39 | 1 | 327 | 12 | 0 |
| Absentee | 0 | 0 | 0 | 0 | 0 | 0 | 0 | 0 |
| Total | 118 | 0 | 3 | 39 | 1 | 327 | 12 | 0 |
| Conway Township, Precinct 1 | | | | | | | | |
| Polling | 132 | 1 | 3 | 27 | 0 | 244 | 5 | 0 |
| Absentee | 6 | 0 | 0 | 14 | 0 | 32 | 3 | 0 |
| Total | 138 | 1 | 3 | 41 | 0 | 276 | 8 | 0 |
| Deerfield Township, Precinct 1 | | | | | | | | |
| Polling | 69 | 0 | 0 | 8 | 0 | 104 | 2 | 0 |
| Absentee | 21 | 0 | 0 | 13 | 0 | 60 | 7 | 0 |
| Total | 90 | 0 | 0 | 21 | 0 | 164 | 9 | 0 |
| Deerfield Township, Precinct 2 | | | | | | | | |
| Polling | 76 | 0 | 2 | 22 | 0 | 183 | 2 | 0 |
| Absentee | 13 | 0 | 0 | 13 | 0 | 81 | 3 | 0 |
| Total | 89 | 0 | 2 | 35 | 0 | 264 | 5 | 0 |
| Genoa Charter Township, Precinct 1 | | | | | | | | |
| Polling | 79 | 0 | 0 | 50 | 0 | 185 | 2 | 0 |
| Absentee | 0 | 0 | 0 | 0 | 0 | 0 | 0 | 0 |
| Total | 79 | 0 | 0 | 50 | 0 | 185 | 2 | 0 |
| Genoa Charter Township, Precinct 2 | | | | | | | | |
| Polling | 29 | 0 | 1 | 18 | 0 | 81 | 1 | 0 |
| Absentee | 0 | 0 | 0 | 0 | 0 | 0 | 0 | 0 |
| Total | 29 | 0 | 1 | 18 | 0 | 81 | 1 | 0 |
| Genoa Charter Township, Precinct 3 | | | | | | | | |
| Polling | 136 | 0 | 0 | 50 | 3 | 156 | 3 | 0 |
| Absentee | 0 | 0 | 0 | 0 | 0 | 0 | 0 | 0 |
| Total | 136 | 0 | 0 | 50 | 3 | 156 | 3 | 0 |
| Genoa Charter Township, Precinct 4 | | | | | | | | |
| Polling | 128 | 0 | 0 | 33 | 0 | 133 | 9 | 0 |
| Absentee | 0 | 0 | 0 | 0 | 0 | 0 | 0 | 0 |

LIVINGSTON COUNTY BOARD OF CANVASSERS
STATEMENT OF VOTES CAST REPORT
MARCH 8, 2016
PRESIDENTIAL PRIMARY ELECTION
OFFICIAL RESULTS

Date:03/15/16
Time:11:43:37
Page:17 of 28

| | U.S. President (Rep) | | | | | | | |
|--|----------------------|---------------------|-----------------|-------------------|---------------------|-----------------------|-------------|----------------|
| | John R. Kasich (Rep) | George Pataki (Rep) | Rand Paul (Rep) | Marco Rubio (Rep) | Rick Santorum (Rep) | Donald J. Trump (Rep) | Uncommitted | Write-In Votes |
| Total | 128 | 0 | 0 | 33 | 0 | 133 | 9 | 0 |
| Genoa Charter Township, Precinct 5 | | | | | | | | |
| Polling | 71 | 0 | 0 | 19 | 0 | 131 | 1 | 0 |
| Absentee | 0 | 0 | 0 | 0 | 0 | 0 | 0 | 0 |
| Total | 71 | 0 | 0 | 19 | 0 | 131 | 1 | 0 |
| Genoa Charter Township, Precinct 6 | | | | | | | | |
| Polling | 228 | 0 | 1 | 105 | 1 | 316 | 11 | 2 |
| Absentee | 0 | 0 | 0 | 0 | 0 | 0 | 0 | 0 |
| Total | 228 | 0 | 1 | 105 | 1 | 316 | 11 | 2 |
| Genoa Charter Township, Precinct 7 | | | | | | | | |
| Polling | 119 | 1 | 0 | 26 | 0 | 84 | 3 | 0 |
| Absentee | 0 | 0 | 0 | 0 | 0 | 0 | 0 | 0 |
| Total | 119 | 1 | 0 | 26 | 0 | 84 | 3 | 0 |
| Genoa Charter Township, Precinct 8 | | | | | | | | |
| Polling | 139 | 0 | 1 | 53 | 0 | 187 | 10 | 1 |
| Absentee | 0 | 0 | 0 | 0 | 0 | 0 | 0 | 0 |
| Total | 139 | 0 | 1 | 53 | 0 | 187 | 10 | 1 |
| Genoa Charter Township, Precinct 9 | | | | | | | | |
| Polling | 73 | 0 | 2 | 34 | 0 | 204 | 7 | 0 |
| Absentee | 0 | 0 | 0 | 0 | 0 | 0 | 0 | 0 |
| Total | 73 | 0 | 2 | 34 | 0 | 204 | 7 | 0 |
| Genoa Charter Township, Precinct 10 | | | | | | | | |
| Polling | 85 | 0 | 0 | 54 | 0 | 193 | 7 | 0 |
| Absentee | 0 | 0 | 0 | 0 | 0 | 0 | 0 | 0 |
| Total | 85 | 0 | 0 | 54 | 0 | 193 | 7 | 0 |
| Genoa Charter Township, Precinct 11 | | | | | | | | |
| Polling | 49 | 0 | 1 | 15 | 0 | 61 | 3 | 0 |
| Absentee | 0 | 0 | 0 | 0 | 0 | 0 | 0 | 0 |
| Total | 49 | 0 | 1 | 15 | 0 | 61 | 3 | 0 |
| Genoa Charter Township, Precinct 12 | | | | | | | | |
| Polling | 5 | 0 | 0 | 3 | 0 | 20 | 1 | 0 |
| Absentee | 0 | 0 | 0 | 0 | 0 | 0 | 0 | 0 |
| Total | 5 | 0 | 0 | 3 | 0 | 20 | 1 | 0 |
| Genoa Charter Township, Precinct 13 | | | | | | | | |
| Polling | 29 | 0 | 1 | 13 | 0 | 87 | 3 | 1 |
| Absentee | 0 | 0 | 0 | 0 | 0 | 0 | 0 | 0 |
| Total | 29 | 0 | 1 | 13 | 0 | 87 | 3 | 1 |
| Green Oak Charter Township, Precinct 1 | | | | | | | | |
| Polling | 102 | 0 | 0 | 23 | 0 | 156 | 1 | 0 |
| Absentee | 13 | 0 | 0 | 5 | 1 | 40 | 3 | 0 |
| Total | 115 | 0 | 0 | 28 | 1 | 196 | 4 | 0 |
| Green Oak Charter Township, Precinct 2 | | | | | | | | |
| Polling | 93 | 0 | 1 | 26 | 0 | 93 | 3 | 0 |
| Absentee | 12 | 0 | 0 | 18 | 0 | 21 | 4 | 0 |
| Total | 105 | 0 | 1 | 44 | 0 | 114 | 7 | 0 |
| Green Oak Charter Township, Precinct 3 | | | | | | | | |
| Polling | 94 | 0 | 0 | 30 | 0 | 133 | 2 | 0 |
| Absentee | 19 | 0 | 0 | 8 | 0 | 33 | 4 | 0 |

LIVINGSTON COUNTY BOARD OF CANVASSERS
STATEMENT OF VOTES CAST REPORT
MARCH 8, 2016
PRESIDENTIAL PRIMARY ELECTION
OFFICIAL RESULTS

Date:03/15/16
Time:11:43:37
Page:18 of 28

| | U.S. President (Rep) | | | | | | | |
|--|----------------------|---------------------|-----------------|-------------------|---------------------|-----------------------|-------------|----------------|
| | John R. Kasich (Rep) | George Pataki (Rep) | Rand Paul (Rep) | Marco Rubio (Rep) | Rick Santorum (Rep) | Donald J. Trump (Rep) | Uncommitted | Write-In Votes |
| Total | 113 | 0 | 0 | 38 | 0 | 166 | 6 | 0 |
| Green Oak Charter Township, Precinct 4 | | | | | | | | |
| Polling | 148 | 0 | 0 | 33 | 2 | 170 | 4 | 0 |
| Absentee | 18 | 0 | 0 | 18 | 0 | 65 | 4 | 0 |
| Total | 166 | 0 | 0 | 51 | 2 | 235 | 8 | 0 |
| Green Oak Charter Township, Precinct 5 | | | | | | | | |
| Polling | 154 | 0 | 1 | 16 | 1 | 147 | 0 | 0 |
| Absentee | 14 | 0 | 0 | 21 | 1 | 43 | 3 | 0 |
| Total | 168 | 0 | 1 | 37 | 2 | 190 | 3 | 0 |
| Green Oak Charter Township, Precinct 6 | | | | | | | | |
| Polling | 164 | 1 | 0 | 21 | 1 | 133 | 1 | 1 |
| Absentee | 35 | 0 | 0 | 18 | 0 | 71 | 9 | 0 |
| Total | 199 | 1 | 0 | 39 | 1 | 204 | 10 | 1 |
| Green Oak Charter Township, Precinct 7 | | | | | | | | |
| Polling | 52 | 0 | 0 | 9 | 0 | 72 | 2 | 0 |
| Absentee | 8 | 0 | 0 | 8 | 0 | 19 | 3 | 0 |
| Total | 60 | 0 | 0 | 17 | 0 | 91 | 5 | 0 |
| Green Oak Charter Township, Precinct 8 | | | | | | | | |
| Polling | 116 | 0 | 2 | 25 | 1 | 112 | 4 | 0 |
| Absentee | 13 | 0 | 0 | 5 | 0 | 30 | 4 | 0 |
| Total | 129 | 0 | 2 | 30 | 1 | 142 | 8 | 0 |
| Green Oak Charter Township, Precinct 9 | | | | | | | | |
| Polling | 75 | 0 | 0 | 17 | 0 | 69 | 1 | 0 |
| Absentee | 15 | 0 | 0 | 11 | 0 | 32 | 6 | 0 |
| Total | 90 | 0 | 0 | 28 | 0 | 101 | 7 | 0 |
| Hamburg Township, Precinct 1 | | | | | | | | |
| Polling | 214 | 0 | 0 | 36 | 0 | 180 | 1 | 0 |
| Absentee | 28 | 0 | 0 | 31 | 0 | 44 | 5 | 1 |
| Total | 242 | 0 | 0 | 67 | 0 | 224 | 6 | 1 |
| Hamburg Township, Precinct 2 | | | | | | | | |
| Polling | 141 | 0 | 0 | 33 | 0 | 151 | 2 | 0 |
| Absentee | 15 | 0 | 0 | 19 | 0 | 52 | 2 | 0 |
| Total | 156 | 0 | 0 | 52 | 0 | 203 | 4 | 0 |
| Hamburg Township, Precinct 3 | | | | | | | | |
| Polling | 128 | 0 | 3 | 49 | 0 | 188 | 1 | 0 |
| Absentee | 18 | 0 | 0 | 17 | 2 | 48 | 7 | 0 |
| Total | 146 | 0 | 3 | 66 | 2 | 236 | 8 | 0 |
| Hamburg Township, Precinct 4 | | | | | | | | |
| Polling | 135 | 0 | 0 | 23 | 0 | 153 | 0 | 0 |
| Absentee | 22 | 0 | 0 | 29 | 0 | 67 | 8 | 0 |
| Total | 157 | 0 | 0 | 52 | 0 | 220 | 8 | 0 |
| Hamburg Township, Precinct 5 | | | | | | | | |
| Polling | 114 | 0 | 0 | 26 | 1 | 143 | 1 | 0 |
| Absentee | 17 | 0 | 0 | 17 | 0 | 50 | 12 | 0 |
| Total | 131 | 0 | 0 | 43 | 1 | 193 | 13 | 0 |
| Hamburg Township, Precinct 6 | | | | | | | | |
| Polling | 152 | 0 | 0 | 38 | 1 | 171 | 3 | 0 |
| Absentee | 36 | 0 | 1 | 33 | 2 | 94 | 6 | 0 |

LIVINGSTON COUNTY BOARD OF CANVASSERS
STATEMENT OF VOTES CAST REPORT
MARCH 8, 2016
PRESIDENTIAL PRIMARY ELECTION
OFFICIAL RESULTS

Date:03/15/16
Time:11:43:37
Page:19 of 28

| | U.S. President (Rep) | | | | | | | |
|-------------------------------|----------------------|---------------------|-----------------|-------------------|---------------------|-----------------------|-------------|----------------|
| | John R. Kasich (Rep) | George Pataki (Rep) | Rand Paul (Rep) | Marco Rubio (Rep) | Rick Santorum (Rep) | Donald J. Trump (Rep) | Uncommitted | Write-In Votes |
| Total | 188 | 0 | 1 | 71 | 3 | 265 | 9 | 0 |
| Hamburg Township, Precinct 7 | | | | | | | | |
| Polling | 110 | 0 | 1 | 23 | 0 | 103 | 0 | 1 |
| Absentee | 12 | 0 | 1 | 14 | 0 | 55 | 3 | 0 |
| Total | 122 | 0 | 2 | 37 | 0 | 158 | 3 | 1 |
| Hamburg Township, Precinct 8 | | | | | | | | |
| Polling | 68 | 0 | 0 | 36 | 2 | 98 | 2 | 0 |
| Absentee | 11 | 0 | 0 | 11 | 0 | 41 | 2 | 0 |
| Total | 79 | 0 | 0 | 47 | 2 | 139 | 4 | 0 |
| Handy Township, Precinct 1 | | | | | | | | |
| Polling | 54 | 0 | 0 | 21 | 1 | 136 | 1 | 1 |
| Absentee | 10 | 0 | 0 | 14 | 0 | 20 | 2 | 0 |
| Total | 64 | 0 | 0 | 35 | 1 | 156 | 3 | 1 |
| Handy Township, Precinct 2 | | | | | | | | |
| Polling | 70 | 0 | 0 | 15 | 0 | 145 | 1 | 0 |
| Absentee | 10 | 0 | 0 | 11 | 0 | 30 | 1 | 0 |
| Total | 80 | 0 | 0 | 26 | 0 | 175 | 2 | 0 |
| Handy Township, Precinct 3 | | | | | | | | |
| Polling | 106 | 0 | 0 | 23 | 0 | 186 | 3 | 0 |
| Absentee | 11 | 0 | 0 | 12 | 0 | 36 | 3 | 0 |
| Total | 117 | 0 | 0 | 35 | 0 | 222 | 6 | 0 |
| Hartland Township, Precinct 1 | | | | | | | | |
| Polling | 132 | 0 | 1 | 31 | 0 | 186 | 2 | 0 |
| Absentee | 28 | 0 | 0 | 22 | 0 | 97 | 8 | 2 |
| Total | 160 | 0 | 1 | 53 | 0 | 283 | 10 | 2 |
| Hartland Township, Precinct 2 | | | | | | | | |
| Polling | 152 | 0 | 1 | 29 | 1 | 186 | 3 | 0 |
| Absentee | 8 | 0 | 0 | 8 | 0 | 47 | 5 | 0 |
| Total | 160 | 0 | 1 | 37 | 1 | 233 | 8 | 0 |
| Hartland Township, Precinct 3 | | | | | | | | |
| Polling | 121 | 1 | 2 | 26 | 0 | 201 | 3 | 1 |
| Absentee | 23 | 0 | 0 | 16 | 1 | 89 | 15 | 0 |
| Total | 144 | 1 | 2 | 42 | 1 | 290 | 18 | 1 |
| Hartland Township, Precinct 4 | | | | | | | | |
| Polling | 143 | 0 | 1 | 21 | 0 | 176 | 2 | 0 |
| Absentee | 19 | 0 | 1 | 15 | 1 | 54 | 6 | 0 |
| Total | 162 | 0 | 2 | 36 | 1 | 230 | 8 | 0 |
| Hartland Township, Precinct 5 | | | | | | | | |
| Polling | 94 | 0 | 1 | 28 | 0 | 112 | 1 | 0 |
| Absentee | 13 | 0 | 1 | 12 | 0 | 63 | 13 | 0 |
| Total | 107 | 0 | 2 | 40 | 0 | 175 | 14 | 0 |
| Howell Township, Precinct 1 | | | | | | | | |
| Polling | 76 | 0 | 2 | 23 | 1 | 150 | 1 | 0 |
| Absentee | 20 | 0 | 0 | 9 | 0 | 48 | 7 | 0 |
| Total | 96 | 0 | 2 | 32 | 1 | 198 | 8 | 0 |
| Howell Township, Precinct 2 | | | | | | | | |
| Polling | 79 | 0 | 1 | 35 | 0 | 190 | 1 | 0 |
| Absentee | 7 | 0 | 0 | 20 | 0 | 41 | 5 | 0 |

LIVINGSTON COUNTY BOARD OF CANVASSERS
STATEMENT OF VOTES CAST REPORT
MARCH 8, 2016
PRESIDENTIAL PRIMARY ELECTION
OFFICIAL RESULTS

Date:03/15/16
Time:11:43:37
Page:20 of 28

| | U.S. President (Rep) | | | | | | | |
|-----------------------------|----------------------|---------------------|-----------------|-------------------|---------------------|-----------------------|-------------|----------------|
| | John R. Kasich (Rep) | George Pataki (Rep) | Rand Paul (Rep) | Marco Rubio (Rep) | Rick Santorum (Rep) | Donald J. Trump (Rep) | Uncommitted | Write-In Votes |
| Total | 86 | 0 | 1 | 55 | 0 | 231 | 6 | 0 |
| Howell Township, Precinct 3 | | | | | | | | |
| Polling | 54 | 1 | 0 | 16 | 0 | 125 | 2 | 1 |
| Absentee | 9 | 0 | 0 | 13 | 0 | 38 | 4 | 0 |
| Total | 63 | 1 | 0 | 29 | 0 | 163 | 6 | 1 |
| Iosco Township, Precinct 1 | | | | | | | | |
| Polling | 67 | 0 | 0 | 22 | 4 | 185 | 4 | 0 |
| Absentee | 0 | 0 | 0 | 0 | 0 | 0 | 0 | 0 |
| Total | 67 | 0 | 0 | 22 | 4 | 185 | 4 | 0 |
| Iosco Township, Precinct 2 | | | | | | | | |
| Polling | 78 | 0 | 2 | 25 | 0 | 204 | 2 | 0 |
| Absentee | 0 | 0 | 0 | 0 | 0 | 0 | 0 | 0 |
| Total | 78 | 0 | 2 | 25 | 0 | 204 | 2 | 0 |
| Marion Township, Precinct 1 | | | | | | | | |
| Polling | 103 | 0 | 2 | 33 | 1 | 193 | 3 | 1 |
| Absentee | 13 | 0 | 2 | 19 | 2 | 63 | 8 | 0 |
| Total | 116 | 0 | 4 | 52 | 3 | 256 | 11 | 1 |
| Marion Township, Precinct 2 | | | | | | | | |
| Polling | 145 | 1 | 0 | 40 | 0 | 193 | 0 | 0 |
| Absentee | 17 | 0 | 0 | 30 | 0 | 76 | 4 | 0 |
| Total | 162 | 1 | 0 | 70 | 0 | 269 | 4 | 0 |
| Marion Township, Precinct 3 | | | | | | | | |
| Polling | 92 | 0 | 0 | 20 | 0 | 133 | 2 | 0 |
| Absentee | 20 | 0 | 0 | 30 | 0 | 64 | 6 | 0 |
| Total | 112 | 0 | 0 | 50 | 0 | 197 | 8 | 0 |
| Marion Township, Precinct 4 | | | | | | | | |
| Polling | 118 | 0 | 0 | 27 | 0 | 216 | 5 | 0 |
| Absentee | 12 | 0 | 0 | 20 | 0 | 90 | 8 | 0 |
| Total | 130 | 0 | 0 | 47 | 0 | 306 | 13 | 0 |
| Oceola Township, Precinct 1 | | | | | | | | |
| Polling | 117 | 0 | 2 | 40 | 0 | 163 | 1 | 0 |
| Absentee | 24 | 0 | 2 | 36 | 1 | 83 | 14 | 0 |
| Total | 141 | 0 | 4 | 76 | 1 | 246 | 15 | 0 |
| Oceola Township, Precinct 2 | | | | | | | | |
| Polling | 107 | 0 | 1 | 37 | 0 | 175 | 2 | 0 |
| Absentee | 22 | 0 | 2 | 28 | 0 | 62 | 8 | 0 |
| Total | 129 | 0 | 3 | 65 | 0 | 237 | 10 | 0 |
| Oceola Township, Precinct 3 | | | | | | | | |
| Polling | 104 | 0 | 0 | 33 | 0 | 206 | 3 | 1 |
| Absentee | 17 | 0 | 0 | 13 | 0 | 82 | 9 | 1 |
| Total | 121 | 0 | 0 | 46 | 0 | 288 | 12 | 2 |
| Oceola Township, Precinct 4 | | | | | | | | |
| Polling | 88 | 1 | 1 | 22 | 0 | 148 | 2 | 0 |
| Absentee | 16 | 0 | 0 | 14 | 0 | 53 | 5 | 0 |
| Total | 104 | 1 | 1 | 36 | 0 | 201 | 7 | 0 |
| Oceola Township, Precinct 5 | | | | | | | | |
| Polling | 49 | 0 | 1 | 14 | 0 | 75 | 2 | 0 |
| Absentee | 16 | 0 | 1 | 33 | 0 | 59 | 13 | 0 |

LIVINGSTON COUNTY BOARD OF CANVASSERS
STATEMENT OF VOTES CAST REPORT
MARCH 8, 2016
PRESIDENTIAL PRIMARY ELECTION
OFFICIAL RESULTS

Date:03/15/16
Time:11:43:37
Page:21 of 28

| | U.S. President (Rep) | | | | | | | |
|-------------------------------|----------------------|---------------------|-----------------|-------------------|---------------------|-----------------------|-------------|----------------|
| | John R. Kasich (Rep) | George Pataki (Rep) | Rand Paul (Rep) | Marco Rubio (Rep) | Rick Santorum (Rep) | Donald J. Trump (Rep) | Uncommitted | Write-In Votes |
| Total | 65 | 0 | 2 | 47 | 0 | 134 | 15 | 0 |
| Putnam Township, Precinct 1 | | | | | | | | |
| Polling | 57 | 0 | 0 | 14 | 1 | 106 | 2 | 0 |
| Absentee | 13 | 0 | 0 | 7 | 0 | 33 | 5 | 0 |
| Total | 70 | 0 | 0 | 21 | 1 | 139 | 7 | 0 |
| Putnam Township, Precinct 2 | | | | | | | | |
| Polling | 80 | 1 | 0 | 28 | 2 | 161 | 1 | 0 |
| Absentee | 15 | 0 | 1 | 10 | 0 | 74 | 7 | 0 |
| Total | 95 | 1 | 1 | 38 | 2 | 235 | 8 | 0 |
| Putnam Township, Precinct 3 | | | | | | | | |
| Polling | 80 | 1 | 1 | 24 | 1 | 103 | 1 | 0 |
| Absentee | 3 | 0 | 1 | 8 | 0 | 18 | 2 | 0 |
| Total | 83 | 1 | 2 | 32 | 1 | 121 | 3 | 0 |
| Putnam Township, Precinct 4 | | | | | | | | |
| Polling | 58 | 1 | 1 | 17 | 1 | 119 | 3 | 0 |
| Absentee | 12 | 0 | 0 | 12 | 0 | 51 | 7 | 0 |
| Total | 70 | 1 | 1 | 29 | 1 | 170 | 10 | 0 |
| Tyrone Township, Precinct 1 | | | | | | | | |
| Polling | 99 | 0 | 3 | 20 | 0 | 154 | 0 | 0 |
| Absentee | 23 | 0 | 3 | 24 | 0 | 55 | 7 | 0 |
| Total | 122 | 0 | 6 | 44 | 0 | 209 | 7 | 0 |
| Tyrone Township, Precinct 2 | | | | | | | | |
| Polling | 136 | 0 | 1 | 37 | 0 | 161 | 1 | 0 |
| Absentee | 22 | 0 | 0 | 25 | 0 | 72 | 7 | 0 |
| Total | 158 | 0 | 1 | 62 | 0 | 233 | 8 | 0 |
| Tyrone Township, Precinct 3 | | | | | | | | |
| Polling | 106 | 0 | 0 | 14 | 0 | 188 | 2 | 0 |
| Absentee | 29 | 1 | 0 | 25 | 1 | 64 | 5 | 0 |
| Total | 135 | 1 | 0 | 39 | 1 | 252 | 7 | 0 |
| Tyrone Township, Precinct 4 | | | | | | | | |
| Polling | 93 | 0 | 1 | 19 | 0 | 163 | 0 | 0 |
| Absentee | 22 | 0 | 2 | 9 | 1 | 70 | 12 | 0 |
| Total | 115 | 0 | 3 | 28 | 1 | 233 | 12 | 0 |
| Unadilla Township, Precinct 1 | | | | | | | | |
| Polling | 119 | 0 | 3 | 30 | 0 | 249 | 3 | 0 |
| Absentee | 0 | 0 | 0 | 0 | 0 | 0 | 0 | 0 |
| Total | 119 | 0 | 3 | 30 | 0 | 249 | 3 | 0 |
| Total | | | | | | | | |
| Polling | 8367 | 11 | 68 | 2302 | 33 | 12181 | 229 | 12 |
| Absentee | 1016 | 2 | 21 | 1038 | 14 | 3178 | 339 | 4 |
| Total | 9383 | 13 | 89 | 3340 | 47 | 15359 | 568 | 16 |

LIVINGSTON COUNTY BOARD OF CANVASSERS
STATEMENT OF VOTES CAST REPORT
MARCH 8, 2016
PRESIDENTIAL PRIMARY ELECTION
OFFICIAL RESULTS

Date:03/15/16
Time:11:43:37
Page:22 of 28

| | U.S. President (Dem) | | | | | | | | |
|---------------------------------------|----------------------|---------------|-------------|-----------------------|--------------------------------|--------------------------|----------------------|-------------|----------------|
| | Reg. Voters | Times Counted | Total Votes | Hillary Clinton (Dem) | Roque Rocky De La Fuente (Dem) | Martin J. O'Malley (Dem) | Bernie Sanders (Dem) | Uncommitted | Write-In Votes |
| Jurisdiction Wide | | | | | | | | | |
| Brighton City, Precinct 1 | | | | | | | | | |
| Polling | 1753 | 295 | 295 | 105 | 0 | 0 | 185 | 5 | 0 |
| Absentee | 1753 | 0 | 0 | 0 | 0 | 0 | 0 | 0 | 0 |
| Total | 1753 | 295 | 295 | 105 | 0 | 0 | 185 | 5 | 0 |
| Brighton City, Precinct 2 | | | | | | | | | |
| Polling | 1392 | 219 | 219 | 99 | 0 | 0 | 114 | 5 | 1 |
| Absentee | 1392 | 0 | 0 | 0 | 0 | 0 | 0 | 0 | 0 |
| Total | 1392 | 219 | 219 | 99 | 0 | 0 | 114 | 5 | 1 |
| Brighton City, Precinct 3 | | | | | | | | | |
| Polling | 1577 | 281 | 281 | 123 | 0 | 2 | 149 | 7 | 0 |
| Absentee | 1577 | 0 | 0 | 0 | 0 | 0 | 0 | 0 | 0 |
| Total | 1577 | 281 | 281 | 123 | 0 | 2 | 149 | 7 | 0 |
| Brighton City, Precinct 4 | | | | | | | | | |
| Polling | 1082 | 159 | 159 | 74 | 0 | 0 | 81 | 4 | 0 |
| Absentee | 1082 | 0 | 0 | 0 | 0 | 0 | 0 | 0 | 0 |
| Total | 1082 | 159 | 159 | 74 | 0 | 0 | 81 | 4 | 0 |
| Howell City, Precinct 1 | | | | | | | | | |
| Polling | 2302 | 285 | 285 | 112 | 0 | 0 | 168 | 5 | 0 |
| Absentee | 2302 | 0 | 0 | 0 | 0 | 0 | 0 | 0 | 0 |
| Total | 2302 | 285 | 285 | 112 | 0 | 0 | 168 | 5 | 0 |
| Howell City, Precinct 2 | | | | | | | | | |
| Polling | 2082 | 276 | 276 | 89 | 1 | 0 | 178 | 7 | 1 |
| Absentee | 2082 | 0 | 0 | 0 | 0 | 0 | 0 | 0 | 0 |
| Total | 2082 | 276 | 276 | 89 | 1 | 0 | 178 | 7 | 1 |
| Howell City, Precinct 3 | | | | | | | | | |
| Polling | 2451 | 341 | 341 | 109 | 0 | 1 | 224 | 7 | 0 |
| Absentee | 2451 | 0 | 0 | 0 | 0 | 0 | 0 | 0 | 0 |
| Total | 2451 | 341 | 341 | 109 | 0 | 1 | 224 | 7 | 0 |
| Brighton Charter Township, Precinct 1 | | | | | | | | | |
| Polling | 1720 | 149 | 149 | 50 | 0 | 0 | 99 | 0 | 0 |
| Absentee | 1720 | 54 | 54 | 32 | 0 | 1 | 19 | 2 | 0 |
| Total | 1720 | 203 | 203 | 82 | 0 | 1 | 118 | 2 | 0 |
| Brighton Charter Township, Precinct 2 | | | | | | | | | |
| Polling | 1476 | 118 | 118 | 40 | 0 | 0 | 78 | 0 | 0 |
| Absentee | 1476 | 42 | 42 | 16 | 0 | 0 | 19 | 7 | 0 |
| Total | 1476 | 160 | 160 | 56 | 0 | 0 | 97 | 7 | 0 |
| Brighton Charter Township, Precinct 3 | | | | | | | | | |
| Polling | 1624 | 164 | 164 | 48 | 0 | 0 | 115 | 1 | 0 |
| Absentee | 1624 | 77 | 76 | 57 | 0 | 0 | 17 | 2 | 0 |
| Total | 1624 | 241 | 240 | 105 | 0 | 0 | 132 | 3 | 0 |
| Brighton Charter Township, Precinct 4 | | | | | | | | | |
| Polling | 1401 | 123 | 123 | 31 | 0 | 0 | 91 | 1 | 0 |
| Absentee | 1401 | 47 | 47 | 19 | 0 | 0 | 25 | 3 | 0 |
| Total | 1401 | 170 | 170 | 50 | 0 | 0 | 116 | 4 | 0 |
| Brighton Charter Township, Precinct 5 | | | | | | | | | |
| Polling | 998 | 109 | 109 | 31 | 0 | 0 | 77 | 1 | 0 |
| Absentee | 998 | 23 | 23 | 8 | 0 | 0 | 13 | 2 | 0 |

LIVINGSTON COUNTY BOARD OF CANVASSERS
STATEMENT OF VOTES CAST REPORT
MARCH 8, 2016
PRESIDENTIAL PRIMARY ELECTION
OFFICIAL RESULTS

Date:03/15/16
Time:11:43:37
Page:23 of 28

| | U.S. President (Dem) | | | | | | | | |
|---------------------------------------|----------------------|---------------|-------------|-----------------------|--------------------------------|--------------------------|----------------------|-------------|----------------|
| | Reg. Voters | Times Counted | Total Votes | Hillary Clinton (Dem) | Roque Rocky De La Fuente (Dem) | Martin J. O'Malley (Dem) | Bernie Sanders (Dem) | Uncommitted | Write-In Votes |
| Total | 998 | 132 | 132 | 39 | 0 | 0 | 90 | 3 | 0 |
| Brighton Charter Township, Precinct 6 | | | | | | | | | |
| Polling | 2042 | 186 | 186 | 69 | 0 | 0 | 115 | 2 | 0 |
| Absentee | 2042 | 71 | 71 | 31 | 0 | 1 | 36 | 2 | 1 |
| Total | 2042 | 257 | 257 | 100 | 0 | 1 | 151 | 4 | 1 |
| Brighton Charter Township, Precinct 7 | | | | | | | | | |
| Polling | 1746 | 144 | 144 | 50 | 0 | 0 | 93 | 1 | 0 |
| Absentee | 1746 | 72 | 72 | 43 | 0 | 1 | 19 | 9 | 0 |
| Total | 1746 | 216 | 216 | 93 | 0 | 1 | 112 | 10 | 0 |
| Brighton Charter Township, Precinct 8 | | | | | | | | | |
| Polling | 1200 | 128 | 128 | 42 | 0 | 0 | 86 | 0 | 0 |
| Absentee | 1200 | 20 | 20 | 11 | 0 | 0 | 9 | 0 | 0 |
| Total | 1200 | 148 | 148 | 53 | 0 | 0 | 95 | 0 | 0 |
| Brighton Charter Township, Precinct 9 | | | | | | | | | |
| Polling | 2417 | 221 | 221 | 84 | 0 | 0 | 135 | 2 | 0 |
| Absentee | 2417 | 71 | 71 | 50 | 0 | 0 | 20 | 1 | 0 |
| Total | 2417 | 292 | 292 | 134 | 0 | 0 | 155 | 3 | 0 |
| Cohoctah Township, Precinct 1 | | | | | | | | | |
| Polling | 2516 | 265 | 265 | 99 | 0 | 0 | 162 | 4 | 0 |
| Absentee | 2516 | 0 | 0 | 0 | 0 | 0 | 0 | 0 | 0 |
| Total | 2516 | 265 | 265 | 99 | 0 | 0 | 162 | 4 | 0 |
| Conway Township, Precinct 1 | | | | | | | | | |
| Polling | 2512 | 220 | 220 | 73 | 0 | 1 | 142 | 3 | 1 |
| Absentee | 2512 | 24 | 24 | 17 | 0 | 0 | 6 | 1 | 0 |
| Total | 2512 | 244 | 244 | 90 | 0 | 1 | 148 | 4 | 1 |
| Deerfield Township, Precinct 1 | | | | | | | | | |
| Polling | 1554 | 122 | 122 | 30 | 0 | 0 | 92 | 0 | 0 |
| Absentee | 1554 | 53 | 53 | 22 | 0 | 0 | 28 | 3 | 0 |
| Total | 1554 | 175 | 175 | 52 | 0 | 0 | 120 | 3 | 0 |
| Deerfield Township, Precinct 2 | | | | | | | | | |
| Polling | 1712 | 116 | 116 | 42 | 0 | 0 | 74 | 0 | 0 |
| Absentee | 1712 | 22 | 22 | 10 | 0 | 0 | 8 | 4 | 0 |
| Total | 1712 | 138 | 138 | 52 | 0 | 0 | 82 | 4 | 0 |
| Genoa Charter Township, Precinct 1 | | | | | | | | | |
| Polling | 1801 | 218 | 218 | 75 | 0 | 1 | 137 | 5 | 0 |
| Absentee | 1801 | 0 | 0 | 0 | 0 | 0 | 0 | 0 | 0 |
| Total | 1801 | 218 | 218 | 75 | 0 | 1 | 137 | 5 | 0 |
| Genoa Charter Township, Precinct 2 | | | | | | | | | |
| Polling | 915 | 111 | 111 | 28 | 0 | 1 | 79 | 3 | 0 |
| Absentee | 915 | 0 | 0 | 0 | 0 | 0 | 0 | 0 | 0 |
| Total | 915 | 111 | 111 | 28 | 0 | 1 | 79 | 3 | 0 |
| Genoa Charter Township, Precinct 3 | | | | | | | | | |
| Polling | 1780 | 242 | 240 | 104 | 0 | 3 | 128 | 5 | 0 |
| Absentee | 1780 | 0 | 0 | 0 | 0 | 0 | 0 | 0 | 0 |
| Total | 1780 | 242 | 240 | 104 | 0 | 3 | 128 | 5 | 0 |
| Genoa Charter Township, Precinct 4 | | | | | | | | | |
| Polling | 1363 | 219 | 219 | 85 | 0 | 0 | 132 | 2 | 0 |
| Absentee | 1363 | 0 | 0 | 0 | 0 | 0 | 0 | 0 | 0 |

LIVINGSTON COUNTY BOARD OF CANVASSERS
STATEMENT OF VOTES CAST REPORT
MARCH 8, 2016
PRESIDENTIAL PRIMARY ELECTION
OFFICIAL RESULTS

Date:03/15/16
Time:11:43:37
Page:24 of 28

| | U.S. President (Dem) | | | | | | | | |
|--|----------------------|---------------|-------------|-----------------------|--------------------------------|--------------------------|----------------------|-------------|----------------|
| | Reg. Voters | Times Counted | Total Votes | Hillary Clinton (Dem) | Roque Rocky De La Fuente (Dem) | Martin J. O'Malley (Dem) | Bernie Sanders (Dem) | Uncommitted | Write-In Votes |
| Total | 1363 | 219 | 219 | 85 | 0 | 0 | 132 | 2 | 0 |
| Genoa Charter Township, Precinct 5 | | | | | | | | | |
| Polling | 965 | 114 | 114 | 43 | 0 | 0 | 70 | 1 | 0 |
| Absentee | 965 | 0 | 0 | 0 | 0 | 0 | 0 | 0 | 0 |
| Total | 965 | 114 | 114 | 43 | 0 | 0 | 70 | 1 | 0 |
| Genoa Charter Township, Precinct 6 | | | | | | | | | |
| Polling | 2182 | 236 | 236 | 124 | 0 | 0 | 106 | 6 | 0 |
| Absentee | 2182 | 0 | 0 | 0 | 0 | 0 | 0 | 0 | 0 |
| Total | 2182 | 236 | 236 | 124 | 0 | 0 | 106 | 6 | 0 |
| Genoa Charter Township, Precinct 7 | | | | | | | | | |
| Polling | 850 | 110 | 110 | 54 | 0 | 0 | 55 | 1 | 0 |
| Absentee | 850 | 0 | 0 | 0 | 0 | 0 | 0 | 0 | 0 |
| Total | 850 | 110 | 110 | 54 | 0 | 0 | 55 | 1 | 0 |
| Genoa Charter Township, Precinct 8 | | | | | | | | | |
| Polling | 1278 | 137 | 137 | 71 | 1 | 0 | 63 | 2 | 0 |
| Absentee | 1278 | 0 | 0 | 0 | 0 | 0 | 0 | 0 | 0 |
| Total | 1278 | 137 | 137 | 71 | 1 | 0 | 63 | 2 | 0 |
| Genoa Charter Township, Precinct 9 | | | | | | | | | |
| Polling | 1494 | 155 | 155 | 67 | 0 | 0 | 85 | 3 | 0 |
| Absentee | 1494 | 0 | 0 | 0 | 0 | 0 | 0 | 0 | 0 |
| Total | 1494 | 155 | 155 | 67 | 0 | 0 | 85 | 3 | 0 |
| Genoa Charter Township, Precinct 10 | | | | | | | | | |
| Polling | 1401 | 169 | 166 | 67 | 0 | 0 | 93 | 6 | 0 |
| Absentee | 1401 | 0 | 0 | 0 | 0 | 0 | 0 | 0 | 0 |
| Total | 1401 | 169 | 166 | 67 | 0 | 0 | 93 | 6 | 0 |
| Genoa Charter Township, Precinct 11 | | | | | | | | | |
| Polling | 685 | 80 | 80 | 24 | 0 | 0 | 53 | 3 | 0 |
| Absentee | 685 | 0 | 0 | 0 | 0 | 0 | 0 | 0 | 0 |
| Total | 685 | 80 | 80 | 24 | 0 | 0 | 53 | 3 | 0 |
| Genoa Charter Township, Precinct 12 | | | | | | | | | |
| Polling | 131 | 23 | 23 | 3 | 0 | 0 | 20 | 0 | 0 |
| Absentee | 131 | 0 | 0 | 0 | 0 | 0 | 0 | 0 | 0 |
| Total | 131 | 23 | 23 | 3 | 0 | 0 | 20 | 0 | 0 |
| Genoa Charter Township, Precinct 13 | | | | | | | | | |
| Polling | 714 | 100 | 100 | 57 | 0 | 1 | 39 | 3 | 0 |
| Absentee | 714 | 0 | 0 | 0 | 0 | 0 | 0 | 0 | 0 |
| Total | 714 | 100 | 100 | 57 | 0 | 1 | 39 | 3 | 0 |
| Green Oak Charter Township, Precinct 1 | | | | | | | | | |
| Polling | 1882 | 188 | 188 | 55 | 0 | 2 | 130 | 1 | 0 |
| Absentee | 1882 | 40 | 40 | 19 | 0 | 0 | 19 | 2 | 0 |
| Total | 1882 | 228 | 228 | 74 | 0 | 2 | 149 | 3 | 0 |
| Green Oak Charter Township, Precinct 2 | | | | | | | | | |
| Polling | 1594 | 195 | 195 | 58 | 0 | 1 | 135 | 1 | 0 |
| Absentee | 1594 | 30 | 30 | 15 | 0 | 0 | 14 | 1 | 0 |
| Total | 1594 | 225 | 225 | 73 | 0 | 1 | 149 | 2 | 0 |
| Green Oak Charter Township, Precinct 3 | | | | | | | | | |
| Polling | 1982 | 223 | 223 | 77 | 0 | 0 | 146 | 0 | 0 |
| Absentee | 1982 | 54 | 54 | 35 | 0 | 0 | 14 | 5 | 0 |

LIVINGSTON COUNTY BOARD OF CANVASSERS
STATEMENT OF VOTES CAST REPORT
MARCH 8, 2016
PRESIDENTIAL PRIMARY ELECTION
OFFICIAL RESULTS

Date: 03/15/16
Time: 11:43:37
Page: 25 of 28

| | U.S. President (Dem) | | | | | | | | |
|--|----------------------|---------------|-------------|-----------------------|--------------------------------|--------------------------|----------------------|-------------|----------------|
| | Reg. Voters | Times Counted | Total Votes | Hillary Clinton (Dem) | Roque Rocky De La Fuente (Dem) | Martin J. O'Malley (Dem) | Bernie Sanders (Dem) | Uncommitted | Write-In Votes |
| Total | 1982 | 277 | 277 | 112 | 0 | 0 | 160 | 5 | 0 |
| Green Oak Charter Township, Precinct 4 | | | | | | | | | |
| Polling | 1999 | 188 | 188 | 63 | 0 | 0 | 125 | 0 | 0 |
| Absentee | 1999 | 51 | 51 | 25 | 0 | 0 | 20 | 5 | 1 |
| Total | 1999 | 239 | 239 | 88 | 0 | 0 | 145 | 5 | 1 |
| Green Oak Charter Township, Precinct 5 | | | | | | | | | |
| Polling | 1618 | 127 | 127 | 44 | 0 | 0 | 81 | 2 | 0 |
| Absentee | 1618 | 42 | 42 | 26 | 0 | 0 | 15 | 1 | 0 |
| Total | 1618 | 169 | 169 | 70 | 0 | 0 | 96 | 3 | 0 |
| Green Oak Charter Township, Precinct 6 | | | | | | | | | |
| Polling | 1884 | 171 | 171 | 60 | 0 | 1 | 110 | 0 | 0 |
| Absentee | 1884 | 85 | 84 | 55 | 0 | 1 | 24 | 4 | 0 |
| Total | 1884 | 256 | 255 | 115 | 0 | 2 | 134 | 4 | 0 |
| Green Oak Charter Township, Precinct 7 | | | | | | | | | |
| Polling | 1055 | 123 | 123 | 41 | 0 | 0 | 81 | 1 | 0 |
| Absentee | 1055 | 36 | 36 | 15 | 0 | 0 | 18 | 3 | 0 |
| Total | 1055 | 159 | 159 | 56 | 0 | 0 | 99 | 4 | 0 |
| Green Oak Charter Township, Precinct 8 | | | | | | | | | |
| Polling | 1400 | 152 | 152 | 46 | 0 | 0 | 105 | 0 | 1 |
| Absentee | 1400 | 37 | 37 | 19 | 0 | 0 | 17 | 1 | 0 |
| Total | 1400 | 189 | 189 | 65 | 0 | 0 | 122 | 1 | 1 |
| Green Oak Charter Township, Precinct 9 | | | | | | | | | |
| Polling | 1062 | 122 | 122 | 40 | 0 | 0 | 80 | 2 | 0 |
| Absentee | 1062 | 29 | 29 | 12 | 0 | 0 | 13 | 4 | 0 |
| Total | 1062 | 151 | 151 | 52 | 0 | 0 | 93 | 6 | 0 |
| Hamburg Township, Precinct 1 | | | | | | | | | |
| Polling | 2651 | 276 | 276 | 94 | 0 | 2 | 179 | 1 | 0 |
| Absentee | 2651 | 56 | 55 | 29 | 1 | 0 | 21 | 4 | 0 |
| Total | 2651 | 332 | 331 | 123 | 1 | 2 | 200 | 5 | 0 |
| Hamburg Township, Precinct 2 | | | | | | | | | |
| Polling | 1995 | 251 | 251 | 69 | 1 | 0 | 180 | 1 | 0 |
| Absentee | 1995 | 67 | 67 | 37 | 0 | 0 | 25 | 5 | 0 |
| Total | 1995 | 318 | 318 | 106 | 1 | 0 | 205 | 6 | 0 |
| Hamburg Township, Precinct 3 | | | | | | | | | |
| Polling | 2345 | 239 | 239 | 77 | 0 | 0 | 160 | 2 | 0 |
| Absentee | 2345 | 98 | 98 | 59 | 1 | 0 | 33 | 5 | 0 |
| Total | 2345 | 337 | 337 | 136 | 1 | 0 | 193 | 7 | 0 |
| Hamburg Township, Precinct 4 | | | | | | | | | |
| Polling | 2015 | 271 | 271 | 98 | 0 | 0 | 172 | 1 | 0 |
| Absentee | 2015 | 82 | 82 | 48 | 0 | 0 | 30 | 4 | 0 |
| Total | 2015 | 353 | 353 | 146 | 0 | 0 | 202 | 5 | 0 |
| Hamburg Township, Precinct 5 | | | | | | | | | |
| Polling | 1922 | 233 | 233 | 86 | 0 | 1 | 145 | 1 | 0 |
| Absentee | 1922 | 64 | 64 | 40 | 0 | 0 | 20 | 4 | 0 |
| Total | 1922 | 297 | 297 | 126 | 0 | 1 | 165 | 5 | 0 |
| Hamburg Township, Precinct 6 | | | | | | | | | |
| Polling | 2609 | 267 | 267 | 94 | 0 | 0 | 171 | 2 | 0 |
| Absentee | 2609 | 110 | 110 | 68 | 0 | 0 | 33 | 8 | 1 |

LIVINGSTON COUNTY BOARD OF CANVASSERS
STATEMENT OF VOTES CAST REPORT
MARCH 8, 2016
PRESIDENTIAL PRIMARY ELECTION
OFFICIAL RESULTS

Date: 03/15/16
Time: 11:43:37
Page: 26 of 28

| | U.S. President (Dem) | | | | | | | | |
|-------------------------------|----------------------|---------------|-------------|-----------------------|--------------------------------|--------------------------|----------------------|-------------|----------------|
| | Reg. Voters | Times Counted | Total Votes | Hillary Clinton (Dem) | Roque Rocky De La Fuente (Dem) | Martin J. O'Malley (Dem) | Bernie Sanders (Dem) | Uncommitted | Write-In Votes |
| Total | 2609 | 377 | 377 | 162 | 0 | 0 | 204 | 10 | 1 |
| Hamburg Township, Precinct 7 | | | | | | | | | |
| Polling | 1512 | 194 | 194 | 70 | 0 | 0 | 124 | 0 | 0 |
| Absentee | 1512 | 68 | 67 | 43 | 0 | 0 | 19 | 4 | 1 |
| Total | 1512 | 262 | 261 | 113 | 0 | 0 | 143 | 4 | 1 |
| Hamburg Township, Precinct 8 | | | | | | | | | |
| Polling | 1319 | 177 | 177 | 60 | 0 | 0 | 117 | 0 | 0 |
| Absentee | 1319 | 20 | 20 | 14 | 0 | 0 | 6 | 0 | 0 |
| Total | 1319 | 197 | 197 | 74 | 0 | 0 | 123 | 0 | 0 |
| Handy Township, Precinct 1 | | | | | | | | | |
| Polling | 1463 | 147 | 147 | 40 | 1 | 0 | 104 | 2 | 0 |
| Absentee | 1463 | 18 | 18 | 7 | 0 | 0 | 9 | 2 | 0 |
| Total | 1463 | 165 | 165 | 47 | 1 | 0 | 113 | 4 | 0 |
| Handy Township, Precinct 2 | | | | | | | | | |
| Polling | 2016 | 171 | 171 | 43 | 0 | 1 | 124 | 3 | 0 |
| Absentee | 2016 | 29 | 29 | 18 | 0 | 0 | 10 | 1 | 0 |
| Total | 2016 | 200 | 200 | 61 | 0 | 1 | 134 | 4 | 0 |
| Handy Township, Precinct 3 | | | | | | | | | |
| Polling | 2336 | 235 | 235 | 72 | 0 | 0 | 156 | 7 | 0 |
| Absentee | 2336 | 25 | 25 | 12 | 0 | 0 | 11 | 2 | 0 |
| Total | 2336 | 260 | 260 | 84 | 0 | 0 | 167 | 9 | 0 |
| Hartland Township, Precinct 1 | | | | | | | | | |
| Polling | 2206 | 195 | 195 | 65 | 0 | 1 | 129 | 0 | 0 |
| Absentee | 2206 | 65 | 65 | 37 | 0 | 0 | 23 | 5 | 0 |
| Total | 2206 | 260 | 260 | 102 | 0 | 1 | 152 | 5 | 0 |
| Hartland Township, Precinct 2 | | | | | | | | | |
| Polling | 2325 | 219 | 219 | 70 | 0 | 1 | 146 | 2 | 0 |
| Absentee | 2325 | 31 | 31 | 16 | 0 | 0 | 13 | 2 | 0 |
| Total | 2325 | 250 | 250 | 86 | 0 | 1 | 159 | 4 | 0 |
| Hartland Township, Precinct 3 | | | | | | | | | |
| Polling | 2599 | 213 | 213 | 67 | 1 | 0 | 142 | 3 | 0 |
| Absentee | 2599 | 71 | 70 | 31 | 0 | 0 | 30 | 9 | 0 |
| Total | 2599 | 284 | 283 | 98 | 1 | 0 | 172 | 12 | 0 |
| Hartland Township, Precinct 4 | | | | | | | | | |
| Polling | 2070 | 167 | 167 | 49 | 0 | 1 | 115 | 2 | 0 |
| Absentee | 2070 | 55 | 55 | 26 | 0 | 0 | 24 | 5 | 0 |
| Total | 2070 | 222 | 222 | 75 | 0 | 1 | 139 | 7 | 0 |
| Hartland Township, Precinct 5 | | | | | | | | | |
| Polling | 1611 | 130 | 130 | 43 | 0 | 0 | 86 | 1 | 0 |
| Absentee | 1611 | 46 | 46 | 29 | 0 | 1 | 15 | 1 | 0 |
| Total | 1611 | 176 | 176 | 72 | 0 | 1 | 101 | 2 | 0 |
| Howell Township, Precinct 1 | | | | | | | | | |
| Polling | 1832 | 161 | 161 | 40 | 0 | 0 | 120 | 1 | 0 |
| Absentee | 1832 | 60 | 59 | 34 | 0 | 1 | 18 | 6 | 0 |
| Total | 1832 | 221 | 220 | 74 | 0 | 1 | 138 | 7 | 0 |
| Howell Township, Precinct 2 | | | | | | | | | |
| Polling | 1803 | 168 | 168 | 55 | 0 | 0 | 110 | 3 | 0 |
| Absentee | 1803 | 47 | 47 | 28 | 0 | 0 | 11 | 8 | 0 |

LIVINGSTON COUNTY BOARD OF CANVASSERS
STATEMENT OF VOTES CAST REPORT
MARCH 8, 2016
PRESIDENTIAL PRIMARY ELECTION
OFFICIAL RESULTS

Date:03/15/16
Time:11:43:37
Page:27 of 28

| | U.S. President (Dem) | | | | | | | | |
|-----------------------------|----------------------|---------------|-------------|-----------------------|--------------------------------|--------------------------|----------------------|-------------|----------------|
| | Reg. Voters | Times Counted | Total Votes | Hillary Clinton (Dem) | Roque Rocky De La Fuente (Dem) | Martin J. O'Malley (Dem) | Bernie Sanders (Dem) | Uncommitted | Write-In Votes |
| Total | 1803 | 215 | 215 | 83 | 0 | 0 | 121 | 11 | 0 |
| Howell Township, Precinct 3 | | | | | | | | | |
| Polling | 1636 | 117 | 117 | 36 | 0 | 1 | 79 | 1 | 0 |
| Absentee | 1636 | 50 | 50 | 28 | 0 | 0 | 18 | 4 | 0 |
| Total | 1636 | 167 | 167 | 64 | 0 | 1 | 97 | 5 | 0 |
| Iosco Township, Precinct 1 | | | | | | | | | |
| Polling | 1254 | 117 | 117 | 37 | 0 | 0 | 80 | 0 | 0 |
| Absentee | 1254 | 0 | 0 | 0 | 0 | 0 | 0 | 0 | 0 |
| Total | 1254 | 117 | 117 | 37 | 0 | 0 | 80 | 0 | 0 |
| Iosco Township, Precinct 2 | | | | | | | | | |
| Polling | 1597 | 153 | 153 | 53 | 0 | 1 | 95 | 4 | 0 |
| Absentee | 1597 | 0 | 0 | 0 | 0 | 0 | 0 | 0 | 0 |
| Total | 1597 | 153 | 153 | 53 | 0 | 1 | 95 | 4 | 0 |
| Marion Township, Precinct 1 | | | | | | | | | |
| Polling | 2119 | 157 | 157 | 40 | 0 | 0 | 115 | 2 | 0 |
| Absentee | 2119 | 50 | 50 | 34 | 0 | 0 | 11 | 5 | 0 |
| Total | 2119 | 207 | 207 | 74 | 0 | 0 | 126 | 7 | 0 |
| Marion Township, Precinct 2 | | | | | | | | | |
| Polling | 2208 | 198 | 198 | 56 | 0 | 0 | 141 | 1 | 0 |
| Absentee | 2208 | 61 | 61 | 40 | 0 | 0 | 17 | 4 | 0 |
| Total | 2208 | 259 | 259 | 96 | 0 | 0 | 158 | 5 | 0 |
| Marion Township, Precinct 3 | | | | | | | | | |
| Polling | 1493 | 102 | 101 | 47 | 0 | 0 | 54 | 0 | 0 |
| Absentee | 1493 | 56 | 56 | 33 | 0 | 0 | 18 | 5 | 0 |
| Total | 1493 | 158 | 157 | 80 | 0 | 0 | 72 | 5 | 0 |
| Marion Township, Precinct 4 | | | | | | | | | |
| Polling | 2080 | 178 | 178 | 61 | 0 | 1 | 116 | 0 | 0 |
| Absentee | 2080 | 53 | 52 | 30 | 0 | 1 | 18 | 3 | 0 |
| Total | 2080 | 231 | 230 | 91 | 0 | 2 | 134 | 3 | 0 |
| Oceola Township, Precinct 1 | | | | | | | | | |
| Polling | 2231 | 201 | 201 | 73 | 0 | 0 | 128 | 0 | 0 |
| Absentee | 2231 | 69 | 69 | 43 | 0 | 0 | 17 | 9 | 0 |
| Total | 2231 | 270 | 270 | 116 | 0 | 0 | 145 | 9 | 0 |
| Oceola Township, Precinct 2 | | | | | | | | | |
| Polling | 2332 | 231 | 231 | 85 | 0 | 0 | 145 | 1 | 0 |
| Absentee | 2332 | 84 | 84 | 43 | 0 | 1 | 34 | 6 | 0 |
| Total | 2332 | 315 | 315 | 128 | 0 | 1 | 179 | 7 | 0 |
| Oceola Township, Precinct 3 | | | | | | | | | |
| Polling | 2437 | 171 | 171 | 51 | 0 | 0 | 120 | 0 | 0 |
| Absentee | 2437 | 47 | 47 | 25 | 0 | 0 | 16 | 6 | 0 |
| Total | 2437 | 218 | 218 | 76 | 0 | 0 | 136 | 6 | 0 |
| Oceola Township, Precinct 4 | | | | | | | | | |
| Polling | 1697 | 142 | 142 | 38 | 0 | 1 | 103 | 0 | 0 |
| Absentee | 1697 | 40 | 40 | 18 | 0 | 0 | 18 | 4 | 0 |
| Total | 1697 | 182 | 182 | 56 | 0 | 1 | 121 | 4 | 0 |
| Oceola Township, Precinct 5 | | | | | | | | | |
| Polling | 876 | 69 | 69 | 23 | 0 | 0 | 46 | 0 | 0 |
| Absentee | 876 | 30 | 30 | 17 | 0 | 0 | 7 | 6 | 0 |

LIVINGSTON COUNTY BOARD OF CANVASSERS
STATEMENT OF VOTES CAST REPORT
MARCH 8, 2016
PRESIDENTIAL PRIMARY ELECTION
OFFICIAL RESULTS

Date: 03/15/16
Time: 11:43:37
Page: 28 of 28

| | U. S. President (Dem) | | | | | | | | |
|-------------------------------|-----------------------|---------------|-------------|-----------------------|--------------------------------|--------------------------|----------------------|-------------|----------------|
| | Reg. Voters | Times Counted | Total Votes | Hillary Clinton (Dem) | Roque Rocky De La Fuente (Dem) | Martin J. O'Malley (Dem) | Bernie Sanders (Dem) | Uncommitted | Write-In Votes |
| Total | 876 | 99 | 99 | 40 | 0 | 0 | 53 | 6 | 0 |
| Putnam Township, Precinct 1 | | | | | | | | | |
| Polling | 1323 | 174 | 174 | 48 | 0 | 1 | 120 | 4 | 1 |
| Absentee | 1323 | 59 | 58 | 36 | 0 | 0 | 17 | 5 | 0 |
| Total | 1323 | 233 | 232 | 84 | 0 | 1 | 137 | 9 | 1 |
| Putnam Township, Precinct 2 | | | | | | | | | |
| Polling | 1892 | 200 | 200 | 63 | 0 | 0 | 135 | 2 | 0 |
| Absentee | 1892 | 65 | 65 | 38 | 0 | 0 | 15 | 12 | 0 |
| Total | 1892 | 265 | 265 | 101 | 0 | 0 | 150 | 14 | 0 |
| Putnam Township, Precinct 3 | | | | | | | | | |
| Polling | 1583 | 194 | 194 | 54 | 0 | 1 | 138 | 1 | 0 |
| Absentee | 1583 | 43 | 42 | 22 | 0 | 0 | 19 | 1 | 0 |
| Total | 1583 | 237 | 236 | 76 | 0 | 1 | 157 | 2 | 0 |
| Putnam Township, Precinct 4 | | | | | | | | | |
| Polling | 1230 | 131 | 131 | 34 | 0 | 1 | 96 | 0 | 0 |
| Absentee | 1230 | 54 | 54 | 32 | 0 | 0 | 16 | 6 | 0 |
| Total | 1230 | 185 | 185 | 66 | 0 | 1 | 112 | 6 | 0 |
| Tyrone Township, Precinct 1 | | | | | | | | | |
| Polling | 2253 | 185 | 185 | 65 | 0 | 0 | 120 | 0 | 0 |
| Absentee | 2253 | 57 | 57 | 27 | 0 | 0 | 26 | 4 | 0 |
| Total | 2253 | 242 | 242 | 92 | 0 | 0 | 146 | 4 | 0 |
| Tyrone Township, Precinct 2 | | | | | | | | | |
| Polling | 2228 | 193 | 193 | 60 | 0 | 1 | 131 | 1 | 0 |
| Absentee | 2228 | 96 | 96 | 57 | 0 | 0 | 31 | 8 | 0 |
| Total | 2228 | 289 | 289 | 117 | 0 | 1 | 162 | 9 | 0 |
| Tyrone Township, Precinct 3 | | | | | | | | | |
| Polling | 2110 | 183 | 183 | 62 | 0 | 0 | 120 | 1 | 0 |
| Absentee | 2110 | 79 | 79 | 37 | 0 | 0 | 32 | 10 | 0 |
| Total | 2110 | 262 | 262 | 99 | 0 | 0 | 152 | 11 | 0 |
| Tyrone Township, Precinct 4 | | | | | | | | | |
| Polling | 1796 | 138 | 137 | 35 | 0 | 0 | 99 | 3 | 0 |
| Absentee | 1796 | 33 | 32 | 18 | 0 | 0 | 12 | 2 | 0 |
| Total | 1796 | 171 | 169 | 53 | 0 | 0 | 111 | 5 | 0 |
| Unadilla Township, Precinct 1 | | | | | | | | | |
| Polling | 2452 | 318 | 318 | 115 | 0 | 1 | 197 | 4 | 1 |
| Absentee | 2452 | 0 | 0 | 0 | 0 | 0 | 0 | 0 | 0 |
| Total | 2452 | 318 | 318 | 115 | 0 | 1 | 197 | 4 | 1 |
| Total | | | | | | | | | |
| Polling | 141048 | 14590 | 14583 | 5014 | 5 | 30 | 9369 | 159 | 6 |
| Absentee | 141048 | 3018 | 3008 | 1691 | 2 | 8 | 1066 | 237 | 4 |
| Total | 141048 | 17608 | 17591 | 6705 | 7 | 38 | 10435 | 396 | 10 |

Election Summary Report
Luce County, MI
2016 Presidential Primary

Date:03/08/16
Time:20:24:25
Page:1 of 1

Summary For Columbus Township, Precinct 1, All Counters, All Races

Registered Voters 173 - Cards Cast 67 38.73%

Num. Report Precinct 1 - Num. Reporting 1 100.00%

| REP President | | REP | Total | |
|---------------------|-----|-----|--------|---------|
| Number of Precincts | | | 1 | |
| Precincts Reporting | | | 1 | 100.0 % |
| Times Counted | | | 45/173 | 26.0 % |
| Total Votes | | | 44 | |
| Jeb Bush | REP | 0 | 0.00% | |
| Ben Carson | REP | 1 | 2.27% | |
| Chris Christie | REP | 0 | 0.00% | |
| Ted Cruz | REP | 5 | 11.36% | |
| Carly Fiorina | REP | 0 | 0.00% | |
| Lindsey Graham | REP | 0 | 0.00% | |
| Mike Huckabee | REP | 0 | 0.00% | |
| John R. Kasich | REP | 10 | 22.73% | |
| George Pataki | REP | 0 | 0.00% | |
| Rand Paul | REP | 0 | 0.00% | |
| Marco Rubio | REP | 3 | 6.82% | |
| Rick Santorum | REP | 0 | 0.00% | |
| Donald J. Trump | REP | 25 | 56.82% | |
| Uncommitted | | 0 | 0.00% | |
| Write-in Votes | | 0 | 0.00% | |

| DEM President | | DEM | Total | |
|---------------------|-----|-----|--------|---------|
| Number of Precincts | | | 1 | |
| Precincts Reporting | | | 1 | 100.0 % |
| Times Counted | | | 21/173 | 12.1 % |
| Total Votes | | | 21 | |
| Hillary Clinton | DEM | 8 | 38.10% | |
| Rocky De La Fuente | DEM | 0 | 0.00% | |
| Martin J. O'Malley | DEM | 0 | 0.00% | |
| Bernie Sanders | DEM | 12 | 57.14% | |
| Uncommitted | | 1 | 4.76% | |
| Write-in Votes | | 0 | 0.00% | |

| Sheriff Millage Renewal | | Total | |
|-------------------------|--|--------|---------|
| Number of Precincts | | 1 | |
| Precincts Reporting | | 1 | 100.0 % |
| Times Counted | | 67/173 | 38.7 % |
| Total Votes | | 65 | |
| YES | | 38 | 58.46% |
| NO | | 27 | 41.54% |

Election Summary Report
Luce County, MI
2016 Presidential Primary

Date:03/08/16
Time:20:24:28
Page:1 of 1

Summary For Lakefield Township, Precinct 1, All Counters, All Races

Registered Voters 927 - Cards Cast 369 39.81%

Num. Report Precinct 1 - Num. Reporting 1 100.00%

| REP President | | REP | Total | |
|---------------------|-----|-----|---------|---------|
| Number of Precincts | | | 1 | |
| Precincts Reporting | | | 1 | 100.0 % |
| Times Counted | | | 272/927 | 29.3 % |
| Total Votes | | | 269 | |
| Jeb Bush | REP | 7 | 2.60% | |
| Ben Carson | REP | 5 | 1.86% | |
| Chris Christie | REP | 0 | 0.00% | |
| Ted Cruz | REP | 95 | 35.32% | |
| Carly Fiorina | REP | 1 | 0.37% | |
| Lindsey Graham | REP | 0 | 0.00% | |
| Mike Huckabee | REP | 0 | 0.00% | |
| John R. Kasich | REP | 36 | 13.38% | |
| George Pataki | REP | 0 | 0.00% | |
| Rand Paul | REP | 0 | 0.00% | |
| Marco Rubio | REP | 14 | 5.20% | |
| Rick Santorum | REP | 0 | 0.00% | |
| Donald J. Trump | REP | 105 | 39.03% | |
| Uncommitted | | 6 | 2.23% | |
| Write-in Votes | | 0 | 0.00% | |

| DEM President | | DEM | Total | |
|---------------------|-----|-----|--------|---------|
| Number of Precincts | | | 1 | |
| Precincts Reporting | | | 1 | 100.0 % |
| Times Counted | | | 87/927 | 9.4 % |
| Total Votes | | | 87 | |
| Hillary Clinton | DEM | 43 | 49.43% | |
| Rocky De La Fuente | DEM | 0 | 0.00% | |
| Martin J. O'Malley | DEM | 0 | 0.00% | |
| Bernie Sanders | DEM | 41 | 47.13% | |
| Uncommitted | | 2 | 2.30% | |
| Write-in Votes | | 1 | 1.15% | |

| Sheriff Millage Renewal | | Total | |
|-------------------------|--|---------|---------|
| Number of Precincts | | 1 | |
| Precincts Reporting | | 1 | 100.0 % |
| Times Counted | | 369/927 | 39.8 % |
| Total Votes | | 365 | |
| YES | | 224 | 61.37% |
| NO | | 141 | 38.63% |

Election Summary Report
Luce County, MI
2016 Presidential Primary

Date:03/08/16
Time:20:24:30
Page:1 of 1

Summary For McMillan Township, Precinct 1, All Counters, All Races

Registered Voters 2027 - Cards Cast 621 30.64%

Num. Report Precinct 1 - Num. Reporting 1 100.00%

| REP President | | REP | Total | |
|---------------------|-----|-----|----------|---------|
| Number of Precincts | | | 1 | |
| Precincts Reporting | | | 1 | 100.0 % |
| Times Counted | | | 378/2027 | 18.6 % |
| Total Votes | | | 378 | |
| Jeb Bush | REP | 6 | 1.59% | |
| Ben Carson | REP | 4 | 1.06% | |
| Chris Christie | REP | 4 | 1.06% | |
| Ted Cruz | REP | 92 | 24.34% | |
| Carly Fiorina | REP | 0 | 0.00% | |
| Lindsey Graham | REP | 0 | 0.00% | |
| Mike Huckabee | REP | 1 | 0.26% | |
| John R. Kasich | REP | 60 | 15.87% | |
| George Pataki | REP | 0 | 0.00% | |
| Rand Paul | REP | 4 | 1.06% | |
| Marco Rubio | REP | 36 | 9.52% | |
| Rick Santorum | REP | 0 | 0.00% | |
| Donald J. Trump | REP | 161 | 42.59% | |
| Uncommitted | | 10 | 2.65% | |
| Write-in Votes | | 0 | 0.00% | |

| DEM President | | DEM | Total | |
|---------------------|-----|-----|----------|---------|
| Number of Precincts | | | 1 | |
| Precincts Reporting | | | 1 | 100.0 % |
| Times Counted | | | 217/2027 | 10.7 % |
| Total Votes | | | 217 | |
| Hillary Clinton | DEM | 80 | 36.87% | |
| Rocky De La Fuente | DEM | 0 | 0.00% | |
| Martin J. O'Malley | DEM | 0 | 0.00% | |
| Bernie Sanders | DEM | 132 | 60.83% | |
| Uncommitted | | 5 | 2.30% | |
| Write-in Votes | | 0 | 0.00% | |

| Sheriff Millage Renewal | | Total | |
|-------------------------|--|----------|---------|
| Number of Precincts | | 1 | |
| Precincts Reporting | | 1 | 100.0 % |
| Times Counted | | 621/2027 | 30.6 % |
| Total Votes | | 615 | |
| YES | | 404 | 65.69% |
| NO | | 211 | 34.31% |

Election Summary Report
Luce County, MI
2016 Presidential Primary

Date:03/08/16
Time:20:24:33
Page:1 of 1

Summary For Pentland Township, Precinct 1, All Counters, All Races

Registered Voters 1149 - Cards Cast 395 34.38%

Num. Report Precinct 1 - Num. Reporting 1 100.00%

| REP President | | REP | Total | |
|---------------------|-----|-----|----------|---------|
| Number of Precincts | | | 1 | |
| Precincts Reporting | | | 1 | 100.0 % |
| Times Counted | | | 241/1149 | 21.0 % |
| Total Votes | | | 241 | |
| Jeb Bush | REP | 4 | 1.66% | |
| Ben Carson | REP | 4 | 1.66% | |
| Chris Christie | REP | 1 | 0.41% | |
| Ted Cruz | REP | 50 | 20.75% | |
| Carly Fiorina | REP | 0 | 0.00% | |
| Lindsey Graham | REP | 0 | 0.00% | |
| Mike Huckabee | REP | 0 | 0.00% | |
| John R. Kasich | REP | 48 | 19.92% | |
| George Pataki | REP | 0 | 0.00% | |
| Rand Paul | REP | 1 | 0.41% | |
| Marco Rubio | REP | 13 | 5.39% | |
| Rick Santorum | REP | 0 | 0.00% | |
| Donald J. Trump | REP | 116 | 48.13% | |
| Uncommitted | | 4 | 1.66% | |
| Write-in Votes | | 0 | 0.00% | |

| DEM President | | DEM | Total | |
|---------------------|-----|-----|----------|---------|
| Number of Precincts | | | 1 | |
| Precincts Reporting | | | 1 | 100.0 % |
| Times Counted | | | 147/1149 | 12.8 % |
| Total Votes | | | 147 | |
| Hillary Clinton | DEM | 36 | 24.49% | |
| Rocky De La Fuente | DEM | 1 | 0.68% | |
| Martin J. O'Malley | DEM | 1 | 0.68% | |
| Bernie Sanders | DEM | 106 | 72.11% | |
| Uncommitted | | 3 | 2.04% | |
| Write-in Votes | | 0 | 0.00% | |

| Sheriff Millage Renewal | | Total | |
|-------------------------|--|----------|---------|
| Number of Precincts | | 1 | |
| Precincts Reporting | | 1 | 100.0 % |
| Times Counted | | 395/1149 | 34.4 % |
| Total Votes | | 390 | |
| YES | | 272 | 69.74% |
| NO | | 118 | 30.26% |

Election Summary Report
Mackinac County, MI
2016 Presidential Primary

Date:03/10/16
Time:13:04:38
Page:1 of 1

Summary For Jurisdiction Wide, All Counters, All Races

Registered Voters 9804 - Cards Cast 3166 32.29%

Num. Report Precinct 14 - Num. Reporting 14 100.00%

| REP President | REP | Total | |
|---------------------|-----------|--------|---------|
| Number of Precincts | | 14 | |
| Precincts Reporting | | 14 | 100.0 % |
| Times Counted | 1983/9804 | 20.2 % | |
| Total Votes | 1982 | | |
| Jeb Bush | REP | 8 | 0.40% |
| Ben Carson | REP | 31 | 1.56% |
| Chris Christie | REP | 3 | 0.15% |
| Ted Cruz | REP | 439 | 22.15% |
| Carly Fiorina | REP | 2 | 0.10% |
| Lindsey Graham | REP | 2 | 0.10% |
| Mike Huckabee | REP | 5 | 0.25% |
| John R. Kasich | REP | 416 | 20.99% |
| George Pataki | REP | 2 | 0.10% |
| Rand Paul | REP | 6 | 0.30% |
| Marco Rubio | REP | 172 | 8.68% |
| Rick Santorum | REP | 2 | 0.10% |
| Donald J. Trump | REP | 856 | 43.19% |
| Uncommitted | | 37 | 1.87% |
| Write-in Votes | | 1 | 0.05% |

| DEM President | DEM | Total | |
|---------------------|-----------|--------|---------|
| Number of Precincts | | 14 | |
| Precincts Reporting | | 14 | 100.0 % |
| Times Counted | 1173/9804 | 12.0 % | |
| Total Votes | 1169 | | |
| Hillary Clinton | DEM | 500 | 42.77% |
| Rocky De La Fuente | DEM | 3 | 0.26% |
| Martin J. O'Malley | DEM | 4 | 0.34% |
| Bernie Sanders | DEM | 633 | 54.15% |
| Uncommitted | | 29 | 2.48% |
| Write-in Votes | | 0 | 0.00% |

| Bois Blanc Twp Prop | Total | |
|---------------------|--------|---------|
| Number of Precincts | 1 | |
| Precincts Reporting | 1 | 100.0 % |
| Times Counted | 68/107 | 63.6 % |
| Total Votes | 67 | |
| YES | 46 | 68.66% |
| NO | 21 | 31.34% |

| Pickford Public Schools | Total | |
|-------------------------|-------|---------|
| Number of Precincts | 1 | |
| Precincts Reporting | 1 | 100.0 % |
| Times Counted | 105/0 | |
| Total Votes | 100 | |
| YES | 80 | 80.00% |
| NO | 20 | 20.00% |

Statement of Votes Cast
Mackinac County, MI
2016 Presidential Primary

Date:03/10/16
Time:13:03:14
Page:1 of 9

SOVC For Jurisdiction Wide, All Counters, All Races

| | TURN OUT | | |
|-------------------------------------|----------------|---------------|--------------|
| | Reg. Voters | Cards Cast | % Turnout |
| Jurisdiction Wide | | | |
| City of Mackinac Island, Precinct 1 | 762 | 172 | 22.57% |
| City of St. Ignace, Precinct 1 | 2124 | 568 | 26.74% |
| Bois Blanc Township, Precinct 1 | 107 | 68 | 63.55% |
| Brevort Township, Precinct 1 | 525 | 163 | 31.05% |
| Clark Township, Precinct 1 | 1818 | 646 | 35.53% |
| Garfield Township, Precinct 1 | 571 | 148 | 25.92% |
| Garfield Township, Precinct 2 | 402 | 195 | 48.51% |
| Hendricks Township, Precinct 1 | 122 | 42 | 34.43% |
| Hudson Township, Precinct 1 | 180 | 56 | 31.11% |
| Marquette Township, Precinct 1 | 429 | 172 | 40.09% |
| Moran Township, Precinct 1 | 926 | 331 | 35.75% |
| Newton Township, Precinct 1 | 355 | 126 | 35.49% |
| Portage Township, Precinct 1 | 792 | 295 | 37.25% |
| St. Ignace Township, Precinct 1 | 691 | 184 | 26.63% |
| Total | 9804 | 3166 | 32.29% |

Statement of Votes Cast
Mackinac County, MI
2016 Presidential Primary

Date:03/10/16
Time:13:03:14
Page:2 of 9

SOVC For Jurisdiction Wide, All Counters, All Races

| | REP President | | | | | | | | | | |
|-------------------------------------|---------------|---------------|-------------|----------------|-------|------------------|-------|----------------------|-------|----------------|--------|
| | Reg. Voters | Times Counted | Total Votes | Jeb Bush (REP) | | Ben Carson (REP) | | Chris Christie (REP) | | Ted Cruz (REP) | |
| Jurisdiction Wide | | | | | | | | | | | |
| City of Mackinac Island, Precinct 1 | 762 | 88 | 88 | 0 | 0.00% | 2 | 2.27% | 0 | 0.00% | 14 | 15.91% |
| City of St. Ignace, Precinct 1 | 2124 | 286 | 286 | 1 | 0.35% | 3 | 1.05% | 1 | 0.35% | 73 | 25.52% |
| Bois Blanc Township, Precinct 1 | 107 | 33 | 32 | 0 | 0.00% | 1 | 3.13% | 0 | 0.00% | 3 | 9.38% |
| Brevort Township, Precinct 1 | 525 | 107 | 107 | 0 | 0.00% | 2 | 1.87% | 0 | 0.00% | 25 | 23.36% |
| Clark Township, Precinct 1 | 1818 | 435 | 435 | 3 | 0.69% | 10 | 2.30% | 1 | 0.23% | 91 | 20.92% |
| Garfield Township, Precinct 1 | 571 | 117 | 117 | 1 | 0.85% | 0 | 0.00% | 0 | 0.00% | 22 | 18.80% |
| Garfield Township, Precinct 2 | 402 | 146 | 146 | 0 | 0.00% | 6 | 4.11% | 0 | 0.00% | 33 | 22.60% |
| Hendricks Township, Precinct 1 | 122 | 30 | 30 | 0 | 0.00% | 0 | 0.00% | 0 | 0.00% | 11 | 36.67% |
| Hudson Township, Precinct 1 | 180 | 34 | 34 | 0 | 0.00% | 0 | 0.00% | 0 | 0.00% | 10 | 29.41% |
| Marquette Township, Precinct 1 | 429 | 131 | 131 | 1 | 0.76% | 0 | 0.00% | 0 | 0.00% | 29 | 22.14% |
| Moran Township, Precinct 1 | 926 | 190 | 190 | 2 | 1.05% | 4 | 2.11% | 1 | 0.53% | 51 | 26.84% |
| Newton Township, Precinct 1 | 355 | 82 | 82 | 0 | 0.00% | 0 | 0.00% | 0 | 0.00% | 11 | 13.41% |
| Portage Township, Precinct 1 | 792 | 195 | 195 | 0 | 0.00% | 3 | 1.54% | 0 | 0.00% | 43 | 22.05% |
| St. Ignace Township, Precinct 1 | 691 | 109 | 109 | 0 | 0.00% | 0 | 0.00% | 0 | 0.00% | 23 | 21.10% |
| Total | 9804 | 1983 | 1982 | 8 | 0.40% | 31 | 1.56% | 3 | 0.15% | 439 | 22.15% |

Statement of Votes Cast
Mackinac County, MI
2016 Presidential Primary

Date:03/10/16
Time:13:03:14
Page:3 of 9

SOVC For Jurisdiction Wide, All Counters, All Races

| | REP President | | | | | | | | | |
|-------------------------------------|------------------------|-------|-------------------------|-------|------------------------|-------|-------------------------|--------|------------------------|-------|
| | Carly Fiorina (REP) | | Lindsey Graham (REP) | | Mike Huckabee (REP) | | John R. Kasich (REP) | | George Pataki (REP) | |
| Jurisdiction Wide | | | | | | | | | | |
| City of Mackinac Island, Precinct 1 | 0 | 0.00% | 0 | 0.00% | 0 | 0.00% | 26 | 29.55% | 0 | 0.00% |
| City of St. Ignace, Precinct 1 | 1 | 0.35% | 0 | 0.00% | 1 | 0.35% | 76 | 26.57% | 0 | 0.00% |
| Bois Blanc Township, Precinct 1 | 0 | 0.00% | 0 | 0.00% | 0 | 0.00% | 5 | 15.63% | 0 | 0.00% |
| Brevort Township, Precinct 1 | 0 | 0.00% | 0 | 0.00% | 0 | 0.00% | 15 | 14.02% | 1 | 0.93% |
| Clark Township, Precinct 1 | 0 | 0.00% | 0 | 0.00% | 2 | 0.46% | 102 | 23.45% | 0 | 0.00% |
| Garfield Township, Precinct 1 | 0 | 0.00% | 0 | 0.00% | 0 | 0.00% | 14 | 11.97% | 0 | 0.00% |
| Garfield Township, Precinct 2 | 1 | 0.68% | 1 | 0.68% | 1 | 0.68% | 29 | 19.86% | 0 | 0.00% |
| Hendricks Township, Precinct 1 | 0 | 0.00% | 0 | 0.00% | 0 | 0.00% | 6 | 20.00% | 0 | 0.00% |
| Hudson Township, Precinct 1 | 0 | 0.00% | 0 | 0.00% | 0 | 0.00% | 1 | 2.94% | 0 | 0.00% |
| Marquette Township, Precinct 1 | 0 | 0.00% | 1 | 0.76% | 0 | 0.00% | 27 | 20.61% | 0 | 0.00% |
| Moran Township, Precinct 1 | 0 | 0.00% | 0 | 0.00% | 0 | 0.00% | 47 | 24.74% | 1 | 0.53% |
| Newton Township, Precinct 1 | 0 | 0.00% | 0 | 0.00% | 0 | 0.00% | 8 | 9.76% | 0 | 0.00% |
| Portage Township, Precinct 1 | 0 | 0.00% | 0 | 0.00% | 1 | 0.51% | 34 | 17.44% | 0 | 0.00% |
| St. Ignace Township, Precinct 1 | 0 | 0.00% | 0 | 0.00% | 0 | 0.00% | 26 | 23.85% | 0 | 0.00% |
| Total | 2 | 0.10% | 2 | 0.10% | 5 | 0.25% | 416 | 20.99% | 2 | 0.10% |

Statement of Votes Cast
Mackinac County, MI
2016 Presidential Primary

Date:03/10/16
Time:13:03:14
Page:4 of 9

SOVC For Jurisdiction Wide, All Counters, All Races

| | REP President | | | | | | | | | |
|-------------------------------------|-----------------|-------|-------------------|--------|---------------------|-------|-----------------------|--------|-------------|-------|
| | Rand Paul (REP) | | Marco Rubio (REP) | | Rick Santorum (REP) | | Donald J. Trump (REP) | | Uncommitted | |
| Jurisdiction Wide | | | | | | | | | | |
| City of Mackinac Island, Precinct 1 | 0 | 0.00% | 11 | 12.50% | 0 | 0.00% | 33 | 37.50% | 1 | 1.14% |
| City of St. Ignace, Precinct 1 | 0 | 0.00% | 23 | 8.04% | 0 | 0.00% | 103 | 36.01% | 4 | 1.40% |
| Bois Blanc Township, Precinct 1 | 0 | 0.00% | 4 | 12.50% | 0 | 0.00% | 16 | 50.00% | 3 | 9.38% |
| Brevort Township, Precinct 1 | 0 | 0.00% | 6 | 5.61% | 0 | 0.00% | 58 | 54.21% | 0 | 0.00% |
| Clark Township, Precinct 1 | 2 | 0.46% | 49 | 11.26% | 1 | 0.23% | 171 | 39.31% | 3 | 0.69% |
| Garfield Township, Precinct 1 | 1 | 0.85% | 6 | 5.13% | 0 | 0.00% | 70 | 59.83% | 3 | 2.56% |
| Garfield Township, Precinct 2 | 0 | 0.00% | 18 | 12.33% | 0 | 0.00% | 54 | 36.99% | 3 | 2.05% |
| Hendricks Township, Precinct 1 | 0 | 0.00% | 1 | 3.33% | 0 | 0.00% | 11 | 36.67% | 1 | 3.33% |
| Hudson Township, Precinct 1 | 0 | 0.00% | 0 | 0.00% | 0 | 0.00% | 21 | 61.76% | 2 | 5.88% |
| Marquette Township, Precinct 1 | 2 | 1.53% | 11 | 8.40% | 1 | 0.76% | 55 | 41.98% | 4 | 3.05% |
| Moran Township, Precinct 1 | 0 | 0.00% | 15 | 7.89% | 0 | 0.00% | 65 | 34.21% | 4 | 2.11% |
| Newton Township, Precinct 1 | 0 | 0.00% | 11 | 13.41% | 0 | 0.00% | 50 | 60.98% | 2 | 2.44% |
| Portage Township, Precinct 1 | 0 | 0.00% | 14 | 7.18% | 0 | 0.00% | 95 | 48.72% | 5 | 2.56% |
| St. Ignace Township, Precinct 1 | 1 | 0.92% | 3 | 2.75% | 0 | 0.00% | 54 | 49.54% | 2 | 1.83% |
| Total | 6 | 0.30% | 172 | 8.68% | 2 | 0.10% | 856 | 43.19% | 37 | 1.87% |

Statement of Votes Cast
Mackinac County, MI
2016 Presidential Primary

Date:03/10/16
Time:13:03:14
Page:5 of 9

SOVC For Jurisdiction Wide, All Counters, All Races

| | REP President | |
|-------------------------------------|----------------|-------|
| | Write-In Votes | |
| Jurisdiction Wide | | |
| City of Mackinac Island, Precinct 1 | 1 | 1.14% |
| City of St Ignace, Precinct 1 | 0 | 0.00% |
| Bois Blanc Township, Precinct 1 | 0 | 0.00% |
| Brevort Township, Precinct 1 | 0 | 0.00% |
| Clark Township, Precinct 1 | 0 | 0.00% |
| Garfield Township, Precinct 1 | 0 | 0.00% |
| Garfield Township, Precinct 2 | 0 | 0.00% |
| Hendricks Township, Precinct 1 | 0 | 0.00% |
| Hudson Township, Precinct 1 | 0 | 0.00% |
| Marquette Township, Precinct 1 | 0 | 0.00% |
| Moran Township, Precinct 1 | 0 | 0.00% |
| Newton Township, Precinct 1 | 0 | 0.00% |
| Portage Township, Precinct 1 | 0 | 0.00% |
| St Ignace Township, Precinct 1 | 0 | 0.00% |
| Total | 1 | 0.05% |

Statement of Votes Cast
Mackinac County, MI
2016 Presidential Primary

Date:03/10/16
Time:13:03:14
Page:6 of 9

SOVC For Jurisdiction Wide, All Counters, All Races

| | DEM President | | | | | | | | | | |
|-------------------------------------|----------------|------------------|----------------|--------------------------|--------|-----------------------------|-------|-----------------------------|-------|-------------------------|--------|
| | Reg. Voters | Times Counted | Total Votes | Hillary Clinton (DEM) | | Rocky De La Fuente (DEM) | | Martin J. O'Malley (DEM) | | Bernie Sanders (DEM) | |
| Jurisdiction Wide | | | | | | | | | | | |
| City of Mackinac Island, Precinct 1 | 762 | 84 | 84 | 41 | 48.81% | 0 | 0.00% | 0 | 0.00% | 42 | 50.00% |
| City of St. Ignace, Precinct 1 | 2124 | 282 | 282 | 108 | 38.30% | 0 | 0.00% | 1 | 0.35% | 169 | 59.93% |
| Bois Blanc Township, Precinct 1 | 107 | 28 | 27 | 13 | 48.15% | 0 | 0.00% | 0 | 0.00% | 11 | 40.74% |
| Brevort Township, Precinct 1 | 525 | 56 | 56 | 22 | 39.29% | 0 | 0.00% | 0 | 0.00% | 34 | 60.71% |
| Clark Township, Precinct 1 | 1818 | 211 | 211 | 91 | 43.13% | 2 | 0.95% | 0 | 0.00% | 113 | 53.55% |
| Garfield Township, Precinct 1 | 571 | 31 | 30 | 16 | 53.33% | 0 | 0.00% | 0 | 0.00% | 13 | 43.33% |
| Garfield Township, Precinct 2 | 402 | 49 | 49 | 18 | 36.73% | 0 | 0.00% | 0 | 0.00% | 29 | 59.18% |
| Hendricks Township, Precinct 1 | 122 | 12 | 12 | 7 | 58.33% | 0 | 0.00% | 0 | 0.00% | 3 | 25.00% |
| Hudson Township, Precinct 1 | 180 | 22 | 22 | 13 | 59.09% | 0 | 0.00% | 0 | 0.00% | 9 | 40.91% |
| Marquette Township, Precinct 1 | 429 | 38 | 38 | 16 | 42.11% | 0 | 0.00% | 0 | 0.00% | 21 | 55.26% |
| Moran Township, Precinct 1 | 926 | 141 | 141 | 64 | 45.39% | 0 | 0.00% | 1 | 0.71% | 73 | 51.77% |
| Newton Township, Precinct 1 | 355 | 44 | 43 | 25 | 58.14% | 0 | 0.00% | 0 | 0.00% | 15 | 34.88% |
| Portage Township, Precinct 1 | 792 | 100 | 99 | 42 | 42.42% | 1 | 1.01% | 2 | 2.02% | 51 | 51.52% |
| St. Ignace Township, Precinct 1 | 691 | 75 | 75 | 24 | 32.00% | 0 | 0.00% | 0 | 0.00% | 50 | 66.67% |
| Total | 9804 | 1173 | 1169 | 500 | 42.77% | 3 | 0.26% | 4 | 0.34% | 633 | 54.15% |

Statement of Votes Cast
Mackinac County, MI
2016 Presidential Primary

Date: 03/10/16
Time: 13:03:14
Page: 7 of 9

SOVC For Jurisdiction Wide, All Counters, All Races

| | DEM President | | | | Bois Blanc Twp Prop | | | | | | |
|-------------------------------------|---------------|--------|----------------|-------|---------------------|---------------|-------------|-----|--------|----|--------|
| | Uncommitted | | Write-In Votes | | Reg. Voters | Times Counted | Total Votes | YES | | NO | |
| Jurisdiction Wide | | | | | | | | | | | |
| City of Mackinac Island, Precinct 1 | 1 | 1.19% | 0 | 0.00% | - | - | - | - | - | - | - |
| City of St. Ignace, Precinct 1 | 4 | 1.42% | 0 | 0.00% | - | - | - | - | - | - | - |
| Bois Blanc Township, Precinct 1 | 3 | 11.11% | 0 | 0.00% | 107 | 68 | 67 | 46 | 68.66% | 21 | 31.34% |
| Brevort Township, Precinct 1 | 0 | 0.00% | 0 | 0.00% | - | - | - | - | - | - | - |
| Clark Township, Precinct 1 | 5 | 2.37% | 0 | 0.00% | - | - | - | - | - | - | - |
| Garfield Township, Precinct 1 | 1 | 3.33% | 0 | 0.00% | - | - | - | - | - | - | - |
| Garfield Township, Precinct 2 | 2 | 4.08% | 0 | 0.00% | - | - | - | - | - | - | - |
| Hendricks Township, Precinct 1 | 2 | 16.67% | 0 | 0.00% | - | - | - | - | - | - | - |
| Hudson Township, Precinct 1 | 0 | 0.00% | 0 | 0.00% | - | - | - | - | - | - | - |
| Marquette Township, Precinct 1 | 1 | 2.63% | 0 | 0.00% | - | - | - | - | - | - | - |
| Moran Township, Precinct 1 | 3 | 2.13% | 0 | 0.00% | - | - | - | - | - | - | - |
| Newton Township, Precinct 1 | 3 | 6.98% | 0 | 0.00% | - | - | - | - | - | - | - |
| Portage Township, Precinct 1 | 3 | 3.03% | 0 | 0.00% | - | - | - | - | - | - | - |
| St. Ignace Township, Precinct 1 | 1 | 1.33% | 0 | 0.00% | - | - | - | - | - | - | - |
| Total | 29 | 2.48% | 0 | 0.00% | 107 | 68 | 67 | 46 | 68.66% | 21 | 31.34% |

Statement of Votes Cast
Mackinac County, MI
2016 Presidential Primary

Date:03/10/16
Time:13:03:14
Page:8 of 9

SOVC For Jurisdiction Wide, All Counters, All Races

| | Pickford Public Schools | | | | | | |
|-------------------------------------|-------------------------|------------------|----------------|-----|--------|----|--------|
| | Reg. Voters | Times Counted | Total Votes | YES | | NO | |
| Jurisdiction Wide | | | | | | | |
| City of Mackinac Island, Precinct 1 | - | - | - | - | - | - | - |
| City of St. Ignace, Precinct 1 | - | - | - | - | - | - | - |
| Bois Blanc Township, Precinct 1 | - | - | - | - | - | - | - |
| Brevort Township, Precinct 1 | - | - | - | - | - | - | - |
| Clark Township, Precinct 1 | - | - | - | - | - | - | - |
| Garfield Township, Precinct 1 | - | - | - | - | - | - | - |
| Garfield Township, Precinct 2 | - | - | - | - | - | - | - |
| Hendricks Township, Precinct 1 | - | - | - | - | - | - | - |
| Hudson Township, Precinct 1 | - | - | - | - | - | - | - |
| Marquette Township, Precinct 1 | 0 | 105 | 100 | 80 | 80.00% | 20 | 20.00% |
| Moran Township, Precinct 1 | - | - | - | - | - | - | - |
| Newton Township, Precinct 1 | - | - | - | - | - | - | - |
| Portage Township, Precinct 1 | - | - | - | - | - | - | - |
| St. Ignace Township, Precinct 1 | - | - | - | - | - | - | - |
| Total | 0 | 105 | 100 | 80 | 80.00% | 20 | 20.00% |

Statement of Votes Cast
Mackinac County, MI
2016 Presidential Primary
SOVC For Jurisdiction Wide, All Counters, All Races

Date:03/10/16
Time:13:03:14
Page:9 of 9

THE WHOLE NUMBER OF VOTES GIVEN: REP President
WAS 1982 (OF WHICH)

| | | |
|-----------------------|----------|-----|
| Jeb Bush (REP) | RECEIVED | 8 |
| Ben Carson (REP) | RECEIVED | 31 |
| Chris Christie (REP) | RECEIVED | 3 |
| Ted Cruz (REP) | RECEIVED | 439 |
| Carly Fiorina (REP) | RECEIVED | 2 |
| Lindsey Graham (REP) | RECEIVED | 2 |
| Mike Huckabee (REP) | RECEIVED | 5 |
| John R. Kasich (REP) | RECEIVED | 416 |
| George Pataki (REP) | RECEIVED | 2 |
| Rand Paul (REP) | RECEIVED | 6 |
| Marco Rubio (REP) | RECEIVED | 172 |
| Rick Santorum (REP) | RECEIVED | 2 |
| Donald J. Trump (REP) | RECEIVED | 856 |
| Uncommitted | RECEIVED | 37 |
| Write-In Votes | RECEIVED | 1 |

THE WHOLE NUMBER OF VOTES GIVEN: DEM President
WAS 1169 (OF WHICH)

| | | |
|--------------------------|----------|-----|
| Hillary Clinton (DEM) | RECEIVED | 500 |
| Rocky De La Fuente (DEM) | RECEIVED | 3 |
| Martin J. O'Malley (DEM) | RECEIVED | 4 |
| Bernie Sanders (DEM) | RECEIVED | 633 |
| Uncommitted | RECEIVED | 29 |
| Write-In Votes | RECEIVED | 0 |

THE WHOLE NUMBER OF VOTES GIVEN: Bois Blanc Twp Prop
WAS 67 (OF WHICH)

| | | |
|-----|----------|----|
| YES | RECEIVED | 46 |
| NO | RECEIVED | 21 |

THE WHOLE NUMBER OF VOTES GIVEN: Pickford Public Schools
WAS 100 (OF WHICH)

| | | |
|-----|----------|----|
| YES | RECEIVED | 80 |
| NO | RECEIVED | 20 |

President of the United States - Democratic Party

March 8, 2016 Election

| | POLL BOOK TOTALS | Bernie Sanders (DEM) | | | Hillary Clinton (DEM) | | | Martin J. O'Malley (DEM) | | | Roque Rocky De La Fuente (DEM) | | | Uncommitted (DEM) | | |
|-----------------------|------------------|----------------------|-------|-------|-----------------------|-------|-------|--------------------------|-------|----|--------------------------------|-------|----|-------------------|-------|-----|
| | AV | Elec Day | TOTAL | AV | Elec Day | TOTAL | AV | Elec Day | TOTAL | AV | Elec Day | TOTAL | AV | Elec Day | TOTAL | |
| ARMADA TOWNSHIP | | | | | | | | | | | | | | | | |
| 1 | 1,004 | 25 | 136 | 161 | 53 | 84 | 137 | 2 | 0 | 2 | 1 | 0 | 1 | 9 | 1 | 10 |
| 2 | 658 | 17 | 96 | 113 | 35 | 32 | 67 | 3 | 0 | 3 | 0 | 0 | 0 | 11 | 0 | 11 |
| TOTALS | 1,662 | 42 | 232 | 274 | 88 | 116 | 204 | 5 | 0 | 5 | 1 | 0 | 1 | 20 | 1 | 21 |
| BRUCE TOWNSHIP | | | | | | | | | | | | | | | | |
| 1 | 582 | 13 | 114 | 127 | 25 | 68 | 93 | 0 | 1 | 1 | 0 | 0 | 0 | 2 | 4 | 6 |
| 2 | 1,048 | 32 | 97 | 129 | 34 | 68 | 102 | 0 | 0 | 0 | 0 | 0 | 0 | 7 | 0 | 7 |
| 3 | 556 | 17 | 82 | 99 | 23 | 45 | 68 | 1 | 0 | 1 | 0 | 0 | 0 | 9 | 2 | 11 |
| 4 | 700 | 10 | 95 | 105 | 28 | 41 | 69 | 0 | 0 | 0 | 0 | 0 | 0 | 6 | 1 | 7 |
| TOTALS | 2,886 | 72 | 388 | 460 | 110 | 222 | 332 | 1 | 1 | 2 | 0 | 0 | 0 | 24 | 7 | 31 |
| CENTER LINE | | | | | | | | | | | | | | | | |
| 1 | 495 | 11 | 123 | 134 | 30 | 84 | 114 | 0 | 1 | 1 | 0 | 0 | 0 | 3 | 1 | 4 |
| 2 | 343 | 19 | 67 | 86 | 44 | 71 | 115 | 2 | 0 | 2 | 0 | 0 | 0 | 12 | 3 | 15 |
| 3 | 564 | 22 | 156 | 178 | 34 | 150 | 184 | 0 | 1 | 1 | 0 | 0 | 0 | 5 | 4 | 9 |
| 4 | 290 | 13 | 65 | 78 | 11 | 65 | 76 | 0 | 1 | 1 | 0 | 0 | 0 | 1 | 3 | 4 |
| 5 | 294 | 12 | 80 | 92 | 23 | 62 | 85 | 0 | 0 | 0 | 0 | 0 | 0 | 2 | 2 | 4 |
| TOTALS | 1,986 | 77 | 491 | 568 | 142 | 432 | 574 | 2 | 3 | 5 | 0 | 0 | 0 | 23 | 13 | 36 |
| CHESTERFIELD TOWNSHIP | | | | | | | | | | | | | | | | |
| 1 | 747 | N/A | 133 | 133 | N/A | 140 | 140 | N/A | 1 | 1 | N/A | 0 | 0 | N/A | 19 | 19 |
| 2 | 717 | N/A | 151 | 151 | N/A | 95 | 95 | N/A | 0 | 0 | N/A | 1 | 1 | N/A | 8 | 8 |
| 3 | 957 | N/A | 180 | 180 | N/A | 170 | 170 | N/A | 3 | 3 | N/A | 0 | 0 | N/A | 14 | 14 |
| 4 | 884 | N/A | 159 | 159 | N/A | 131 | 131 | N/A | 1 | 1 | N/A | 1 | 1 | N/A | 14 | 14 |
| 5 | 739 | N/A | 143 | 143 | N/A | 124 | 124 | N/A | 0 | 0 | N/A | 0 | 0 | N/A | 15 | 15 |
| 6 | 829 | N/A | 195 | 195 | N/A | 162 | 162 | N/A | 0 | 0 | N/A | 0 | 0 | N/A | 8 | 8 |
| 7 | 768 | N/A | 152 | 152 | N/A | 108 | 108 | N/A | 0 | 0 | N/A | 0 | 0 | N/A | 6 | 6 |
| 8 | 883 | N/A | 153 | 153 | N/A | 127 | 127 | N/A | 2 | 2 | N/A | 0 | 0 | N/A | 17 | 17 |
| 9 | 759 | N/A | 142 | 142 | N/A | 136 | 136 | N/A | 1 | 1 | N/A | 0 | 0 | N/A | 11 | 11 |
| 10 | 931 | N/A | 114 | 114 | N/A | 114 | 114 | N/A | 3 | 3 | N/A | 0 | 0 | N/A | 22 | 22 |
| 11 | 964 | N/A | 197 | 197 | N/A | 176 | 176 | N/A | 1 | 1 | N/A | 0 | 0 | N/A | 17 | 17 |
| 12 | 628 | N/A | 143 | 143 | N/A | 141 | 141 | N/A | 2 | 2 | N/A | 0 | 0 | N/A | 4 | 4 |
| 13 | 1,061 | N/A | 185 | 185 | N/A | 219 | 219 | N/A | 1 | 1 | N/A | 0 | 0 | N/A | 22 | 22 |
| 14 | 977 | N/A | 166 | 166 | N/A | 160 | 160 | N/A | 2 | 2 | N/A | 0 | 0 | N/A | 10 | 10 |
| TOTALS | 11,844 | N/A | 2,213 | 2,213 | N/A | 2,003 | 2,003 | N/A | 17 | 17 | N/A | 2 | 2 | N/A | 187 | 187 |
| CLINTON TOWNSHIP | | | | | | | | | | | | | | | | |
| 1 | 603 | 29 | 111 | 140 | 54 | 73 | 127 | 1 | 0 | 1 | 0 | 1 | 1 | 11 | 0 | 11 |
| 2 | 232 | 8 | 44 | 52 | 15 | 30 | 45 | 0 | 0 | 0 | 0 | 0 | 0 | 1 | 2 | 3 |
| 3 | 587 | 15 | 150 | 165 | 37 | 120 | 157 | 1 | 0 | 1 | 0 | 1 | 1 | 9 | 2 | 11 |
| 4 | 146 | 4 | 18 | 22 | 13 | 28 | 41 | 0 | 0 | 0 | 0 | 0 | 0 | 4 | 1 | 5 |
| 5 | 494 | 4 | 143 | 147 | 29 | 270 | 299 | 0 | 0 | 0 | 0 | 0 | 0 | 1 | 3 | 4 |
| 6 | 656 | 10 | 127 | 137 | 51 | 177 | 228 | 0 | 2 | 2 | 0 | 0 | 0 | 14 | 2 | 16 |

President of the United States - Democratic Party March 8, 2016 Election

| POLL BOOK TOTALS | | Bernie Sanders (DEM) | | | Hillary Clinton (DEM) | | | Martin J. O'Malley (DEM) | | | Roque Rocky De La Fuente (DEM) | | | Uncommitted (DEM) | | |
|---------------------------|-------|----------------------|----------|-------|-----------------------|----------|-------|--------------------------|----------|-------|--------------------------------|----------|-------|-------------------|----------|-------|
| | | AV | Elec Day | TOTAL | AV | Elec Day | TOTAL | AV | Elec Day | TOTAL | AV | Elec Day | TOTAL | AV | Elec Day | TOTAL |
| CLINTON TOWNSHIP (cont'd) | | | | | | | | | | | | | | | | |
| 7 | 296 | 13 | 69 | 82 | 18 | 44 | 62 | 0 | 0 | 0 | 0 | 0 | 0 | 6 | 3 | 9 |
| 8 | 544 | 10 | 124 | 134 | 35 | 88 | 123 | 0 | 1 | 1 | 0 | 0 | 0 | 8 | 1 | 9 |
| 9 | 356 | 15 | 63 | 78 | 24 | 63 | 87 | 1 | 1 | 2 | 0 | 0 | 0 | 2 | 1 | 3 |
| 10 | 536 | 15 | 76 | 91 | 36 | 49 | 85 | 0 | 0 | 0 | 0 | 0 | 0 | 9 | 1 | 10 |
| 11 | 597 | 10 | 169 | 179 | 27 | 154 | 181 | 0 | 1 | 1 | 0 | 0 | 0 | 5 | 4 | 9 |
| 12 | 321 | 7 | 75 | 82 | 23 | 57 | 80 | 2 | 0 | 2 | 0 | 0 | 0 | 1 | 0 | 1 |
| 13 | 627 | 10 | 174 | 184 | 21 | 137 | 158 | 0 | 1 | 1 | 0 | 0 | 0 | 6 | 1 | 7 |
| 14 | 239 | 7 | 45 | 52 | 15 | 21 | 36 | 0 | 0 | 0 | 0 | 0 | 0 | 7 | 1 | 8 |
| 15 | 499 | 9 | 89 | 98 | 35 | 90 | 125 | 0 | 0 | 0 | 0 | 0 | 0 | 9 | 3 | 12 |
| 16 | 632 | 22 | 96 | 118 | 53 | 90 | 143 | 1 | 0 | 1 | 0 | 0 | 0 | 5 | 2 | 7 |
| 17 | 477 | 16 | 99 | 115 | 30 | 63 | 93 | 0 | 0 | 0 | 0 | 0 | 0 | 4 | 2 | 6 |
| 18 | 511 | 10 | 74 | 84 | 44 | 57 | 101 | 2 | 1 | 3 | 0 | 1 | 1 | 7 | 2 | 9 |
| 19 | 624 | 34 | 51 | 85 | 59 | 44 | 103 | 1 | 0 | 1 | 0 | 0 | 0 | 19 | 2 | 21 |
| 20 | 127 | 0 | 42 | 42 | 4 | 50 | 54 | 0 | 0 | 0 | 0 | 0 | 0 | 1 | 0 | 1 |
| 21 | 336 | 14 | 54 | 68 | 47 | 66 | 113 | 0 | 0 | 0 | 0 | 0 | 0 | 5 | 0 | 5 |
| 22 | 681 | 23 | 170 | 193 | 56 | 187 | 243 | 1 | 1 | 2 | 0 | 0 | 0 | 12 | 3 | 15 |
| 23 | 848 | 27 | 127 | 154 | 61 | 108 | 169 | 0 | 1 | 1 | 0 | 0 | 0 | 13 | 2 | 15 |
| 24 | 517 | 18 | 88 | 106 | 40 | 57 | 97 | 1 | 0 | 1 | 0 | 0 | 0 | 10 | 0 | 10 |
| 25 | 491 | 16 | 90 | 106 | 29 | 99 | 128 | 0 | 0 | 0 | 0 | 0 | 0 | 8 | 2 | 10 |
| 26 | 691 | 15 | 103 | 118 | 51 | 104 | 155 | 0 | 0 | 0 | 0 | 0 | 0 | 11 | 2 | 13 |
| 27 | 581 | 14 | 66 | 80 | 56 | 65 | 121 | 0 | 0 | 0 | 0 | 0 | 0 | 14 | 2 | 16 |
| 28 | 508 | 14 | 129 | 143 | 39 | 185 | 224 | 0 | 2 | 2 | 0 | 0 | 0 | 4 | 1 | 5 |
| 29 | 802 | 28 | 113 | 141 | 50 | 85 | 135 | 0 | 0 | 0 | 0 | 0 | 0 | 3 | 3 | 6 |
| 30 | 559 | 14 | 114 | 128 | 31 | 115 | 146 | 0 | 0 | 0 | 0 | 1 | 1 | 4 | 2 | 6 |
| 31 | 649 | 19 | 161 | 180 | 26 | 117 | 143 | 2 | 0 | 2 | 0 | 0 | 0 | 11 | 4 | 15 |
| 32 | 458 | 8 | 64 | 72 | 38 | 48 | 86 | 0 | 0 | 0 | 0 | 0 | 0 | 9 | 2 | 11 |
| 33 | 835 | 25 | 158 | 183 | 74 | 136 | 210 | 0 | 0 | 0 | 0 | 0 | 0 | 12 | 2 | 14 |
| 34 | 510 | 4 | 153 | 157 | 30 | 159 | 189 | 0 | 0 | 0 | 0 | 0 | 0 | 0 | 1 | 1 |
| 35 | 1,033 | 43 | 116 | 159 | 123 | 97 | 220 | 0 | 2 | 2 | 0 | 0 | 0 | 25 | 1 | 26 |
| 36 | 644 | 8 | 129 | 137 | 51 | 103 | 154 | 0 | 1 | 1 | 0 | 0 | 0 | 8 | 2 | 10 |
| 37 | 877 | 47 | 124 | 171 | 97 | 107 | 204 | 1 | 0 | 1 | 0 | 0 | 0 | 19 | 1 | 20 |
| 38 | 548 | 18 | 71 | 89 | 17 | 53 | 70 | 0 | 1 | 1 | 0 | 0 | 0 | 4 | 1 | 5 |
| 39 | 539 | 21 | 67 | 88 | 54 | 61 | 115 | 1 | 0 | 1 | 0 | 0 | 0 | 15 | 1 | 16 |
| 40 | 735 | 16 | 119 | 135 | 50 | 99 | 149 | 1 | 1 | 2 | 0 | 0 | 0 | 4 | 3 | 7 |
| 41 | 611 | 24 | 87 | 111 | 59 | 67 | 126 | 0 | 0 | 0 | 0 | 0 | 0 | 10 | 0 | 10 |
| 42 | 691 | 15 | 152 | 167 | 67 | 144 | 211 | 0 | 0 | 0 | 0 | 0 | 0 | 7 | 2 | 9 |
| 43 | 337 | 5 | 49 | 54 | 20 | 29 | 49 | 0 | 0 | 0 | 0 | 0 | 0 | 7 | 2 | 9 |
| 44 | 985 | 40 | 123 | 163 | 82 | 89 | 171 | 0 | 0 | 0 | 0 | 0 | 0 | 18 | 3 | 21 |
| 45 | 630 | 16 | 78 | 94 | 32 | 61 | 93 | 0 | 0 | 0 | 0 | 0 | 0 | 3 | 0 | 3 |

President of the United States - Democratic Party March 8, 2016 Election

| | POLL BOOK TOTALS | Bernie Sanders (DEM) | | | Hillary Clinton (DEM) | | | Martin J. O'Malley (DEM) | | | Roque Rocky De La Fuente (DEM) | | | Uncommitted (DEM) | | |
|---------------------------|------------------|----------------------|-------|-------|-----------------------|-------|-------|--------------------------|-------|----|--------------------------------|-------|----|-------------------|-------|-----|
| | AV | Elec Day | TOTAL | AV | Elec Day | TOTAL | AV | Elec Day | TOTAL | AV | Elec Day | TOTAL | AV | Elec Day | TOTAL | |
| CLINTON TOWNSHIP (cont'd) | | | | | | | | | | | | | | | | |
| 46 | 930 | 33 | 91 | 124 | 100 | 148 | 248 | 0 | 0 | 0 | 0 | 0 | 0 | 19 | 1 | 20 |
| TOTALS | 26,130 | 773 | 4,635 | 5,408 | 2,003 | 4,294 | 6,297 | 16 | 16 | 32 | 0 | 4 | 4 | 384 | 76 | 460 |
| EASTPOINTE | | | | | | | | | | | | | | | | |
| 1 | 555 | 13 | 192 | 205 | 27 | 176 | 203 | 0 | 0 | 0 | 0 | 0 | 0 | 9 | 1 | 10 |
| 2 | 699 | 18 | 187 | 205 | 44 | 217 | 261 | 2 | 0 | 2 | 0 | 0 | 0 | 4 | 3 | 7 |
| 3 | 661 | 8 | 185 | 193 | 28 | 181 | 209 | 0 | 2 | 2 | 0 | 0 | 0 | 5 | 1 | 6 |
| 4 | 616 | 13 | 173 | 186 | 32 | 165 | 197 | 0 | 2 | 2 | 0 | 0 | 0 | 6 | 3 | 9 |
| 5 | 619 | 13 | 186 | 199 | 22 | 169 | 191 | 2 | 1 | 3 | 0 | 0 | 0 | 6 | 6 | 12 |
| 6 | 661 | 9 | 192 | 201 | 37 | 248 | 285 | 0 | 0 | 0 | 0 | 0 | 0 | 4 | 1 | 5 |
| 7 | 756 | 13 | 188 | 201 | 52 | 389 | 441 | 1 | 2 | 3 | 0 | 0 | 0 | 8 | 1 | 9 |
| 8 | 631 | 5 | 161 | 166 | 52 | 309 | 361 | 0 | 0 | 0 | 0 | 0 | 0 | 6 | 4 | 10 |
| 9 | 718 | 14 | 192 | 206 | 43 | 283 | 326 | 0 | 0 | 0 | 0 | 0 | 0 | 3 | 3 | 6 |
| 10 | 530 | 10 | 151 | 161 | 44 | 172 | 216 | 1 | 0 | 1 | 1 | 0 | 1 | 3 | 1 | 4 |
| 11 | 856 | 17 | 191 | 208 | 50 | 276 | 326 | 0 | 1 | 1 | 0 | 1 | 1 | 10 | 2 | 12 |
| 12 | 910 | 27 | 206 | 233 | 67 | 348 | 415 | 0 | 3 | 3 | 0 | 0 | 0 | 7 | 4 | 11 |
| TOTALS | 8,212 | 160 | 2,204 | 2,364 | 498 | 2,933 | 3,431 | 6 | 11 | 17 | 1 | 1 | 2 | 71 | 30 | 101 |
| FRASER | | | | | | | | | | | | | | | | |
| 1 | 490 | 11 | 117 | 128 | 30 | 64 | 94 | 0 | 0 | 0 | 0 | 0 | 0 | 5 | 2 | 7 |
| 2 | 710 | 15 | 120 | 135 | 33 | 72 | 105 | 3 | 0 | 3 | 2 | 0 | 2 | 9 | 1 | 10 |
| 3 | 890 | 36 | 201 | 237 | 64 | 128 | 192 | 0 | 0 | 0 | 0 | 0 | 0 | 22 | 1 | 23 |
| 4 | 629 | 10 | 145 | 155 | 40 | 83 | 123 | 0 | 1 | 1 | 0 | 0 | 0 | 6 | 3 | 9 |
| 5 | 207 | 3 | 42 | 45 | 12 | 31 | 43 | 0 | 1 | 1 | 0 | 1 | 1 | 8 | 0 | 8 |
| 6 | 802 | 22 | 96 | 118 | 41 | 91 | 132 | 1 | 0 | 1 | 0 | 0 | 0 | 7 | 2 | 9 |
| 7 | 423 | 13 | 117 | 130 | 23 | 61 | 84 | 1 | 0 | 1 | 0 | 0 | 0 | 8 | 1 | 9 |
| TOTALS | 4,151 | 110 | 838 | 948 | 243 | 530 | 773 | 5 | 2 | 7 | 2 | 1 | 3 | 65 | 10 | 75 |
| HARRISON TOWNSHIP | | | | | | | | | | | | | | | | |
| 1 | 732 | 15 | 156 | 171 | 30 | 122 | 152 | 0 | 2 | 2 | 0 | 0 | 0 | 3 | 3 | 6 |
| 2 | 764 | 21 | 118 | 139 | 58 | 145 | 203 | 0 | 0 | 0 | 0 | 0 | 0 | 4 | 6 | 10 |
| 3 | 568 | 15 | 102 | 117 | 34 | 53 | 87 | 0 | 0 | 0 | 0 | 0 | 0 | 1 | 0 | 1 |
| 4 | 1,110 | 35 | 186 | 221 | 43 | 140 | 183 | 1 | 1 | 2 | 0 | 1 | 1 | 5 | 6 | 11 |
| 5 | 875 | 18 | 91 | 109 | 32 | 53 | 85 | 0 | 0 | 0 | 0 | 0 | 0 | 13 | 4 | 17 |
| 6 | 1,026 | 30 | 186 | 216 | 46 | 131 | 177 | 0 | 0 | 0 | 0 | 0 | 0 | 14 | 3 | 17 |
| 7 | 945 | 30 | 159 | 189 | 49 | 71 | 120 | 0 | 1 | 1 | 0 | 0 | 0 | 10 | 4 | 14 |
| 8 | 588 | 18 | 142 | 160 | 46 | 120 | 166 | 0 | 0 | 0 | 1 | 0 | 1 | 10 | 3 | 13 |
| 9 | 766 | 20 | 68 | 88 | 42 | 64 | 106 | 0 | 1 | 1 | 0 | 1 | 1 | 7 | 1 | 8 |
| 10 | 567 | 11 | 83 | 94 | 32 | 60 | 92 | 1 | 0 | 1 | 0 | 0 | 0 | 3 | 1 | 4 |
| TOTALS | 7,941 | 213 | 1,291 | 1,504 | 412 | 959 | 1,371 | 2 | 5 | 7 | 1 | 2 | 3 | 70 | 31 | 101 |
| LENOX TOWNSHIP | | | | | | | | | | | | | | | | |
| 1 | 510 | N/A | 76 | 76 | N/A | 58 | 58 | N/A | 0 | 0 | N/A | 0 | 0 | N/A | 4 | 4 |

President of the United States - Democratic Party
March 8, 2016 Election

| | POLL BOOK TOTALS | Bernie Sanders (DEM) | | | Hillary Clinton (DEM) | | | Martin J. O'Malley (DEM) | | | Roque Rocky De La Fuente (DEM) | | | Uncommitted (DEM) | | |
|-------------------------|------------------|----------------------|----------|-------|-----------------------|----------|-------|--------------------------|----------|-------|--------------------------------|----------|-------|-------------------|----------|-------|
| | | AV | Elec Day | TOTAL | AV | Elec Day | TOTAL | AV | Elec Day | TOTAL | AV | Elec Day | TOTAL | AV | Elec Day | TOTAL |
| LENOX TOWNSHIP (cont'd) | | | | | | | | | | | | | | | | |
| 2 | 615 | N/A | 104 | 104 | N/A | 112 | 112 | N/A | 2 | 2 | N/A | 0 | 0 | N/A | 13 | 13 |
| 3 | 650 | N/A | 162 | 162 | N/A | 208 | 208 | N/A | 0 | 0 | N/A | 0 | 0 | N/A | 3 | 3 |
| 4 | 323 | N/A | 87 | 87 | N/A | 63 | 63 | N/A | 1 | 1 | N/A | 0 | 0 | N/A | 1 | 1 |
| TOTALS | 2,098 | N/A | 429 | 429 | N/A | 441 | 441 | N/A | 3 | 3 | N/A | 0 | 0 | N/A | 21 | 21 |
| MACOMB TOWNSHIP | | | | | | | | | | | | | | | | |
| 1 | 528 | 20 | 56 | 76 | 27 | 41 | 68 | 2 | 0 | 2 | 0 | 0 | 0 | 9 | 3 | 12 |
| 2 | 728 | 22 | 90 | 112 | 44 | 68 | 112 | 0 | 0 | 0 | 0 | 0 | 0 | 12 | 3 | 15 |
| 3 | 618 | 7 | 81 | 88 | 25 | 63 | 88 | 0 | 0 | 0 | 0 | 0 | 0 | 4 | 0 | 4 |
| 4 | 691 | 30 | 108 | 138 | 47 | 72 | 119 | 0 | 0 | 0 | 0 | 0 | 0 | 6 | 0 | 6 |
| 5 | 768 | 22 | 111 | 133 | 44 | 83 | 127 | 1 | 0 | 1 | 1 | 0 | 1 | 7 | 1 | 8 |
| 6 | 594 | 27 | 73 | 100 | 59 | 43 | 102 | 1 | 0 | 1 | 0 | 0 | 0 | 18 | 2 | 20 |
| 7 | 665 | 23 | 106 | 129 | 27 | 55 | 82 | 0 | 2 | 2 | 0 | 0 | 0 | 5 | 2 | 7 |
| 8 | 589 | 19 | 89 | 108 | 48 | 72 | 120 | 1 | 0 | 1 | 0 | 0 | 0 | 6 | 0 | 6 |
| 9 | 828 | 16 | 98 | 114 | 28 | 95 | 123 | 1 | 0 | 1 | 1 | 0 | 1 | 3 | 1 | 4 |
| 10 | 494 | 8 | 86 | 94 | 38 | 93 | 131 | 0 | 1 | 1 | 0 | 0 | 0 | 9 | 2 | 11 |
| 11 | 843 | 19 | 110 | 129 | 43 | 118 | 161 | 0 | 1 | 1 | 0 | 0 | 0 | 2 | 5 | 7 |
| 12 | 686 | 23 | 71 | 94 | 60 | 85 | 145 | 0 | 0 | 0 | 0 | 0 | 0 | 6 | 2 | 8 |
| 13 | 758 | 13 | 118 | 131 | 29 | 68 | 97 | 0 | 1 | 1 | 0 | 0 | 0 | 3 | 0 | 3 |
| 14 | 762 | 21 | 78 | 99 | 46 | 65 | 111 | 1 | 1 | 2 | 0 | 0 | 0 | 11 | 1 | 12 |
| 15 | 742 | 43 | 61 | 104 | 66 | 54 | 120 | 0 | 2 | 2 | 0 | 0 | 0 | 10 | 1 | 11 |
| 16 | 1,025 | 32 | 131 | 163 | 55 | 91 | 146 | 0 | 0 | 0 | 0 | 0 | 0 | 9 | 2 | 11 |
| 17 | 789 | 13 | 122 | 135 | 32 | 98 | 130 | 0 | 0 | 0 | 0 | 0 | 0 | 7 | 3 | 10 |
| 18 | 479 | 9 | 74 | 83 | 51 | 90 | 141 | 0 | 0 | 0 | 0 | 0 | 0 | 10 | 0 | 10 |
| 19 | 329 | 7 | 88 | 95 | 21 | 72 | 93 | 1 | 1 | 2 | 0 | 0 | 0 | 6 | 0 | 6 |
| 20 | 683 | 9 | 97 | 106 | 26 | 60 | 86 | 0 | 0 | 0 | 0 | 0 | 0 | 8 | 0 | 8 |
| 21 | 764 | 32 | 67 | 99 | 80 | 70 | 150 | 0 | 0 | 0 | 1 | 0 | 1 | 17 | 1 | 18 |
| 22 | 792 | 28 | 72 | 100 | 75 | 73 | 148 | 0 | 0 | 0 | 0 | 0 | 0 | 17 | 0 | 17 |
| 23 | 758 | 27 | 44 | 71 | 72 | 36 | 108 | 0 | 1 | 1 | 0 | 0 | 0 | 8 | 0 | 8 |
| 24 | 1,031 | 37 | 74 | 111 | 102 | 72 | 174 | 1 | 0 | 1 | 0 | 0 | 0 | 18 | 1 | 19 |
| 25 | 510 | 8 | 89 | 97 | 10 | 50 | 60 | 0 | 0 | 0 | 0 | 0 | 0 | 5 | 1 | 6 |
| 26 | 453 | 17 | 54 | 71 | 16 | 38 | 54 | 0 | 0 | 0 | 0 | 0 | 0 | 5 | 0 | 5 |
| 27 | 493 | 12 | 63 | 75 | 21 | 48 | 69 | 0 | 0 | 0 | 0 | 0 | 0 | 2 | 0 | 2 |
| 28 | 491 | 13 | 66 | 79 | 20 | 73 | 93 | 0 | 0 | 0 | 0 | 1 | 1 | 5 | 0 | 5 |
| 29 | 543 | 10 | 68 | 78 | 28 | 92 | 120 | 0 | 0 | 0 | 0 | 0 | 0 | 1 | 2 | 3 |
| 30 | 691 | 23 | 87 | 110 | 32 | 70 | 102 | 1 | 0 | 1 | 0 | 1 | 1 | 8 | 0 | 8 |
| 31 | 472 | 5 | 48 | 53 | 30 | 52 | 82 | 0 | 0 | 0 | 0 | 0 | 0 | 5 | 0 | 5 |
| 32 | 636 | 14 | 104 | 118 | 26 | 62 | 88 | 0 | 0 | 0 | 0 | 0 | 0 | 8 | 2 | 10 |
| 33 | 479 | 18 | 73 | 91 | 50 | 32 | 82 | 0 | 0 | 0 | 0 | 0 | 0 | 11 | 1 | 12 |
| 34 | 557 | 10 | 75 | 85 | 29 | 78 | 107 | 0 | 0 | 0 | 0 | 1 | 1 | 4 | 4 | 8 |

President of the United States - Democratic Party
March 8, 2016 Election

| POLL BOOK TOTALS | Bernie Sanders (DEM) | | | Hillary Clinton (DEM) | | | Martin J. O'Malley (DEM) | | | Roque Rocky De La Fuente (DEM) | | | Uncommitted (DEM) | | |
|--------------------------|----------------------|----------|-------|-----------------------|----------|-------|--------------------------|----------|-------|--------------------------------|----------|-------|-------------------|----------|-------|
| | AV | Elec Day | TOTAL | AV | Elec Day | TOTAL | AV | Elec Day | TOTAL | AV | Elec Day | TOTAL | AV | Elec Day | TOTAL |
| MACOMB TOWNSHIP (cont'd) | | | | | | | | | | | | | | | |
| 35 | 590 | 10 | 106 | 116 | 18 | 101 | 119 | 1 | 1 | 2 | 0 | 0 | 0 | 0 | 3 |
| TOTALS | 22,859 | 647 | 2,938 | 3,585 | 1,425 | 2,433 | 3,858 | 11 | 11 | 22 | 3 | 3 | 6 | 265 | 43 |
| MEMPHIS | | | | | | | | | | | | | | | |
| 1 | 200 | N/A | 34 | 34 | N/A | 25 | 25 | N/A | 0 | 0 | N/A | 0 | 0 | N/A | 2 |
| TOTALS | 200 | N/A | 34 | 34 | N/A | 25 | 25 | N/A | 0 | 0 | N/A | 0 | 0 | N/A | 2 |
| MOUNT CLEMENS | | | | | | | | | | | | | | | |
| 1 | 412 | 14 | 88 | 102 | 64 | 167 | 231 | 1 | 0 | 1 | 0 | 0 | 0 | 2 | 2 |
| 2 | 629 | 15 | 163 | 178 | 36 | 108 | 144 | 0 | 0 | 0 | 0 | 0 | 0 | 3 | 4 |
| 3 | 825 | 21 | 244 | 265 | 61 | 140 | 201 | 0 | 2 | 2 | 1 | 0 | 1 | 4 | 3 |
| 4 | 382 | 16 | 129 | 145 | 24 | 54 | 78 | 1 | 0 | 1 | 0 | 0 | 0 | 5 | 0 |
| 5 | 403 | 15 | 99 | 114 | 65 | 143 | 208 | 3 | 2 | 5 | 0 | 0 | 0 | 4 | 1 |
| 6 | 458 | 8 | 117 | 125 | 38 | 117 | 155 | 0 | 0 | 0 | 0 | 1 | 1 | 6 | 1 |
| 9 | 712 | 18 | 142 | 160 | 57 | 75 | 132 | 0 | 0 | 0 | 0 | 0 | 0 | 11 | 4 |
| TOTALS | 3,821 | 107 | 982 | 1,089 | 345 | 804 | 1,149 | 5 | 4 | 9 | 1 | 1 | 2 | 35 | 13 |
| NEW BALTIMORE | | | | | | | | | | | | | | | |
| 1 | 477 | 13 | 89 | 102 | 19 | 64 | 83 | 0 | 0 | 0 | 0 | 0 | 0 | 6 | 2 |
| 2 | 394 | 13 | 61 | 74 | 18 | 41 | 59 | 0 | 1 | 1 | 0 | 0 | 0 | 3 | 1 |
| 3 | 902 | 14 | 154 | 168 | 29 | 90 | 119 | 1 | 1 | 2 | 0 | 0 | 0 | 6 | 3 |
| 4 | 672 | 10 | 127 | 137 | 40 | 95 | 135 | 1 | 1 | 2 | 1 | 1 | 2 | 3 | 2 |
| 5 | 703 | 13 | 128 | 141 | 29 | 81 | 110 | 2 | 0 | 2 | 0 | 0 | 0 | 4 | 2 |
| TOTALS | 3,148 | 63 | 559 | 622 | 135 | 371 | 506 | 4 | 3 | 7 | 1 | 1 | 2 | 22 | 10 |
| RAY TOWNSHIP | | | | | | | | | | | | | | | |
| 1 | 539 | 20 | 71 | 91 | 14 | 20 | 34 | 0 | 0 | 0 | 0 | 0 | 0 | 4 | 0 |
| 2 | 689 | 10 | 83 | 93 | 20 | 34 | 54 | 0 | 0 | 0 | 0 | 0 | 0 | 8 | 1 |
| TOTALS | 1,228 | 30 | 154 | 184 | 34 | 54 | 88 | 0 | 0 | 0 | 0 | 0 | 0 | 12 | 1 |
| RICHMOND TOWNSHIP | | | | | | | | | | | | | | | |
| 1 | 459 | N/A | 63 | 63 | N/A | 39 | 39 | N/A | 1 | 1 | N/A | 0 | 0 | N/A | 3 |
| 2 | 528 | N/A | 86 | 86 | N/A | 46 | 46 | N/A | 2 | 2 | N/A | 0 | 0 | N/A | 1 |
| TOTALS | 987 | N/A | 149 | 149 | N/A | 85 | 85 | N/A | 3 | 3 | N/A | 0 | 0 | N/A | 4 |
| RICHMOND CITY | | | | | | | | | | | | | | | |
| 1 | 907 | N/A | 177 | 177 | N/A | 139 | 139 | N/A | 3 | 3 | N/A | 1 | 1 | N/A | 18 |
| 2 | 647 | N/A | 113 | 113 | N/A | 95 | 95 | N/A | 2 | 2 | N/A | 0 | 0 | N/A | 12 |
| TOTALS | 1,554 | N/A | 290 | 290 | N/A | 234 | 234 | N/A | 5 | 5 | N/A | 1 | 1 | N/A | 30 |
| ROSEVILLE | | | | | | | | | | | | | | | |
| 1 | 763 | 14 | 192 | 206 | 35 | 155 | 190 | 0 | 0 | 0 | 0 | 1 | 1 | 14 | 3 |
| 2 | 1,012 | 23 | 270 | 293 | 68 | 200 | 268 | 0 | 1 | 1 | 0 | 1 | 1 | 20 | 4 |
| 3 | 664 | 13 | 149 | 162 | 61 | 225 | 286 | 1 | 0 | 1 | 0 | 0 | 0 | 6 | 1 |
| 4 | 446 | 9 | 105 | 114 | 36 | 94 | 130 | 3 | 0 | 3 | 0 | 0 | 0 | 10 | 2 |

President of the United States - Democratic Party
March 8, 2016 Election

| | POLL BOOK TOTALS | Bernie Sanders (DEM) | | | Hillary Clinton (DEM) | | | Martin J. O'Malley (DEM) | | | Roque Rocky De La Fuente (DEM) | | | Uncommitted (DEM) | | |
|--------------------|------------------|----------------------|----------|-------|-----------------------|----------|-------|--------------------------|----------|-------|--------------------------------|----------|-------|-------------------|----------|-------|
| | | AV | Elec Day | TOTAL | AV | Elec Day | TOTAL | AV | Elec Day | TOTAL | AV | Elec Day | TOTAL | AV | Elec Day | TOTAL |
| ROSEVILLE (cont'd) | | | | | | | | | | | | | | | | |
| 5 | 717 | 15 | 176 | 191 | 50 | 153 | 203 | 1 | 0 | 1 | 0 | 0 | 13 | 2 | 15 | |
| 6 | 890 | 25 | 241 | 266 | 52 | 164 | 216 | 0 | 1 | 1 | 0 | 0 | 14 | 6 | 20 | |
| 7 | 950 | 17 | 266 | 283 | 63 | 210 | 273 | 2 | 0 | 2 | 0 | 0 | 15 | 1 | 16 | |
| 8 | 867 | 30 | 213 | 243 | 76 | 143 | 219 | 2 | 0 | 2 | 0 | 0 | 13 | 2 | 15 | |
| 9 | 948 | 22 | 189 | 211 | 65 | 165 | 230 | 5 | 0 | 5 | 0 | 0 | 28 | 4 | 32 | |
| 10 | 538 | 9 | 126 | 135 | 28 | 87 | 115 | 0 | 3 | 3 | 0 | 1 | 13 | 6 | 19 | |
| 11 | 663 | 17 | 124 | 141 | 47 | 119 | 166 | 2 | 0 | 2 | 0 | 1 | 18 | 0 | 18 | |
| 12 | 645 | 16 | 128 | 144 | 33 | 191 | 224 | 0 | 0 | 0 | 0 | 0 | 9 | 2 | 11 | |
| 13 | 350 | 16 | 94 | 110 | 20 | 62 | 82 | 0 | 0 | 0 | 0 | 0 | 3 | 3 | 6 | |
| 14 | 574 | 14 | 147 | 161 | 41 | 116 | 157 | 1 | 1 | 2 | 1 | 0 | 10 | 0 | 10 | |
| 15 | 821 | 23 | 166 | 189 | 66 | 211 | 277 | 4 | 0 | 4 | 0 | 1 | 13 | 1 | 14 | |
| TOTALS | 10,848 | 263 | 2,586 | 2,849 | 741 | 2,295 | 3,036 | 21 | 6 | 27 | 1 | 5 | 6 | 199 | 37 | 236 |
| SHELBY TOWNSHIP | | | | | | | | | | | | | | | | |
| 1 | 1,055 | 30 | 112 | 142 | 54 | 67 | 121 | 2 | 0 | 2 | 2 | 0 | 12 | 0 | 12 | |
| 2 | 926 | 26 | 133 | 159 | 54 | 70 | 124 | 0 | 0 | 0 | 0 | 0 | 8 | 0 | 8 | |
| 3 | 455 | 11 | 100 | 111 | 19 | 34 | 53 | 0 | 1 | 1 | 1 | 0 | 3 | 0 | 3 | |
| 4 | 775 | 24 | 84 | 108 | 40 | 49 | 89 | 0 | 1 | 1 | 0 | 0 | 4 | 0 | 4 | |
| 5 | 1,188 | 36 | 182 | 218 | 95 | 96 | 191 | 0 | 1 | 1 | 0 | 0 | 16 | 3 | 19 | |
| 6 | 531 | 15 | 125 | 140 | 16 | 54 | 70 | 0 | 1 | 1 | 0 | 0 | 11 | 1 | 12 | |
| 7 | 829 | 34 | 84 | 118 | 64 | 49 | 113 | 0 | 0 | 0 | 0 | 0 | 10 | 1 | 11 | |
| 8 | 373 | 7 | 52 | 59 | 21 | 28 | 49 | 3 | 0 | 3 | 0 | 0 | 2 | 1 | 3 | |
| 9 | 463 | 10 | 111 | 121 | 18 | 59 | 77 | 0 | 0 | 0 | 0 | 0 | 2 | 1 | 3 | |
| 10 | 621 | 22 | 84 | 106 | 41 | 35 | 76 | 0 | 0 | 0 | 0 | 0 | 9 | 0 | 9 | |
| 11 | 729 | 27 | 121 | 148 | 52 | 73 | 125 | 0 | 0 | 0 | 1 | 0 | 14 | 4 | 18 | |
| 12 | 655 | 23 | 69 | 92 | 31 | 49 | 80 | 2 | 1 | 3 | 0 | 0 | 5 | 1 | 6 | |
| 13 | 458 | 24 | 42 | 66 | 23 | 34 | 57 | 0 | 0 | 0 | 0 | 0 | 2 | 3 | 5 | |
| 14 | 830 | 20 | 94 | 114 | 49 | 69 | 118 | 1 | 0 | 1 | 0 | 0 | 12 | 0 | 12 | |
| 15 | 955 | 30 | 123 | 153 | 58 | 65 | 123 | 1 | 0 | 1 | 0 | 0 | 15 | 0 | 15 | |
| 16 | 1,145 | 34 | 117 | 151 | 61 | 70 | 131 | 2 | 0 | 2 | 0 | 0 | 8 | 1 | 9 | |
| 17 | 831 | 15 | 98 | 113 | 37 | 63 | 100 | 0 | 1 | 1 | 0 | 0 | 4 | 0 | 4 | |
| 18 | 630 | 37 | 70 | 107 | 69 | 38 | 107 | 0 | 0 | 0 | 0 | 0 | 12 | 0 | 12 | |
| 19 | 621 | 5 | 85 | 90 | 32 | 46 | 78 | 0 | 0 | 0 | 0 | 0 | 6 | 0 | 6 | |
| 20 | 484 | 14 | 65 | 79 | 49 | 43 | 92 | 1 | 0 | 1 | 0 | 0 | 8 | 0 | 8 | |
| 21 | 429 | 6 | 151 | 157 | 15 | 92 | 107 | 0 | 0 | 0 | 0 | 0 | 2 | 1 | 3 | |
| 22 | 1,216 | 39 | 87 | 126 | 78 | 60 | 138 | 0 | 1 | 1 | 1 | 0 | 9 | 2 | 11 | |
| 23 | 1,021 | 26 | 94 | 120 | 38 | 64 | 102 | 0 | 1 | 1 | 0 | 1 | 5 | 1 | 6 | |
| 24 | 1,257 | 41 | 95 | 136 | 63 | 63 | 126 | 0 | 0 | 0 | 0 | 0 | 10 | 2 | 12 | |
| 25 | 859 | 25 | 99 | 124 | 47 | 52 | 99 | 0 | 0 | 0 | 0 | 0 | 5 | 0 | 5 | |
| 26 | 698 | 32 | 77 | 109 | 97 | 43 | 140 | 0 | 0 | 0 | 0 | 0 | 28 | 2 | 30 | |

President of the United States - Democratic Party
March 8, 2016 Election

| POLL BOOK TOTALS | | Bernie Sanders (DEM) | | | Hillary Clinton (DEM) | | | Martin J. O'Malley (DEM) | | | Roque Rocky De La Fuente (DEM) | | | Uncommitted (DEM) | | |
|--------------------------|--------|----------------------|----------|-------|-----------------------|----------|-------|--------------------------|----------|-------|--------------------------------|----------|-------|-------------------|----------|-------|
| | | AV | Elec Day | TOTAL | AV | Elec Day | TOTAL | AV | Elec Day | TOTAL | AV | Elec Day | TOTAL | AV | Elec Day | TOTAL |
| SHELBY TOWNSHIP (cont'd) | | | | | | | | | | | | | | | | |
| 27 | 851 | 22 | 93 | 115 | 82 | 125 | 207 | 2 | 0 | 2 | 0 | 0 | 0 | 18 | 4 | 22 |
| 28 | 974 | 63 | 65 | 128 | 133 | 56 | 189 | 1 | 0 | 1 | 0 | 0 | 0 | 26 | 0 | 26 |
| 29 | 500 | 4 | 62 | 66 | 24 | 63 | 87 | 0 | 0 | 0 | 1 | 0 | 1 | 7 | 0 | 7 |
| TOTALS | 22,359 | 702 | 2,774 | 3,476 | 1,460 | 1,709 | 3,169 | 15 | 8 | 23 | 6 | 1 | 7 | 273 | 28 | 301 |
| ST. CLAIR SHORES | | | | | | | | | | | | | | | | |
| 1 | 1,234 | 29 | 210 | 239 | 80 | 150 | 230 | 0 | 0 | 0 | 0 | 0 | 0 | 15 | 2 | 17 |
| 2 | 982 | 48 | 164 | 212 | 104 | 124 | 228 | 0 | 0 | 0 | 0 | 0 | 0 | 34 | 1 | 35 |
| 3 | 1,024 | 27 | 243 | 270 | 59 | 149 | 208 | 1 | 2 | 3 | 0 | 0 | 0 | 16 | 3 | 19 |
| 4 | 1,006 | 34 | 246 | 280 | 56 | 146 | 202 | 0 | 1 | 1 | 0 | 2 | 2 | 8 | 5 | 13 |
| 5 | 928 | 12 | 238 | 250 | 44 | 155 | 199 | 1 | 1 | 2 | 0 | 0 | 0 | 9 | 4 | 13 |
| 6 | 880 | 39 | 209 | 248 | 43 | 227 | 270 | 0 | 0 | 0 | 0 | 0 | 0 | 9 | 2 | 11 |
| 7 | 541 | 16 | 167 | 183 | 31 | 71 | 102 | 0 | 0 | 0 | 0 | 1 | 1 | 3 | 1 | 4 |
| 8 | 833 | 20 | 196 | 216 | 43 | 89 | 132 | 0 | 0 | 0 | 0 | 0 | 0 | 7 | 5 | 12 |
| 9 | 534 | 17 | 100 | 117 | 43 | 66 | 109 | 0 | 0 | 0 | 0 | 0 | 0 | 11 | 0 | 11 |
| 10 | 976 | 26 | 214 | 240 | 70 | 132 | 202 | 0 | 0 | 0 | 0 | 0 | 0 | 21 | 5 | 26 |
| 11 | 421 | 14 | 86 | 100 | 26 | 57 | 83 | 2 | 0 | 2 | 0 | 0 | 0 | 2 | 0 | 2 |
| 12 | 998 | 41 | 190 | 231 | 66 | 125 | 191 | 0 | 0 | 0 | 1 | 0 | 1 | 13 | 2 | 15 |
| 13 | 1,245 | 25 | 183 | 208 | 78 | 119 | 197 | 0 | 0 | 0 | 0 | 0 | 0 | 15 | 3 | 18 |
| 14 | 373 | 11 | 79 | 90 | 16 | 46 | 62 | 0 | 1 | 1 | 0 | 0 | 0 | 12 | 1 | 13 |
| 15 | 897 | 26 | 206 | 232 | 65 | 137 | 202 | 1 | 2 | 3 | 0 | 0 | 0 | 8 | 3 | 11 |
| 16 | 887 | 31 | 176 | 207 | 65 | 111 | 176 | 1 | 0 | 1 | 1 | 0 | 1 | 7 | 2 | 9 |
| 17 | 956 | 44 | 162 | 206 | 51 | 125 | 176 | 0 | 0 | 0 | 0 | 0 | 0 | 15 | 4 | 19 |
| 18 | 761 | 32 | 165 | 197 | 62 | 95 | 157 | 0 | 0 | 0 | 0 | 0 | 0 | 9 | 2 | 11 |
| 19 | 666 | 14 | 141 | 155 | 58 | 59 | 117 | 0 | 1 | 1 | 0 | 0 | 0 | 15 | 1 | 16 |
| 20 | 466 | 9 | 77 | 86 | 27 | 53 | 80 | 0 | 0 | 0 | 0 | 0 | 0 | 11 | 1 | 12 |
| 21 | 661 | 17 | 142 | 159 | 52 | 89 | 141 | 1 | 3 | 4 | 0 | 0 | 0 | 12 | 1 | 13 |
| 22 | 580 | 16 | 114 | 130 | 33 | 75 | 108 | 0 | 0 | 0 | 0 | 0 | 0 | 1 | 1 | 2 |
| 23 | 774 | 28 | 162 | 190 | 54 | 91 | 145 | 0 | 0 | 0 | 0 | 0 | 0 | 8 | 1 | 9 |
| TOTALS | 18,623 | 576 | 3,870 | 4,446 | 1,226 | 2,491 | 3,717 | 7 | 11 | 18 | 2 | 3 | 5 | 261 | 50 | 311 |
| STERLING HEIGHTS | | | | | | | | | | | | | | | | |
| 1 | 540 | 10 | 112 | 122 | 36 | 117 | 153 | 0 | 0 | 0 | 0 | 1 | 1 | 6 | 1 | 7 |
| 2 | 813 | 15 | 176 | 191 | 49 | 141 | 190 | 1 | 0 | 1 | 0 | 0 | 0 | 10 | 0 | 10 |
| 3 | 873 | 25 | 158 | 183 | 92 | 165 | 257 | 2 | 2 | 4 | 1 | 1 | 2 | 19 | 1 | 20 |
| 4 | 1,019 | 31 | 171 | 202 | 82 | 227 | 309 | 1 | 0 | 1 | 1 | 0 | 1 | 7 | 0 | 7 |
| 5 | 941 | 29 | 184 | 213 | 68 | 159 | 227 | 1 | 1 | 2 | 0 | 0 | 0 | 8 | 1 | 9 |
| 6 | 597 | 10 | 81 | 91 | 32 | 123 | 155 | 0 | 0 | 0 | 0 | 0 | 0 | 6 | 3 | 9 |
| 7 | 800 | 17 | 138 | 155 | 49 | 111 | 160 | 1 | 0 | 1 | 0 | 0 | 0 | 14 | 4 | 18 |
| 8 | 651 | 15 | 114 | 129 | 41 | 100 | 141 | 1 | 1 | 2 | 0 | 0 | 0 | 4 | 0 | 4 |
| 9 | 360 | 15 | 76 | 91 | 22 | 49 | 71 | 0 | 0 | 0 | 0 | 0 | 0 | 3 | 1 | 4 |

President of the United States - Democratic Party
March 8, 2016 Election

| STERLING HEIGHTS (cont'd) | POLL BOOK TOTALS | Bernie Sanders (DEM) | | | Hillary Clinton (DEM) | | | Martin J. O'Malley (DEM) | | | Roque Rocky De La Fuente (DEM) | | | Uncommitted (DEM) | | |
|---------------------------|------------------|----------------------|----------|-------|-----------------------|----------|-------|--------------------------|----------|-------|--------------------------------|----------|-------|-------------------|----------|-------|
| | | AV | Elec Day | TOTAL | AV | Elec Day | TOTAL | AV | Elec Day | TOTAL | AV | Elec Day | TOTAL | AV | Elec Day | TOTAL |
| 10 | 850 | 16 | 131 | 147 | 57 | 108 | 165 | 0 | 0 | 0 | 0 | 0 | 0 | 12 | 1 | 13 |
| 11 | 527 | 14 | 81 | 95 | 35 | 70 | 105 | 0 | 0 | 0 | 0 | 0 | 0 | 8 | 2 | 10 |
| 12 | 932 | 35 | 145 | 180 | 69 | 134 | 203 | 1 | 1 | 2 | 0 | 0 | 0 | 17 | 0 | 17 |
| 13 | 511 | 10 | 112 | 122 | 27 | 94 | 121 | 0 | 0 | 0 | 0 | 0 | 0 | 4 | 0 | 4 |
| 14 | 439 | 7 | 91 | 98 | 42 | 77 | 119 | 0 | 0 | 0 | 0 | 0 | 0 | 7 | 1 | 8 |
| 15 | 492 | 12 | 69 | 81 | 32 | 61 | 93 | 0 | 0 | 0 | 0 | 0 | 0 | 7 | 0 | 7 |
| 16 | 535 | 6 | 117 | 123 | 31 | 85 | 116 | 0 | 0 | 0 | 0 | 0 | 0 | 2 | 1 | 3 |
| 17 | 579 | 9 | 103 | 112 | 41 | 85 | 126 | 0 | 1 | 1 | 0 | 0 | 0 | 7 | 2 | 9 |
| 18 | 820 | 14 | 160 | 174 | 55 | 113 | 168 | 0 | 1 | 1 | 1 | 0 | 1 | 12 | 3 | 15 |
| 19 | 810 | 17 | 169 | 186 | 42 | 141 | 183 | 1 | 0 | 1 | 0 | 0 | 0 | 21 | 3 | 24 |
| 20 | 819 | 23 | 145 | 168 | 56 | 107 | 163 | 0 | 1 | 1 | 1 | 0 | 1 | 7 | 1 | 8 |
| 21 | 479 | 12 | 112 | 124 | 18 | 63 | 81 | 0 | 0 | 0 | 0 | 0 | 0 | 5 | 1 | 6 |
| 22 | 612 | 10 | 114 | 124 | 34 | 75 | 109 | 0 | 0 | 0 | 0 | 0 | 0 | 7 | 0 | 7 |
| 23 | 603 | 14 | 106 | 120 | 37 | 76 | 113 | 0 | 0 | 0 | 0 | 0 | 0 | 15 | 2 | 17 |
| 24 | 532 | 6 | 113 | 119 | 27 | 63 | 90 | 0 | 0 | 0 | 1 | 0 | 1 | 2 | 0 | 2 |
| 25 | 1,035 | 19 | 209 | 228 | 80 | 118 | 198 | 0 | 0 | 0 | 1 | 0 | 1 | 21 | 1 | 22 |
| 26 | 904 | 18 | 117 | 135 | 41 | 96 | 137 | 0 | 0 | 0 | 0 | 0 | 0 | 13 | 3 | 16 |
| 27 | 844 | 14 | 151 | 165 | 45 | 86 | 131 | 0 | 0 | 0 | 0 | 0 | 0 | 12 | 4 | 16 |
| 28 | 701 | 15 | 101 | 116 | 36 | 100 | 136 | 0 | 0 | 0 | 1 | 0 | 1 | 2 | 1 | 3 |
| 29 | 662 | 11 | 127 | 138 | 31 | 61 | 92 | 0 | 0 | 0 | 0 | 0 | 0 | 7 | 3 | 10 |
| 30 | 409 | 14 | 89 | 103 | 20 | 66 | 86 | 1 | 0 | 1 | 0 | 0 | 0 | 4 | 0 | 4 |
| 31 | 438 | 9 | 128 | 137 | 18 | 75 | 93 | 0 | 0 | 0 | 0 | 0 | 0 | 6 | 1 | 7 |
| 32 | 267 | 6 | 66 | 72 | 14 | 48 | 62 | 1 | 0 | 1 | 0 | 0 | 0 | 0 | 1 | 1 |
| 33 | 572 | 24 | 63 | 87 | 46 | 64 | 110 | 0 | 0 | 0 | 0 | 0 | 0 | 4 | 0 | 4 |
| 34 | 773 | 9 | 109 | 118 | 35 | 98 | 133 | 0 | 0 | 0 | 0 | 0 | 0 | 5 | 2 | 7 |
| 35 | 443 | 12 | 91 | 103 | 19 | 75 | 94 | 1 | 0 | 1 | 0 | 0 | 0 | 4 | 1 | 5 |
| 36 | 879 | 33 | 136 | 169 | 69 | 75 | 144 | 0 | 0 | 0 | 0 | 0 | 0 | 16 | 4 | 20 |
| 37 | 820 | 22 | 142 | 164 | 36 | 132 | 168 | 0 | 1 | 1 | 0 | 0 | 0 | 21 | 2 | 23 |
| 38 | 897 | 25 | 141 | 166 | 87 | 149 | 236 | 0 | 1 | 1 | 0 | 1 | 1 | 20 | 2 | 22 |
| 39 | 667 | 17 | 128 | 145 | 22 | 90 | 112 | 1 | 0 | 1 | 0 | 1 | 1 | 13 | 1 | 14 |
| 40 | 356 | 10 | 74 | 84 | 20 | 45 | 65 | 1 | 0 | 1 | 0 | 0 | 0 | 1 | 2 | 3 |
| 41 | 561 | 9 | 117 | 126 | 28 | 78 | 106 | 2 | 0 | 2 | 0 | 1 | 1 | 5 | 1 | 6 |
| 42 | 697 | 15 | 91 | 106 | 56 | 66 | 122 | 0 | 0 | 0 | 0 | 0 | 0 | 12 | 3 | 15 |
| 43 | 1,167 | 38 | 127 | 165 | 110 | 110 | 220 | 0 | 0 | 0 | 0 | 0 | 0 | 22 | 2 | 24 |
| 44 | 645 | 11 | 66 | 77 | 72 | 62 | 134 | 0 | 0 | 0 | 0 | 0 | 0 | 11 | 0 | 11 |
| 45 | 714 | 7 | 85 | 92 | 43 | 121 | 164 | 0 | 0 | 0 | 0 | 0 | 0 | 11 | 0 | 11 |
| TOTALS | 30,585 | 710 | 5,336 | 6,046 | 2,002 | 4,359 | 6,361 | 16 | 10 | 26 | 7 | 5 | 12 | 420 | 62 | 482 |
| UTICA | | | | | | | | | | | | | | | | |
| 1 | 233 | N/A | 64 | 64 | N/A | 42 | 42 | N/A | 1 | 1 | N/A | 0 | 0 | N/A | 2 | 2 |

President of the United States - Democratic Party March 8, 2016 Election

| POLL BOOK TOTALS | | Bernie Sanders (DEM) | | | Hillary Clinton (DEM) | | | Martin J. O'Malley (DEM) | | | Roque Rocky De La Fuente (DEM) | | | Uncommitted (DEM) | | |
|--|-------|----------------------|----------|-------|-----------------------|----------|-------|--------------------------|----------|-------|--------------------------------|----------|-------|-------------------|----------|-------|
| | | AV | Elec Day | TOTAL | AV | Elec Day | TOTAL | AV | Elec Day | TOTAL | AV | Elec Day | TOTAL | AV | Elec Day | TOTAL |
| UTICA (cont'd) | | | | | | | | | | | | | | | | |
| 2 | 513 | N/A | 88 | 88 | N/A | 69 | 69 | N/A | 1 | 1 | N/A | 0 | 0 | N/A | 4 | 4 |
| 3 | 481 | N/A | 132 | 132 | N/A | 99 | 99 | N/A | 1 | 1 | N/A | 1 | 1 | N/A | 4 | 4 |
| TOTALS | 1,227 | N/A | 284 | 284 | N/A | 210 | 210 | N/A | 3 | 3 | N/A | 1 | 1 | N/A | 10 | 10 |
| VILLAGE OF GROSSE POINTE SHORES, A MICHIGAN CITY | | | | | | | | | | | | | | | | |
| 3 | 37 | N/A | 3 | 3 | N/A | 2 | 2 | N/A | 0 | 0 | N/A | 0 | 0 | N/A | 0 | 0 |
| TOTALS | 37 | N/A | 3 | 3 | N/A | 2 | 2 | N/A | 0 | 0 | N/A | 0 | 0 | N/A | 0 | 0 |
| WARREN | | | | | | | | | | | | | | | | |
| 1 | 467 | 10 | 157 | 167 | 27 | 178 | 205 | 0 | 0 | 0 | 0 | 0 | 0 | 2 | 1 | 3 |
| 2 | 285 | 3 | 76 | 79 | 25 | 75 | 100 | 0 | 0 | 0 | 0 | 0 | 0 | 2 | 2 | 4 |
| 3 | 706 | 18 | 218 | 236 | 34 | 214 | 248 | 1 | 2 | 3 | 0 | 0 | 0 | 4 | 2 | 6 |
| 4 | 526 | 6 | 156 | 162 | 17 | 126 | 143 | 0 | 2 | 2 | 0 | 0 | 0 | 3 | 2 | 5 |
| 5 | 476 | 13 | 120 | 133 | 31 | 148 | 179 | 1 | 1 | 2 | 0 | 0 | 0 | 3 | 1 | 4 |
| 6 | 628 | 14 | 158 | 172 | 37 | 146 | 183 | 0 | 1 | 1 | 0 | 1 | 1 | 8 | 4 | 12 |
| 7 | 392 | 7 | 106 | 113 | 14 | 147 | 161 | 0 | 0 | 0 | 0 | 0 | 0 | 6 | 4 | 10 |
| 8 | 416 | 4 | 129 | 133 | 25 | 158 | 183 | 1 | 1 | 2 | 0 | 0 | 0 | 4 | 1 | 5 |
| 9 | 466 | 6 | 130 | 136 | 22 | 176 | 198 | 0 | 0 | 0 | 0 | 0 | 0 | 4 | 0 | 4 |
| 10 | 416 | 6 | 142 | 148 | 19 | 163 | 182 | 0 | 2 | 2 | 0 | 0 | 0 | 1 | 2 | 3 |
| 11 | 9 | 0 | 4 | 4 | 1 | 4 | 5 | 0 | 0 | 0 | 0 | 0 | 0 | 0 | 0 | 0 |
| 12 | 279 | 4 | 91 | 95 | 13 | 93 | 106 | 0 | 0 | 0 | 0 | 0 | 0 | 4 | 0 | 4 |
| 13 | 175 | 6 | 37 | 43 | 6 | 34 | 40 | 0 | 0 | 0 | 0 | 0 | 0 | 1 | 1 | 2 |
| 14 | 731 | 22 | 183 | 205 | 28 | 216 | 244 | 0 | 0 | 0 | 0 | 0 | 0 | 8 | 3 | 11 |
| 15 | 460 | 3 | 133 | 136 | 36 | 159 | 195 | 0 | 0 | 0 | 1 | 0 | 1 | 2 | 4 | 6 |
| 16 | 335 | 7 | 110 | 117 | 28 | 94 | 122 | 0 | 0 | 0 | 0 | 0 | 0 | 7 | 0 | 7 |
| 17 | 503 | 9 | 143 | 152 | 37 | 97 | 134 | 0 | 0 | 0 | 0 | 0 | 0 | 14 | 1 | 15 |
| 18 | 184 | 4 | 62 | 66 | 11 | 57 | 68 | 0 | 0 | 0 | 0 | 1 | 1 | 0 | 1 | 1 |
| 19 | 539 | 11 | 135 | 146 | 25 | 117 | 142 | 0 | 1 | 1 | 0 | 0 | 0 | 9 | 2 | 11 |
| 20 | 761 | 16 | 169 | 185 | 64 | 145 | 209 | 0 | 1 | 1 | 0 | 0 | 0 | 6 | 2 | 8 |
| 22 | 828 | 19 | 183 | 202 | 61 | 163 | 224 | 1 | 0 | 1 | 0 | 0 | 0 | 9 | 0 | 9 |
| 23 | 662 | 19 | 118 | 137 | 78 | 135 | 213 | 0 | 0 | 0 | 0 | 0 | 0 | 13 | 3 | 16 |
| 24 | 269 | 9 | 54 | 63 | 22 | 42 | 64 | 0 | 1 | 1 | 0 | 0 | 0 | 8 | 0 | 8 |
| 25 | 427 | 5 | 106 | 111 | 31 | 60 | 91 | 0 | 0 | 0 | 0 | 0 | 0 | 5 | 0 | 5 |
| 26 | 354 | 5 | 108 | 113 | 18 | 128 | 146 | 0 | 2 | 2 | 0 | 0 | 0 | 2 | 0 | 2 |
| 27 | 779 | 29 | 142 | 171 | 63 | 108 | 171 | 0 | 0 | 0 | 0 | 0 | 0 | 15 | 3 | 18 |
| 28 | 963 | 31 | 209 | 240 | 81 | 195 | 276 | 1 | 0 | 1 | 0 | 0 | 0 | 11 | 4 | 15 |
| 30 | 358 | 7 | 89 | 96 | 22 | 58 | 80 | 0 | 0 | 0 | 0 | 0 | 0 | 6 | 1 | 7 |
| 31 | 934 | 31 | 195 | 226 | 113 | 174 | 287 | 0 | 0 | 0 | 0 | 0 | 0 | 11 | 2 | 13 |
| 32 | 721 | 24 | 140 | 164 | 45 | 119 | 164 | 0 | 0 | 0 | 0 | 0 | 0 | 11 | 0 | 11 |
| 33 | 812 | 28 | 119 | 147 | 79 | 108 | 187 | 2 | 1 | 3 | 1 | 0 | 1 | 15 | 3 | 18 |
| 34 | 418 | 9 | 111 | 120 | 21 | 94 | 115 | 0 | 1 | 1 | 1 | 0 | 1 | 1 | 0 | 1 |

President of the United States - Democratic Party March 8, 2016 Election

| | POLL BOOK | Bernie Sanders (DEM) | | | Hillary Clinton (DEM) | | | Martin J. O'Malley (DEM) | | | Roque Rocky De La Fuente (DEM) | | | Uncommitted (DEM) | | |
|---------------------|-----------|----------------------|----------|--------|-----------------------|----------|-------|--------------------------|----------|-------|--------------------------------|----------|-------|-------------------|----------|-------|
| | TOTALS | AV | Elec Day | TOTAL | AV | Elec Day | TOTAL | AV | Elec Day | TOTAL | AV | Elec Day | TOTAL | AV | Elec Day | TOTAL |
| WARREN (cont'd) | | | | | | | | | | | | | | | | |
| 35 | 796 | 16 | 157 | 173 | 88 | 161 | 249 | 0 | 0 | 0 | 0 | 0 | 15 | 2 | 17 | |
| 36 | 500 | 18 | 119 | 137 | 36 | 77 | 113 | 0 | 0 | 0 | 1 | 1 | 4 | 1 | 5 | |
| 37 | 711 | 24 | 130 | 154 | 68 | 102 | 170 | 1 | 0 | 1 | 0 | 0 | 9 | 3 | 12 | |
| 38 | 1,048 | 29 | 259 | 288 | 63 | 248 | 311 | 0 | 2 | 2 | 0 | 0 | 8 | 2 | 10 | |
| 41 | 930 | 34 | 208 | 242 | 70 | 161 | 231 | 2 | 0 | 2 | 0 | 1 | 11 | 3 | 14 | |
| 43 | 732 | 17 | 147 | 164 | 53 | 132 | 185 | 1 | 0 | 1 | 1 | 1 | 5 | 0 | 5 | |
| 44 | 623 | 27 | 128 | 155 | 63 | 166 | 229 | 0 | 0 | 0 | 1 | 1 | 8 | 1 | 9 | |
| 45 | 552 | 21 | 102 | 123 | 43 | 116 | 159 | 1 | 1 | 2 | 0 | 0 | 5 | 0 | 5 | |
| 46 | 531 | 12 | 136 | 148 | 51 | 95 | 146 | 1 | 0 | 1 | 0 | 0 | 3 | 0 | 3 | |
| 47 | 964 | 29 | 163 | 192 | 69 | 132 | 201 | 0 | 0 | 0 | 0 | 0 | 8 | 3 | 11 | |
| 48 | 333 | 12 | 65 | 77 | 36 | 77 | 113 | 0 | 0 | 0 | 0 | 0 | 0 | 2 | 2 | |
| 49 | 933 | 33 | 170 | 203 | 79 | 152 | 231 | 2 | 3 | 5 | 0 | 0 | 16 | 0 | 16 | |
| 50 | 781 | 32 | 183 | 215 | 60 | 128 | 188 | 0 | 0 | 0 | 0 | 0 | 9 | 1 | 10 | |
| 51 | 938 | 37 | 149 | 186 | 95 | 110 | 205 | 2 | 1 | 3 | 1 | 0 | 18 | 2 | 20 | |
| 52 | 546 | 17 | 79 | 96 | 50 | 72 | 122 | 2 | 0 | 2 | 0 | 0 | 5 | 2 | 7 | |
| 53 | 540 | 12 | 126 | 138 | 33 | 65 | 98 | 0 | 0 | 0 | 0 | 0 | 5 | 1 | 6 | |
| 54 | 706 | 22 | 119 | 141 | 55 | 102 | 157 | 1 | 0 | 1 | 0 | 1 | 12 | 0 | 12 | |
| 55 | 738 | 16 | 181 | 197 | 33 | 108 | 141 | 1 | 0 | 1 | 0 | 0 | 9 | 2 | 11 | |
| 56 | 352 | 13 | 66 | 79 | 27 | 52 | 79 | 0 | 0 | 0 | 0 | 0 | 13 | 3 | 16 | |
| 57 | 654 | 19 | 137 | 156 | 32 | 112 | 144 | 0 | 0 | 0 | 0 | 0 | 4 | 2 | 6 | |
| 58 | 978 | 31 | 191 | 222 | 74 | 138 | 212 | 0 | 1 | 1 | 1 | 1 | 14 | 4 | 18 | |
| TOTALS | 31,165 | 856 | 7,048 | 7,904 | 2,312 | 6,437 | 8,749 | 21 | 24 | 45 | 4 | 8 | 12 | 376 | 83 | 459 |
| WASHINGTON TOWNSHIP | | | | | | | | | | | | | | | | |
| 1 | 542 | 12 | 100 | 112 | 28 | 57 | 85 | 1 | 0 | 1 | 0 | 0 | 6 | 2 | 8 | |
| 2 | 988 | 22 | 100 | 122 | 81 | 65 | 146 | 0 | 0 | 0 | 0 | 0 | 10 | 4 | 14 | |
| 3 | 906 | 20 | 93 | 113 | 34 | 71 | 105 | 1 | 0 | 1 | 0 | 0 | 1 | 0 | 1 | |
| 4 | 729 | 16 | 131 | 147 | 37 | 81 | 118 | 1 | 0 | 1 | 0 | 0 | 6 | 4 | 10 | |
| 5 | 901 | 24 | 94 | 118 | 30 | 53 | 83 | 0 | 0 | 0 | 0 | 0 | 5 | 1 | 6 | |
| 6 | 1,157 | 34 | 87 | 121 | 73 | 56 | 129 | 0 | 0 | 0 | 0 | 0 | 2 | 0 | 2 | |
| 7 | 945 | 27 | 98 | 125 | 36 | 58 | 94 | 0 | 0 | 0 | 0 | 0 | 5 | 0 | 5 | |
| 8 | 827 | 11 | 120 | 131 | 57 | 53 | 110 | 1 | 0 | 1 | 0 | 0 | 9 | 2 | 11 | |
| 9 | 447 | 11 | 52 | 63 | 20 | 29 | 49 | 0 | 0 | 0 | 0 | 0 | 4 | 1 | 5 | |
| 10 | 599 | 16 | 51 | 67 | 18 | 47 | 65 | 0 | 0 | 0 | 0 | 0 | 2 | 0 | 2 | |
| TOTALS | 8,041 | 193 | 926 | 1,119 | 414 | 570 | 984 | 4 | 0 | 4 | 0 | 0 | 50 | 14 | 64 | |
| GRAND TOTALS | | | | | | | | | | | | | | | | |
| 223,592 | 5,594 | 40,654 | 46,248 | 13,590 | 34,009 | 47,599 | 141 | 146 | 287 | 30 | 39 | 69 | 2,570 | 763 | 3,333 | |

* N/A indicates AV (Absentee) results are included in Elec Day results

President of the United States - Republican Party
March 8, 2016 Election (1 of 3)

| POLL BOOK TOTALS | Ben Carson (REP) | | | Carly Fiorina (REP) | | | Chris Christie (REP) | | | Donald J. Trump (REP) | | | George Pataki (REP) | | |
|------------------------------|------------------|------------|------------|---------------------|------------|----------|----------------------|------------|-----------|-----------------------|------------|--------------|---------------------|------------|----------|
| | AV | Elec Day | TOTAL | AV | Elec Day | TOTAL | AV | Elec Day | TOTAL | AV | Elec Day | TOTAL | AV | Elec Day | TOTAL |
| ARMADA TOWNSHIP | | | | | | | | | | | | | | | |
| 1 | 1,004 | 5 | 5 | 10 | 0 | 0 | 0 | 0 | 4 | 0 | 4 | 135 | 218 | 353 | 1 |
| 2 | 658 | 4 | 4 | 8 | 0 | 0 | 0 | 0 | 3 | 0 | 3 | 48 | 193 | 241 | 0 |
| TOTALS | 1,662 | 9 | 9 | 18 | 0 | 0 | 0 | 0 | 7 | 0 | 7 | 183 | 411 | 594 | 1 |
| BRUCE TOWNSHIP | | | | | | | | | | | | | | | |
| 1 | 582 | 1 | 2 | 3 | 0 | 1 | 1 | 1 | 1 | 1 | 2 | 39 | 138 | 177 | 0 |
| 2 | 1,048 | 9 | 0 | 9 | 1 | 1 | 1 | 2 | 0 | 2 | 92 | 255 | 347 | 0 | 0 |
| 3 | 556 | 1 | 4 | 5 | 0 | 1 | 1 | 0 | 0 | 0 | 53 | 133 | 186 | 0 | 1 |
| 4 | 700 | 7 | 1 | 8 | 0 | 0 | 0 | 0 | 0 | 0 | 56 | 175 | 231 | 0 | 0 |
| TOTALS | 2,886 | 18 | 7 | 25 | 0 | 3 | 3 | 3 | 1 | 4 | 240 | 701 | 941 | 0 | 1 |
| CENTER LINE | | | | | | | | | | | | | | | |
| 1 | 495 | 1 | 0 | 1 | 0 | 0 | 0 | 0 | 0 | 1 | 1 | 42 | 118 | 160 | 0 |
| 2 | 343 | 0 | 0 | 0 | 0 | 0 | 0 | 0 | 0 | 0 | 0 | 17 | 45 | 62 | 0 |
| 3 | 564 | 4 | 1 | 5 | 0 | 0 | 0 | 0 | 0 | 0 | 21 | 70 | 91 | 0 | 0 |
| 4 | 290 | 0 | 2 | 2 | 1 | 1 | 0 | 0 | 0 | 0 | 18 | 43 | 61 | 0 | 0 |
| 5 | 294 | 1 | 0 | 1 | 0 | 0 | 0 | 1 | 0 | 1 | 9 | 42 | 51 | 0 | 0 |
| TOTALS | 1,986 | 6 | 3 | 9 | 1 | 0 | 1 | 1 | 1 | 2 | 107 | 318 | 425 | 0 | 0 |
| CHESTERFIELD TOWNSHIP | | | | | | | | | | | | | | | |
| 1 | 747 | N/A | 10 | 10 | N/A | 1 | 1 | N/A | 0 | 0 | N/A | 232 | 232 | N/A | 0 |
| 2 | 717 | N/A | 0 | 0 | N/A | 0 | 0 | N/A | 2 | 2 | N/A | 252 | 252 | N/A | 0 |
| 3 | 957 | N/A | 5 | 5 | N/A | 0 | 0 | N/A | 0 | 0 | N/A | 273 | 273 | N/A | 0 |
| 4 | 884 | N/A | 9 | 9 | N/A | 1 | 1 | N/A | 1 | 1 | N/A | 279 | 279 | N/A | 0 |
| 5 | 739 | N/A | 10 | 10 | N/A | 0 | 0 | N/A | 2 | 2 | N/A | 203 | 203 | N/A | 0 |
| 6 | 829 | N/A | 5 | 5 | N/A | 1 | 1 | N/A | 1 | 1 | N/A | 218 | 218 | N/A | 0 |
| 7 | 768 | N/A | 8 | 8 | N/A | 1 | 1 | N/A | 0 | 0 | N/A | 251 | 251 | N/A | 0 |
| 8 | 883 | N/A | 11 | 11 | N/A | 0 | 0 | N/A | 1 | 1 | N/A | 310 | 310 | N/A | 0 |
| 9 | 759 | N/A | 8 | 8 | N/A | 0 | 0 | N/A | 2 | 2 | N/A | 229 | 229 | N/A | 0 |
| 10 | 931 | N/A | 8 | 8 | N/A | 1 | 1 | N/A | 4 | 4 | N/A | 369 | 369 | N/A | 1 |
| 11 | 964 | N/A | 8 | 8 | N/A | 2 | 2 | N/A | 0 | 0 | N/A | 271 | 271 | N/A | 0 |
| 12 | 628 | N/A | 6 | 6 | N/A | 0 | 0 | N/A | 0 | 0 | N/A | 149 | 149 | N/A | 0 |
| 13 | 1,061 | N/A | 8 | 8 | N/A | 0 | 0 | N/A | 1 | 1 | N/A | 274 | 274 | N/A | 0 |
| 14 | 977 | N/A | 4 | 4 | N/A | 0 | 0 | N/A | 2 | 2 | N/A | 336 | 336 | N/A | 1 |
| TOTALS | 11,844 | N/A | 100 | 100 | N/A | 7 | 7 | N/A | 16 | 16 | N/A | 3,646 | 3,646 | N/A | 2 |
| CLINTON TOWNSHIP | | | | | | | | | | | | | | | |
| 1 | 603 | 4 | 1 | 5 | 0 | 0 | 0 | 0 | 0 | 0 | 61 | 97 | 158 | 0 | 0 |
| 2 | 232 | 0 | 0 | 0 | 0 | 0 | 0 | 1 | 0 | 1 | 17 | 48 | 65 | 0 | 0 |
| 3 | 587 | 1 | 0 | 1 | 0 | 0 | 0 | 0 | 0 | 0 | 24 | 114 | 138 | 0 | 0 |
| 4 | 146 | 2 | 0 | 2 | 0 | 0 | 0 | 0 | 0 | 0 | 14 | 25 | 39 | 0 | 0 |
| 5 | 494 | 0 | 2 | 2 | 0 | 0 | 0 | 0 | 0 | 0 | 2 | 14 | 16 | 0 | 0 |
| 6 | 656 | 3 | 5 | 8 | 0 | 1 | 1 | 0 | 0 | 0 | 22 | 91 | 113 | 0 | 0 |

President of the United States - Republican Party
March 8, 2016 Election (1 of 3)

| CLINTON TOWNSHIP (cont'd) | POLL BOOK TOTALS | Ben Carson (REP) | | | Carly Fiorina (REP) | | | Chris Christie (REP) | | | Donald J. Trump (REP) | | | George Pataki (REP) | | |
|---------------------------|------------------|---------------------|----------|-------|------------------------|----------|-------|-------------------------|----------|-------|--------------------------|----------|-------|------------------------|----------|-------|
| | | AV | Elec Day | TOTAL | AV | Elec Day | TOTAL | AV | Elec Day | TOTAL | AV | Elec Day | TOTAL | AV | Elec Day | TOTAL |
| 7 | 296 | 3 | 0 | 3 | 0 | 0 | 0 | 0 | 0 | 0 | 21 | 47 | 68 | 0 | 0 | 0 |
| 8 | 544 | 2 | 2 | 4 | 0 | 0 | 0 | 1 | 0 | 1 | 36 | 118 | 154 | 0 | 0 | 0 |
| 9 | 356 | 0 | 1 | 1 | 0 | 0 | 0 | 0 | 0 | 0 | 22 | 64 | 86 | 0 | 0 | 0 |
| 10 | 536 | 1 | 1 | 2 | 0 | 0 | 0 | 0 | 0 | 0 | 64 | 100 | 164 | 0 | 0 | 0 |
| 11 | 597 | 2 | 1 | 3 | 0 | 0 | 0 | 0 | 1 | 1 | 25 | 93 | 118 | 0 | 0 | 0 |
| 12 | 321 | 0 | 1 | 1 | 0 | 0 | 0 | 0 | 0 | 0 | 17 | 69 | 86 | 0 | 1 | 1 |
| 13 | 627 | 0 | 1 | 1 | 0 | 0 | 0 | 0 | 2 | 2 | 40 | 115 | 155 | 0 | 0 | 0 |
| 14 | 239 | 0 | 1 | 1 | 0 | 0 | 0 | 0 | 0 | 0 | 18 | 46 | 64 | 0 | 0 | 0 |
| 15 | 499 | 1 | 1 | 2 | 0 | 0 | 0 | 0 | 0 | 0 | 37 | 84 | 121 | 0 | 0 | 0 |
| 16 | 632 | 6 | 1 | 7 | 0 | 0 | 0 | 0 | 0 | 0 | 64 | 107 | 171 | 0 | 0 | 0 |
| 17 | 477 | 2 | 2 | 4 | 1 | 0 | 1 | 0 | 0 | 0 | 22 | 116 | 138 | 0 | 0 | 0 |
| 18 | 511 | 1 | 0 | 1 | 0 | 0 | 0 | 0 | 0 | 0 | 62 | 113 | 175 | 0 | 0 | 0 |
| 19 | 624 | 4 | 1 | 5 | 0 | 1 | 1 | 0 | 0 | 0 | 92 | 103 | 195 | 0 | 0 | 0 |
| 20 | 127 | 0 | 1 | 1 | 0 | 0 | 0 | 0 | 0 | 0 | 0 | 11 | 11 | 0 | 0 | 0 |
| 21 | 336 | 1 | 0 | 1 | 0 | 0 | 0 | 0 | 0 | 0 | 20 | 56 | 76 | 0 | 0 | 0 |
| 22 | 681 | 2 | 1 | 3 | 0 | 1 | 1 | 0 | 1 | 1 | 38 | 70 | 108 | 0 | 0 | 0 |
| 23 | 848 | 9 | 3 | 12 | 0 | 0 | 0 | 1 | 0 | 1 | 80 | 149 | 229 | 0 | 0 | 0 |
| 24 | 517 | 1 | 0 | 1 | 0 | 0 | 0 | 0 | 0 | 0 | 41 | 106 | 147 | 0 | 0 | 0 |
| 25 | 491 | 3 | 0 | 3 | 0 | 0 | 0 | 0 | 0 | 0 | 50 | 95 | 145 | 0 | 0 | 0 |
| 26 | 691 | 2 | 2 | 4 | 0 | 0 | 0 | 1 | 0 | 1 | 82 | 122 | 204 | 0 | 0 | 0 |
| 27 | 581 | 1 | 0 | 1 | 0 | 0 | 0 | 0 | 0 | 0 | 79 | 109 | 188 | 0 | 0 | 0 |
| 28 | 508 | 2 | 2 | 4 | 0 | 0 | 0 | 0 | 0 | 0 | 18 | 55 | 73 | 0 | 0 | 0 |
| 29 | 802 | 2 | 7 | 9 | 0 | 0 | 0 | 0 | 0 | 0 | 85 | 143 | 228 | 0 | 0 | 0 |
| 30 | 559 | 2 | 2 | 4 | 0 | 0 | 0 | 0 | 0 | 0 | 36 | 86 | 122 | 0 | 1 | 1 |
| 31 | 649 | 1 | 6 | 7 | 0 | 0 | 0 | 0 | 0 | 0 | 32 | 114 | 146 | 0 | 0 | 0 |
| 32 | 458 | 5 | 2 | 7 | 0 | 0 | 0 | 0 | 0 | 0 | 54 | 68 | 122 | 0 | 0 | 0 |
| 33 | 835 | 1 | 1 | 2 | 0 | 0 | 0 | 0 | 0 | 0 | 69 | 151 | 220 | 0 | 0 | 0 |
| 34 | 510 | 2 | 1 | 3 | 0 | 0 | 0 | 0 | 0 | 0 | 4 | 62 | 66 | 0 | 0 | 0 |
| 35 | 1,033 | 10 | 1 | 11 | 0 | 0 | 0 | 1 | 1 | 2 | 136 | 142 | 278 | 0 | 0 | 0 |
| 36 | 644 | 2 | 2 | 4 | 0 | 0 | 0 | 0 | 1 | 1 | 60 | 91 | 151 | 0 | 1 | 1 |
| 37 | 877 | 2 | 1 | 3 | 0 | 0 | 0 | 0 | 0 | 0 | 106 | 134 | 240 | 0 | 0 | 0 |
| 38 | 548 | 1 | 0 | 1 | 0 | 0 | 0 | 0 | 0 | 0 | 48 | 117 | 165 | 0 | 0 | 0 |
| 39 | 539 | 2 | 0 | 2 | 0 | 0 | 0 | 0 | 0 | 0 | 66 | 90 | 156 | 0 | 0 | 0 |
| 40 | 735 | 5 | 2 | 7 | 0 | 0 | 0 | 0 | 0 | 0 | 70 | 144 | 214 | 0 | 0 | 0 |
| 41 | 611 | 2 | 7 | 9 | 0 | 1 | 1 | 0 | 0 | 0 | 58 | 111 | 169 | 0 | 0 | 0 |
| 42 | 691 | 2 | 3 | 5 | 0 | 0 | 0 | 0 | 0 | 0 | 37 | 97 | 134 | 0 | 0 | 0 |
| 43 | 337 | 0 | 0 | 0 | 0 | 0 | 0 | 0 | 0 | 0 | 28 | 67 | 95 | 0 | 0 | 0 |
| 44 | 985 | 4 | 5 | 9 | 0 | 0 | 0 | 0 | 1 | 1 | 122 | 173 | 295 | 0 | 0 | 0 |
| 45 | 630 | 3 | 0 | 3 | 0 | 0 | 0 | 1 | 0 | 1 | 51 | 121 | 172 | 0 | 0 | 0 |

President of the United States - Republican Party
March 8, 2016 Election (1 of 3)

| | POLL BOOK TOTALS | Ben Carson (REP) Elec Day | Carly Fiorina (REP) Elec Day | Chris Christie (REP) Elec Day | Donald J. Trump (REP) Elec Day | George Pataki (REP) Elec Day |
|---------------------------|------------------|---------------------------|------------------------------|-------------------------------|--------------------------------|------------------------------|
| CLINTON TOWNSHIP (cont'd) | AV | TOTAL | AV | TOTAL | AV | TOTAL |
| 46 | 930 | 5 | 2 | 7 | 0 | 0 |
| TOTALS | 26,130 | 104 | 72 | 176 | 1 | 3 |
| EASTPOINTE | AV | TOTAL | AV | TOTAL | AV | TOTAL |
| 1 | 555 | 1 | 2 | 3 | 0 | 0 |
| 2 | 699 | 2 | 2 | 4 | 0 | 0 |
| 3 | 661 | 1 | 1 | 2 | 0 | 0 |
| 4 | 616 | 0 | 2 | 2 | 0 | 0 |
| 5 | 619 | 0 | 4 | 4 | 0 | 0 |
| 6 | 661 | 3 | 1 | 4 | 0 | 0 |
| 7 | 756 | 1 | 3 | 4 | 1 | 0 |
| 8 | 631 | 2 | 0 | 2 | 0 | 0 |
| 9 | 718 | 2 | 2 | 4 | 0 | 0 |
| 10 | 530 | 0 | 1 | 1 | 0 | 0 |
| 11 | 856 | 1 | 0 | 1 | 0 | 0 |
| 12 | 910 | 2 | 0 | 2 | 1 | 2 |
| TOTALS | 8,212 | 15 | 18 | 33 | 3 | 2 |
| FRASER | AV | TOTAL | AV | TOTAL | AV | TOTAL |
| 1 | 490 | 2 | 4 | 6 | 0 | 0 |
| 2 | 710 | 6 | 2 | 8 | 1 | 1 |
| 3 | 890 | 5 | 1 | 6 | 0 | 1 |
| 4 | 629 | 1 | 1 | 2 | 0 | 0 |
| 5 | 207 | 0 | 2 | 2 | 0 | 0 |
| 6 | 802 | 2 | 3 | 5 | 0 | 0 |
| 7 | 423 | 0 | 4 | 4 | 0 | 0 |
| TOTALS | 4,151 | 16 | 17 | 33 | 1 | 3 |
| HARRISON TOWNSHIP | AV | TOTAL | AV | TOTAL | AV | TOTAL |
| 1 | 732 | 3 | 2 | 5 | 2 | 0 |
| 2 | 764 | 4 | 2 | 6 | 1 | 0 |
| 3 | 568 | 0 | 2 | 2 | 0 | 0 |
| 4 | 1,110 | 10 | 6 | 16 | 1 | 1 |
| 5 | 875 | 3 | 2 | 5 | 0 | 0 |
| 6 | 1,026 | 3 | 3 | 6 | 1 | 0 |
| 7 | 945 | 6 | 1 | 7 | 0 | 1 |
| 8 | 588 | 2 | 3 | 5 | 0 | 0 |
| 9 | 766 | 4 | 4 | 8 | 0 | 0 |
| 10 | 567 | 5 | 2 | 7 | 0 | 0 |
| TOTALS | 7,941 | 40 | 27 | 67 | 5 | 2 |
| LENOX TOWNSHIP | AV | TOTAL | AV | TOTAL | AV | TOTAL |
| 1 | 510 | N/A | 5 | 5 | N/A | 0 |

President of the United States - Republican Party
March 8, 2016 Election (1 of 3)

| LENEX TOWNSHIP (cont'd) | POLL BOOK TOTALS | Ben Carson (REP) | | | Carly Fiorina (REP) | | | Chris Christie (REP) | | | Donald J. Trump (REP) | | | George Pataki (REP) | | |
|-------------------------|------------------|---------------------|----------|-------|------------------------|----------|-------|-------------------------|----------|-------|--------------------------|----------|-------|------------------------|----------|-------|
| | | AV | Elec Day | TOTAL | AV | Elec Day | TOTAL | AV | Elec Day | TOTAL | AV | Elec Day | TOTAL | AV | Elec Day | TOTAL |
| 2 | 615 | N/A | 5 | 5 | N/A | 0 | 0 | N/A | 1 | 1 | N/A | 210 | 210 | N/A | 1 | 1 |
| 3 | 650 | N/A | 5 | 5 | N/A | 0 | 0 | N/A | 0 | 0 | N/A | 124 | 124 | N/A | 0 | 0 |
| 4 | 323 | N/A | 3 | 3 | N/A | 0 | 0 | N/A | 0 | 0 | N/A | 87 | 87 | N/A | 0 | 0 |
| TOTALS | 2,098 | N/A | 18 | 18 | N/A | 0 | 0 | N/A | 2 | 2 | N/A | 611 | 611 | N/A | 1 | 1 |
| MACOMB TOWNSHIP | | | | | | | | | | | | | | | | |
| 1 | 528 | 2 | 2 | 4 | 0 | 0 | 0 | 2 | 0 | 2 | 46 | 118 | 164 | 0 | 0 | 0 |
| 2 | 728 | 6 | 4 | 10 | 0 | 0 | 0 | 0 | 1 | 1 | 87 | 150 | 237 | 0 | 0 | 0 |
| 3 | 618 | 2 | 3 | 5 | 0 | 0 | 0 | 1 | 0 | 1 | 50 | 145 | 195 | 0 | 0 | 0 |
| 4 | 691 | 1 | 5 | 6 | 0 | 0 | 0 | 0 | 0 | 0 | 60 | 136 | 196 | 0 | 0 | 0 |
| 5 | 768 | 4 | 0 | 4 | 3 | 0 | 3 | 1 | 0 | 1 | 68 | 161 | 229 | 0 | 0 | 0 |
| 6 | 594 | 6 | 0 | 6 | 2 | 0 | 2 | 5 | 1 | 6 | 79 | 95 | 174 | 0 | 0 | 0 |
| 7 | 665 | 2 | 1 | 3 | 0 | 0 | 0 | 2 | 0 | 2 | 62 | 127 | 189 | 0 | 0 | 0 |
| 8 | 589 | 4 | 0 | 4 | 1 | 0 | 1 | 2 | 0 | 2 | 83 | 111 | 194 | 0 | 0 | 0 |
| 9 | 828 | 3 | 2 | 5 | 0 | 0 | 0 | 1 | 0 | 1 | 86 | 198 | 284 | 1 | 0 | 1 |
| 10 | 494 | 0 | 3 | 3 | 0 | 0 | 0 | 1 | 0 | 1 | 41 | 78 | 119 | 0 | 0 | 0 |
| 11 | 843 | 3 | 3 | 6 | 0 | 0 | 0 | 0 | 1 | 1 | 66 | 164 | 230 | 0 | 0 | 0 |
| 12 | 686 | 1 | 0 | 1 | 0 | 0 | 0 | 1 | 0 | 1 | 67 | 132 | 199 | 0 | 0 | 0 |
| 13 | 758 | 2 | 2 | 4 | 1 | 0 | 1 | 0 | 0 | 0 | 53 | 200 | 253 | 0 | 1 | 1 |
| 14 | 762 | 4 | 3 | 7 | 1 | 0 | 1 | 1 | 1 | 2 | 73 | 170 | 243 | 0 | 0 | 0 |
| 15 | 742 | 7 | 0 | 7 | 0 | 0 | 0 | 2 | 1 | 3 | 115 | 138 | 253 | 0 | 0 | 0 |
| 16 | 1,025 | 6 | 2 | 8 | 0 | 0 | 0 | 1 | 0 | 1 | 70 | 230 | 300 | 1 | 0 | 1 |
| 17 | 789 | 4 | 1 | 5 | 0 | 0 | 0 | 0 | 0 | 0 | 75 | 187 | 262 | 0 | 0 | 0 |
| 18 | 479 | 2 | 1 | 3 | 1 | 0 | 1 | 0 | 0 | 0 | 52 | 71 | 123 | 0 | 0 | 0 |
| 19 | 329 | 0 | 1 | 1 | 0 | 0 | 0 | 0 | 0 | 0 | 20 | 52 | 72 | 0 | 0 | 0 |
| 20 | 683 | 0 | 3 | 3 | 0 | 0 | 0 | 0 | 0 | 0 | 57 | 181 | 238 | 0 | 0 | 0 |
| 21 | 764 | 7 | 5 | 12 | 3 | 0 | 3 | 2 | 0 | 2 | 78 | 142 | 220 | 0 | 0 | 0 |
| 22 | 792 | 2 | 4 | 6 | 0 | 0 | 0 | 2 | 0 | 2 | 124 | 149 | 273 | 0 | 0 | 0 |
| 23 | 758 | 9 | 0 | 9 | 2 | 0 | 2 | 4 | 0 | 4 | 167 | 109 | 276 | 0 | 0 | 0 |
| 24 | 1,031 | 12 | 1 | 13 | 3 | 0 | 3 | 1 | 0 | 1 | 203 | 157 | 360 | 0 | 0 | 0 |
| 25 | 510 | 1 | 2 | 3 | 0 | 0 | 0 | 0 | 0 | 0 | 25 | 145 | 170 | 0 | 0 | 0 |
| 26 | 453 | 2 | 0 | 2 | 1 | 0 | 1 | 2 | 0 | 2 | 44 | 117 | 161 | 0 | 0 | 0 |
| 27 | 493 | 3 | 0 | 3 | 0 | 0 | 0 | 1 | 0 | 1 | 50 | 136 | 186 | 0 | 0 | 0 |
| 28 | 491 | 1 | 2 | 3 | 1 | 0 | 1 | 0 | 1 | 1 | 38 | 124 | 162 | 0 | 1 | 1 |
| 29 | 543 | 2 | 1 | 3 | 0 | 0 | 0 | 2 | 0 | 2 | 32 | 119 | 151 | 0 | 0 | 0 |
| 30 | 691 | 4 | 4 | 8 | 0 | 0 | 0 | 0 | 0 | 0 | 72 | 159 | 231 | 0 | 0 | 0 |
| 31 | 472 | 6 | 0 | 6 | 0 | 0 | 0 | 0 | 0 | 0 | 63 | 112 | 175 | 0 | 0 | 0 |
| 32 | 636 | 1 | 0 | 1 | 0 | 0 | 0 | 0 | 1 | 1 | 47 | 154 | 201 | 0 | 0 | 0 |
| 33 | 479 | 2 | 2 | 4 | 0 | 0 | 0 | 0 | 0 | 0 | 64 | 90 | 154 | 0 | 0 | 0 |
| 34 | 557 | 1 | 0 | 1 | 0 | 0 | 0 | 0 | 0 | 0 | 44 | 125 | 169 | 0 | 0 | 0 |

President of the United States - Republican Party
March 8, 2016 Election (1 of 3)

| POLL BOOK TOTALS | Ben Carson (REP) Elec Day | Carly Fiorina (REP) Elec Day | Chris Christie (REP) Elec Day | Donald J. Trump (REP) Elec Day | George Pataki (REP) Elec Day | | | | | | | | | | | |
|--------------------------|---------------------------|------------------------------|-------------------------------|--------------------------------|------------------------------|---|----|-----|---|----|-------|-------|-------|-----|---|---|
| AV | TOTAL | AV | TOTAL | AV | TOTAL | | | | | | | | | | | |
| MACOMB TOWNSHIP (cont'd) | | | | | | | | | | | | | | | | |
| 35 | 590 | 2 | 1 | 3 | 0 | 0 | 0 | 0 | 0 | 0 | | | | | | |
| TOTALS | 22,859 | 114 | 58 | 172 | 19 | 0 | 19 | 35 | 7 | 42 | 2,394 | 4,790 | 7,184 | 2 | 2 | 4 |
| MEMPHIS | | | | | | | | | | | | | | | | |
| 1 | 200 | N/A | 1 | 1 | N/A | 0 | 0 | N/A | 0 | 0 | N/A | 77 | 77 | N/A | 0 | 0 |
| TOTALS | 200 | N/A | 1 | 1 | N/A | 0 | 0 | N/A | 0 | 0 | N/A | 77 | 77 | N/A | 0 | 0 |
| MOUNT CLEMENS | | | | | | | | | | | | | | | | |
| 1 | 412 | 0 | 1 | 1 | 0 | 0 | 0 | 0 | 1 | 1 | 3 | 32 | 35 | 0 | 0 | 0 |
| 2 | 629 | 2 | 4 | 6 | 0 | 0 | 0 | 0 | 1 | 1 | 22 | 100 | 122 | 0 | 0 | 0 |
| 3 | 825 | 3 | 4 | 7 | 0 | 1 | 1 | 0 | 0 | 0 | 45 | 148 | 193 | 0 | 0 | 0 |
| 4 | 382 | 1 | 2 | 3 | 0 | 0 | 0 | 0 | 0 | 0 | 17 | 53 | 70 | 0 | 0 | 0 |
| 5 | 403 | 0 | 2 | 2 | 0 | 0 | 0 | 0 | 0 | 0 | 18 | 18 | 36 | 0 | 0 | 0 |
| 6 | 458 | 1 | 4 | 5 | 0 | 0 | 0 | 0 | 0 | 0 | 23 | 66 | 89 | 0 | 0 | 0 |
| 9 | 712 | 5 | 1 | 6 | 0 | 0 | 0 | 1 | 0 | 1 | 62 | 130 | 192 | 0 | 0 | 0 |
| TOTALS | 3,821 | 12 | 18 | 30 | 0 | 1 | 1 | 1 | 2 | 3 | 190 | 547 | 737 | 0 | 0 | 0 |
| NEW BALTIMORE | | | | | | | | | | | | | | | | |
| 1 | 477 | 2 | 2 | 4 | 0 | 0 | 0 | 0 | 0 | 0 | 25 | 120 | 145 | 0 | 0 | 0 |
| 2 | 394 | 1 | 3 | 4 | 0 | 0 | 0 | 0 | 0 | 0 | 26 | 103 | 129 | 0 | 0 | 0 |
| 3 | 902 | 3 | 1 | 4 | 0 | 0 | 0 | 0 | 0 | 0 | 46 | 258 | 304 | 0 | 0 | 0 |
| 4 | 672 | 1 | 3 | 4 | 0 | 0 | 0 | 0 | 0 | 0 | 42 | 141 | 183 | 0 | 1 | 1 |
| 5 | 703 | 4 | 1 | 5 | 0 | 0 | 0 | 0 | 0 | 0 | 45 | 165 | 210 | 0 | 0 | 0 |
| TOTALS | 3,148 | 11 | 10 | 21 | 0 | 0 | 0 | 0 | 2 | 3 | 184 | 787 | 971 | 0 | 1 | 1 |
| RAY TOWNSHIP | | | | | | | | | | | | | | | | |
| 1 | 539 | 7 | 4 | 11 | 0 | 0 | 0 | 1 | 0 | 1 | 54 | 155 | 209 | 0 | 0 | 0 |
| 2 | 689 | 6 | 8 | 14 | 0 | 0 | 0 | 1 | 0 | 1 | 78 | 202 | 280 | 0 | 0 | 0 |
| TOTALS | 1,228 | 13 | 12 | 25 | 0 | 0 | 0 | 2 | 0 | 2 | 132 | 357 | 489 | 0 | 0 | 0 |
| RICHMOND TOWNSHIP | | | | | | | | | | | | | | | | |
| 1 | 459 | N/A | 3 | 3 | N/A | 0 | 0 | N/A | 1 | 1 | N/A | 179 | 179 | N/A | 0 | 0 |
| 2 | 528 | N/A | 3 | 3 | N/A | 0 | 0 | N/A | 1 | 1 | N/A | 197 | 197 | N/A | 0 | 0 |
| TOTALS | 987 | N/A | 6 | 6 | N/A | 0 | 0 | N/A | 2 | 2 | N/A | 376 | 376 | N/A | 0 | 0 |
| RICHMOND CITY | | | | | | | | | | | | | | | | |
| 1 | 907 | N/A | 12 | 12 | N/A | 1 | 1 | N/A | 4 | 4 | N/A | 266 | 266 | N/A | 0 | 0 |
| 2 | 647 | N/A | 6 | 6 | N/A | 0 | 0 | N/A | 2 | 2 | N/A | 193 | 193 | N/A | 0 | 0 |
| TOTALS | 1,554 | N/A | 18 | 18 | N/A | 1 | 1 | N/A | 6 | 6 | N/A | 459 | 459 | N/A | 0 | 0 |
| ROSEVILLE | | | | | | | | | | | | | | | | |
| 1 | 763 | 0 | 1 | 1 | 3 | 0 | 3 | 0 | 1 | 1 | 43 | 143 | 186 | 0 | 0 | 0 |
| 2 | 1,012 | 0 | 5 | 5 | 2 | 0 | 2 | 1 | 0 | 1 | 42 | 167 | 209 | 0 | 0 | 0 |
| 3 | 664 | 4 | 0 | 4 | 0 | 0 | 0 | 0 | 1 | 1 | 24 | 68 | 92 | 1 | 0 | 1 |
| 4 | 446 | 1 | 1 | 2 | 1 | 0 | 1 | 0 | 0 | 0 | 24 | 58 | 82 | 0 | 0 | 0 |

President of the United States - Republican Party
March 8, 2016 Election (1 of 3)

| | POLL BOOK | Ben Carson (REP) | | | Carly Fiorina (REP) | | | Chris Christie (REP) | | | Donald J. Trump (REP) | | | George Pataki (REP) | | |
|--------------------|-----------|------------------|----------|-------|---------------------|----------|-------|----------------------|----------|-------|-----------------------|----------|-------|---------------------|----------|-------|
| | TOTALS | AV | Elec Day | TOTAL | AV | Elec Day | TOTAL | AV | Elec Day | TOTAL | AV | Elec Day | TOTAL | AV | Elec Day | TOTAL |
| ROSEVILLE (cont'd) | | | | | | | | | | | | | | | | |
| 5 | 717 | 3 | 3 | 6 | 0 | 0 | 0 | 1 | 0 | 1 | 27 | 130 | 157 | 0 | 0 | 0 |
| 6 | 890 | 2 | 1 | 3 | 0 | 0 | 0 | 0 | 0 | 0 | 34 | 147 | 181 | 0 | 0 | 0 |
| 7 | 950 | 4 | 1 | 5 | 0 | 1 | 1 | 0 | 0 | 0 | 33 | 187 | 220 | 0 | 0 | 0 |
| 8 | 867 | 1 | 0 | 1 | 0 | 0 | 0 | 3 | 0 | 3 | 45 | 168 | 213 | 0 | 1 | 1 |
| 9 | 948 | 5 | 0 | 5 | 0 | 0 | 0 | 0 | 2 | 2 | 71 | 161 | 232 | 0 | 0 | 0 |
| 10 | 538 | 2 | 2 | 4 | 0 | 0 | 0 | 0 | 0 | 0 | 24 | 124 | 148 | 0 | 0 | 0 |
| 11 | 663 | 1 | 2 | 3 | 0 | 0 | 0 | 0 | 2 | 2 | 49 | 125 | 174 | 0 | 0 | 0 |
| 12 | 645 | 3 | 2 | 5 | 0 | 1 | 1 | 0 | 1 | 1 | 49 | 81 | 130 | 0 | 0 | 0 |
| 13 | 350 | 0 | 2 | 2 | 0 | 2 | 2 | 0 | 0 | 0 | 15 | 60 | 75 | 0 | 0 | 0 |
| 14 | 574 | 2 | 1 | 3 | 1 | 0 | 1 | 1 | 0 | 1 | 27 | 110 | 137 | 0 | 0 | 0 |
| 15 | 821 | 0 | 1 | 1 | 2 | 0 | 2 | 0 | 0 | 0 | 42 | 123 | 165 | 0 | 0 | 0 |
| TOTALS | 10,848 | 28 | 22 | 50 | 9 | 4 | 13 | 6 | 7 | 13 | 549 | 1,852 | 2,401 | 1 | 1 | 2 |
| SHELBY TOWNSHIP | | | | | | | | | | | | | | | | |
| 1 | 1,055 | 3 | 3 | 6 | 0 | 0 | 0 | 0 | 0 | 0 | 153 | 236 | 389 | 0 | 0 | 0 |
| 2 | 926 | 8 | 4 | 12 | 0 | 0 | 0 | 0 | 0 | 0 | 122 | 188 | 310 | 0 | 0 | 0 |
| 3 | 455 | 0 | 2 | 2 | 0 | 0 | 0 | 0 | 0 | 0 | 34 | 105 | 139 | 0 | 0 | 0 |
| 4 | 775 | 5 | 6 | 11 | 0 | 0 | 0 | 0 | 0 | 0 | 109 | 158 | 267 | 0 | 0 | 0 |
| 5 | 1,188 | 7 | 2 | 9 | 1 | 0 | 1 | 0 | 0 | 0 | 169 | 180 | 349 | 1 | 1 | 2 |
| 6 | 531 | 0 | 0 | 0 | 0 | 0 | 0 | 0 | 0 | 0 | 40 | 110 | 150 | 0 | 0 | 0 |
| 7 | 829 | 3 | 1 | 4 | 1 | 0 | 1 | 0 | 1 | 1 | 107 | 149 | 256 | 0 | 0 | 0 |
| 8 | 373 | 0 | 3 | 3 | 0 | 0 | 0 | 0 | 0 | 0 | 40 | 86 | 126 | 0 | 0 | 0 |
| 9 | 463 | 0 | 3 | 3 | 0 | 1 | 1 | 0 | 0 | 0 | 23 | 85 | 108 | 0 | 0 | 0 |
| 10 | 621 | 6 | 2 | 8 | 0 | 0 | 0 | 0 | 0 | 0 | 78 | 131 | 209 | 0 | 0 | 0 |
| 11 | 729 | 4 | 3 | 7 | 1 | 0 | 1 | 0 | 2 | 2 | 83 | 139 | 222 | 0 | 1 | 1 |
| 12 | 655 | 4 | 4 | 8 | 0 | 1 | 1 | 0 | 1 | 1 | 81 | 113 | 194 | 0 | 0 | 0 |
| 13 | 458 | 6 | 0 | 6 | 0 | 0 | 0 | 0 | 0 | 0 | 59 | 108 | 167 | 0 | 0 | 0 |
| 14 | 830 | 6 | 1 | 7 | 0 | 0 | 0 | 0 | 0 | 0 | 85 | 211 | 296 | 0 | 0 | 0 |
| 15 | 955 | 8 | 2 | 10 | 0 | 0 | 0 | 2 | 0 | 2 | 120 | 163 | 283 | 0 | 0 | 0 |
| 16 | 1,145 | 9 | 1 | 10 | 0 | 0 | 0 | 0 | 0 | 0 | 142 | 199 | 341 | 0 | 0 | 0 |
| 17 | 831 | 3 | 0 | 3 | 0 | 0 | 0 | 0 | 0 | 0 | 91 | 207 | 298 | 0 | 0 | 0 |
| 18 | 630 | 7 | 2 | 9 | 2 | 0 | 2 | 0 | 0 | 0 | 63 | 101 | 164 | 0 | 0 | 0 |
| 19 | 621 | 3 | 2 | 5 | 0 | 0 | 0 | 1 | 0 | 1 | 98 | 95 | 193 | 0 | 0 | 0 |
| 20 | 484 | 7 | 1 | 8 | 0 | 0 | 0 | 0 | 0 | 0 | 73 | 101 | 174 | 0 | 0 | 0 |
| 21 | 429 | 0 | 1 | 1 | 0 | 0 | 0 | 0 | 0 | 0 | 19 | 44 | 63 | 0 | 0 | 0 |
| 22 | 1,216 | 12 | 0 | 12 | 0 | 0 | 0 | 1 | 0 | 1 | 192 | 211 | 403 | 0 | 1 | 1 |
| 23 | 1,021 | 9 | 2 | 11 | 0 | 0 | 0 | 0 | 1 | 1 | 177 | 235 | 412 | 0 | 0 | 0 |
| 24 | 1,257 | 2 | 1 | 3 | 0 | 0 | 0 | 0 | 0 | 0 | 196 | 247 | 443 | 0 | 0 | 0 |
| 25 | 859 | 6 | 1 | 7 | 0 | 0 | 0 | 0 | 0 | 0 | 148 | 130 | 278 | 0 | 0 | 0 |
| 26 | 698 | 6 | 3 | 9 | 1 | 0 | 1 | 1 | 0 | 1 | 107 | 93 | 200 | 0 | 0 | 0 |

President of the United States - Republican Party
March 8, 2016 Election (1 of 3)

| | POLL BOOK TOTALS | Ben Carson (REP) | | | Carly Fiorina (REP) | | | Chris Christie (REP) | | | Donald J. Trump (REP) | | | George Pataki (REP) | | |
|--------------------------|------------------|------------------|-------|-----|---------------------|-------|----|----------------------|-------|----|-----------------------|-------|-------|---------------------|-------|---|
| | AV | Elec Day | TOTAL | AV | Elec Day | TOTAL | AV | Elec Day | TOTAL | AV | Elec Day | TOTAL | AV | Elec Day | TOTAL | |
| SHELBY TOWNSHIP (cont'd) | | | | | | | | | | | | | | | | |
| 27 | 851 | 5 | 0 | 5 | 0 | 0 | 0 | 1 | 0 | 1 | 93 | 141 | 234 | 0 | 0 | 0 |
| 28 | 974 | 9 | 1 | 10 | 2 | 0 | 2 | 1 | 1 | 2 | 184 | 110 | 294 | 0 | 0 | 0 |
| 29 | 500 | 2 | 1 | 3 | 0 | 0 | 0 | 0 | 0 | 0 | 45 | 122 | 167 | 0 | 0 | 0 |
| TOTALS | 22,359 | 140 | 52 | 192 | 8 | 2 | 10 | 7 | 6 | 13 | 2,931 | 4,198 | 7,129 | 1 | 3 | 4 |
| ST. CLAIR SHORES | | | | | | | | | | | | | | | | |
| 1 | 1,234 | 7 | 2 | 9 | 3 | 0 | 3 | 3 | 0 | 3 | 114 | 209 | 323 | 0 | 0 | 0 |
| 2 | 982 | 10 | 3 | 13 | 0 | 1 | 1 | 0 | 0 | 0 | 92 | 146 | 238 | 0 | 1 | 1 |
| 3 | 1,024 | 2 | 2 | 4 | 1 | 0 | 1 | 0 | 0 | 0 | 51 | 189 | 240 | 0 | 0 | 0 |
| 4 | 1,006 | 5 | 5 | 10 | 0 | 0 | 0 | 0 | 0 | 0 | 64 | 159 | 223 | 0 | 0 | 0 |
| 5 | 928 | 2 | 6 | 8 | 1 | 0 | 1 | 0 | 1 | 1 | 30 | 141 | 171 | 0 | 0 | 0 |
| 6 | 880 | 2 | 1 | 3 | 2 | 1 | 3 | 0 | 0 | 0 | 58 | 109 | 167 | 0 | 0 | 0 |
| 7 | 541 | 2 | 3 | 5 | 0 | 0 | 0 | 0 | 0 | 0 | 31 | 116 | 147 | 0 | 0 | 0 |
| 8 | 833 | 4 | 0 | 4 | 1 | 1 | 2 | 2 | 0 | 2 | 48 | 161 | 209 | 0 | 0 | 0 |
| 9 | 534 | 3 | 4 | 7 | 2 | 0 | 2 | 0 | 0 | 0 | 38 | 107 | 145 | 0 | 0 | 0 |
| 10 | 976 | 0 | 1 | 1 | 0 | 0 | 0 | 3 | 1 | 4 | 55 | 188 | 243 | 1 | 0 | 1 |
| 11 | 421 | 5 | 2 | 7 | 0 | 0 | 0 | 0 | 0 | 0 | 34 | 84 | 118 | 1 | 0 | 1 |
| 12 | 998 | 2 | 0 | 2 | 1 | 1 | 2 | 1 | 0 | 1 | 88 | 194 | 282 | 0 | 0 | 0 |
| 13 | 1,245 | 5 | 4 | 9 | 0 | 1 | 1 | 3 | 0 | 3 | 119 | 314 | 433 | 0 | 0 | 0 |
| 14 | 373 | 5 | 2 | 7 | 0 | 0 | 0 | 0 | 0 | 0 | 16 | 81 | 97 | 0 | 0 | 0 |
| 15 | 897 | 3 | 3 | 6 | 2 | 0 | 2 | 2 | 1 | 3 | 62 | 159 | 221 | 0 | 0 | 0 |
| 16 | 887 | 5 | 1 | 6 | 0 | 1 | 1 | 1 | 0 | 1 | 78 | 190 | 268 | 0 | 0 | 0 |
| 17 | 956 | 1 | 4 | 5 | 0 | 0 | 0 | 2 | 1 | 3 | 69 | 221 | 290 | 0 | 0 | 0 |
| 18 | 761 | 1 | 2 | 3 | 1 | 0 | 1 | 0 | 0 | 0 | 72 | 138 | 210 | 0 | 0 | 0 |
| 19 | 666 | 1 | 3 | 4 | 0 | 0 | 0 | 0 | 1 | 1 | 47 | 145 | 192 | 0 | 0 | 0 |
| 20 | 466 | 1 | 1 | 2 | 0 | 0 | 0 | 1 | 0 | 1 | 32 | 110 | 142 | 0 | 0 | 0 |
| 21 | 661 | 3 | 2 | 5 | 0 | 0 | 0 | 1 | 0 | 1 | 50 | 126 | 176 | 0 | 0 | 0 |
| 22 | 580 | 1 | 0 | 1 | 0 | 0 | 0 | 0 | 0 | 0 | 44 | 131 | 175 | 0 | 0 | 0 |
| 23 | 774 | 1 | 3 | 4 | 0 | 0 | 0 | 1 | 0 | 1 | 65 | 148 | 213 | 0 | 0 | 0 |
| TOTALS | 18,623 | 71 | 54 | 125 | 14 | 6 | 20 | 20 | 5 | 25 | 1,357 | 3,566 | 4,923 | 2 | 1 | 3 |
| STERLING HEIGHTS | | | | | | | | | | | | | | | | |
| 1 | 540 | 0 | 2 | 2 | 0 | 0 | 0 | 1 | 0 | 1 | 26 | 99 | 125 | 0 | 1 | 1 |
| 2 | 813 | 2 | 2 | 4 | 0 | 0 | 0 | 0 | 0 | 0 | 55 | 172 | 227 | 0 | 0 | 0 |
| 3 | 873 | 4 | 2 | 6 | 1 | 0 | 1 | 0 | 0 | 0 | 59 | 108 | 167 | 0 | 0 | 0 |
| 4 | 1,019 | 6 | 4 | 10 | 0 | 0 | 0 | 1 | 0 | 1 | 70 | 148 | 218 | 0 | 0 | 0 |
| 5 | 941 | 6 | 0 | 6 | 2 | 0 | 2 | 1 | 0 | 1 | 93 | 118 | 211 | 0 | 0 | 0 |
| 6 | 597 | 6 | 4 | 10 | 0 | 0 | 0 | 1 | 0 | 1 | 49 | 98 | 147 | 0 | 0 | 0 |
| 7 | 800 | 3 | 2 | 5 | 0 | 0 | 0 | 0 | 0 | 0 | 72 | 150 | 222 | 0 | 0 | 0 |
| 8 | 651 | 3 | 4 | 7 | 0 | 0 | 0 | 0 | 0 | 0 | 52 | 130 | 182 | 0 | 1 | 1 |
| 9 | 360 | 3 | 1 | 4 | 0 | 0 | 0 | 0 | 1 | 1 | 18 | 56 | 74 | 0 | 0 | 0 |

President of the United States - Republican Party
March 8, 2016 Election (1 of 3)

| STERLING HEIGHTS (cont'd) | POLL BOOK TOTALS | Ben Carson (REP) | | | Carly Fiorina (REP) | | | Chris Christie (REP) | | | Donald J. Trump (REP) | | | George Pataki (REP) | | |
|---------------------------|------------------|------------------|----------|-------|---------------------|----------|-------|----------------------|----------|-------|-----------------------|----------|-------|---------------------|----------|-------|
| | | AV | Elec Day | TOTAL | AV | Elec Day | TOTAL | AV | Elec Day | TOTAL | AV | Elec Day | TOTAL | AV | Elec Day | TOTAL |
| 10 | 850 | 5 | 1 | 6 | 0 | 0 | 0 | 1 | 0 | 1 | 100 | 152 | 252 | 0 | 0 | 0 |
| 11 | 527 | 1 | 3 | 4 | 1 | 0 | 1 | 0 | 0 | 0 | 54 | 101 | 155 | 0 | 0 | 0 |
| 12 | 932 | 3 | 5 | 8 | 1 | 0 | 1 | 0 | 0 | 0 | 96 | 150 | 246 | 0 | 0 | 0 |
| 13 | 511 | 1 | 1 | 2 | 0 | 0 | 0 | 0 | 0 | 0 | 49 | 86 | 135 | 0 | 0 | 0 |
| 14 | 439 | 3 | 2 | 5 | 0 | 0 | 0 | 1 | 0 | 1 | 22 | 60 | 82 | 0 | 0 | 0 |
| 15 | 492 | 2 | 0 | 2 | 1 | 0 | 1 | 1 | 0 | 1 | 44 | 124 | 168 | 0 | 0 | 0 |
| 16 | 535 | 2 | 2 | 4 | 0 | 0 | 0 | 0 | 0 | 0 | 37 | 92 | 129 | 0 | 0 | 0 |
| 17 | 579 | 4 | 1 | 5 | 0 | 0 | 0 | 0 | 0 | 0 | 45 | 118 | 163 | 0 | 0 | 0 |
| 18 | 820 | 6 | 2 | 8 | 0 | 0 | 0 | 3 | 1 | 4 | 77 | 140 | 217 | 0 | 1 | 1 |
| 19 | 810 | 3 | 2 | 5 | 0 | 0 | 0 | 1 | 0 | 1 | 53 | 132 | 185 | 0 | 2 | 2 |
| 20 | 819 | 7 | 3 | 10 | 0 | 0 | 0 | 1 | 0 | 1 | 62 | 155 | 217 | 0 | 0 | 0 |
| 21 | 479 | 0 | 1 | 1 | 1 | 0 | 1 | 1 | 0 | 1 | 35 | 90 | 125 | 0 | 0 | 0 |
| 22 | 612 | 1 | 1 | 2 | 1 | 0 | 1 | 0 | 0 | 0 | 34 | 151 | 185 | 0 | 0 | 0 |
| 23 | 603 | 5 | 3 | 8 | 0 | 0 | 0 | 0 | 0 | 0 | 42 | 115 | 157 | 0 | 0 | 0 |
| 24 | 532 | 1 | 1 | 2 | 0 | 0 | 0 | 0 | 0 | 0 | 29 | 121 | 150 | 0 | 0 | 0 |
| 25 | 1,035 | 3 | 10 | 13 | 0 | 0 | 0 | 2 | 0 | 2 | 87 | 179 | 266 | 0 | 0 | 0 |
| 26 | 904 | 2 | 2 | 4 | 1 | 1 | 2 | 0 | 1 | 1 | 67 | 186 | 253 | 0 | 0 | 0 |
| 27 | 844 | 4 | 9 | 13 | 1 | 2 | 3 | 0 | 0 | 0 | 61 | 180 | 241 | 0 | 0 | 0 |
| 28 | 701 | 4 | 2 | 6 | 0 | 0 | 0 | 0 | 0 | 0 | 66 | 122 | 188 | 0 | 0 | 0 |
| 29 | 662 | 3 | 1 | 4 | 0 | 0 | 0 | 0 | 0 | 0 | 74 | 135 | 209 | 0 | 0 | 0 |
| 30 | 409 | 1 | 0 | 1 | 0 | 0 | 0 | 0 | 0 | 0 | 36 | 81 | 117 | 0 | 0 | 0 |
| 31 | 438 | 1 | 3 | 4 | 1 | 0 | 1 | 0 | 1 | 1 | 17 | 74 | 91 | 0 | 0 | 0 |
| 32 | 267 | 0 | 1 | 1 | 0 | 1 | 1 | 0 | 0 | 0 | 10 | 68 | 78 | 0 | 0 | 0 |
| 33 | 572 | 11 | 0 | 11 | 0 | 0 | 0 | 0 | 1 | 1 | 55 | 87 | 142 | 0 | 1 | 1 |
| 34 | 773 | 3 | 1 | 4 | 0 | 0 | 0 | 0 | 0 | 0 | 55 | 180 | 235 | 0 | 0 | 0 |
| 35 | 443 | 2 | 2 | 4 | 0 | 0 | 0 | 0 | 1 | 1 | 25 | 109 | 134 | 0 | 0 | 0 |
| 36 | 879 | 8 | 5 | 13 | 0 | 0 | 0 | 1 | 0 | 1 | 76 | 150 | 226 | 0 | 0 | 0 |
| 37 | 820 | 5 | 5 | 10 | 0 | 0 | 0 | 0 | 0 | 0 | 47 | 174 | 221 | 0 | 0 | 0 |
| 38 | 897 | 5 | 2 | 7 | 0 | 0 | 0 | 1 | 0 | 1 | 84 | 128 | 212 | 0 | 0 | 0 |
| 39 | 667 | 0 | 0 | 0 | 0 | 0 | 0 | 0 | 0 | 0 | 35 | 153 | 188 | 0 | 0 | 0 |
| 40 | 356 | 1 | 0 | 1 | 0 | 0 | 0 | 0 | 1 | 1 | 18 | 81 | 99 | 0 | 0 | 0 |
| 41 | 561 | 0 | 1 | 1 | 0 | 0 | 0 | 0 | 0 | 0 | 32 | 121 | 153 | 0 | 0 | 0 |
| 42 | 697 | 2 | 2 | 4 | 0 | 0 | 0 | 0 | 0 | 0 | 62 | 131 | 193 | 0 | 0 | 0 |
| 43 | 1,167 | 4 | 1 | 5 | 0 | 0 | 0 | 3 | 1 | 4 | 138 | 181 | 319 | 0 | 0 | 0 |
| 44 | 645 | 7 | 3 | 10 | 2 | 0 | 2 | 0 | 0 | 0 | 75 | 124 | 199 | 0 | 0 | 0 |
| 45 | 714 | 2 | 0 | 2 | 0 | 0 | 0 | 1 | 0 | 1 | 77 | 140 | 217 | 0 | 1 | 1 |
| TOTALS | 30,585 | 145 | 99 | 244 | 13 | 4 | 17 | 21 | 8 | 29 | 2,470 | 5,650 | 8,120 | 0 | 7 | 7 |
| UTICA | | | | | | | | | | | | | | | | |
| 1 | 233 | N/A | 2 | 2 | N/A | 0 | 0 | N/A | 0 | 0 | N/A | 55 | 55 | N/A | 0 | 0 |

President of the United States - Republican Party
March 8, 2016 Election (1 of 3)

| POLL BOOK TOTALS | Ben Carson (REP) Elec Day | | | Carly Fiorina (REP) Elec Day | | | Chris Christie (REP) Elec Day | | | Donald J. Trump (REP) Elec Day | | | George Pataki (REP) Elec Day | | |
|--|---------------------------------|-------|----|------------------------------------|-----|-------|-------------------------------------|-------|----|--------------------------------------|-----|-------|------------------------------------|-------|-------|
| | AV | TOTAL | AV | TOTAL | AV | TOTAL | AV | TOTAL | AV | TOTAL | AV | TOTAL | AV | TOTAL | TOTAL |
| UTICA (cont'd) | | | | | | | | | | | | | | | |
| 2 | 513 | N/A | 2 | 2 | N/A | 0 | 0 | N/A | 0 | 0 | N/A | 166 | 166 | N/A | 0 |
| 3 | 481 | N/A | 10 | 10 | N/A | 1 | 1 | N/A | 0 | 0 | N/A | 99 | 99 | N/A | 0 |
| TOTALS | 1,227 | N/A | 14 | 14 | N/A | 1 | 1 | N/A | 0 | 0 | N/A | 320 | 320 | N/A | 0 |
| VILLAGE OF GROSSE POINTE SHORES, A MICHIGAN CITY | | | | | | | | | | | | | | | |
| 3 | 37 | N/A | 0 | 0 | N/A | 0 | 0 | N/A | 0 | 0 | N/A | 11 | 11 | N/A | 0 |
| TOTALS | 37 | N/A | 0 | 0 | N/A | 0 | 0 | N/A | 0 | 0 | N/A | 11 | 11 | N/A | 0 |
| WARREN | | | | | | | | | | | | | | | |
| 1 | 467 | 1 | 1 | 2 | 0 | 0 | 0 | 0 | 0 | 0 | 10 | 39 | 49 | 0 | 0 |
| 2 | 285 | 0 | 0 | 0 | 0 | 0 | 0 | 0 | 0 | 0 | 15 | 51 | 66 | 0 | 0 |
| 3 | 706 | 0 | 7 | 7 | 0 | 0 | 0 | 0 | 0 | 0 | 28 | 91 | 119 | 0 | 0 |
| 4 | 526 | 3 | 3 | 6 | 0 | 0 | 0 | 0 | 0 | 0 | 16 | 114 | 130 | 0 | 0 |
| 5 | 476 | 4 | 0 | 4 | 0 | 0 | 0 | 1 | 1 | 13 | 61 | 74 | 0 | 0 | 0 |
| 6 | 628 | 2 | 1 | 3 | 0 | 0 | 0 | 0 | 0 | 36 | 111 | 147 | 0 | 0 | 0 |
| 7 | 392 | 0 | 4 | 4 | 0 | 0 | 0 | 0 | 0 | 17 | 39 | 56 | 0 | 0 | 0 |
| 8 | 416 | 1 | 1 | 2 | 0 | 0 | 0 | 0 | 0 | 8 | 43 | 51 | 0 | 0 | 0 |
| 9 | 466 | 0 | 1 | 1 | 0 | 0 | 0 | 0 | 0 | 23 | 61 | 84 | 0 | 0 | 0 |
| 10 | 416 | 1 | 1 | 2 | 0 | 0 | 0 | 0 | 0 | 5 | 36 | 41 | 0 | 0 | 0 |
| 11 | 9 | 0 | 0 | 0 | 0 | 0 | 0 | 0 | 0 | 0 | 0 | 0 | 0 | 0 | 0 |
| 12 | 279 | 1 | 0 | 1 | 0 | 0 | 0 | 0 | 0 | 2 | 33 | 35 | 0 | 0 | 0 |
| 13 | 175 | 0 | 1 | 1 | 0 | 0 | 0 | 1 | 1 | 11 | 41 | 52 | 0 | 0 | 0 |
| 14 | 731 | 2 | 1 | 3 | 0 | 2 | 2 | 0 | 0 | 44 | 94 | 138 | 0 | 0 | 0 |
| 15 | 460 | 0 | 1 | 1 | 0 | 0 | 0 | 0 | 0 | 7 | 60 | 67 | 0 | 0 | 0 |
| 16 | 335 | 0 | 3 | 3 | 0 | 1 | 1 | 0 | 0 | 6 | 49 | 55 | 0 | 0 | 0 |
| 17 | 503 | 1 | 2 | 3 | 0 | 0 | 0 | 0 | 0 | 28 | 92 | 120 | 0 | 0 | 0 |
| 18 | 184 | 1 | 0 | 1 | 0 | 0 | 0 | 0 | 0 | 4 | 28 | 32 | 0 | 0 | 0 |
| 19 | 539 | 1 | 2 | 3 | 0 | 0 | 0 | 0 | 0 | 31 | 89 | 120 | 0 | 0 | 0 |
| 20 | 761 | 0 | 3 | 3 | 0 | 0 | 0 | 0 | 0 | 42 | 139 | 181 | 0 | 0 | 0 |
| 22 | 828 | 6 | 3 | 9 | 0 | 0 | 0 | 1 | 1 | 48 | 150 | 198 | 1 | 1 | 2 |
| 23 | 662 | 1 | 2 | 3 | 0 | 0 | 0 | 0 | 0 | 42 | 109 | 151 | 0 | 0 | 0 |
| 24 | 269 | 3 | 0 | 3 | 0 | 0 | 0 | 0 | 0 | 15 | 61 | 76 | 0 | 0 | 0 |
| 25 | 427 | 0 | 1 | 1 | 0 | 0 | 0 | 1 | 1 | 25 | 98 | 123 | 0 | 0 | 0 |
| 26 | 354 | 0 | 1 | 1 | 0 | 0 | 0 | 0 | 0 | 10 | 40 | 50 | 0 | 1 | 1 |
| 27 | 779 | 7 | 1 | 8 | 0 | 1 | 1 | 1 | 2 | 96 | 133 | 229 | 0 | 0 | 0 |
| 28 | 963 | 3 | 1 | 4 | 0 | 0 | 0 | 2 | 2 | 61 | 112 | 173 | 0 | 0 | 0 |
| 30 | 358 | 1 | 2 | 3 | 0 | 0 | 0 | 1 | 1 | 31 | 52 | 83 | 0 | 0 | 0 |
| 31 | 934 | 1 | 1 | 2 | 0 | 1 | 1 | 2 | 2 | 72 | 128 | 200 | 0 | 0 | 0 |
| 32 | 721 | 3 | 1 | 4 | 0 | 0 | 0 | 0 | 0 | 69 | 115 | 184 | 0 | 0 | 0 |
| 33 | 812 | 4 | 4 | 8 | 2 | 2 | 0 | 0 | 0 | 64 | 128 | 192 | 0 | 0 | 0 |
| 34 | 418 | 0 | 2 | 2 | 0 | 0 | 0 | 0 | 0 | 27 | 64 | 91 | 0 | 0 | 0 |

President of the United States - Republican Party
March 8, 2016 Election (1 of 3)

| | POLL BOOK TOTALS | Ben Carson (REP) | | | Carly Fiorina (REP) | | | Chris Christie (REP) | | | Donald J. Trump (REP) | | | George Pataki (REP) | | | | |
|---------------------|------------------------|---------------------|----------|-------|------------------------|----------|-------|-------------------------|----------|-------|--------------------------|----------|--------|------------------------|----------|-------|---|---|
| | | AV | Elec Day | TOTAL | AV | Elec Day | TOTAL | AV | Elec Day | TOTAL | AV | Elec Day | TOTAL | AV | Elec Day | TOTAL | | |
| WARREN (cont'd) | | | | | | | | | | | | | | | | | | |
| 35 | 796 | 6 | 0 | 6 | 2 | 0 | 2 | 0 | 0 | 0 | 0 | 0 | 57 | 125 | 182 | 0 | 0 | 0 |
| 36 | 500 | 2 | 1 | 3 | | | | 1 | 0 | 0 | 1 | 18 | 91 | 109 | | 0 | 0 | |
| 37 | 711 | 1 | 1 | 2 | 2 | | 0 | 2 | 1 | 1 | 2 | 58 | 116 | 174 | 0 | 0 | 0 | |
| 38 | 1,048 | 4 | 2 | 6 | | | 0 | 0 | 2 | 0 | 2 | 53 | 167 | 220 | | 0 | 0 | |
| 41 | 930 | 3 | 1 | 4 | 2 | 0 | 0 | 0 | 0 | 0 | 0 | 75 | 142 | 217 | 0 | 1 | 1 | |
| 43 | 732 | 4 | 7 | 11 | | | 0 | 1 | 0 | 0 | 1 | 52 | 116 | 168 | 0 | 0 | 0 | |
| 44 | 623 | 1 | 1 | 2 | 0 | 0 | 0 | 1 | 0 | 1 | 1 | 49 | 67 | 116 | 0 | 0 | 0 | |
| 45 | 552 | 1 | 3 | 4 | | | 0 | 0 | 3 | 0 | 3 | 47 | 75 | 122 | 0 | 0 | 0 | |
| 46 | 531 | 1 | 0 | 1 | 1 | 0 | 1 | 1 | 0 | 0 | 1 | 33 | 61 | 94 | 0 | 0 | 0 | |
| 47 | 964 | 2 | 7 | 9 | | | 0 | 0 | 1 | 0 | 1 | 91 | 149 | 240 | 0 | 0 | 0 | |
| 48 | 333 | 1 | 1 | 2 | 0 | 0 | 0 | 2 | 0 | 0 | 2 | 25 | 34 | 59 | 0 | 0 | 0 | |
| 49 | 933 | 4 | 2 | 6 | 0 | 0 | 0 | 0 | 0 | 0 | 0 | 67 | 160 | 227 | 0 | 0 | 0 | |
| 50 | 781 | 2 | 1 | 3 | 0 | 1 | 1 | 0 | 0 | 0 | 0 | 61 | 130 | 191 | 0 | 0 | 0 | |
| 51 | 938 | 3 | 3 | 6 | 2 | 0 | 2 | 6 | 0 | 0 | 6 | 91 | 136 | 227 | 0 | 0 | 0 | |
| 52 | 546 | 2 | 0 | 2 | 0 | 0 | 0 | 1 | 0 | 1 | 1 | 47 | 103 | 150 | 0 | 0 | 0 | |
| 53 | 540 | 3 | 1 | 4 | 0 | 0 | 0 | 1 | 0 | 0 | 1 | 39 | 89 | 128 | 0 | 0 | 0 | |
| 54 | 706 | 3 | 1 | 4 | 0 | 0 | 0 | 2 | 0 | 0 | 2 | 61 | 108 | 169 | 0 | 0 | 0 | |
| 55 | 738 | 6 | 0 | 6 | 0 | 0 | 0 | 0 | 1 | 1 | 1 | 44 | 135 | 179 | 0 | 0 | 0 | |
| 56 | 352 | 3 | 1 | 4 | 0 | 0 | 0 | 1 | 0 | 0 | 1 | 26 | 56 | 82 | 0 | 0 | 0 | |
| 57 | 654 | 5 | 3 | 8 | 0 | 1 | 1 | 0 | 0 | 0 | 0 | 33 | 116 | 149 | 0 | 0 | 0 | |
| 58 | 978 | 6 | 2 | 8 | 0 | 0 | 0 | 1 | 0 | 0 | 1 | 89 | 196 | 285 | 0 | 0 | 0 | |
| TOTALS | 31,165 | 110 | 89 | 199 | 11 | 7 | 18 | 32 | 6 | 38 | 2,022 | 4,833 | 6,855 | 1 | 3 | 4 | | |
| WASHINGTON TOWNSHIP | | | | | | | | | | | | | | | | | | |
| 1 | 542 | 3 | 5 | 8 | 0 | 0 | 0 | 0 | 0 | 0 | 31 | 101 | 132 | 0 | 0 | 0 | | |
| 2 | 988 | 12 | 0 | 12 | 1 | 0 | 1 | 0 | 1 | 1 | 126 | 217 | 343 | 0 | 0 | 0 | | |
| 3 | 906 | 6 | 6 | 12 | 1 | 0 | 1 | 0 | 0 | 0 | 81 | 247 | 328 | 0 | 1 | 1 | | |
| 4 | 729 | 1 | 6 | 7 | 0 | 0 | 0 | 1 | 0 | 1 | 56 | 180 | 236 | 0 | 0 | 0 | | |
| 5 | 901 | 8 | 0 | 8 | 0 | 0 | 0 | 0 | 0 | 0 | 103 | 224 | 327 | 1 | 0 | 1 | | |
| 6 | 1,157 | 6 | 3 | 9 | 2 | 0 | 2 | 1 | 0 | 1 | 190 | 262 | 452 | 0 | 0 | 0 | | |
| 7 | 945 | 2 | 2 | 4 | 0 | 0 | 0 | 2 | 0 | 2 | 88 | 247 | 335 | 0 | 1 | 1 | | |
| 8 | 827 | 7 | 2 | 9 | 2 | 0 | 2 | 2 | 0 | 2 | 103 | 165 | 268 | 0 | 0 | 0 | | |
| 9 | 447 | 0 | 2 | 2 | 1 | 0 | 1 | 3 | 0 | 3 | 45 | 104 | 149 | 0 | 1 | 1 | | |
| 10 | 599 | 1 | 4 | 5 | 0 | 0 | 0 | 0 | 0 | 0 | 45 | 201 | 246 | 0 | 0 | 0 | | |
| TOTALS | 8,041 | 46 | 30 | 76 | 7 | 0 | 7 | 9 | 1 | 10 | 868 | 1,948 | 2,816 | 1 | 3 | 4 | | |
| GRAND TOTALS | | | | | | | | | | | | | | | | | | |
| | 223,592 | 898 | 754 | 1,652 | 92 | 41 | 133 | 160 | 78 | 238 | 17,217 | 43,270 | 60,487 | 12 | 32 | 44 | | |

* N/A indicates AV (Absentee) results are included in Elec Day results

President of the United States - Republican Party
March 8, 2016 Election (2 of 3)

| | POLL BOOK TOTALS | Jeb Bush (REP) | | | John R. Kasich (REP) | | | Lindsey Graham (REP) | | | Marco Rubio (REP) | | | Mike Huckabee (REP) | | |
|-----------------------|------------------|----------------|-------|----|----------------------|-------|-------|----------------------|-------|----|-------------------|-------|-----|---------------------|-------|--|
| | AV | Elec Day | TOTAL | AV | Elec Day | TOTAL | AV | Elec Day | TOTAL | AV | Elec Day | TOTAL | AV | Elec Day | TOTAL | |
| ARMADA TOWNSHIP | | | | | | | | | | | | | | | | |
| 1 | 1,004 | 7 | 0 | 7 | 39 | 102 | 141 | 0 | 0 | 0 | 21 | 23 | 44 | 0 | 0 | |
| 2 | 658 | 6 | 1 | 7 | 13 | 72 | 85 | 0 | 0 | 0 | 11 | 18 | 29 | 0 | 0 | |
| TOTALS | 1,662 | 13 | 1 | 14 | 52 | 174 | 226 | 0 | 0 | 0 | 32 | 41 | 73 | 0 | 0 | |
| BRUCE TOWNSHIP | | | | | | | | | | | | | | | | |
| 1 | 582 | 2 | 0 | 2 | 13 | 70 | 83 | 0 | 0 | 0 | 11 | 9 | 20 | 0 | 1 | |
| 2 | 1,048 | 3 | 0 | 3 | 30 | 196 | 226 | 0 | 0 | 0 | 38 | 31 | 69 | 0 | 1 | |
| 3 | 556 | 1 | 1 | 2 | 17 | 50 | 67 | 0 | 0 | 0 | 11 | 13 | 24 | 0 | 4 | |
| 4 | 700 | 1 | 0 | 1 | 10 | 99 | 109 | 0 | 1 | 1 | 14 | 34 | 48 | 1 | 1 | |
| TOTALS | 2,886 | 7 | 1 | 8 | 70 | 415 | 485 | 0 | 1 | 1 | 74 | 87 | 161 | 1 | 6 | |
| CENTER LINE | | | | | | | | | | | | | | | | |
| 1 | 495 | 1 | 0 | 1 | 7 | 33 | 40 | 0 | 0 | 0 | 3 | 7 | 10 | 0 | 0 | |
| 2 | 343 | 3 | 0 | 3 | 5 | 24 | 29 | 1 | 0 | 1 | 4 | 7 | 11 | 0 | 0 | |
| 3 | 564 | 0 | 1 | 1 | 2 | 38 | 40 | 0 | 0 | 0 | 4 | 11 | 15 | 0 | 0 | |
| 4 | 290 | 2 | 0 | 2 | 1 | 34 | 35 | 0 | 0 | 0 | 2 | 3 | 5 | 1 | 1 | |
| 5 | 294 | 0 | 2 | 2 | 3 | 19 | 22 | 0 | 1 | 1 | 3 | 4 | 7 | 0 | 0 | |
| TOTALS | 1,986 | 6 | 3 | 9 | 18 | 148 | 166 | 1 | 1 | 2 | 16 | 32 | 48 | 1 | 1 | |
| CHESTERFIELD TOWNSHIP | | | | | | | | | | | | | | | | |
| 1 | 747 | N/A | 5 | 5 | N/A | 83 | 83 | N/A | 0 | 0 | N/A | 37 | 37 | N/A | 1 | |
| 2 | 717 | N/A | 0 | 0 | N/A | 89 | 89 | N/A | 0 | 0 | N/A | 35 | 35 | N/A | 0 | |
| 3 | 957 | N/A | 4 | 4 | N/A | 141 | 141 | N/A | 0 | 0 | N/A | 45 | 45 | N/A | 1 | |
| 4 | 884 | N/A | 4 | 4 | N/A | 114 | 114 | N/A | 0 | 0 | N/A | 43 | 43 | N/A | 0 | |
| 5 | 739 | N/A | 8 | 8 | N/A | 83 | 83 | N/A | 0 | 0 | N/A | 58 | 58 | N/A | 1 | |
| 6 | 829 | N/A | 2 | 2 | N/A | 104 | 104 | N/A | 1 | 1 | N/A | 30 | 30 | N/A | 0 | |
| 7 | 768 | N/A | 4 | 4 | N/A | 99 | 99 | N/A | 0 | 0 | N/A | 37 | 37 | N/A | 0 | |
| 8 | 883 | N/A | 1 | 1 | N/A | 114 | 114 | N/A | 0 | 0 | N/A | 42 | 42 | N/A | 0 | |
| 9 | 759 | N/A | 2 | 2 | N/A | 94 | 94 | N/A | 0 | 0 | N/A | 35 | 35 | N/A | 0 | |
| 10 | 931 | N/A | 4 | 4 | N/A | 125 | 125 | N/A | 0 | 0 | N/A | 46 | 46 | N/A | 2 | |
| 11 | 964 | N/A | 4 | 4 | N/A | 117 | 117 | N/A | 0 | 0 | N/A | 40 | 40 | N/A | 0 | |
| 12 | 628 | N/A | 0 | 0 | N/A | 71 | 71 | N/A | 0 | 0 | N/A | 29 | 29 | N/A | 0 | |
| 13 | 1,061 | N/A | 1 | 1 | N/A | 143 | 143 | N/A | 1 | 1 | N/A | 63 | 63 | N/A | 1 | |
| 14 | 977 | N/A | 5 | 5 | N/A | 140 | 140 | N/A | 0 | 0 | N/A | 42 | 42 | N/A | 0 | |
| TOTALS | 11,844 | N/A | 44 | 44 | N/A | 1,517 | 1,517 | N/A | 2 | 2 | N/A | 582 | 582 | N/A | 6 | |
| CLINTON TOWNSHIP | | | | | | | | | | | | | | | | |
| 1 | 603 | 4 | 0 | 4 | 25 | 37 | 62 | 0 | 0 | 0 | 16 | 14 | 30 | 0 | 0 | |
| 2 | 232 | 0 | 0 | 0 | 8 | 23 | 31 | 0 | 0 | 0 | 4 | 6 | 10 | 0 | 0 | |
| 3 | 587 | 2 | 0 | 2 | 3 | 42 | 45 | 0 | 0 | 0 | 7 | 14 | 21 | 0 | 0 | |
| 4 | 146 | 0 | 0 | 0 | 5 | 5 | 10 | 0 | 0 | 0 | 5 | 0 | 5 | 0 | 0 | |
| 5 | 494 | 1 | 1 | 2 | 0 | 6 | 6 | 0 | 1 | 1 | 1 | 4 | 5 | 0 | 0 | |
| 6 | 656 | 1 | 2 | 3 | 14 | 44 | 58 | 0 | 0 | 0 | 10 | 14 | 24 | 0 | 1 | |

President of the United States - Republican Party
March 8, 2016 Election (2 of 3)

| | POLL BOOK TOTALS | AV | Jeb Bush (REP) | | | AV | John R. Kasich (REP) | | | AV | Lindsey Graham (REP) | | | AV | Marco Rubio (REP) | | | AV | Mike Huckabee (REP) | | |
|---------------------------|------------------------|----|-------------------|-------|----|-----|-------------------------|-------|---|----|-------------------------|-------|----|----|----------------------|-------|---|----|------------------------|-------|--|
| | | | Elec Day | TOTAL | | | Elec Day | TOTAL | | | Elec Day | TOTAL | | | Elec Day | TOTAL | | | Elec Day | TOTAL | |
| CLINTON TOWNSHIP (cont'd) | | | | | | | | | | | | | | | | | | | | | |
| 7 | 296 | 0 | 1 | 1 | 7 | 19 | 26 | 0 | 0 | 0 | 0 | 0 | 1 | 9 | 10 | 0 | 0 | 0 | 0 | 0 | |
| 8 | 544 | 1 | 1 | 2 | 8 | 44 | 52 | 0 | 0 | 0 | 0 | 0 | 6 | 6 | 12 | 0 | 1 | 1 | 1 | 1 | |
| 9 | 356 | 1 | 0 | 1 | 1 | 31 | 32 | 0 | 0 | 0 | 0 | 0 | 5 | 11 | 16 | 0 | 0 | 0 | 0 | 0 | |
| 10 | 536 | 3 | 0 | 3 | 15 | 76 | 91 | 0 | 0 | 0 | 0 | 0 | 18 | 15 | 33 | 1 | 0 | 0 | 1 | 1 | |
| 11 | 597 | 6 | 0 | 6 | 8 | 27 | 35 | 0 | 0 | 0 | 0 | 0 | 2 | 8 | 10 | 0 | 0 | 0 | 0 | 0 | |
| 12 | 321 | 1 | 0 | 1 | 3 | 29 | 32 | 0 | 0 | 0 | 0 | 0 | 2 | 3 | 5 | 0 | 0 | 0 | 0 | 0 | |
| 13 | 627 | 2 | 1 | 3 | 5 | 40 | 45 | 0 | 0 | 0 | 0 | 0 | 4 | 7 | 11 | 0 | 1 | 1 | 1 | 1 | |
| 14 | 239 | 1 | 0 | 1 | 7 | 25 | 32 | 0 | 0 | 0 | 0 | 0 | 1 | 6 | 7 | 0 | 0 | 0 | 0 | 0 | |
| 15 | 499 | 4 | 0 | 4 | 9 | 47 | 56 | 0 | 0 | 0 | 0 | 0 | 1 | 11 | 12 | 0 | 0 | 0 | 0 | 0 | |
| 16 | 632 | 7 | 1 | 8 | 15 | 47 | 62 | 0 | 0 | 0 | 0 | 0 | 21 | 11 | 32 | 1 | 0 | 1 | 1 | 1 | |
| 17 | 477 | 1 | 1 | 2 | 8 | 39 | 47 | 0 | 0 | 0 | 0 | 0 | 9 | 13 | 22 | 0 | 1 | 1 | 1 | 1 | |
| 18 | 511 | 1 | 0 | 1 | 14 | 41 | 55 | 0 | 0 | 0 | 0 | 0 | 9 | 10 | 19 | 0 | 0 | 0 | 0 | 0 | |
| 19 | 624 | 2 | 0 | 2 | 26 | 62 | 88 | 0 | 0 | 0 | 0 | 0 | 25 | 15 | 40 | 1 | 0 | 0 | 1 | 1 | |
| 20 | 127 | 0 | 0 | 0 | 0 | 3 | 3 | 0 | 0 | 0 | 0 | 0 | 0 | 5 | 5 | 0 | 0 | 0 | 0 | 0 | |
| 21 | 336 | 0 | 1 | 1 | 10 | 24 | 34 | 0 | 0 | 0 | 0 | 0 | 5 | 7 | 12 | 1 | 0 | 0 | 1 | 1 | |
| 22 | 681 | 2 | 0 | 2 | 2 | 31 | 33 | 0 | 0 | 0 | 0 | 0 | 9 | 8 | 17 | 0 | 1 | 1 | 1 | 1 | |
| 23 | 848 | 3 | 0 | 3 | 39 | 92 | 131 | 0 | 0 | 0 | 0 | 0 | 25 | 24 | 49 | 1 | 1 | 1 | 2 | 2 | |
| 24 | 517 | 2 | 0 | 2 | 13 | 55 | 68 | 0 | 0 | 0 | 0 | 0 | 13 | 11 | 24 | 0 | 0 | 0 | 0 | 0 | |
| 25 | 491 | 2 | 0 | 2 | 4 | 39 | 43 | 0 | 0 | 0 | 0 | 0 | 7 | 13 | 20 | 0 | 0 | 0 | 0 | 0 | |
| 26 | 691 | 3 | 0 | 3 | 12 | 80 | 92 | 0 | 0 | 0 | 0 | 0 | 12 | 11 | 23 | 0 | 1 | 1 | 1 | 1 | |
| 27 | 581 | 5 | 0 | 5 | 20 | 54 | 74 | 0 | 0 | 0 | 0 | 0 | 19 | 12 | 31 | 0 | 0 | 0 | 0 | 0 | |
| 28 | 508 | 1 | 0 | 1 | 4 | 16 | 20 | 0 | 1 | 1 | 1 | 1 | 7 | 5 | 12 | 0 | 0 | 0 | 0 | 0 | |
| 29 | 802 | 6 | 1 | 7 | 30 | 116 | 146 | 0 | 0 | 0 | 0 | 0 | 17 | 18 | 35 | 1 | 1 | 1 | 2 | 2 | |
| 30 | 559 | 1 | 0 | 1 | 9 | 32 | 41 | 0 | 0 | 0 | 0 | 0 | 12 | 23 | 35 | 1 | 1 | 1 | 2 | 2 | |
| 31 | 649 | 2 | 0 | 2 | 5 | 65 | 70 | 0 | 0 | 0 | 0 | 0 | 3 | 14 | 17 | 2 | 0 | 0 | 2 | 2 | |
| 32 | 458 | 4 | 0 | 4 | 7 | 60 | 67 | 0 | 0 | 0 | 0 | 0 | 20 | 10 | 30 | 0 | 1 | 1 | 1 | 1 | |
| 33 | 835 | 4 | 0 | 4 | 22 | 66 | 88 | 0 | 0 | 0 | 0 | 0 | 17 | 15 | 32 | 0 | 0 | 0 | 0 | 0 | |
| 34 | 510 | 1 | 0 | 1 | 6 | 30 | 36 | 0 | 0 | 0 | 0 | 0 | 4 | 22 | 26 | 0 | 1 | 1 | 1 | 1 | |
| 35 | 1,033 | 9 | 2 | 11 | 46 | 93 | 139 | 0 | 0 | 0 | 0 | 0 | 29 | 23 | 52 | 1 | 1 | 1 | 2 | 2 | |
| 36 | 644 | 4 | 0 | 4 | 23 | 62 | 85 | 0 | 0 | 0 | 0 | 0 | 13 | 10 | 23 | 0 | 1 | 1 | 1 | 1 | |
| 37 | 877 | 1 | 1 | 2 | 20 | 78 | 98 | 0 | 0 | 0 | 0 | 0 | 26 | 20 | 46 | 0 | 0 | 0 | 0 | 0 | |
| 38 | 548 | 4 | 2 | 6 | 13 | 90 | 103 | 0 | 0 | 0 | 0 | 0 | 17 | 21 | 38 | 0 | 0 | 0 | 0 | 0 | |
| 39 | 539 | 2 | 0 | 2 | 14 | 61 | 75 | 0 | 0 | 0 | 0 | 0 | 9 | 11 | 20 | 0 | 1 | 1 | 1 | 1 | |
| 40 | 735 | 0 | 1 | 1 | 16 | 77 | 93 | 0 | 0 | 0 | 0 | 0 | 14 | 20 | 34 | 0 | 0 | 0 | 0 | 0 | |
| 41 | 611 | 2 | 2 | 4 | 9 | 69 | 78 | 0 | 0 | 0 | 0 | 0 | 11 | 17 | 28 | 0 | 0 | 0 | 0 | 0 | |
| 42 | 691 | 4 | 1 | 5 | 11 | 57 | 68 | 0 | 0 | 0 | 0 | 0 | 11 | 13 | 24 | 0 | 0 | 0 | 0 | 0 | |
| 43 | 337 | 1 | 0 | 1 | 16 | 62 | 78 | 0 | 0 | 0 | 0 | 0 | 3 | 8 | 11 | 0 | 0 | 0 | 0 | 0 | |
| 44 | 985 | 2 | 2 | 4 | 48 | 102 | 150 | 0 | 0 | 0 | 0 | 0 | 35 | 23 | 58 | 1 | 0 | 0 | 1 | 1 | |
| 45 | 630 | 5 | 0 | 5 | 31 | 88 | 119 | 0 | 0 | 0 | 0 | 0 | 22 | 17 | 39 | 2 | 0 | 0 | 2 | 2 | |

President of the United States - Republican Party
March 8, 2016 Election (2 of 3)

| POLL BOOK TOTALS | | Jeb Bush (REP) | | | John R. Kasich (REP) | | | Lindsey Graham (REP) | | | Marco Rubio (REP) | | | Mike Huckabee (REP) | | |
|---------------------------|--------|----------------|----------|-------|----------------------|----------|-------|----------------------|----------|-------|-------------------|----------|-------|---------------------|----------|-------|
| TOTALS | | AV | Elec Day | TOTAL | AV | Elec Day | TOTAL | AV | Elec Day | TOTAL | AV | Elec Day | TOTAL | AV | Elec Day | TOTAL |
| CLINTON TOWNSHIP (cont'd) | | | | | | | | | | | | | | | | |
| 46 | 930 | 4 | 0 | 4 | 41 | 63 | 104 | 0 | 0 | 0 | 38 | 16 | 54 | 0 | 0 | 0 |
| TOTALS | 26,130 | 112 | 21 | 133 | 652 | 2,349 | 3,001 | 0 | 2 | 2 | 545 | 574 | 1,119 | 13 | 14 | 27 |
| EASTPOINTE | | | | | | | | | | | | | | | | |
| 1 | 555 | 1 | 0 | 1 | 3 | 34 | 37 | 0 | 0 | 0 | 1 | 5 | 6 | 0 | 0 | 0 |
| 2 | 699 | 0 | 1 | 1 | 6 | 37 | 43 | 0 | 0 | 0 | 7 | 14 | 21 | 0 | 0 | 0 |
| 3 | 661 | 0 | 0 | 0 | 4 | 44 | 48 | 0 | 0 | 0 | 3 | 13 | 16 | 0 | 0 | 0 |
| 4 | 616 | 1 | 0 | 1 | 7 | 42 | 49 | 0 | 0 | 0 | 5 | 5 | 10 | 0 | 0 | 0 |
| 5 | 619 | 1 | 1 | 2 | 2 | 30 | 32 | 1 | 0 | 1 | 1 | 14 | 15 | 0 | 0 | 0 |
| 6 | 661 | 1 | 2 | 3 | 3 | 28 | 31 | 0 | 0 | 0 | 7 | 10 | 17 | 1 | 1 | 2 |
| 7 | 756 | 0 | 0 | 0 | 5 | 14 | 19 | 0 | 0 | 0 | 2 | 7 | 9 | 0 | 0 | 0 |
| 8 | 631 | 1 | 0 | 1 | 5 | 19 | 24 | 0 | 0 | 0 | 3 | 1 | 4 | 0 | 0 | 0 |
| 9 | 718 | 0 | 0 | 0 | 4 | 30 | 34 | 0 | 0 | 0 | 7 | 7 | 14 | 0 | 0 | 0 |
| 10 | 530 | 1 | 0 | 1 | 5 | 25 | 30 | 0 | 0 | 0 | 0 | 5 | 5 | 1 | 0 | 1 |
| 11 | 856 | 4 | 0 | 4 | 7 | 60 | 67 | 0 | 0 | 0 | 7 | 13 | 20 | 1 | 0 | 1 |
| 12 | 910 | 0 | 1 | 1 | 12 | 49 | 61 | 0 | 0 | 0 | 7 | 10 | 17 | 0 | 0 | 0 |
| TOTALS | 8,212 | 10 | 5 | 15 | 63 | 412 | 475 | 1 | 0 | 1 | 50 | 104 | 154 | 3 | 1 | 4 |
| FRASER | | | | | | | | | | | | | | | | |
| 1 | 490 | 1 | 0 | 1 | 6 | 43 | 49 | 0 | 0 | 0 | 4 | 8 | 12 | 0 | 0 | 0 |
| 2 | 710 | 3 | 1 | 4 | 11 | 83 | 94 | 0 | 0 | 0 | 18 | 17 | 35 | 0 | 0 | 0 |
| 3 | 890 | 2 | 1 | 3 | 16 | 75 | 91 | 0 | 1 | 1 | 9 | 20 | 29 | 0 | 0 | 0 |
| 4 | 629 | 1 | 0 | 1 | 13 | 69 | 82 | 0 | 0 | 0 | 9 | 19 | 28 | 0 | 0 | 0 |
| 5 | 207 | 0 | 0 | 0 | 0 | 25 | 25 | 0 | 0 | 0 | 4 | 7 | 11 | 0 | 0 | 0 |
| 6 | 802 | 1 | 0 | 1 | 20 | 142 | 162 | 0 | 0 | 0 | 22 | 34 | 56 | 0 | 0 | 0 |
| 7 | 423 | 4 | 0 | 4 | 5 | 37 | 42 | 0 | 0 | 0 | 5 | 11 | 16 | 0 | 0 | 0 |
| TOTALS | 4,151 | 12 | 2 | 14 | 71 | 474 | 545 | 0 | 1 | 1 | 71 | 116 | 187 | 0 | 0 | 0 |
| HARRISON TOWNSHIP | | | | | | | | | | | | | | | | |
| 1 | 732 | 3 | 0 | 3 | 12 | 78 | 90 | 0 | 0 | 0 | 14 | 9 | 23 | 1 | 1 | 2 |
| 2 | 764 | 1 | 1 | 2 | 13 | 65 | 78 | 0 | 0 | 0 | 11 | 19 | 30 | 1 | 0 | 1 |
| 3 | 568 | 1 | 1 | 2 | 9 | 60 | 69 | 0 | 0 | 0 | 10 | 15 | 25 | 0 | 0 | 0 |
| 4 | 1,110 | 3 | 2 | 5 | 45 | 132 | 177 | 0 | 0 | 0 | 20 | 18 | 38 | 0 | 0 | 0 |
| 5 | 875 | 4 | 1 | 5 | 23 | 127 | 150 | 0 | 0 | 0 | 24 | 13 | 37 | 0 | 0 | 0 |
| 6 | 1,026 | 6 | 0 | 6 | 31 | 123 | 154 | 0 | 0 | 0 | 16 | 30 | 46 | 0 | 0 | 0 |
| 7 | 945 | 2 | 2 | 4 | 45 | 108 | 153 | 0 | 0 | 0 | 18 | 23 | 41 | 0 | 0 | 0 |
| 8 | 588 | 4 | 0 | 4 | 16 | 42 | 58 | 0 | 1 | 1 | 6 | 14 | 20 | 0 | 0 | 0 |
| 9 | 766 | 2 | 0 | 2 | 16 | 76 | 92 | 0 | 0 | 0 | 27 | 7 | 34 | 0 | 0 | 0 |
| 10 | 567 | 6 | 1 | 7 | 5 | 68 | 73 | 1 | 0 | 1 | 10 | 9 | 19 | 0 | 0 | 0 |
| TOTALS | 7,941 | 32 | 8 | 40 | 215 | 879 | 1,094 | 1 | 1 | 2 | 156 | 157 | 313 | 2 | 1 | 3 |
| LENOX TOWNSHIP | | | | | | | | | | | | | | | | |
| 1 | 510 | N/A | 5 | 5 | N/A | 75 | 75 | N/A | 1 | 1 | N/A | 23 | 23 | N/A | 0 | 0 |

President of the United States - Republican Party
March 8, 2016 Election (2 of 3)

| POLL BOOK TOTALS | | Jeb Bush (REP) | | | John R. Kasich (REP) | | | Lindsey Graham (REP) | | | Marco Rubio (REP) | | | Mike Huckabee (REP) | | |
|-------------------------|-------|----------------|----------|-------|----------------------|----------|-------|----------------------|----------|-------|-------------------|----------|-------|---------------------|----------|-------|
| TOTALS | | AV | Elec Day | TOTAL | AV | Elec Day | TOTAL | AV | Elec Day | TOTAL | AV | Elec Day | TOTAL | AV | Elec Day | TOTAL |
| LENOX TOWNSHIP (cont'd) | | | | | | | | | | | | | | | | |
| 2 | 615 | N/A | 1 | 1 | N/A | 62 | 62 | N/A | 0 | 0 | N/A | 23 | 23 | N/A | 0 | 0 |
| 3 | 650 | N/A | 1 | 1 | N/A | 43 | 43 | N/A | 0 | 0 | N/A | 20 | 20 | N/A | 0 | 0 |
| 4 | 323 | N/A | 0 | 0 | N/A | 29 | 29 | N/A | 0 | 0 | N/A | 15 | 15 | N/A | 0 | 0 |
| TOTALS | 2,098 | N/A | 7 | 7 | N/A | 209 | 209 | N/A | 1 | 1 | N/A | 81 | 81 | N/A | 0 | 0 |
| MACOMB TOWNSHIP | | | | | | | | | | | | | | | | |
| 1 | 528 | 1 | 0 | 1 | 14 | 62 | 76 | 0 | 0 | 0 | 15 | 17 | 32 | 0 | 0 | 0 |
| 2 | 728 | 0 | 1 | 1 | 12 | 82 | 94 | 0 | 0 | 0 | 23 | 18 | 41 | 2 | 0 | 2 |
| 3 | 618 | 1 | 1 | 2 | 7 | 110 | 117 | 0 | 0 | 0 | 14 | 25 | 39 | 0 | 0 | 0 |
| 4 | 691 | 2 | 1 | 3 | 5 | 73 | 78 | 0 | 0 | 0 | 16 | 23 | 39 | 0 | 1 | 1 |
| 5 | 768 | 2 | 1 | 3 | 11 | 117 | 128 | 0 | 0 | 0 | 22 | 18 | 40 | 0 | 0 | 0 |
| 6 | 594 | 3 | 1 | 4 | 11 | 55 | 66 | 0 | 0 | 0 | 21 | 3 | 24 | 1 | 0 | 1 |
| 7 | 665 | 3 | 0 | 3 | 16 | 82 | 98 | 0 | 0 | 0 | 28 | 19 | 47 | 0 | 0 | 0 |
| 8 | 589 | 2 | 0 | 2 | 8 | 56 | 64 | 0 | 0 | 0 | 21 | 9 | 30 | 0 | 0 | 0 |
| 9 | 828 | 2 | 0 | 2 | 8 | 103 | 111 | 0 | 0 | 0 | 18 | 29 | 47 | 1 | 1 | 2 |
| 10 | 494 | 1 | 0 | 1 | 4 | 44 | 48 | 0 | 0 | 0 | 13 | 15 | 28 | 1 | 0 | 1 |
| 11 | 843 | 1 | 1 | 2 | 11 | 127 | 138 | 0 | 0 | 0 | 12 | 32 | 44 | 1 | 0 | 1 |
| 12 | 686 | 5 | 0 | 5 | 25 | 84 | 109 | 0 | 1 | 1 | 20 | 17 | 37 | 1 | 0 | 1 |
| 13 | 758 | 2 | 1 | 3 | 12 | 129 | 141 | 0 | 0 | 0 | 15 | 30 | 45 | 0 | 0 | 0 |
| 14 | 762 | 2 | 1 | 3 | 14 | 107 | 121 | 0 | 0 | 0 | 25 | 19 | 44 | 0 | 0 | 0 |
| 15 | 742 | 9 | 0 | 9 | 30 | 64 | 94 | 0 | 0 | 0 | 33 | 28 | 61 | 0 | 1 | 1 |
| 16 | 1,025 | 3 | 1 | 4 | 24 | 179 | 203 | 0 | 0 | 0 | 20 | 32 | 52 | 0 | 2 | 2 |
| 17 | 789 | 0 | 2 | 2 | 20 | 96 | 116 | 0 | 0 | 0 | 14 | 39 | 53 | 0 | 1 | 1 |
| 18 | 479 | 3 | 0 | 3 | 8 | 30 | 38 | 0 | 0 | 0 | 9 | 6 | 15 | 0 | 0 | 0 |
| 19 | 329 | 0 | 0 | 0 | 1 | 16 | 17 | 0 | 0 | 0 | 5 | 6 | 11 | 0 | 0 | 0 |
| 20 | 683 | 2 | 0 | 2 | 19 | 92 | 111 | 0 | 0 | 0 | 17 | 35 | 52 | 0 | 0 | 0 |
| 21 | 764 | 7 | 1 | 8 | 12 | 92 | 104 | 0 | 0 | 0 | 33 | 22 | 55 | 1 | 1 | 2 |
| 22 | 792 | 7 | 0 | 7 | 26 | 74 | 100 | 0 | 0 | 0 | 41 | 19 | 60 | 0 | 0 | 0 |
| 23 | 758 | 3 | 0 | 3 | 46 | 56 | 102 | 0 | 0 | 0 | 66 | 13 | 79 | 2 | 0 | 2 |
| 24 | 1,031 | 7 | 0 | 7 | 28 | 85 | 113 | 0 | 0 | 0 | 69 | 24 | 93 | 1 | 0 | 1 |
| 25 | 510 | 0 | 0 | 0 | 5 | 83 | 88 | 0 | 0 | 0 | 10 | 21 | 31 | 0 | 0 | 0 |
| 26 | 453 | 1 | 0 | 1 | 9 | 52 | 61 | 0 | 0 | 0 | 19 | 23 | 42 | 0 | 0 | 0 |
| 27 | 493 | 3 | 1 | 4 | 4 | 68 | 72 | 0 | 0 | 0 | 5 | 19 | 24 | 0 | 0 | 0 |
| 28 | 491 | 0 | 1 | 1 | 8 | 64 | 72 | 0 | 0 | 0 | 8 | 10 | 18 | 0 | 0 | 0 |
| 29 | 543 | 3 | 1 | 4 | 10 | 90 | 100 | 0 | 0 | 0 | 14 | 14 | 28 | 0 | 0 | 0 |
| 30 | 691 | 2 | 2 | 4 | 2 | 83 | 85 | 0 | 0 | 0 | 19 | 30 | 49 | 0 | 0 | 0 |
| 31 | 472 | 4 | 0 | 4 | 15 | 41 | 56 | 0 | 0 | 0 | 20 | 5 | 25 | 0 | 0 | 0 |
| 32 | 636 | 6 | 3 | 9 | 8 | 85 | 93 | 0 | 1 | 1 | 11 | 22 | 33 | 0 | 1 | 1 |
| 33 | 479 | 2 | 0 | 2 | 9 | 39 | 48 | 0 | 0 | 0 | 12 | 10 | 22 | 0 | 0 | 0 |
| 34 | 557 | 3 | 0 | 3 | 8 | 82 | 90 | 0 | 0 | 0 | 5 | 16 | 21 | 0 | 0 | 0 |

President of the United States - Republican Party
March 8, 2016 Election (2 of 3)

| POLL BOOK | Jeb Bush (REP) | John R. Kasich (REP) | Lindsey Graham (REP) | Marco Rubio (REP) | Mike Huckabee (REP) | | | | | | | | | | | |
|--------------------------|-------------------|-------------------------|-------------------------|----------------------|------------------------|-------|-------|----------|-------|----|-----|-----|-------|-----|---|----|
| TOTALS | AV | Elec Day | TOTAL | AV | Elec Day | TOTAL | AV | Elec Day | TOTAL | | | | | | | |
| MACOMB TOWNSHIP (cont'd) | | | | | | | | | | | | | | | | |
| 35 | 590 | 0 | 0 | 0 | 13 | 108 | 121 | 0 | 0 | 11 | 15 | 26 | 1 | 0 | 1 | |
| TOTALS | 22,859 | 92 | 20 | 112 | 463 | 2,810 | 3,273 | 0 | 2 | 2 | 704 | 683 | 1,387 | 12 | 8 | 20 |
| MEMPHIS | | | | | | | | | | | | | | | | |
| 1 | 200 | N/A | 0 | 0 | N/A | 26 | 26 | N/A | 0 | 0 | N/A | 10 | 10 | N/A | 0 | 0 |
| TOTALS | 200 | N/A | 0 | 0 | N/A | 26 | 26 | N/A | 0 | 0 | N/A | 10 | 10 | N/A | 0 | 0 |
| MOUNT CLEMENS | | | | | | | | | | | | | | | | |
| 1 | 412 | 1 | 1 | 2 | 1 | 19 | 20 | 0 | 0 | 0 | 0 | 5 | 5 | 0 | 0 | 0 |
| 2 | 629 | 3 | 0 | 3 | 12 | 77 | 89 | 1 | 0 | 1 | 6 | 17 | 23 | 0 | 0 | 0 |
| 3 | 825 | 1 | 0 | 1 | 5 | 37 | 42 | 0 | 0 | 0 | 9 | 14 | 23 | 1 | 1 | 2 |
| 4 | 382 | 1 | 0 | 1 | 3 | 22 | 25 | 1 | 0 | 1 | 2 | 10 | 12 | 0 | 0 | 0 |
| 5 | 403 | 1 | 0 | 1 | 4 | 3 | 7 | 0 | 0 | 0 | 2 | 2 | 4 | 2 | 1 | 3 |
| 6 | 458 | 1 | 0 | 1 | 6 | 25 | 31 | 0 | 0 | 0 | 5 | 9 | 14 | 0 | 0 | 0 |
| 9 | 712 | 6 | 0 | 6 | 16 | 76 | 92 | 0 | 0 | 0 | 14 | 10 | 24 | 0 | 0 | 0 |
| TOTALS | 3,821 | 14 | 1 | 15 | 47 | 259 | 306 | 2 | 0 | 2 | 38 | 67 | 105 | 3 | 2 | 5 |
| NEW BALTIMORE | | | | | | | | | | | | | | | | |
| 1 | 477 | 1 | 0 | 1 | 0 | 70 | 70 | 0 | 0 | 0 | 3 | 10 | 13 | 0 | 0 | 0 |
| 2 | 394 | 1 | 1 | 2 | 5 | 50 | 55 | 0 | 0 | 0 | 8 | 7 | 15 | 0 | 2 | 2 |
| 3 | 902 | 1 | 0 | 1 | 15 | 143 | 158 | 0 | 0 | 0 | 8 | 33 | 41 | 0 | 0 | 0 |
| 4 | 672 | 2 | 2 | 4 | 13 | 71 | 84 | 0 | 0 | 0 | 11 | 19 | 30 | 0 | 0 | 0 |
| 5 | 703 | 2 | 3 | 5 | 5 | 120 | 125 | 0 | 0 | 0 | 11 | 24 | 35 | 0 | 0 | 0 |
| TOTALS | 3,148 | 7 | 6 | 13 | 38 | 454 | 492 | 0 | 0 | 0 | 41 | 93 | 134 | 0 | 2 | 2 |
| RAY TOWNSHIP | | | | | | | | | | | | | | | | |
| 1 | 539 | 3 | 1 | 4 | 8 | 74 | 82 | 0 | 0 | 0 | 17 | 10 | 27 | 0 | 0 | 0 |
| 2 | 689 | 2 | 2 | 4 | 13 | 71 | 84 | 0 | 0 | 0 | 13 | 19 | 32 | 0 | 0 | 0 |
| TOTALS | 1,228 | 5 | 3 | 8 | 21 | 145 | 166 | 0 | 0 | 0 | 30 | 29 | 59 | 0 | 0 | 0 |
| RICHMOND TOWNSHIP | | | | | | | | | | | | | | | | |
| 1 | 459 | N/A | 4 | 4 | N/A | 57 | 57 | N/A | 0 | 0 | N/A | 32 | 32 | N/A | 0 | 0 |
| 2 | 528 | N/A | 0 | 0 | N/A | 80 | 80 | N/A | 0 | 0 | N/A | 38 | 38 | N/A | 0 | 0 |
| TOTALS | 987 | N/A | 4 | 4 | N/A | 137 | 137 | N/A | 0 | 0 | N/A | 70 | 70 | N/A | 0 | 0 |
| RICHMOND CITY | | | | | | | | | | | | | | | | |
| 1 | 907 | N/A | 5 | 5 | N/A | 112 | 112 | N/A | 0 | 0 | N/A | 59 | 59 | N/A | 0 | 0 |
| 2 | 647 | N/A | 4 | 4 | N/A | 95 | 95 | N/A | 0 | 0 | N/A | 29 | 29 | N/A | 1 | 1 |
| TOTALS | 1,554 | N/A | 9 | 9 | N/A | 207 | 207 | N/A | 0 | 0 | N/A | 88 | 88 | N/A | 1 | 1 |
| ROSEVILLE | | | | | | | | | | | | | | | | |
| 1 | 763 | 0 | 0 | 0 | 5 | 57 | 62 | 0 | 1 | 1 | 7 | 14 | 21 | 0 | 0 | 0 |
| 2 | 1,012 | 0 | 0 | 0 | 6 | 50 | 56 | 0 | 0 | 0 | 12 | 21 | 33 | 1 | 1 | 2 |
| 3 | 664 | 0 | 2 | 2 | 2 | 31 | 33 | 0 | 0 | 0 | 4 | 11 | 15 | 0 | 0 | 0 |
| 4 | 446 | 1 | 0 | 1 | 8 | 26 | 34 | 0 | 1 | 1 | 5 | 12 | 17 | 0 | 0 | 0 |

President of the United States - Republican Party
March 8, 2016 Election (2 of 3)

| POLL BOOK TOTALS | Jeb Bush (REP) | | | John R. Kasich (REP) | | | Lindsey Graham (REP) | | | Marco Rubio (REP) | | | Mike Huckabee (REP) | | |
|--------------------|----------------|----------|-------|----------------------|----------|-------|----------------------|----------|-------|-------------------|----------|-------|---------------------|----------|-------|
| | AV | Elec Day | TOTAL | AV | Elec Day | TOTAL | AV | Elec Day | TOTAL | AV | Elec Day | TOTAL | AV | Elec Day | TOTAL |
| ROSEVILLE (cont'd) | | | | | | | | | | | | | | | |
| 5 | 717 | 1 | 0 | 1 | 0 | 0 | 0 | 0 | 0 | 9 | 20 | 29 | 1 | 0 | 1 |
| 6 | 890 | 0 | 0 | 0 | 0 | 0 | 0 | 0 | 0 | 8 | 14 | 22 | 0 | 2 | 2 |
| 7 | 950 | 0 | 2 | 2 | 5 | 46 | 0 | 0 | 0 | 5 | 14 | 19 | 1 | 1 | 2 |
| 8 | 867 | 1 | 1 | 2 | 3 | 50 | 0 | 0 | 0 | 5 | 15 | 20 | 0 | 0 | 0 |
| 9 | 948 | 0 | 1 | 1 | 7 | 87 | 0 | 0 | 0 | 14 | 17 | 31 | 0 | 2 | 2 |
| 10 | 538 | 2 | 0 | 2 | 2 | 50 | 0 | 0 | 0 | 0 | 9 | 9 | 0 | 1 | 1 |
| 11 | 663 | 0 | 2 | 2 | 1 | 42 | 0 | 0 | 0 | 10 | 13 | 23 | 0 | 1 | 1 |
| 12 | 645 | 4 | 0 | 4 | 5 | 39 | 0 | 0 | 0 | 15 | 5 | 20 | 0 | 0 | 0 |
| 13 | 350 | 0 | 0 | 0 | 3 | 25 | 0 | 0 | 0 | 2 | 5 | 7 | 0 | 0 | 0 |
| 14 | 574 | 3 | 0 | 3 | 3 | 22 | 0 | 0 | 0 | 7 | 5 | 12 | 0 | 0 | 0 |
| 15 | 821 | 2 | 1 | 3 | 8 | 54 | 0 | 1 | 1 | 14 | 9 | 23 | 1 | 0 | 1 |
| TOTALS | 10,848 | 14 | 9 | 23 | 67 | 679 | 0 | 3 | 3 | 117 | 184 | 301 | 4 | 8 | 12 |
| SHELBY TOWNSHIP | | | | | | | | | | | | | | | |
| 1 | 1,055 | 3 | 0 | 3 | 37 | 154 | 0 | 0 | 0 | 33 | 26 | 59 | 0 | 1 | 1 |
| 2 | 926 | 3 | 0 | 3 | 31 | 113 | 0 | 0 | 0 | 21 | 24 | 45 | 0 | 0 | 0 |
| 3 | 455 | 1 | 0 | 1 | 13 | 47 | 0 | 0 | 0 | 2 | 7 | 9 | 0 | 0 | 0 |
| 4 | 775 | 7 | 0 | 7 | 23 | 106 | 0 | 0 | 0 | 27 | 28 | 55 | 0 | 2 | 2 |
| 5 | 1,188 | 2 | 0 | 2 | 49 | 145 | 0 | 0 | 0 | 51 | 27 | 78 | 1 | 0 | 1 |
| 6 | 531 | 4 | 1 | 5 | 4 | 59 | 0 | 0 | 0 | 8 | 11 | 19 | 0 | 2 | 2 |
| 7 | 829 | 4 | 0 | 4 | 48 | 103 | 0 | 0 | 0 | 39 | 18 | 57 | 0 | 0 | 0 |
| 8 | 373 | 0 | 0 | 0 | 11 | 58 | 0 | 0 | 0 | 11 | 14 | 25 | 0 | 0 | 0 |
| 9 | 463 | 0 | 1 | 1 | 6 | 56 | 0 | 0 | 0 | 10 | 14 | 24 | 0 | 0 | 0 |
| 10 | 621 | 3 | 0 | 3 | 24 | 74 | 0 | 0 | 0 | 11 | 13 | 24 | 0 | 0 | 0 |
| 11 | 729 | 1 | 2 | 3 | 15 | 56 | 0 | 0 | 0 | 16 | 17 | 33 | 0 | 0 | 0 |
| 12 | 655 | 8 | 0 | 8 | 32 | 82 | 0 | 0 | 0 | 23 | 15 | 38 | 0 | 0 | 0 |
| 13 | 458 | 2 | 1 | 3 | 21 | 54 | 0 | 0 | 0 | 19 | 12 | 31 | 0 | 0 | 0 |
| 14 | 830 | 3 | 1 | 4 | 22 | 89 | 0 | 0 | 0 | 25 | 15 | 40 | 0 | 0 | 0 |
| 15 | 955 | 5 | 1 | 6 | 39 | 129 | 0 | 0 | 0 | 22 | 26 | 48 | 0 | 0 | 0 |
| 16 | 1,145 | 9 | 0 | 9 | 66 | 181 | 0 | 0 | 0 | 62 | 30 | 92 | 0 | 1 | 1 |
| 17 | 831 | 1 | 1 | 2 | 16 | 129 | 0 | 0 | 0 | 31 | 31 | 62 | 1 | 0 | 1 |
| 18 | 630 | 4 | 0 | 4 | 24 | 65 | 0 | 0 | 0 | 19 | 24 | 43 | 0 | 0 | 0 |
| 19 | 621 | 4 | 0 | 4 | 25 | 88 | 0 | 0 | 0 | 33 | 23 | 56 | 0 | 1 | 1 |
| 20 | 484 | 5 | 1 | 6 | 13 | 32 | 0 | 0 | 0 | 6 | 5 | 11 | 0 | 2 | 2 |
| 21 | 429 | 0 | 0 | 0 | 3 | 33 | 0 | 0 | 0 | 9 | 13 | 22 | 0 | 0 | 0 |
| 22 | 1,216 | 5 | 0 | 5 | 66 | 200 | 0 | 0 | 0 | 52 | 41 | 93 | 1 | 0 | 1 |
| 23 | 1,021 | 3 | 0 | 3 | 28 | 134 | 0 | 0 | 0 | 32 | 37 | 69 | 0 | 0 | 0 |
| 24 | 1,257 | 5 | 2 | 7 | 79 | 190 | 0 | 0 | 0 | 71 | 43 | 114 | 0 | 0 | 0 |
| 25 | 859 | 2 | 1 | 3 | 54 | 107 | 0 | 0 | 0 | 39 | 26 | 65 | 1 | 0 | 1 |
| 26 | 698 | 6 | 0 | 6 | 41 | 32 | 0 | 0 | 0 | 30 | 12 | 42 | 1 | 0 | 1 |

President of the United States - Republican Party
March 8, 2016 Election (2 of 3)

| | POLL BOOK TOTALS | AV | Jeb Bush (REP) | | TOTAL | AV | John R. Kasich (REP) | | TOTAL | AV | Lindsey Graham (REP) | | TOTAL | AV | Marco Rubio (REP) | | TOTAL | AV | Mike Huckabee (REP) | | TOTAL | |
|--------------------------|------------------|----|----------------|-----|-------|-------|----------------------|---|-------|----|----------------------|-----|-------|----|-------------------|---|-------|----|---------------------|---|-------|--|
| | | | Elec Day | | | | Elec Day | | | | Elec Day | | | | Elec Day | | | | Elec Day | | | |
| SHELBY TOWNSHIP (cont'd) | | | | | | | | | | | | | | | | | | | | | | |
| 27 | 851 | 4 | 1 | 5 | 32 | 88 | 120 | 0 | 0 | 0 | 24 | 20 | 44 | 0 | 0 | 0 | 0 | 0 | 0 | 0 | 0 | |
| 28 | 974 | 4 | 0 | 4 | 61 | 68 | 129 | 0 | 0 | 0 | 55 | 14 | 69 | 2 | 0 | 0 | 2 | 0 | 0 | 0 | 2 | |
| 29 | 500 | 0 | 0 | 0 | 11 | 78 | 89 | 0 | 0 | 0 | 11 | 15 | 26 | 0 | 0 | 0 | 0 | 0 | 0 | 0 | 0 | |
| TOTALS | 22,359 | 98 | 13 | 111 | 894 | 2,750 | 3,644 | 0 | 0 | 0 | 792 | 601 | 1,393 | 7 | 9 | 9 | 16 | | | | | |
| ST. CLAIR SHORES | | | | | | | | | | | | | | | | | | | | | | |
| 1 | 1,234 | 10 | 1 | 11 | 50 | 160 | 210 | 0 | 0 | 0 | 47 | 29 | 76 | 0 | 0 | 2 | 2 | | | | 2 | |
| 2 | 982 | 6 | 0 | 6 | 25 | 77 | 102 | 0 | 0 | 0 | 29 | 17 | 46 | 1 | 0 | 0 | 1 | | | | 1 | |
| 3 | 1,024 | 5 | 0 | 5 | 15 | 123 | 138 | 0 | 0 | 0 | 21 | 31 | 52 | 1 | 0 | 0 | 1 | | | | 1 | |
| 4 | 1,006 | 5 | 0 | 5 | 25 | 106 | 131 | 0 | 0 | 0 | 17 | 25 | 42 | 0 | 0 | 1 | 1 | | | | 1 | |
| 5 | 928 | 0 | 0 | 0 | 12 | 103 | 115 | 0 | 0 | 0 | 16 | 34 | 50 | 0 | 0 | 0 | 0 | | | | 0 | |
| 6 | 880 | 1 | 2 | 3 | 11 | 72 | 83 | 0 | 0 | 0 | 16 | 20 | 36 | 0 | 0 | 1 | 1 | | | | 1 | |
| 7 | 541 | 2 | 0 | 2 | 6 | 42 | 48 | 0 | 0 | 0 | 1 | 12 | 13 | 0 | 0 | 0 | 0 | | | | 0 | |
| 8 | 833 | 7 | 0 | 7 | 12 | 106 | 118 | 0 | 0 | 0 | 10 | 23 | 33 | 0 | 0 | 0 | 0 | | | | 0 | |
| 9 | 534 | 2 | 0 | 2 | 9 | 54 | 63 | 0 | 0 | 0 | 8 | 13 | 21 | 0 | 0 | 0 | 0 | | | | 0 | |
| 10 | 976 | 1 | 1 | 2 | 13 | 105 | 118 | 0 | 0 | 0 | 16 | 23 | 39 | 3 | 0 | 0 | 3 | | | | 3 | |
| 11 | 421 | 0 | 1 | 1 | 9 | 44 | 53 | 1 | 0 | 0 | 12 | 6 | 18 | 0 | 0 | 0 | 0 | | | | 0 | |
| 12 | 998 | 2 | 1 | 3 | 22 | 107 | 129 | 0 | 0 | 0 | 25 | 17 | 42 | 0 | 0 | 0 | 0 | | | | 0 | |
| 13 | 1,245 | 7 | 2 | 9 | 43 | 159 | 202 | 0 | 0 | 0 | 34 | 20 | 54 | 0 | 0 | 0 | 0 | | | | 0 | |
| 14 | 373 | 2 | 0 | 2 | 4 | 35 | 39 | 0 | 0 | 0 | 6 | 18 | 24 | 0 | 0 | 0 | 0 | | | | 0 | |
| 15 | 897 | 5 | 1 | 6 | 19 | 86 | 105 | 0 | 0 | 0 | 18 | 15 | 33 | 0 | 0 | 0 | 0 | | | | 0 | |
| 16 | 887 | 6 | 0 | 6 | 20 | 82 | 102 | 0 | 0 | 0 | 13 | 22 | 35 | 0 | 0 | 0 | 0 | | | | 0 | |
| 17 | 956 | 5 | 1 | 6 | 17 | 103 | 120 | 0 | 0 | 0 | 20 | 22 | 42 | 0 | 0 | 0 | 0 | | | | 0 | |
| 18 | 761 | 2 | 0 | 2 | 20 | 66 | 86 | 0 | 0 | 0 | 16 | 19 | 35 | 0 | 0 | 0 | 0 | | | | 0 | |
| 19 | 666 | 5 | 0 | 5 | 15 | 65 | 80 | 0 | 0 | 0 | 18 | 17 | 35 | 1 | 0 | 0 | 1 | | | | 1 | |
| 20 | 466 | 1 | 0 | 1 | 18 | 57 | 75 | 0 | 0 | 0 | 9 | 12 | 21 | 0 | 0 | 0 | 0 | | | | 0 | |
| 21 | 661 | 1 | 1 | 2 | 10 | 60 | 70 | 0 | 0 | 0 | 11 | 14 | 25 | 0 | 0 | 0 | 0 | | | | 0 | |
| 22 | 580 | 2 | 1 | 3 | 16 | 60 | 76 | 0 | 0 | 0 | 12 | 20 | 32 | 0 | 0 | 1 | 1 | | | | 1 | |
| 23 | 774 | 3 | 1 | 4 | 11 | 82 | 93 | 0 | 0 | 0 | 11 | 12 | 23 | 0 | 0 | 1 | 1 | | | | 1 | |
| TOTALS | 18,623 | 80 | 13 | 93 | 402 | 1,954 | 2,356 | 1 | 0 | 0 | 386 | 441 | 827 | 6 | 6 | 6 | 12 | | | | 12 | |
| STERLING HEIGHTS | | | | | | | | | | | | | | | | | | | | | | |
| 1 | 540 | 4 | 1 | 5 | 6 | 36 | 42 | 0 | 0 | 0 | 12 | 11 | 23 | 0 | 0 | 0 | 0 | | | | 0 | |
| 2 | 813 | 0 | 1 | 1 | 24 | 64 | 88 | 0 | 1 | 1 | 13 | 11 | 24 | 0 | 1 | 0 | 1 | | | | 1 | |
| 3 | 873 | 7 | 1 | 8 | 22 | 85 | 107 | 0 | 0 | 0 | 22 | 14 | 36 | 2 | 0 | 0 | 2 | | | | 2 | |
| 4 | 1,019 | 0 | 1 | 1 | 19 | 124 | 143 | 0 | 0 | 0 | 18 | 22 | 40 | 0 | 0 | 0 | 0 | | | | 0 | |
| 5 | 941 | 3 | 0 | 3 | 23 | 98 | 121 | 0 | 0 | 0 | 28 | 25 | 53 | 0 | 0 | 2 | 2 | | | | 2 | |
| 6 | 597 | 4 | 0 | 4 | 5 | 68 | 73 | 0 | 0 | 0 | 12 | 17 | 29 | 0 | 0 | 0 | 0 | | | | 0 | |
| 7 | 800 | 7 | 0 | 7 | 16 | 63 | 79 | 0 | 0 | 0 | 17 | 27 | 44 | 0 | 0 | 1 | 1 | | | | 1 | |
| 8 | 651 | 2 | 1 | 3 | 13 | 83 | 96 | 0 | 0 | 0 | 10 | 21 | 31 | 0 | 0 | 0 | 0 | | | | 0 | |
| 9 | 360 | 0 | 0 | 0 | 6 | 52 | 58 | 0 | 0 | 0 | 14 | 6 | 20 | 0 | 0 | 0 | 0 | | | | 0 | |

President of the United States - Republican Party
March 8, 2016 Election (2 of 3)

| STERLING HEIGHTS (cont'd) | POLL BOOK TOTALS | Jeb Bush (REP) | | | John R. Kasich (REP) | | | Lindsey Graham (REP) | | | Marco Rubio (REP) | | | Mike Huckabee (REP) | | |
|---------------------------|------------------|----------------|-------|-----|----------------------|-------|-------|----------------------|-------|----|-------------------|-------|-------|---------------------|-------|----|
| | AV | Elec Day | TOTAL | AV | Elec Day | TOTAL | AV | Elec Day | TOTAL | AV | Elec Day | TOTAL | AV | Elec Day | TOTAL | |
| 10 | 850 | 14 | 1 | 15 | 29 | 93 | 122 | 0 | 0 | 0 | 25 | 30 | 55 | 0 | 0 | 0 |
| 11 | 527 | 1 | 1 | 2 | 14 | 64 | 78 | 0 | 0 | 0 | 3 | 16 | 19 | 0 | 1 | 1 |
| 12 | 932 | 0 | 0 | 0 | 33 | 113 | 146 | 0 | 0 | 0 | 22 | 20 | 42 | 0 | 0 | 0 |
| 13 | 511 | 3 | 0 | 3 | 10 | 42 | 52 | 0 | 0 | 0 | 12 | 12 | 24 | 0 | 0 | 0 |
| 14 | 439 | 3 | 0 | 3 | 14 | 41 | 55 | 0 | 0 | 0 | 4 | 16 | 20 | 1 | 0 | 1 |
| 15 | 492 | 1 | 0 | 1 | 9 | 60 | 69 | 0 | 0 | 0 | 11 | 4 | 15 | 0 | 0 | 0 |
| 16 | 535 | 1 | 0 | 1 | 13 | 59 | 72 | 0 | 0 | 0 | 11 | 11 | 22 | 0 | 0 | 0 |
| 17 | 579 | 5 | 1 | 6 | 8 | 48 | 56 | 1 | 0 | 1 | 11 | 17 | 28 | 0 | 0 | 0 |
| 18 | 820 | 2 | 0 | 2 | 14 | 78 | 92 | 0 | 0 | 0 | 15 | 14 | 29 | 1 | 0 | 1 |
| 19 | 810 | 8 | 0 | 8 | 14 | 70 | 84 | 0 | 0 | 0 | 24 | 18 | 42 | 0 | 0 | 0 |
| 20 | 819 | 1 | 0 | 1 | 14 | 106 | 120 | 0 | 0 | 0 | 15 | 31 | 46 | 0 | 0 | 0 |
| 21 | 479 | 5 | 0 | 5 | 9 | 39 | 48 | 0 | 0 | 0 | 8 | 16 | 24 | 0 | 0 | 0 |
| 22 | 612 | 6 | 0 | 6 | 11 | 55 | 66 | 0 | 0 | 0 | 24 | 14 | 38 | 1 | 0 | 1 |
| 23 | 603 | 0 | 2 | 2 | 20 | 58 | 78 | 0 | 0 | 0 | 16 | 19 | 35 | 0 | 0 | 0 |
| 24 | 532 | 0 | 1 | 1 | 1 | 56 | 57 | 0 | 0 | 0 | 0 | 23 | 23 | 0 | 0 | 0 |
| 25 | 1,035 | 0 | 2 | 2 | 17 | 112 | 129 | 0 | 0 | 0 | 13 | 30 | 43 | 0 | 1 | 1 |
| 26 | 904 | 2 | 1 | 3 | 28 | 140 | 168 | 0 | 0 | 0 | 17 | 36 | 53 | 0 | 1 | 1 |
| 27 | 844 | 2 | 0 | 2 | 20 | 111 | 131 | 0 | 1 | 1 | 14 | 28 | 42 | 0 | 0 | 0 |
| 28 | 701 | 1 | 0 | 1 | 18 | 108 | 126 | 0 | 0 | 0 | 13 | 32 | 45 | 0 | 0 | 0 |
| 29 | 662 | 2 | 0 | 2 | 12 | 81 | 93 | 0 | 0 | 0 | 7 | 20 | 27 | 0 | 1 | 1 |
| 30 | 409 | 2 | 0 | 2 | 4 | 36 | 40 | 0 | 0 | 0 | 5 | 9 | 14 | 0 | 0 | 0 |
| 31 | 438 | 0 | 0 | 0 | 5 | 50 | 55 | 0 | 0 | 0 | 5 | 6 | 11 | 0 | 1 | 1 |
| 32 | 267 | 0 | 0 | 0 | 1 | 15 | 16 | 0 | 0 | 0 | 2 | 5 | 7 | 0 | 0 | 0 |
| 33 | 572 | 3 | 0 | 3 | 23 | 82 | 105 | 0 | 0 | 0 | 12 | 24 | 36 | 0 | 0 | 0 |
| 34 | 773 | 0 | 1 | 1 | 17 | 109 | 126 | 0 | 0 | 0 | 16 | 13 | 29 | 0 | 0 | 0 |
| 35 | 443 | 0 | 0 | 0 | 2 | 30 | 32 | 0 | 0 | 0 | 3 | 8 | 11 | 0 | 0 | 0 |
| 36 | 879 | 7 | 0 | 7 | 20 | 128 | 148 | 0 | 0 | 0 | 21 | 23 | 44 | 1 | 1 | 2 |
| 37 | 820 | 5 | 0 | 5 | 9 | 106 | 115 | 0 | 0 | 0 | 18 | 21 | 39 | 0 | 1 | 1 |
| 38 | 897 | 6 | 0 | 6 | 21 | 74 | 95 | 0 | 0 | 0 | 23 | 22 | 45 | 0 | 1 | 1 |
| 39 | 667 | 1 | 0 | 1 | 10 | 67 | 77 | 0 | 0 | 0 | 10 | 35 | 45 | 0 | 1 | 1 |
| 40 | 356 | 1 | 0 | 1 | 6 | 41 | 47 | 0 | 0 | 0 | 5 | 13 | 18 | 0 | 0 | 0 |
| 41 | 561 | 2 | 0 | 2 | 10 | 63 | 73 | 0 | 0 | 0 | 5 | 9 | 14 | 0 | 0 | 0 |
| 42 | 697 | 7 | 0 | 7 | 20 | 101 | 121 | 0 | 0 | 0 | 20 | 19 | 39 | 0 | 0 | 0 |
| 43 | 1,167 | 6 | 1 | 7 | 38 | 139 | 177 | 0 | 1 | 1 | 52 | 32 | 84 | 0 | 0 | 0 |
| 44 | 645 | 2 | 1 | 3 | 28 | 60 | 88 | 0 | 0 | 0 | 31 | 15 | 46 | 0 | 0 | 0 |
| 45 | 714 | 1 | 0 | 1 | 22 | 94 | 116 | 0 | 0 | 0 | 14 | 19 | 33 | 0 | 0 | 0 |
| TOTALS | 30,585 | 127 | 17 | 144 | 678 | 3,402 | 4,080 | 1 | 3 | 4 | 653 | 834 | 1,487 | 6 | 13 | 19 |
| UTICA | | | | | | | | | | | | | | | | |
| 1 | 233 | N/A | 1 | 1 | N/A | 36 | 36 | N/A | 0 | 0 | N/A | 10 | 10 | N/A | 0 | 0 |

President of the United States - Republican Party
March 8, 2016 Election (2 of 3)

| POLL BOOK TOTALS | | Jeb Bush (REP) | | | John R. Kasich (REP) | | | Lindsey Graham (REP) | | | Marco Rubio (REP) | | | Mike Huckabee (REP) | | |
|--|-------|----------------|-------|----|----------------------|-------|-----|----------------------|-------|----|-------------------|-------|----|---------------------|-------|---|
| AV | | Elec Day | TOTAL | AV | Elec Day | TOTAL | AV | Elec Day | TOTAL | AV | Elec Day | TOTAL | AV | Elec Day | TOTAL | |
| UTICA (cont'd) | | | | | | | | | | | | | | | | |
| 2 | 513 | N/A | 4 | 4 | N/A | 80 | 80 | N/A | 0 | 0 | N/A | 35 | 35 | N/A | 0 | 0 |
| 3 | 481 | N/A | 2 | 2 | N/A | 53 | 53 | N/A | 1 | 1 | N/A | 24 | 24 | N/A | 0 | 0 |
| TOTALS | 1,227 | N/A | 7 | 7 | N/A | 169 | 169 | N/A | 1 | 1 | N/A | 69 | 69 | N/A | 0 | 0 |
| VILLAGE OF GROSSE POINTE SHORES, A MICHIGAN CITY | | | | | | | | | | | | | | | | |
| 3 | 37 | N/A | 1 | 1 | N/A | 14 | 14 | N/A | 0 | 0 | N/A | 2 | 2 | N/A | 0 | 0 |
| TOTALS | 37 | N/A | 1 | 1 | N/A | 14 | 14 | N/A | 0 | 0 | N/A | 2 | 2 | N/A | 0 | 0 |
| WARREN | | | | | | | | | | | | | | | | |
| 1 | 467 | 0 | 2 | 2 | 2 | 16 | 18 | 0 | 0 | 0 | 0 | 3 | 3 | 0 | 0 | 0 |
| 2 | 285 | 2 | 2 | 4 | 0 | 11 | 11 | 0 | 0 | 0 | 1 | 5 | 6 | 0 | 0 | 0 |
| 3 | 706 | 0 | 0 | 0 | 3 | 33 | 36 | 1 | 1 | 2 | 5 | 6 | 11 | 0 | 0 | 0 |
| 4 | 526 | 0 | 0 | 0 | 3 | 33 | 36 | 0 | 0 | 0 | 3 | 1 | 4 | 0 | 1 | 1 |
| 5 | 476 | 2 | 1 | 3 | 2 | 21 | 23 | 0 | 0 | 0 | 4 | 7 | 11 | 0 | 0 | 0 |
| 6 | 628 | 1 | 1 | 2 | 9 | 36 | 45 | 0 | 0 | 0 | 8 | 3 | 11 | 0 | 0 | 0 |
| 7 | 392 | 0 | 0 | 0 | 0 | 12 | 12 | 0 | 2 | 2 | 1 | 5 | 6 | 0 | 0 | 0 |
| 8 | 416 | 5 | 0 | 5 | 1 | 14 | 15 | 0 | 0 | 0 | 1 | 5 | 6 | 0 | 1 | 1 |
| 9 | 466 | 0 | 0 | 0 | 0 | 16 | 16 | 0 | 0 | 0 | 5 | 3 | 8 | 0 | 1 | 1 |
| 10 | 416 | 0 | 0 | 0 | 3 | 16 | 19 | 0 | 0 | 0 | 1 | 3 | 4 | 0 | 0 | 0 |
| 11 | 9 | 0 | 0 | 0 | 0 | 0 | 0 | 0 | 0 | 0 | 0 | 0 | 0 | 0 | 0 | 0 |
| 12 | 279 | 1 | 1 | 2 | 2 | 8 | 10 | 0 | 0 | 0 | 1 | 2 | 3 | 1 | 0 | 1 |
| 13 | 175 | 0 | 1 | 1 | 3 | 10 | 13 | 0 | 0 | 0 | 4 | 5 | 9 | 0 | 0 | 0 |
| 14 | 731 | 4 | 0 | 4 | 3 | 44 | 47 | 0 | 0 | 0 | 9 | 9 | 18 | 0 | 0 | 0 |
| 15 | 460 | 0 | 0 | 0 | 0 | 22 | 22 | 0 | 0 | 0 | 4 | 4 | 8 | 0 | 0 | 0 |
| 16 | 335 | 1 | 0 | 1 | 3 | 9 | 12 | 0 | 0 | 0 | 1 | 2 | 3 | 0 | 0 | 0 |
| 17 | 503 | 2 | 0 | 2 | 8 | 27 | 35 | 0 | 0 | 0 | 7 | 11 | 18 | 0 | 1 | 1 |
| 18 | 184 | 0 | 1 | 1 | 0 | 2 | 2 | 0 | 0 | 0 | 1 | 1 | 2 | 0 | 0 | 0 |
| 19 | 539 | 1 | 1 | 2 | 7 | 49 | 56 | 0 | 0 | 0 | 2 | 13 | 15 | 0 | 0 | 0 |
| 20 | 761 | 3 | 0 | 3 | 10 | 64 | 74 | 0 | 0 | 0 | 8 | 14 | 22 | 1 | 0 | 1 |
| 22 | 828 | 3 | 0 | 3 | 6 | 58 | 64 | 0 | 0 | 0 | 7 | 18 | 25 | 0 | 0 | 0 |
| 23 | 662 | 0 | 0 | 0 | 12 | 48 | 60 | 0 | 0 | 0 | 10 | 15 | 25 | 1 | 0 | 1 |
| 24 | 269 | 0 | 0 | 0 | 4 | 21 | 25 | 0 | 0 | 0 | 1 | 5 | 6 | 0 | 0 | 0 |
| 25 | 427 | 0 | 1 | 1 | 1 | 34 | 35 | 0 | 0 | 0 | 2 | 10 | 12 | 0 | 0 | 0 |
| 26 | 354 | 3 | 1 | 4 | 1 | 9 | 10 | 0 | 0 | 0 | 3 | 5 | 8 | 0 | 0 | 0 |
| 27 | 779 | 3 | 0 | 3 | 12 | 53 | 65 | 0 | 0 | 0 | 17 | 15 | 32 | 0 | 0 | 0 |
| 28 | 963 | 11 | 2 | 13 | 29 | 75 | 104 | 0 | 0 | 0 | 21 | 24 | 45 | 3 | 0 | 3 |
| 30 | 358 | 3 | 0 | 3 | 7 | 39 | 46 | 0 | 1 | 1 | 5 | 8 | 13 | 0 | 1 | 1 |
| 31 | 934 | 5 | 2 | 7 | 12 | 72 | 84 | 1 | 0 | 1 | 19 | 12 | 31 | 1 | 1 | 2 |
| 32 | 721 | 3 | 0 | 3 | 13 | 60 | 73 | 1 | 0 | 1 | 14 | 16 | 30 | 0 | 0 | 0 |
| 33 | 812 | 5 | 1 | 6 | 17 | 84 | 101 | 0 | 0 | 0 | 22 | 16 | 38 | 0 | 0 | 0 |
| 34 | 418 | 2 | 0 | 2 | 4 | 33 | 37 | 0 | 0 | 0 | 2 | 10 | 12 | 0 | 0 | 0 |

President of the United States - Republican Party
March 8, 2016 Election (2 of 3)

| POLL BOOK TOTALS | Jeb Bush (REP) | | | John R. Kasich (REP) | | | Lindsey Graham (REP) | | | Marco Rubio (REP) | | | Mike Huckabee (REP) | | |
|---------------------|----------------|----------|-------|----------------------|----------|--------|----------------------|----------|-------|-------------------|----------|-------|---------------------|----------|-------|
| | AV | Elec Day | TOTAL | AV | Elec Day | TOTAL | AV | Elec Day | TOTAL | AV | Elec Day | TOTAL | AV | Elec Day | TOTAL |
| WARREN (cont'd) | | | | | | | | | | | | | | | |
| 35 | 796 | 6 | 1 | 7 | 21 | 56 | 77 | 0 | 0 | 0 | 13 | 8 | 21 | 0 | 0 |
| 36 | 500 | 0 | 0 | 0 | 6 | 50 | 56 | 0 | 0 | 0 | 10 | 11 | 21 | 0 | 0 |
| 37 | 711 | 4 | 0 | 4 | 24 | 64 | 88 | 0 | 0 | 0 | 13 | 17 | 30 | 1 | 0 |
| 38 | 1,048 | 5 | 0 | 5 | 6 | 86 | 92 | 0 | 0 | 0 | 8 | 22 | 30 | 0 | 1 |
| 41 | 930 | 7 | 1 | 8 | 17 | 81 | 98 | 0 | 0 | 0 | 12 | 23 | 35 | 1 | 1 |
| 43 | 732 | 1 | 0 | 1 | 17 | 63 | 80 | 0 | 0 | 0 | 8 | 18 | 26 | 0 | 0 |
| 44 | 623 | 1 | 0 | 1 | 10 | 29 | 39 | 0 | 0 | 0 | 12 | 17 | 29 | 0 | 1 |
| 45 | 552 | 0 | 0 | 0 | 11 | 42 | 53 | 0 | 0 | 0 | 11 | 8 | 19 | 0 | 0 |
| 46 | 531 | 1 | 0 | 1 | 10 | 50 | 60 | 0 | 1 | 1 | 4 | 15 | 19 | 0 | 0 |
| 47 | 964 | 5 | 1 | 6 | 25 | 127 | 152 | 0 | 0 | 0 | 33 | 20 | 53 | 0 | 0 |
| 48 | 333 | 2 | 0 | 2 | 7 | 25 | 32 | 0 | 0 | 0 | 4 | 6 | 10 | 0 | 0 |
| 49 | 933 | 7 | 0 | 7 | 14 | 88 | 102 | 0 | 0 | 0 | 23 | 19 | 42 | 1 | 1 |
| 50 | 781 | 0 | 1 | 1 | 6 | 56 | 62 | 0 | 0 | 0 | 17 | 18 | 35 | 0 | 1 |
| 51 | 938 | 5 | 1 | 6 | 33 | 79 | 112 | 0 | 1 | 1 | 35 | 21 | 56 | 1 | 1 |
| 52 | 546 | 3 | 1 | 4 | 7 | 63 | 70 | 0 | 0 | 0 | 17 | 17 | 34 | 0 | 0 |
| 53 | 540 | 3 | 1 | 4 | 20 | 63 | 83 | 0 | 0 | 0 | 10 | 15 | 25 | 0 | 0 |
| 54 | 706 | 2 | 1 | 3 | 24 | 73 | 97 | 0 | 0 | 0 | 23 | 16 | 39 | 0 | 0 |
| 55 | 738 | 4 | 0 | 4 | 8 | 83 | 91 | 0 | 0 | 0 | 9 | 11 | 20 | 1 | 2 |
| 56 | 352 | 2 | 0 | 2 | 0 | 33 | 33 | 0 | 0 | 0 | 5 | 10 | 15 | 0 | 0 |
| 57 | 654 | 3 | 1 | 4 | 8 | 72 | 80 | 0 | 0 | 0 | 11 | 23 | 34 | 1 | 1 |
| 58 | 978 | 3 | 0 | 3 | 11 | 91 | 102 | 0 | 0 | 0 | 16 | 11 | 27 | 0 | 0 |
| TOTALS | 31,165 | 124 | 26 | 150 | 462 | 2,403 | 2,865 | 3 | 6 | 9 | 483 | 582 | 1,065 | 13 | 23 |
| WASHINGTON TOWNSHIP | | | | | | | | | | | | | | | |
| 1 | 542 | 4 | 1 | 5 | 10 | 64 | 74 | 0 | 0 | 0 | 15 | 20 | 35 | 1 | 2 |
| 2 | 988 | 6 | 0 | 6 | 35 | 115 | 150 | 0 | 0 | 0 | 39 | 24 | 63 | 0 | 1 |
| 3 | 906 | 7 | 0 | 7 | 38 | 143 | 181 | 0 | 0 | 0 | 11 | 22 | 33 | 0 | 0 |
| 4 | 729 | 0 | 2 | 2 | 7 | 75 | 82 | 0 | 0 | 0 | 11 | 27 | 38 | 1 | 1 |
| 5 | 901 | 4 | 1 | 5 | 28 | 131 | 159 | 0 | 0 | 0 | 30 | 25 | 55 | 0 | 0 |
| 6 | 1,157 | 3 | 0 | 3 | 44 | 157 | 201 | 0 | 0 | 0 | 61 | 35 | 96 | 1 | 1 |
| 7 | 945 | 5 | 1 | 6 | 21 | 162 | 183 | 0 | 0 | 0 | 28 | 32 | 60 | 0 | 0 |
| 8 | 827 | 7 | 0 | 7 | 28 | 99 | 127 | 0 | 0 | 0 | 22 | 18 | 40 | 0 | 0 |
| 9 | 447 | 0 | 1 | 1 | 11 | 64 | 75 | 0 | 0 | 0 | 9 | 19 | 28 | 0 | 0 |
| 10 | 599 | 1 | 2 | 3 | 13 | 91 | 104 | 0 | 0 | 0 | 14 | 29 | 43 | 0 | 0 |
| TOTALS | 8,041 | 37 | 8 | 45 | 235 | 1,101 | 1,336 | 0 | 0 | 0 | 240 | 251 | 491 | 3 | 5 |
| GRAND TOTALS | 223,592 | 790 | 229 | 1,019 | 4,448 | 23,087 | 27,535 | 10 | 24 | 34 | 4,428 | 5,778 | 10,206 | 74 | 163 |

* N/A indicates AV (Absentee) results are included in Elec Day results

President of the United States - Republican Party
March 8, 2016 Election (3 of 3)

| POLL BOOK TOTALS | | AV | Rand Paul (REP) Elec Day | | TOTAL | AV | Rick Santorum (REP) Elec Day | | TOTAL | AV | Ted Cruz (REP) Elec Day | | TOTAL | AV | Uncommitted (REP) Elec Day | | TOTAL |
|-----------------------|--------|-----|--------------------------|--|-------|-----|------------------------------|--|-------|-----|-------------------------|-------|-------|-----|----------------------------|-----|-------|
| ARMADA TOWNSHIP | | | | | | | | | | | | | | | | | |
| 1 | 1,004 | 1 | 3 | | 4 | 2 | 2 | | 4 | 31 | 67 | 98 | 23 | 4 | | 27 | |
| 2 | 658 | 1 | 0 | | 1 | 0 | 0 | | 0 | 8 | 66 | 74 | 12 | 4 | | 16 | |
| TOTALS | 1,662 | 2 | 3 | | 5 | 2 | 2 | | 4 | 39 | 133 | 172 | 35 | 8 | | 43 | |
| BRUCE TOWNSHIP | | | | | | | | | | | | | | | | | |
| 1 | 582 | 0 | 1 | | 1 | 0 | 0 | | 0 | 7 | 49 | 56 | 6 | 1 | | 7 | |
| 2 | 1,048 | 0 | 1 | | 1 | 0 | 0 | | 0 | 39 | 99 | 138 | 9 | 1 | | 10 | |
| 3 | 556 | 0 | 1 | | 1 | 0 | 0 | | 0 | 13 | 59 | 72 | 11 | 2 | | 13 | |
| 4 | 700 | 0 | 0 | | 0 | 0 | 0 | | 0 | 18 | 93 | 111 | 4 | 4 | | 8 | |
| TOTALS | 2,886 | 0 | 3 | | 3 | 0 | 0 | | 0 | 77 | 300 | 377 | 30 | 8 | | 38 | |
| CENTER LINE | | | | | | | | | | | | | | | | | |
| 1 | 495 | 0 | 2 | | 2 | 0 | 0 | | 0 | 1 | 22 | 23 | 1 | 2 | | 3 | |
| 2 | 343 | 0 | 0 | | 0 | 0 | 1 | | 1 | 4 | 13 | 17 | 1 | 0 | | 1 | |
| 3 | 564 | 0 | 0 | | 0 | 0 | 0 | | 0 | 8 | 28 | 36 | 4 | 0 | | 4 | |
| 4 | 290 | 0 | 0 | | 0 | 0 | 0 | | 0 | 4 | 18 | 22 | 0 | 2 | | 2 | |
| 5 | 294 | 1 | 1 | | 2 | 0 | 1 | | 1 | 2 | 22 | 24 | 1 | 0 | | 1 | |
| TOTALS | 1,986 | 1 | 3 | | 4 | 0 | 2 | | 2 | 19 | 103 | 122 | 7 | 4 | | 11 | |
| CHESTERFIELD TOWNSHIP | | | | | | | | | | | | | | | | | |
| 1 | 747 | N/A | 2 | | 2 | N/A | 2 | | 2 | N/A | 60 | 60 | N/A | 17 | | 17 | |
| 2 | 717 | N/A | 1 | | 1 | N/A | 0 | | 0 | N/A | 68 | 68 | N/A | 14 | | 14 | |
| 3 | 957 | N/A | 2 | | 2 | N/A | 0 | | 0 | N/A | 85 | 85 | N/A | 10 | | 10 | |
| 4 | 884 | N/A | 1 | | 1 | N/A | 1 | | 1 | N/A | 94 | 94 | N/A | 16 | | 16 | |
| 5 | 739 | N/A | 2 | | 2 | N/A | 2 | | 2 | N/A | 69 | 69 | N/A | 17 | | 17 | |
| 6 | 829 | N/A | 2 | | 2 | N/A | 1 | | 1 | N/A | 93 | 93 | N/A | 4 | | 4 | |
| 7 | 768 | N/A | 4 | | 4 | N/A | 1 | | 1 | N/A | 85 | 85 | N/A | 11 | | 11 | |
| 8 | 883 | N/A | 1 | | 1 | N/A | 0 | | 0 | N/A | 74 | 74 | N/A | 9 | | 9 | |
| 9 | 759 | N/A | 0 | | 0 | N/A | 0 | | 0 | N/A | 78 | 78 | N/A | 7 | | 7 | |
| 10 | 931 | N/A | 1 | | 1 | N/A | 0 | | 0 | N/A | 90 | 90 | N/A | 21 | | 21 | |
| 11 | 964 | N/A | 2 | | 2 | N/A | 0 | | 0 | N/A | 78 | 78 | N/A | 12 | | 12 | |
| 12 | 628 | N/A | 0 | | 0 | N/A | 0 | | 0 | N/A | 69 | 69 | N/A | 6 | | 6 | |
| 13 | 1,061 | N/A | 0 | | 0 | N/A | 1 | | 1 | N/A | 96 | 96 | N/A | 16 | | 16 | |
| 14 | 977 | N/A | 6 | | 6 | N/A | 0 | | 0 | N/A | 94 | 94 | N/A | 8 | | 8 | |
| TOTALS | 11,844 | N/A | 24 | | 24 | N/A | 8 | | 8 | N/A | 1,133 | 1,133 | N/A | 168 | | 168 | |
| CLINTON TOWNSHIP | | | | | | | | | | | | | | | | | |
| 1 | 603 | 0 | 0 | | 0 | 0 | 0 | | 0 | 19 | 36 | 55 | 8 | 0 | | 8 | |
| 2 | 232 | 0 | 0 | | 0 | 1 | 0 | | 1 | 4 | 17 | 21 | 2 | 0 | | 2 | |
| 3 | 587 | 0 | 2 | | 2 | 0 | 0 | | 0 | 3 | 26 | 29 | 4 | 3 | | 7 | |
| 4 | 146 | 0 | 1 | | 1 | 1 | 0 | | 1 | 5 | 7 | 12 | 6 | 0 | | 6 | |
| 5 | 494 | 0 | 0 | | 0 | 1 | 0 | | 1 | 0 | 5 | 5 | 0 | 0 | | 0 | |
| 6 | 656 | 0 | 1 | | 1 | 0 | 0 | | 0 | 9 | 36 | 45 | 5 | 1 | | 6 | |

President of the United States - Republican Party
March 8, 2016 Election (3 of 3)

| POLL BOOK TOTALS | Rand Paul (REP) | | | Rick Santorum (REP) | | | Ted Cruz (REP) | | | Uncommitted (REP) | | |
|---------------------------|--------------------|----------|-------|------------------------|----------|-------|-------------------|----------|-------|----------------------|----------|-------|
| | AV | Elec Day | TOTAL | AV | Elec Day | TOTAL | AV | Elec Day | TOTAL | AV | Elec Day | TOTAL |
| CLINTON TOWNSHIP (cont'd) | | | | | | | | | | | | |
| 7 | 296 | 1 | 0 | 1 | 0 | 0 | 0 | 0 | 0 | 3 | 17 | 20 |
| 8 | 544 | 0 | 0 | 0 | 0 | 0 | 6 | 28 | 34 | 6 | 7 | 8 |
| 9 | 356 | 0 | 0 | 0 | 0 | 0 | 6 | 31 | 37 | 2 | 0 | 9 |
| 10 | 536 | 0 | 1 | 1 | 0 | 0 | 13 | 37 | 50 | 5 | 0 | 2 |
| 11 | 597 | 0 | 1 | 1 | 0 | 0 | 6 | 30 | 36 | 6 | 1 | 5 |
| 12 | 321 | 0 | 1 | 1 | 0 | 0 | 1 | 20 | 21 | 3 | 0 | 7 |
| 13 | 627 | 1 | 0 | 1 | 0 | 0 | 4 | 32 | 36 | 7 | 3 | 10 |
| 14 | 239 | 0 | 0 | 0 | 0 | 1 | 5 | 27 | 32 | 4 | 1 | 5 |
| 15 | 499 | 0 | 1 | 1 | 0 | 1 | 9 | 37 | 46 | 9 | 3 | 12 |
| 16 | 632 | 0 | 0 | 0 | 0 | 0 | 17 | 53 | 70 | 8 | 0 | 8 |
| 17 | 477 | 0 | 2 | 2 | 0 | 0 | 8 | 33 | 41 | 3 | 0 | 3 |
| 18 | 511 | 0 | 0 | 0 | 0 | 0 | 5 | 45 | 50 | 11 | 0 | 11 |
| 19 | 624 | 0 | 0 | 0 | 0 | 0 | 20 | 48 | 68 | 13 | 0 | 13 |
| 20 | 127 | 0 | 0 | 0 | 0 | 0 | 0 | 8 | 8 | 0 | 2 | 2 |
| 21 | 336 | 0 | 0 | 0 | 0 | 0 | 6 | 10 | 16 | 2 | 3 | 5 |
| 22 | 681 | 0 | 1 | 1 | 0 | 0 | 3 | 44 | 47 | 7 | 1 | 8 |
| 23 | 848 | 0 | 0 | 0 | 0 | 1 | 14 | 52 | 66 | 12 | 3 | 15 |
| 24 | 517 | 0 | 0 | 0 | 0 | 0 | 9 | 39 | 48 | 8 | 3 | 11 |
| 25 | 491 | 0 | 0 | 0 | 0 | 0 | 8 | 24 | 32 | 2 | 0 | 2 |
| 26 | 691 | 0 | 0 | 0 | 2 | 2 | 13 | 56 | 69 | 4 | 1 | 5 |
| 27 | 581 | 0 | 1 | 1 | 0 | 0 | 7 | 46 | 53 | 10 | 1 | 11 |
| 28 | 508 | 0 | 0 | 0 | 1 | 1 | 1 | 18 | 19 | 1 | 0 | 1 |
| 29 | 802 | 0 | 1 | 1 | 0 | 0 | 11 | 59 | 70 | 18 | 1 | 19 |
| 30 | 559 | 0 | 1 | 1 | 2 | 3 | 11 | 41 | 52 | 5 | 2 | 7 |
| 31 | 649 | 0 | 1 | 1 | 0 | 0 | 5 | 45 | 50 | 5 | 2 | 7 |
| 32 | 458 | 0 | 0 | 0 | 0 | 0 | 9 | 40 | 49 | 7 | 2 | 9 |
| 33 | 835 | 0 | 3 | 3 | 0 | 0 | 10 | 60 | 70 | 5 | 3 | 8 |
| 34 | 510 | 0 | 1 | 1 | 0 | 0 | 2 | 25 | 27 | 1 | 0 | 1 |
| 35 | 1,033 | 2 | 1 | 3 | 0 | 1 | 24 | 64 | 88 | 36 | 3 | 39 |
| 36 | 644 | 0 | 0 | 0 | 0 | 0 | 15 | 46 | 61 | 11 | 0 | 11 |
| 37 | 877 | 1 | 1 | 2 | 0 | 0 | 16 | 45 | 61 | 17 | 2 | 19 |
| 38 | 548 | 0 | 0 | 0 | 0 | 0 | 7 | 57 | 64 | 4 | 1 | 5 |
| 39 | 539 | 0 | 0 | 0 | 1 | 1 | 12 | 40 | 52 | 8 | 0 | 8 |
| 40 | 735 | 0 | 0 | 0 | 1 | 1 | 18 | 58 | 76 | 13 | 1 | 14 |
| 41 | 611 | 0 | 0 | 0 | 1 | 2 | 12 | 42 | 54 | 12 | 4 | 16 |
| 42 | 691 | 0 | 1 | 1 | 0 | 2 | 16 | 33 | 49 | 10 | 2 | 12 |
| 43 | 337 | 0 | 0 | 0 | 0 | 0 | 8 | 27 | 35 | 4 | 1 | 5 |
| 44 | 985 | 0 | 0 | 0 | 1 | 1 | 22 | 68 | 90 | 18 | 2 | 20 |
| 45 | 630 | 0 | 0 | 0 | 1 | 1 | 8 | 67 | 75 | 12 | 4 | 16 |

President of the United States - Republican Party
March 8, 2016 Election (3 of 3)

| POLL BOOK TOTALS | | Rand Paul (REP) | | | Rick Santorum (REP) | | | Ted Cruz (REP) | | | Uncommitted (REP) | | |
|---------------------------|--------|--------------------|----------|-------|------------------------|----------|-------|-------------------|----------|-------|----------------------|----------|-------|
| TOTALS | | AV | Elec Day | TOTAL | AV | Elec Day | TOTAL | AV | Elec Day | TOTAL | AV | Elec Day | TOTAL |
| CLINTON TOWNSHIP (cont'd) | | | | | | | | | | | | | |
| 46 | 930 | 0 | 0 | 0 | 0 | 0 | 0 | 34 | 40 | 74 | 24 | 0 | 24 |
| TOTALS | 26,130 | 5 | 22 | 27 | 13 | 8 | 21 | 444 | 1,719 | 2,163 | 365 | 60 | 425 |
| EASTPONTE | | | | | | | | | | | | | |
| 1 | 555 | 0 | 0 | 0 | 0 | 0 | 0 | 0 | 18 | 18 | 1 | 1 | 2 |
| 2 | 699 | 0 | 0 | 0 | 0 | 0 | 0 | 7 | 32 | 39 | 8 | 0 | 8 |
| 3 | 661 | 0 | 0 | 0 | 0 | 1 | 1 | 7 | 38 | 45 | 14 | 1 | 15 |
| 4 | 616 | 0 | 0 | 0 | 0 | 0 | 0 | 4 | 19 | 23 | 2 | 0 | 2 |
| 5 | 619 | 0 | 0 | 0 | 2 | 2 | 4 | 4 | 27 | 31 | 0 | 3 | 3 |
| 6 | 661 | 1 | 0 | 1 | 0 | 2 | 2 | 5 | 26 | 31 | 1 | 0 | 1 |
| 7 | 756 | 1 | 0 | 1 | 0 | 1 | 1 | 3 | 15 | 18 | 5 | 0 | 5 |
| 8 | 631 | 0 | 1 | 1 | 0 | 0 | 0 | 0 | 9 | 9 | 2 | 0 | 2 |
| 9 | 718 | 0 | 1 | 1 | 0 | 1 | 1 | 6 | 21 | 27 | 1 | 1 | 2 |
| 10 | 530 | 0 | 0 | 0 | 0 | 0 | 0 | 1 | 19 | 20 | 6 | 0 | 6 |
| 11 | 856 | 0 | 0 | 0 | 0 | 0 | 0 | 7 | 37 | 44 | 9 | 1 | 10 |
| 12 | 910 | 1 | 1 | 2 | 0 | 0 | 0 | 13 | 37 | 50 | 7 | 0 | 7 |
| TOTALS | 8,212 | 3 | 3 | 6 | 2 | 7 | 9 | 57 | 298 | 355 | 56 | 7 | 63 |
| FRASER | | | | | | | | | | | | | |
| 1 | 490 | 0 | 1 | 1 | 0 | 0 | 0 | 3 | 48 | 51 | 6 | 1 | 7 |
| 2 | 710 | 1 | 0 | 1 | 0 | 1 | 1 | 14 | 65 | 79 | 7 | 0 | 7 |
| 3 | 890 | 0 | 4 | 4 | 0 | 1 | 1 | 12 | 50 | 62 | 9 | 0 | 9 |
| 4 | 629 | 0 | 0 | 0 | 0 | 0 | 0 | 7 | 41 | 48 | 7 | 0 | 7 |
| 5 | 207 | 1 | 0 | 1 | 0 | 0 | 0 | 6 | 19 | 25 | 0 | 0 | 0 |
| 6 | 802 | 1 | 0 | 1 | 0 | 0 | 0 | 7 | 68 | 75 | 9 | 1 | 10 |
| 7 | 423 | 0 | 0 | 0 | 0 | 0 | 0 | 14 | 34 | 48 | 5 | 1 | 6 |
| TOTALS | 4,151 | 3 | 5 | 8 | 0 | 2 | 2 | 63 | 325 | 388 | 43 | 3 | 46 |
| HARRISON TOWNSHIP | | | | | | | | | | | | | |
| 1 | 732 | 0 | 2 | 2 | 0 | 0 | 0 | 9 | 44 | 53 | 8 | 3 | 11 |
| 2 | 764 | 1 | 1 | 2 | 0 | 0 | 0 | 19 | 39 | 58 | 14 | 3 | 17 |
| 3 | 568 | 1 | 0 | 1 | 0 | 0 | 0 | 7 | 32 | 39 | 3 | 1 | 4 |
| 4 | 1,110 | 0 | 2 | 2 | 0 | 0 | 0 | 20 | 53 | 73 | 5 | 2 | 7 |
| 5 | 875 | 0 | 0 | 0 | 0 | 1 | 1 | 17 | 57 | 74 | 14 | 1 | 15 |
| 6 | 1,026 | 1 | 1 | 2 | 0 | 0 | 0 | 13 | 80 | 93 | 9 | 2 | 11 |
| 7 | 945 | 0 | 1 | 1 | 1 | 0 | 1 | 21 | 60 | 81 | 9 | 3 | 12 |
| 8 | 588 | 0 | 0 | 0 | 0 | 0 | 0 | 5 | 32 | 37 | 4 | 3 | 7 |
| 9 | 766 | 0 | 0 | 0 | 0 | 0 | 0 | 13 | 47 | 60 | 7 | 2 | 9 |
| 10 | 567 | 1 | 0 | 1 | 0 | 1 | 1 | 9 | 36 | 45 | 6 | 9 | 15 |
| TOTALS | 7,941 | 4 | 7 | 11 | 1 | 2 | 3 | 133 | 480 | 613 | 79 | 29 | 108 |
| LENOX TOWNSHIP | | | | | | | | | | | | | |
| 1 | 510 | N/A | 1 | 1 | N/A | 0 | 0 | N/A | 65 | 65 | N/A | 6 | 6 |

President of the United States - Republican Party
March 8, 2016 Election (3 of 3)

| | POLL BOOK TOTALS | Rand Paul (REP) | | | Rick Santorum (REP) | | | Ted Cruz (REP) | | | Uncommitted (REP) | | |
|-------------------------|------------------|-----------------|-------|----|---------------------|-------|----|----------------|-------|-----|-------------------|-------|----|
| | AV | Elec Day | TOTAL | AV | Elec Day | TOTAL | AV | Elec Day | TOTAL | AV | Elec Day | TOTAL | |
| LENEX TOWNSHIP (cont'd) | | | | | | | | | | | | | |
| 2 | 615 | N/A | 2 | 2 | N/A | 1 | 1 | N/A | 68 | 68 | N/A | 6 | 6 |
| 3 | 650 | N/A | 3 | 3 | N/A | 1 | 1 | N/A | 63 | 63 | N/A | 3 | 3 |
| 4 | 323 | N/A | 1 | 1 | N/A | 0 | 0 | N/A | 20 | 20 | N/A | 0 | 0 |
| TOTALS | 2,098 | N/A | 7 | 7 | N/A | 2 | 2 | N/A | 216 | 216 | N/A | 15 | 15 |
| MACOMB TOWNSHIP | | | | | | | | | | | | | |
| 1 | 528 | 1 | 1 | 2 | 0 | 1 | 1 | 24 | 55 | 79 | 6 | 3 | 9 |
| 2 | 728 | 0 | 2 | 2 | 0 | 0 | 0 | 17 | 48 | 65 | 13 | 0 | 13 |
| 3 | 618 | 1 | 0 | 1 | 0 | 0 | 0 | 15 | 59 | 74 | 4 | 0 | 4 |
| 4 | 691 | 0 | 0 | 0 | 0 | 0 | 0 | 16 | 80 | 96 | 6 | 0 | 6 |
| 5 | 768 | 0 | 0 | 0 | 0 | 0 | 0 | 13 | 67 | 80 | 8 | 1 | 9 |
| 6 | 594 | 1 | 0 | 1 | 2 | 0 | 2 | 21 | 38 | 59 | 26 | 0 | 26 |
| 7 | 665 | 0 | 1 | 1 | 1 | 0 | 1 | 14 | 81 | 95 | 3 | 3 | 6 |
| 8 | 589 | 1 | 1 | 2 | 0 | 0 | 0 | 15 | 30 | 45 | 8 | 1 | 9 |
| 9 | 828 | 0 | 1 | 1 | 0 | 0 | 0 | 15 | 101 | 116 | 7 | 2 | 9 |
| 10 | 494 | 1 | 0 | 1 | 0 | 1 | 1 | 13 | 30 | 43 | 7 | 2 | 9 |
| 11 | 843 | 0 | 0 | 0 | 1 | 1 | 2 | 8 | 82 | 90 | 7 | 5 | 12 |
| 12 | 686 | 1 | 0 | 1 | 0 | 0 | 0 | 17 | 50 | 67 | 14 | 3 | 17 |
| 13 | 758 | 1 | 1 | 2 | 0 | 0 | 0 | 10 | 65 | 75 | 0 | 1 | 1 |
| 14 | 762 | 0 | 0 | 0 | 0 | 0 | 0 | 21 | 80 | 101 | 14 | 0 | 14 |
| 15 | 742 | 0 | 0 | 0 | 1 | 0 | 1 | 20 | 44 | 64 | 11 | 0 | 11 |
| 16 | 1,025 | 0 | 1 | 1 | 0 | 0 | 0 | 26 | 94 | 120 | 9 | 3 | 12 |
| 17 | 789 | 0 | 2 | 2 | 0 | 0 | 0 | 11 | 57 | 68 | 5 | 0 | 5 |
| 18 | 479 | 0 | 0 | 0 | 1 | 0 | 1 | 14 | 39 | 53 | 8 | 0 | 8 |
| 19 | 329 | 1 | 0 | 1 | 0 | 0 | 0 | 6 | 22 | 28 | 2 | 0 | 2 |
| 20 | 683 | 0 | 0 | 0 | 0 | 0 | 0 | 14 | 56 | 70 | 7 | 0 | 7 |
| 21 | 764 | 0 | 0 | 0 | 0 | 2 | 2 | 31 | 40 | 71 | 16 | 0 | 16 |
| 22 | 792 | 0 | 1 | 1 | 1 | 0 | 1 | 33 | 33 | 66 | 8 | 3 | 11 |
| 23 | 758 | 0 | 0 | 0 | 0 | 0 | 0 | 23 | 53 | 76 | 16 | 0 | 16 |
| 24 | 1,031 | 2 | 1 | 3 | 1 | 0 | 1 | 30 | 63 | 93 | 22 | 0 | 22 |
| 25 | 510 | 0 | 0 | 0 | 0 | 0 | 0 | 7 | 43 | 50 | 4 | 1 | 5 |
| 26 | 453 | 0 | 0 | 0 | 0 | 0 | 0 | 6 | 45 | 51 | 2 | 0 | 2 |
| 27 | 493 | 0 | 1 | 1 | 0 | 1 | 1 | 9 | 38 | 47 | 5 | 3 | 8 |
| 28 | 491 | 0 | 1 | 1 | 0 | 0 | 0 | 12 | 34 | 46 | 6 | 0 | 6 |
| 29 | 543 | 2 | 1 | 3 | 0 | 0 | 0 | 4 | 44 | 48 | 3 | 0 | 3 |
| 30 | 691 | 0 | 1 | 1 | 0 | 1 | 1 | 8 | 66 | 74 | 11 | 3 | 14 |
| 31 | 472 | 1 | 0 | 1 | 0 | 0 | 0 | 10 | 39 | 49 | 7 | 1 | 8 |
| 32 | 636 | 0 | 0 | 0 | 1 | 0 | 1 | 10 | 60 | 70 | 6 | 0 | 6 |
| 33 | 479 | 1 | 0 | 1 | 0 | 0 | 0 | 7 | 48 | 55 | 7 | 1 | 8 |
| 34 | 557 | 1 | 0 | 1 | 0 | 0 | 0 | 8 | 55 | 63 | 5 | 2 | 7 |

President of the United States - Republican Party
March 8, 2016 Election (3 of 3)

| POLL BOOK TOTALS | Rand Paul (REP) | | | Rick Santorum (REP) | | | Ted Cruz (REP) | | | Uncommitted (REP) | | | |
|--------------------------|-----------------|----------|-------|---------------------|----------|-------|----------------|----------|-------|-------------------|----------|-------|-----|
| | AV | Elec Day | TOTAL | AV | Elec Day | TOTAL | AV | Elec Day | TOTAL | AV | Elec Day | TOTAL | |
| MACOMB TOWNSHIP (cont'd) | | | | | | | | | | | | | |
| 35 | 590 | 0 | 0 | 0 | 0 | 0 | 1 | 51 | 52 | 5 | 0 | 5 | |
| TOTALS | 22,859 | 15 | 16 | 31 | 9 | 7 | 16 | 509 | 1,890 | 2,399 | 288 | 38 | 326 |
| MEMPHIS | | | | | | | | | | | | | |
| 1 | 200 | N/A | 0 | 0 | N/A | 0 | 0 | N/A | 21 | 21 | N/A | 4 | 4 |
| TOTALS | 200 | N/A | 0 | 0 | N/A | 0 | 0 | N/A | 21 | 21 | N/A | 4 | 4 |
| MOUNT CLEMENS | | | | | | | | | | | | | |
| 1 | 412 | 0 | 0 | 0 | 0 | 0 | 3 | 7 | 10 | 2 | 0 | 2 | |
| 2 | 629 | 0 | 0 | 0 | 0 | 0 | 7 | 43 | 50 | 3 | 1 | 4 | |
| 3 | 825 | 0 | 1 | 1 | 0 | 0 | 19 | 52 | 71 | 6 | 1 | 7 | |
| 4 | 382 | 0 | 0 | 0 | 0 | 0 | 6 | 31 | 37 | 4 | 0 | 4 | |
| 5 | 403 | 0 | 0 | 0 | 1 | 0 | 4 | 10 | 14 | 3 | 0 | 3 | |
| 6 | 458 | 0 | 0 | 0 | 1 | 0 | 1 | 24 | 25 | 3 | 1 | 4 | |
| 9 | 712 | 1 | 3 | 4 | 0 | 1 | 10 | 62 | 72 | 5 | 1 | 6 | |
| TOTALS | 3,821 | 1 | 4 | 5 | 2 | 1 | 3 | 50 | 229 | 279 | 26 | 4 | 30 |
| NEW BALTIMORE | | | | | | | | | | | | | |
| 1 | 477 | 0 | 0 | 0 | 0 | 1 | 2 | 35 | 37 | 7 | 5 | 12 | |
| 2 | 394 | 0 | 2 | 2 | 0 | 0 | 4 | 38 | 42 | 3 | 2 | 5 | |
| 3 | 902 | 0 | 2 | 2 | 0 | 2 | 4 | 82 | 86 | 3 | 1 | 4 | |
| 4 | 672 | 1 | 1 | 2 | 1 | 0 | 13 | 59 | 72 | 5 | 5 | 10 | |
| 5 | 703 | 0 | 2 | 2 | 0 | 1 | 4 | 53 | 57 | 3 | 1 | 4 | |
| TOTALS | 3,148 | 1 | 7 | 8 | 1 | 4 | 5 | 27 | 267 | 294 | 21 | 14 | 35 |
| RAY TOWNSHIP | | | | | | | | | | | | | |
| 1 | 539 | 2 | 0 | 2 | 1 | 0 | 1 | 13 | 53 | 66 | 4 | 0 | 4 |
| 2 | 689 | 0 | 1 | 1 | 0 | 0 | 0 | 21 | 81 | 102 | 9 | 1 | 10 |
| TOTALS | 1,228 | 2 | 1 | 3 | 1 | 0 | 1 | 34 | 134 | 168 | 13 | 1 | 14 |
| RICHMOND TOWNSHIP | | | | | | | | | | | | | |
| 1 | 459 | N/A | 3 | 3 | N/A | 0 | 0 | N/A | 70 | 70 | N/A | 4 | 4 |
| 2 | 528 | N/A | 0 | 0 | N/A | 0 | 0 | N/A | 72 | 72 | N/A | 2 | 2 |
| TOTALS | 987 | N/A | 3 | 3 | N/A | 0 | 0 | N/A | 142 | 142 | N/A | 6 | 6 |
| RICHMOND CITY | | | | | | | | | | | | | |
| 1 | 907 | N/A | 1 | 1 | N/A | 0 | 0 | N/A | 85 | 85 | N/A | 21 | 21 |
| 2 | 647 | N/A | 0 | 0 | N/A | 1 | 1 | N/A | 81 | 81 | N/A | 13 | 13 |
| TOTALS | 1,554 | N/A | 1 | 1 | N/A | 1 | 1 | N/A | 166 | 166 | N/A | 34 | 34 |
| ROSEVILLE | | | | | | | | | | | | | |
| 1 | 763 | 0 | 1 | 1 | 0 | 1 | 1 | 5 | 40 | 45 | 4 | 1 | 5 |
| 2 | 1,012 | 0 | 0 | 0 | 0 | 0 | 10 | 74 | 84 | 5 | 7 | 12 | |
| 3 | 664 | 0 | 0 | 0 | 0 | 0 | 9 | 32 | 41 | 4 | 4 | 8 | |
| 4 | 446 | 0 | 1 | 1 | 0 | 0 | 6 | 29 | 35 | 5 | 0 | 5 | |

President of the United States - Republican Party
March 8, 2016 Election (3 of 3)

| POLL BOOK TOTALS | | Rand Paul (REP) | | | Rick Santorum (REP) | | | Ted Cruz (REP) | | | Uncommitted (REP) | | | |
|--------------------|-------|-----------------|----------|-------|---------------------|----------|-------|----------------|----------|-------|-------------------|----------|-------|-----|
| | | AV | Elec Day | TOTAL | AV | Elec Day | TOTAL | AV | Elec Day | TOTAL | AV | Elec Day | TOTAL | |
| ROSEVILLE (cont'd) | | | | | | | | | | | | | | |
| 5 | 717 | 0 | 0 | 0 | 0 | 0 | 0 | 8 | 38 | 46 | 7 | 1 | 8 | |
| 6 | 890 | 2 | 1 | 3 | 1 | 0 | 1 | 9 | 59 | 68 | 5 | 3 | 8 | |
| 7 | 950 | 0 | 3 | 3 | 0 | 0 | 0 | 7 | 47 | 54 | 3 | 0 | 3 | |
| 8 | 867 | 0 | 2 | 2 | 0 | 1 | 1 | 12 | 36 | 48 | 9 | 1 | 10 | |
| 9 | 948 | 0 | 3 | 3 | 1 | 0 | 1 | 18 | 40 | 58 | 16 | 4 | 20 | |
| 10 | 538 | 0 | 0 | 0 | 0 | 2 | 2 | 3 | 32 | 35 | 1 | 0 | 1 | |
| 11 | 663 | 0 | 1 | 1 | 1 | 0 | 1 | 20 | 43 | 63 | 4 | 1 | 5 | |
| 12 | 645 | 0 | 0 | 0 | 0 | 0 | 0 | 11 | 22 | 33 | 6 | 0 | 6 | |
| 13 | 350 | 0 | 0 | 0 | 0 | 0 | 0 | 6 | 18 | 24 | 0 | 0 | 0 | |
| 14 | 574 | 0 | 0 | 0 | 0 | 0 | 0 | 11 | 27 | 38 | 7 | 0 | 7 | |
| 15 | 821 | 0 | 1 | 1 | 0 | 0 | 0 | 9 | 32 | 41 | 7 | 3 | 10 | |
| TOTALS | | 10,848 | 2 | 13 | 15 | 3 | 4 | 7 | 144 | 569 | 713 | 83 | 25 | 108 |
| SHELBY TOWNSHIP | | | | | | | | | | | | | | |
| 1 | 1,055 | 2 | 1 | 3 | 0 | 0 | 0 | 22 | 92 | 114 | 8 | 0 | 8 | |
| 2 | 926 | 0 | 2 | 2 | 0 | 2 | 2 | 31 | 68 | 99 | 18 | 0 | 18 | |
| 3 | 455 | 0 | 0 | 0 | 1 | 0 | 1 | 10 | 53 | 63 | 9 | 2 | 11 | |
| 4 | 775 | 0 | 1 | 1 | 0 | 0 | 0 | 30 | 61 | 91 | 10 | 0 | 10 | |
| 5 | 1,188 | 1 | 0 | 1 | 0 | 1 | 1 | 32 | 73 | 105 | 8 | 6 | 14 | |
| 6 | 531 | 0 | 0 | 0 | 0 | 0 | 0 | 8 | 56 | 64 | 3 | 1 | 4 | |
| 7 | 829 | 0 | 1 | 1 | 1 | 0 | 1 | 19 | 80 | 99 | 7 | 3 | 10 | |
| 8 | 373 | 0 | 0 | 0 | 1 | 1 | 2 | 7 | 21 | 28 | 2 | 4 | 6 | |
| 9 | 463 | 1 | 1 | 2 | 1 | 1 | 2 | 8 | 43 | 51 | 6 | 0 | 6 | |
| 10 | 621 | 0 | 2 | 2 | 1 | 0 | 1 | 11 | 61 | 72 | 10 | 1 | 11 | |
| 11 | 729 | 0 | 2 | 2 | 0 | 0 | 0 | 21 | 67 | 88 | 6 | 0 | 6 | |
| 12 | 655 | 0 | 0 | 0 | 0 | 0 | 0 | 20 | 75 | 95 | 7 | 5 | 12 | |
| 13 | 458 | 0 | 1 | 1 | 0 | 0 | 0 | 9 | 29 | 38 | 8 | 0 | 8 | |
| 14 | 830 | 0 | 0 | 0 | 1 | 0 | 1 | 19 | 87 | 106 | 16 | 4 | 20 | |
| 15 | 955 | 0 | 0 | 0 | 0 | 0 | 0 | 30 | 99 | 129 | 13 | 3 | 16 | |
| 16 | 1,145 | 0 | 0 | 0 | 0 | 0 | 0 | 42 | 97 | 139 | 13 | 0 | 13 | |
| 17 | 831 | 0 | 0 | 0 | 0 | 0 | 0 | 17 | 74 | 91 | 8 | 2 | 10 | |
| 18 | 630 | 0 | 1 | 1 | 0 | 0 | 0 | 29 | 52 | 81 | 9 | 0 | 9 | |
| 19 | 621 | 1 | 1 | 2 | 0 | 0 | 0 | 12 | 47 | 59 | 13 | 0 | 13 | |
| 20 | 484 | 0 | 0 | 0 | 1 | 0 | 1 | 15 | 35 | 50 | 7 | 0 | 7 | |
| 21 | 429 | 0 | 1 | 1 | 0 | 1 | 1 | 2 | 34 | 36 | 1 | 0 | 1 | |
| 22 | 1,216 | 0 | 3 | 3 | 1 | 0 | 1 | 52 | 79 | 131 | 16 | 3 | 19 | |
| 23 | 1,021 | 0 | 1 | 1 | 0 | 1 | 1 | 34 | 87 | 121 | 7 | 1 | 8 | |
| 24 | 1,257 | 1 | 1 | 2 | 0 | 2 | 2 | 32 | 88 | 120 | 19 | 4 | 23 | |
| 25 | 859 | 0 | 2 | 2 | 0 | 0 | 0 | 32 | 68 | 100 | 12 | 2 | 14 | |
| 26 | 698 | 1 | 0 | 1 | 1 | 0 | 1 | 34 | 30 | 64 | 18 | 2 | 20 | |

President of the United States - Republican Party
March 8, 2016 Election (3 of 3)

| POLL BOOK TOTALS | Rand Paul (REP) | | | Rick Santorum (REP) | | | Ted Cruz (REP) | | | Uncommitted (REP) | | |
|---------------------------------|--------------------|----------|-----------|------------------------|----------|----------|-------------------|--------------|--------------|----------------------|-----------|------------|
| | AV | Elec Day | TOTAL | AV | Elec Day | TOTAL | AV | Elec Day | TOTAL | AV | Elec Day | TOTAL |
| SHELBY TOWNSHIP (cont'd) | | | | | | | | | | | | |
| 27 | 851 | 2 | 0 | 2 | 0 | 0 | 24 | 51 | 75 | 16 | 3 | 19 |
| 28 | 974 | 0 | 0 | 0 | 0 | 0 | 40 | 44 | 84 | 30 | 2 | 32 |
| 29 | 500 | 0 | 0 | 0 | 0 | 0 | 8 | 43 | 51 | 2 | 1 | 3 |
| TOTALS | 22,359 | 9 | 21 | 30 | 9 | 9 | 650 | 1,794 | 2,444 | 302 | 49 | 351 |
| ST. CLAIR SHORES | | | | | | | | | | | | |
| 1 | 1,234 | 0 | 1 | 1 | 0 | 1 | 25 | 59 | 84 | 21 | 2 | 23 |
| 2 | 982 | 0 | 1 | 1 | 1 | 1 | 18 | 49 | 67 | 22 | 5 | 27 |
| 3 | 1,024 | 0 | 0 | 0 | 1 | 1 | 15 | 57 | 72 | 8 | 1 | 9 |
| 4 | 1,006 | 0 | 1 | 1 | 0 | 0 | 17 | 67 | 84 | 7 | 1 | 8 |
| 5 | 928 | 0 | 2 | 2 | 0 | 1 | 9 | 96 | 105 | 8 | 2 | 10 |
| 6 | 880 | 0 | 0 | 0 | 0 | 0 | 6 | 43 | 49 | 4 | 1 | 5 |
| 7 | 541 | 0 | 0 | 0 | 0 | 0 | 6 | 29 | 35 | 0 | 1 | 1 |
| 8 | 833 | 0 | 3 | 3 | 1 | 1 | 16 | 65 | 81 | 8 | 1 | 9 |
| 9 | 534 | 0 | 2 | 2 | 0 | 1 | 9 | 38 | 47 | 5 | 1 | 6 |
| 10 | 976 | 0 | 2 | 2 | 0 | 0 | 19 | 64 | 83 | 10 | 1 | 11 |
| 11 | 421 | 0 | 0 | 0 | 0 | 0 | 6 | 22 | 28 | 6 | 1 | 7 |
| 12 | 998 | 1 | 1 | 2 | 0 | 2 | 15 | 59 | 74 | 14 | 0 | 14 |
| 13 | 1,245 | 0 | 0 | 0 | 2 | 2 | 31 | 62 | 93 | 15 | 0 | 15 |
| 14 | 373 | 0 | 0 | 0 | 0 | 0 | 10 | 19 | 29 | 5 | 3 | 8 |
| 15 | 897 | 0 | 0 | 0 | 0 | 0 | 11 | 45 | 56 | 15 | 0 | 15 |
| 16 | 887 | 1 | 2 | 3 | 1 | 1 | 13 | 41 | 54 | 13 | 2 | 15 |
| 17 | 956 | 0 | 2 | 2 | 0 | 1 | 12 | 63 | 75 | 9 | 2 | 11 |
| 18 | 761 | 0 | 0 | 0 | 0 | 0 | 13 | 38 | 51 | 4 | 1 | 5 |
| 19 | 666 | 0 | 1 | 1 | 0 | 1 | 9 | 39 | 48 | 7 | 0 | 7 |
| 20 | 466 | 0 | 1 | 1 | 0 | 0 | 10 | 26 | 36 | 7 | 1 | 8 |
| 21 | 661 | 0 | 0 | 0 | 0 | 0 | 6 | 50 | 56 | 7 | 1 | 8 |
| 22 | 580 | 1 | 1 | 2 | 0 | 0 | 8 | 37 | 45 | 4 | 1 | 5 |
| 23 | 774 | 0 | 0 | 0 | 1 | 1 | 14 | 68 | 82 | 6 | 1 | 7 |
| TOTALS | 18,623 | 3 | 20 | 23 | 6 | 8 | 298 | 1,136 | 1,434 | 205 | 29 | 234 |
| STERLING HEIGHTS | | | | | | | | | | | | |
| 1 | 540 | 0 | 0 | 0 | 0 | 0 | 10 | 40 | 50 | 6 | 1 | 7 |
| 2 | 813 | 2 | 0 | 2 | 0 | 0 | 3 | 63 | 66 | 7 | 0 | 7 |
| 3 | 873 | 0 | 0 | 0 | 0 | 0 | 19 | 40 | 59 | 15 | 3 | 18 |
| 4 | 1,019 | 0 | 1 | 1 | 0 | 0 | 15 | 54 | 69 | 10 | 3 | 13 |
| 5 | 941 | 0 | 3 | 3 | 0 | 0 | 21 | 55 | 76 | 10 | 0 | 10 |
| 6 | 597 | 0 | 2 | 2 | 0 | 1 | 18 | 43 | 61 | 11 | 0 | 11 |
| 7 | 800 | 0 | 1 | 1 | 0 | 0 | 10 | 79 | 89 | 14 | 0 | 14 |
| 8 | 651 | 0 | 0 | 0 | 0 | 0 | 9 | 44 | 53 | 1 | 0 | 1 |
| 9 | 360 | 0 | 0 | 0 | 0 | 0 | 8 | 19 | 27 | 9 | 0 | 9 |

President of the United States - Republican Party
March 8, 2016 Election (3 of 3)

| STERLING HEIGHTS (cont'd) | POLL BOOK | Rand Paul (REP) | | | Rick Santorum (REP) | | | Ted Cruz (REP) | | | Uncommitted (REP) | | |
|---------------------------|-----------|--------------------|----------|-------|------------------------|----------|-------|-------------------|----------|-------|----------------------|----------|-------|
| | TOTALS | AV | Elec Day | TOTAL | AV | Elec Day | TOTAL | AV | Elec Day | TOTAL | AV | Elec Day | TOTAL |
| 10 | 850 | 0 | 0 | 0 | 0 | 1 | 1 | 19 | 45 | 64 | 9 | 0 | 9 |
| 11 | 527 | 1 | 4 | 5 | 0 | 1 | 1 | 11 | 33 | 44 | 4 | 2 | 6 |
| 12 | 932 | 0 | 0 | 0 | 0 | 0 | 0 | 17 | 54 | 71 | 16 | 0 | 16 |
| 13 | 511 | 0 | 3 | 3 | 0 | 0 | 0 | 7 | 30 | 37 | 8 | 0 | 8 |
| 14 | 439 | 0 | 0 | 0 | 0 | 0 | 0 | 9 | 30 | 39 | 8 | 0 | 8 |
| 15 | 492 | 0 | 0 | 0 | 0 | 0 | 0 | 15 | 32 | 47 | 7 | 0 | 7 |
| 16 | 535 | 0 | 2 | 2 | 0 | 2 | 2 | 13 | 44 | 57 | 4 | 0 | 4 |
| 17 | 579 | 0 | 0 | 0 | 0 | 0 | 0 | 27 | 39 | 66 | 5 | 0 | 5 |
| 18 | 820 | 0 | 2 | 2 | 0 | 0 | 0 | 20 | 68 | 88 | 15 | 1 | 16 |
| 19 | 810 | 0 | 1 | 1 | 0 | 0 | 0 | 11 | 63 | 74 | 12 | 2 | 14 |
| 20 | 819 | 0 | 2 | 2 | 0 | 1 | 1 | 11 | 54 | 65 | 13 | 2 | 15 |
| 21 | 479 | 0 | 1 | 1 | 0 | 1 | 1 | 5 | 52 | 57 | 3 | 0 | 3 |
| 22 | 612 | 1 | 0 | 1 | 0 | 2 | 2 | 11 | 49 | 60 | 10 | 0 | 10 |
| 23 | 603 | 0 | 1 | 1 | 0 | 0 | 0 | 12 | 54 | 66 | 4 | 2 | 6 |
| 24 | 532 | 0 | 2 | 2 | 0 | 2 | 2 | 19 | 59 | 78 | 2 | 2 | 4 |
| 25 | 1,035 | 0 | 1 | 1 | 0 | 0 | 0 | 17 | 98 | 115 | 10 | 2 | 12 |
| 26 | 904 | 0 | 1 | 1 | 0 | 0 | 0 | 12 | 107 | 119 | 7 | 4 | 11 |
| 27 | 844 | 0 | 2 | 2 | 1 | 1 | 2 | 12 | 75 | 87 | 7 | 1 | 8 |
| 28 | 701 | 0 | 0 | 0 | 1 | 0 | 1 | 17 | 52 | 69 | 8 | 0 | 8 |
| 29 | 662 | 0 | 0 | 0 | 0 | 0 | 0 | 9 | 68 | 77 | 7 | 1 | 8 |
| 30 | 409 | 0 | 2 | 2 | 0 | 0 | 0 | 9 | 26 | 35 | 3 | 1 | 4 |
| 31 | 438 | 1 | 1 | 2 | 0 | 0 | 0 | 3 | 30 | 33 | 1 | 1 | 2 |
| 32 | 267 | 0 | 0 | 0 | 0 | 0 | 0 | 0 | 28 | 28 | 0 | 0 | 0 |
| 33 | 572 | 0 | 1 | 1 | 0 | 0 | 0 | 11 | 48 | 59 | 8 | 4 | 12 |
| 34 | 773 | 0 | 1 | 1 | 0 | 0 | 0 | 21 | 93 | 114 | 4 | 1 | 5 |
| 35 | 443 | 0 | 0 | 0 | 0 | 1 | 1 | 6 | 48 | 54 | 2 | 1 | 3 |
| 36 | 879 | 0 | 1 | 1 | 0 | 0 | 0 | 18 | 73 | 91 | 11 | 2 | 13 |
| 37 | 820 | 0 | 1 | 1 | 0 | 0 | 0 | 9 | 52 | 61 | 9 | 1 | 10 |
| 38 | 897 | 1 | 0 | 1 | 0 | 0 | 0 | 30 | 63 | 93 | 7 | 0 | 7 |
| 39 | 667 | 0 | 2 | 2 | 0 | 0 | 0 | 6 | 64 | 70 | 4 | 4 | 8 |
| 40 | 356 | 0 | 1 | 1 | 1 | 0 | 1 | 3 | 31 | 34 | 0 | 0 | 0 |
| 41 | 561 | 1 | 1 | 2 | 0 | 0 | 0 | 13 | 59 | 72 | 1 | 1 | 2 |
| 42 | 697 | 0 | 0 | 0 | 0 | 0 | 0 | 17 | 65 | 82 | 7 | 0 | 7 |
| 43 | 1,167 | 0 | 1 | 1 | 0 | 0 | 0 | 46 | 79 | 125 | 35 | 0 | 35 |
| 44 | 645 | 1 | 1 | 2 | 0 | 0 | 0 | 26 | 40 | 66 | 7 | 0 | 7 |
| 45 | 714 | 1 | 0 | 1 | 0 | 1 | 1 | 17 | 47 | 64 | 8 | 1 | 9 |
| TOTALS | 30,585 | 9 | 42 | 51 | 4 | 13 | 17 | 622 | 2,389 | 3,011 | 349 | 43 | 392 |
| UTICA | | | | | | | | | | | | | |
| 1 | 233 | N/A | 1 | 1 | N/A | 0 | 0 | N/A | 16 | 16 | N/A | 2 | 2 |

President of the United States - Republican Party
March 8, 2016 Election (3 of 3)

| | POLL BOOK TOTALS | AV | Rand Paul (REP) Elec Day | TOTAL | AV | Rick Santorum (REP) Elec Day | TOTAL | AV | Ted Cruz (REP) Elec Day | TOTAL | AV | Uncommitted (REP) Elec Day | TOTAL |
|--|------------------|-----|--------------------------------|-------|-----|------------------------------------|-------|-----|-------------------------------|-------|-----|----------------------------------|-------|
| UTICA (cont'd) | | | | | | | | | | | | | |
| 2 | 513 | N/A | 2 | 2 | N/A | 0 | 0 | N/A | 60 | 60 | N/A | 2 | 2 |
| 3 | 481 | N/A | 0 | 0 | N/A | 0 | 0 | N/A | 48 | 48 | N/A | 5 | 5 |
| TOTALS | 1,227 | N/A | 3 | 3 | N/A | 0 | 0 | N/A | 124 | 124 | N/A | 9 | 9 |
| VILLAGE OF GROSSE POINTE SHORES, A MICHIGAN CITY | | | | | | | | | | | | | |
| 3 | 37 | N/A | 0 | 0 | N/A | 0 | 0 | N/A | 4 | 4 | N/A | 0 | 0 |
| TOTALS | 37 | N/A | 0 | 0 | N/A | 0 | 0 | N/A | 4 | 4 | N/A | 0 | 0 |
| WARREN | | | | | | | | | | | | | |
| 1 | 467 | 0 | 0 | 0 | 0 | 0 | 0 | 3 | 15 | 18 | 0 | 0 | 0 |
| 2 | 285 | 0 | 0 | 0 | 0 | 0 | 0 | 6 | 8 | 14 | 0 | 1 | 1 |
| 3 | 706 | 0 | 0 | 0 | 1 | 0 | 1 | 7 | 23 | 30 | 4 | 1 | 5 |
| 4 | 526 | 0 | 1 | 1 | 0 | 0 | 0 | 2 | 29 | 31 | 4 | 1 | 5 |
| 5 | 476 | 0 | 0 | 0 | 1 | 0 | 1 | 7 | 26 | 33 | 4 | 1 | 5 |
| 6 | 628 | 0 | 3 | 3 | 0 | 1 | 1 | 10 | 28 | 38 | 6 | 3 | 9 |
| 7 | 392 | 0 | 0 | 0 | 0 | 0 | 0 | 3 | 20 | 23 | 1 | 3 | 4 |
| 8 | 416 | 0 | 0 | 0 | 0 | 0 | 0 | 1 | 10 | 11 | 0 | 2 | 2 |
| 9 | 466 | 0 | 0 | 0 | 0 | 0 | 0 | 1 | 14 | 15 | 2 | 1 | 3 |
| 10 | 416 | 0 | 0 | 0 | 0 | 0 | 0 | 1 | 8 | 9 | 2 | 0 | 2 |
| 11 | 9 | 0 | 0 | 0 | 0 | 0 | 0 | 0 | 0 | 0 | 0 | 0 | 0 |
| 12 | 279 | 0 | 0 | 0 | 1 | 0 | 1 | 0 | 17 | 17 | 3 | 0 | 3 |
| 13 | 175 | 0 | 0 | 0 | 0 | 0 | 0 | 2 | 11 | 13 | 0 | 0 | 0 |
| 14 | 731 | 0 | 1 | 1 | 0 | 0 | 0 | 10 | 45 | 55 | 2 | 1 | 3 |
| 15 | 460 | 0 | 1 | 1 | 0 | 0 | 0 | 1 | 17 | 18 | 2 | 3 | 5 |
| 16 | 335 | 0 | 0 | 0 | 0 | 0 | 0 | 1 | 10 | 11 | 1 | 1 | 2 |
| 17 | 503 | 0 | 1 | 1 | 0 | 0 | 0 | 8 | 14 | 22 | 0 | 0 | 0 |
| 18 | 184 | 0 | 0 | 0 | 0 | 0 | 0 | 0 | 10 | 10 | 0 | 0 | 0 |
| 19 | 539 | 0 | 0 | 0 | 0 | 0 | 0 | 5 | 34 | 39 | 4 | 0 | 4 |
| 20 | 761 | 0 | 1 | 1 | 0 | 0 | 0 | 10 | 45 | 55 | 13 | 3 | 16 |
| 22 | 828 | 0 | 3 | 3 | 0 | 0 | 0 | 12 | 64 | 76 | 6 | 4 | 10 |
| 23 | 662 | 0 | 1 | 1 | 0 | 1 | 1 | 11 | 36 | 47 | 6 | 0 | 6 |
| 24 | 269 | 0 | 0 | 0 | 0 | 0 | 0 | 2 | 16 | 18 | 3 | 2 | 5 |
| 25 | 427 | 0 | 0 | 0 | 0 | 0 | 0 | 6 | 38 | 44 | 2 | 1 | 3 |
| 26 | 354 | 0 | 1 | 1 | 0 | 0 | 0 | 1 | 13 | 14 | 1 | 1 | 2 |
| 27 | 779 | 1 | 1 | 2 | 1 | 0 | 1 | 15 | 50 | 65 | 9 | 1 | 10 |
| 28 | 963 | 0 | 3 | 3 | 0 | 0 | 0 | 18 | 52 | 70 | 8 | 1 | 9 |
| 30 | 358 | 0 | 0 | 0 | 0 | 0 | 0 | 3 | 19 | 22 | 2 | 0 | 2 |
| 31 | 934 | 1 | 0 | 1 | 0 | 0 | 0 | 14 | 49 | 63 | 7 | 3 | 10 |
| 32 | 721 | 0 | 1 | 1 | 0 | 0 | 0 | 7 | 64 | 71 | 10 | 4 | 14 |
| 33 | 812 | 1 | 1 | 2 | 0 | 0 | 0 | 19 | 71 | 90 | 14 | 3 | 17 |
| 34 | 418 | 0 | 0 | 0 | 1 | 2 | 3 | 1 | 23 | 24 | 7 | 2 | 9 |

President of the United States - Republican Party
March 8, 2016 Election (3 of 3)

| | POLL BOOK TOTALS | Rand Paul (REP) | | | Rick Santorum (REP) | | | Ted Cruz (REP) | | | Uncommitted (REP) | | |
|---------------------|------------------|-----------------|----------|-------|---------------------|----------|-------|----------------|----------|-------|-------------------|----------|-------|
| | | AV | Elec Day | TOTAL | AV | Elec Day | TOTAL | AV | Elec Day | TOTAL | AV | Elec Day | TOTAL |
| WARREN (cont'd) | | | | | | | | | | | | | |
| 35 | 796 | 0 | 0 | 0 | 0 | 0 | 0 | 11 | 42 | 53 | 5 | 2 | 7 |
| 36 | 500 | 0 | 2 | 2 | 0 | 0 | 0 | 15 | 29 | 44 | 5 | 3 | 8 |
| 37 | 711 | 0 | 0 | 0 | 0 | 1 | 1 | 12 | 49 | 61 | 9 | 0 | 9 |
| 38 | 1,048 | 1 | 2 | 3 | 0 | 1 | 1 | 11 | 56 | 67 | 9 | 1 | 10 |
| 41 | 930 | 0 | 3 | 3 | 0 | 0 | 0 | 10 | 49 | 59 | 8 | 2 | 10 |
| 43 | 732 | 0 | 0 | 0 | 0 | 0 | 0 | 16 | 63 | 79 | 3 | 6 | 9 |
| 44 | 623 | 0 | 0 | 0 | 0 | 2 | 2 | 7 | 22 | 29 | 7 | 1 | 8 |
| 45 | 552 | 0 | 0 | 0 | 0 | 1 | 1 | 14 | 36 | 50 | 9 | 2 | 11 |
| 46 | 531 | 0 | 1 | 1 | 1 | 0 | 1 | 6 | 35 | 41 | 10 | 1 | 11 |
| 47 | 964 | 1 | 4 | 5 | 0 | 0 | 0 | 23 | 62 | 85 | 8 | 1 | 9 |
| 48 | 333 | 1 | 0 | 1 | 0 | 1 | 1 | 4 | 27 | 31 | 1 | 0 | 1 |
| 49 | 933 | 0 | 0 | 0 | 0 | 0 | 0 | 23 | 57 | 80 | 10 | 0 | 10 |
| 50 | 781 | 0 | 0 | 0 | 0 | 0 | 0 | 9 | 58 | 67 | 3 | 3 | 6 |
| 51 | 938 | 0 | 0 | 0 | 2 | 1 | 3 | 27 | 60 | 87 | 11 | 2 | 13 |
| 52 | 546 | 0 | 0 | 0 | 0 | 0 | 0 | 9 | 43 | 52 | 3 | 2 | 5 |
| 53 | 540 | 0 | 0 | 0 | 0 | 0 | 0 | 13 | 35 | 48 | 5 | 0 | 5 |
| 54 | 706 | 0 | 3 | 3 | 0 | 0 | 0 | 18 | 45 | 63 | 12 | 1 | 13 |
| 55 | 738 | 1 | 4 | 5 | 0 | 0 | 0 | 6 | 63 | 69 | 8 | 2 | 10 |
| 56 | 352 | 0 | 1 | 1 | 0 | 0 | 0 | 2 | 25 | 27 | 5 | 0 | 5 |
| 57 | 654 | 0 | 2 | 2 | 0 | 0 | 0 | 6 | 58 | 64 | 3 | 1 | 4 |
| 58 | 978 | 0 | 0 | 0 | 0 | 0 | 0 | 11 | 72 | 83 | 11 | 2 | 13 |
| TOTALS | 31,165 | 7 | 41 | 48 | 8 | 11 | 19 | 440 | 1,865 | 2,305 | 268 | 75 | 343 |
| WASHINGTON TOWNSHIP | | | | | | | | | | | | | |
| 1 | 542 | 0 | 0 | 0 | 0 | 2 | 2 | 14 | 54 | 68 | 5 | 5 | 10 |
| 2 | 988 | 0 | 1 | 1 | 0 | 0 | 0 | 35 | 81 | 116 | 9 | 0 | 9 |
| 3 | 906 | 0 | 0 | 0 | 0 | 0 | 0 | 29 | 76 | 105 | 15 | 3 | 18 |
| 4 | 729 | 0 | 3 | 3 | 0 | 0 | 0 | 11 | 65 | 76 | 6 | 1 | 7 |
| 5 | 901 | 1 | 0 | 1 | 0 | 1 | 1 | 26 | 88 | 114 | 18 | 3 | 21 |
| 6 | 1,157 | 0 | 0 | 0 | 0 | 1 | 1 | 36 | 86 | 122 | 14 | 0 | 14 |
| 7 | 945 | 1 | 0 | 1 | 0 | 1 | 1 | 32 | 81 | 113 | 13 | 1 | 14 |
| 8 | 827 | 0 | 1 | 1 | 0 | 0 | 0 | 22 | 85 | 107 | 8 | 1 | 9 |
| 9 | 447 | 0 | 1 | 1 | 0 | 0 | 0 | 10 | 56 | 66 | 1 | 1 | 2 |
| 10 | 599 | 0 | 0 | 0 | 1 | 0 | 1 | 5 | 54 | 59 | 2 | 2 | 4 |
| TOTALS | 8,041 | 2 | 6 | 8 | 1 | 5 | 6 | 220 | 726 | 946 | 91 | 17 | 108 |
| GRAND TOTALS | | | | | | | | | | | | | |
| 223,592 | 69 | 255 | 324 | 62 | 96 | 158 | 3,826 | 16,163 | 19,989 | 2,261 | 650 | 2,911 | |

* N/A indicates AV (Absentee) results are included in Elec Day results

**March 8, 2016 Presidential Primary
Manistee County, Michigan
Official Results**

Date:03/09/16
Time:16:16:42
Page:1 of 1

Registered Voters 19821 - Cards Cast 6756 34.09%

Num. Report Precinct 18 - Num. Reporting 18 100.00%

| REP President | REP | Total | |
|---------------------|------------|--------|---------|
| Number of Precincts | | 16 | |
| Precincts Reporting | | 16 | 100.0 % |
| Times Counted | 3741/19230 | 19.5 % | |
| Total Votes | | 3735 | |
| Jeb Bush | REP | 27 | 0.72% |
| Ben Carson | REP | 57 | 1.53% |
| Chris Christie | REP | 4 | 0.11% |
| Ted Cruz | REP | 979 | 26.21% |
| Carly Fiorina | REP | 2 | 0.05% |
| Lindsey Graham | REP | 0 | 0.00% |
| Mike Huckabee | REP | 9 | 0.24% |
| John R. Kasich | REP | 756 | 20.24% |
| George Pataki | REP | 2 | 0.05% |
| Rand Paul | REP | 10 | 0.27% |
| Marco Rubio | REP | 280 | 7.50% |
| Rick Santorum | REP | 5 | 0.13% |
| Donald J. Trump | REP | 1552 | 41.55% |
| Uncommitted | | 51 | 1.37% |
| Write-in Votes | | 1 | 0.03% |

| Arcadia Light Prop | Total | |
|---------------------|---------|---------|
| Number of Precincts | 1 | |
| Precincts Reporting | 1 | 100.0 % |
| Times Counted | 259/566 | 45.8 % |
| Total Votes | 252 | |
| YES | 184 | 73.02% |
| NO | 68 | 26.98% |

| KND School Prop | Total | |
|---------------------|-----------|---------|
| Number of Precincts | 11 | |
| Precincts Reporting | 11 | 100.0 % |
| Times Counted | 1448/4583 | 31.6 % |
| Total Votes | 1383 | |
| YES | 868 | 62.76% |
| NO | 515 | 37.24% |

| DEM President | DEM | Total | |
|---------------------|------------|--------|---------|
| Number of Precincts | | 16 | |
| Precincts Reporting | | 16 | 100.0 % |
| Times Counted | 2834/19230 | 14.7 % | |
| Total Votes | | 2830 | |
| Hillary Clinton | DEM | 1120 | 39.58% |
| Rocky De La Fuente | DEM | 4 | 0.14% |
| Martin J. O'Malley | DEM | 5 | 0.18% |
| Bernie Sanders | DEM | 1646 | 58.16% |
| Uncommitted | | 51 | 1.80% |
| Write-in Votes | | 4 | 0.14% |

| Arcadia Park Prop | Total | |
|---------------------|---------|---------|
| Number of Precincts | 1 | |
| Precincts Reporting | 1 | 100.0 % |
| Times Counted | 259/566 | 45.8 % |
| Total Votes | 242 | |
| YES | 123 | 50.83% |
| NO | 119 | 49.17% |

| Arcadia Fire Prop | Total | |
|---------------------|---------|---------|
| Number of Precincts | 1 | |
| Precincts Reporting | 1 | 100.0 % |
| Times Counted | 259/566 | 45.8 % |
| Total Votes | 253 | |
| YES | 213 | 84.19% |
| NO | 40 | 15.81% |

RECEIVED/FILED
MICHIGAN DEPT OF STATE
2016 MAR 16 AM 10:34
ELECTIONS/GREAT SEAL

Statement of Votes Cast
Manistee County Michigan
Official Election Results
March 8, 2016

Date:03/09/16
Time:16:16:01
Page:1 of 24

| | TURN OUT | | |
|---------------------------------------|-------------|------------|-----------|
| | Reg. Voters | Cards Cast | % Turnout |
| Jurisdiction Wide | | | |
| City of Manistee, Precinct 1 | | | |
| Polling | 2290 | 843 | 36.81% |
| AVCB (if used) | 2290 | 0 | 0.00% |
| Total | 2290 | 843 | 36.81% |
| City of Manistee, Precinct 2 | | | |
| Polling | 2470 | 700 | 28.34% |
| AVCB (if used) | 2470 | 0 | 0.00% |
| Total | 2470 | 700 | 28.34% |
| Arcadia Township, Precinct 1 | | | |
| Polling | 566 | 259 | 45.76% |
| AVCB (if used) | 566 | 0 | 0.00% |
| Total | 566 | 259 | 45.76% |
| Bear Lake Township, Precinct 1 | | | |
| Polling | 1399 | 525 | 37.53% |
| AVCB (if used) | 1399 | 0 | 0.00% |
| Total | 1399 | 525 | 37.53% |
| Brown Township, Precinct 1 | | | |
| Polling | 581 | 210 | 36.14% |
| AVCB (if used) | 581 | 0 | 0.00% |
| Total | 581 | 210 | 36.14% |
| Cleon Township, Precinct 1 | | | |
| Polling | 773 | 218 | 28.20% |
| AVCB (if used) | 773 | 0 | 0.00% |
| Total | 773 | 218 | 28.20% |
| Dickson Township, Precinct 1 | | | |
| Polling | 749 | 290 | 38.72% |
| AVCB (if used) | 749 | 0 | 0.00% |
| Total | 749 | 290 | 38.72% |
| Charter Township of Filer, Precinct 1 | | | |
| Polling | 1931 | 630 | 32.63% |
| AVCB (if used) | 1931 | 0 | 0.00% |
| Total | 1931 | 630 | 32.63% |
| Manistee Township, Precinct 1 | | | |
| Polling | 2556 | 614 | 24.02% |
| AVCB (if used) | 2556 | 308 | 12.05% |
| Total | 2556 | 922 | 36.07% |
| Maple Grove Township, Precinct 1 | | | |
| Polling | 967 | 281 | 29.06% |
| AVCB (if used) | 967 | 0 | 0.00% |
| Total | 967 | 281 | 29.06% |
| Marilla Township, Precinct 1 | | | |
| Polling | 302 | 103 | 34.11% |
| AVCB (if used) | 302 | 0 | 0.00% |
| Total | 302 | 103 | 34.11% |
| Norman Township, Precinct 1 | | | |
| Polling | 1379 | 447 | 32.41% |
| AVCB (if used) | 1379 | 0 | 0.00% |
| Total | 1379 | 447 | 32.41% |
| Oneskama Township, Precinct 1 | | | |
| Polling | 1229 | 483 | 39.30% |
| AVCB (if used) | 1229 | 0 | 0.00% |
| Total | 1229 | 483 | 39.30% |
| Pleasanton Township, Precinct 1 | | | |
| Polling | 666 | 230 | 34.53% |
| AVCB (if used) | 666 | 0 | 0.00% |
| Total | 666 | 230 | 34.53% |
| Springdale Township, Precinct 1 | | | |
| Polling | 653 | 198 | 30.32% |
| AVCB (if used) | 653 | 0 | 0.00% |
| Total | 653 | 198 | 30.32% |

Statement of Votes Cast
Manistee County Michigan
Official Election Results
March 8, 2016

Date:03/09/16
Time:16:16:01
Page:2 of 24

| | TURN OUT | | |
|----------------------------------|-------------|------------|--------------|
| | Reg. Voters | Cards Cast | % Turnout |
| Stronach Township, Precinct 1 | | | |
| Polling | 719 | 256 | 35.61% |
| AVCB (if used) | 719 | 0 | 0.00% |
| Total | 719 | 256 | 35.61% |
| LAKE Elk Township, Precinct 1 | | | |
| Polling | 548 | 146 | 26.64% |
| AVCB (if used) | 548 | 0 | 0.00% |
| Total | 548 | 146 | 26.64% |
| MASON Meade Township, Precinct 1 | | | |
| Polling | 43 | 15 | 34.88% |
| AVCB (if used) | 43 | 0 | 0.00% |
| Total | 43 | 15 | 34.88% |
| Total | | | |
| Polling | 19821 | 6448 | 32.53% |
| AVCB (if used) | 19821 | 308 | 1.55% |
| Total | 19821 | 6756 | 34.09% |

Statement of Votes Cast
Manistee County Michigan
Official Election Results
March 8, 2016

Date:03/09/16
Time:16:16:01
Page:3 of 24

| | REP President | | | | | | | | |
|---------------------------------------|---------------|---------------|-------------|----------------|-------|------------------|-------|----------------------|-------|
| | Reg. Voters | Times Counted | Total Votes | Jeb Bush (REP) | | Ben Carson (REP) | | Chris Christie (REP) | |
| Jurisdiction Wide | | | | | | | | | |
| City of Manistee, Precinct 1 | | | | | | | | | |
| Polling | 2290 | 417 | 417 | 2 | 0.48% | 15 | 3.60% | 0 | 0.00% |
| AVCB (if used) | 2290 | 0 | 0 | 0 | - | 0 | - | 0 | - |
| Total | 2290 | 417 | 417 | 2 | 0.48% | 15 | 3.60% | 0 | 0.00% |
| City of Manistee, Precinct 2 | | | | | | | | | |
| Polling | 2470 | 316 | 315 | 1 | 0.32% | 4 | 1.27% | 0 | 0.00% |
| AVCB (if used) | 2470 | 0 | 0 | 0 | - | 0 | - | 0 | - |
| Total | 2470 | 316 | 315 | 1 | 0.32% | 4 | 1.27% | 0 | 0.00% |
| Arcadia Township, Precinct 1 | | | | | | | | | |
| Polling | 566 | 126 | 124 | 0 | 0.00% | 3 | 2.42% | 1 | 0.81% |
| AVCB (if used) | 566 | 0 | 0 | 0 | - | 0 | - | 0 | - |
| Total | 566 | 126 | 124 | 0 | 0.00% | 3 | 2.42% | 1 | 0.81% |
| Bear Lake Township, Precinct 1 | | | | | | | | | |
| Polling | 1399 | 347 | 347 | 4 | 1.15% | 8 | 2.31% | 1 | 0.29% |
| AVCB (if used) | 1399 | 0 | 0 | 0 | - | 0 | - | 0 | - |
| Total | 1399 | 347 | 347 | 4 | 1.15% | 8 | 2.31% | 1 | 0.29% |
| Brown Township, Precinct 1 | | | | | | | | | |
| Polling | 581 | 123 | 123 | 0 | 0.00% | 2 | 1.63% | 0 | 0.00% |
| AVCB (if used) | 581 | 0 | 0 | 0 | - | 0 | - | 0 | - |
| Total | 581 | 123 | 123 | 0 | 0.00% | 2 | 1.63% | 0 | 0.00% |
| Cleon Township, Precinct 1 | | | | | | | | | |
| Polling | 773 | 139 | 139 | 0 | 0.00% | 0 | 0.00% | 0 | 0.00% |
| AVCB (if used) | 773 | 0 | 0 | 0 | - | 0 | - | 0 | - |
| Total | 773 | 139 | 139 | 0 | 0.00% | 0 | 0.00% | 0 | 0.00% |
| Dickson Township, Precinct 1 | | | | | | | | | |
| Polling | 749 | 163 | 163 | 0 | 0.00% | 1 | 0.61% | 0 | 0.00% |
| AVCB (if used) | 749 | 0 | 0 | 0 | - | 0 | - | 0 | - |
| Total | 749 | 163 | 163 | 0 | 0.00% | 1 | 0.61% | 0 | 0.00% |
| Charter Township of Filer, Precinct 1 | | | | | | | | | |
| Polling | 1931 | 367 | 367 | 2 | 0.54% | 2 | 0.54% | 0 | 0.00% |
| AVCB (if used) | 1931 | 0 | 0 | 0 | - | 0 | - | 0 | - |
| Total | 1931 | 367 | 367 | 2 | 0.54% | 2 | 0.54% | 0 | 0.00% |
| Manistee Township, Precinct 1 | | | | | | | | | |
| Polling | 2556 | 337 | 337 | 0 | 0.00% | 1 | 0.30% | 0 | 0.00% |
| AVCB (if used) | 2556 | 166 | 166 | 7 | 4.22% | 7 | 4.22% | 0 | 0.00% |
| Total | 2556 | 503 | 503 | 7 | 1.39% | 8 | 1.59% | 0 | 0.00% |
| Maple Grove Township, Precinct 1 | | | | | | | | | |
| Polling | 967 | 167 | 167 | 2 | 1.20% | 0 | 0.00% | 2 | 1.20% |
| AVCB (if used) | 967 | 0 | 0 | 0 | - | 0 | - | 0 | - |
| Total | 967 | 167 | 167 | 2 | 1.20% | 0 | 0.00% | 2 | 1.20% |
| Marilla Township, Precinct 1 | | | | | | | | | |
| Polling | 302 | 67 | 66 | 1 | 1.52% | 2 | 3.03% | 0 | 0.00% |
| AVCB (if used) | 302 | 0 | 0 | 0 | - | 0 | - | 0 | - |
| Total | 302 | 67 | 66 | 1 | 1.52% | 2 | 3.03% | 0 | 0.00% |
| Norman Township, Precinct 1 | | | | | | | | | |
| Polling | 1379 | 295 | 295 | 5 | 1.69% | 4 | 1.36% | 0 | 0.00% |
| AVCB (if used) | 1379 | 0 | 0 | 0 | - | 0 | - | 0 | - |
| Total | 1379 | 295 | 295 | 5 | 1.69% | 4 | 1.36% | 0 | 0.00% |
| Onkama Township, Precinct 1 | | | | | | | | | |
| Polling | 1229 | 289 | 288 | 2 | 0.69% | 5 | 1.74% | 0 | 0.00% |
| AVCB (if used) | 1229 | 0 | 0 | 0 | - | 0 | - | 0 | - |
| Total | 1229 | 289 | 288 | 2 | 0.69% | 5 | 1.74% | 0 | 0.00% |
| Pleasanton Township, Precinct 1 | | | | | | | | | |
| Polling | 666 | 149 | 149 | 0 | 0.00% | 2 | 1.34% | 0 | 0.00% |
| AVCB (if used) | 666 | 0 | 0 | 0 | - | 0 | - | 0 | - |
| Total | 666 | 149 | 149 | 0 | 0.00% | 2 | 1.34% | 0 | 0.00% |
| Springdale Township, Precinct 1 | | | | | | | | | |
| Polling | 653 | 132 | 132 | 1 | 0.76% | 0 | 0.00% | 0 | 0.00% |
| AVCB (if used) | 653 | 0 | 0 | 0 | - | 0 | - | 0 | - |
| Total | 653 | 132 | 132 | 1 | 0.76% | 0 | 0.00% | 0 | 0.00% |

Statement of Votes Cast
Manistee County Michigan
Official Election Results
March 8, 2016

Date:03/09/16
Time:16:16:01
Page:4 of 24

| | REP President | | | | | | | | | |
|----------------------------------|---------------|---------------|-------------|----------------|-------|------------------|-------|----------------------|-------|--|
| | Reg. Voters | Times Counted | Total Votes | Jeb Bush (REP) | | Ben Carson (REP) | | Chris Christie (REP) | | |
| Stronach Township, Precinct 1 | | | | | | | | | | |
| Polling | 719 | 141 | 140 | 0 | 0.00% | 1 | 0.71% | 0 | 0.00% | |
| AVCB (if used) | 719 | 0 | 0 | 0 | - | 0 | - | 0 | - | |
| Total | 719 | 141 | 140 | 0 | 0.00% | 1 | 0.71% | 0 | 0.00% | |
| LAKE Elk Township, Precinct 1 | | | | | | | | | | |
| Polling | - | - | - | - | - | - | - | - | - | |
| AVCB (if used) | - | - | - | - | - | - | - | - | - | |
| Total | - | - | - | - | - | - | - | - | - | |
| MASON Meade Township, Precinct 1 | | | | | | | | | | |
| Polling | - | - | - | - | - | - | - | - | - | |
| AVCB (if used) | - | - | - | - | - | - | - | - | - | |
| Total | - | - | - | - | - | - | - | - | - | |
| Total | | | | | | | | | | |
| Polling | 19230 | 3575 | 3569 | 20 | 0.56% | 50 | 1.40% | 4 | 0.11% | |
| AVCB (if used) | 19230 | 166 | 166 | 7 | 4.22% | 7 | 4.22% | 0 | 0.00% | |
| Total | 19230 | 3741 | 3735 | 27 | 0.72% | 57 | 1.53% | 4 | 0.11% | |

Statement of Votes Cast
Manistee County Michigan
Official Election Results
March 8, 2016

Date: 03/09/16
Time: 16:16:01
Page: 5 of 24

| | REP President | | | | | | | | | |
|---------------------------------------|----------------|--------|---------------------|-------|----------------------|-------|---------------------|-------|----------------------|--------|
| | Ted Cruz (REP) | | Carly Fiorina (REP) | | Lindsey Graham (REP) | | Mike Huckabee (REP) | | John R. Kasich (REP) | |
| Jurisdiction Wide | | | | | | | | | | |
| City of Manistee, Precinct 1 | | | | | | | | | | |
| Polling | 94 | 22.54% | 1 | 0.24% | 0 | 0.00% | 4 | 0.96% | 107 | 25.66% |
| AVCB (if used) | 0 | - | 0 | - | 0 | - | 0 | - | 0 | - |
| Total | 94 | 22.54% | 1 | 0.24% | 0 | 0.00% | 4 | 0.96% | 107 | 25.66% |
| City of Manistee, Precinct 2 | | | | | | | | | | |
| Polling | 83 | 26.35% | 0 | 0.00% | 0 | 0.00% | 0 | 0.00% | 69 | 21.90% |
| AVCB (if used) | 0 | - | 0 | - | 0 | - | 0 | - | 0 | - |
| Total | 83 | 26.35% | 0 | 0.00% | 0 | 0.00% | 0 | 0.00% | 69 | 21.90% |
| Arcadia Township, Precinct 1 | | | | | | | | | | |
| Polling | 37 | 29.84% | 0 | 0.00% | 0 | 0.00% | 1 | 0.81% | 44 | 35.48% |
| AVCB (if used) | 0 | - | 0 | - | 0 | - | 0 | - | 0 | - |
| Total | 37 | 29.84% | 0 | 0.00% | 0 | 0.00% | 1 | 0.81% | 44 | 35.48% |
| Bear Lake Township, Precinct 1 | | | | | | | | | | |
| Polling | 97 | 27.95% | 0 | 0.00% | 0 | 0.00% | 3 | 0.86% | 54 | 15.56% |
| AVCB (if used) | 0 | - | 0 | - | 0 | - | 0 | - | 0 | - |
| Total | 97 | 27.95% | 0 | 0.00% | 0 | 0.00% | 3 | 0.86% | 54 | 15.56% |
| Brown Township, Precinct 1 | | | | | | | | | | |
| Polling | 40 | 32.52% | 0 | 0.00% | 0 | 0.00% | 0 | 0.00% | 24 | 19.51% |
| AVCB (if used) | 0 | - | 0 | - | 0 | - | 0 | - | 0 | - |
| Total | 40 | 32.52% | 0 | 0.00% | 0 | 0.00% | 0 | 0.00% | 24 | 19.51% |
| Cleon Township, Precinct 1 | | | | | | | | | | |
| Polling | 38 | 27.34% | 0 | 0.00% | 0 | 0.00% | 0 | 0.00% | 18 | 12.95% |
| AVCB (if used) | 0 | - | 0 | - | 0 | - | 0 | - | 0 | - |
| Total | 38 | 27.34% | 0 | 0.00% | 0 | 0.00% | 0 | 0.00% | 18 | 12.95% |
| Dickson Township, Precinct 1 | | | | | | | | | | |
| Polling | 39 | 23.93% | 0 | 0.00% | 0 | 0.00% | 0 | 0.00% | 23 | 14.11% |
| AVCB (if used) | 0 | - | 0 | - | 0 | - | 0 | - | 0 | - |
| Total | 39 | 23.93% | 0 | 0.00% | 0 | 0.00% | 0 | 0.00% | 23 | 14.11% |
| Charter Township of Filer, Precinct 1 | | | | | | | | | | |
| Polling | 86 | 23.43% | 0 | 0.00% | 0 | 0.00% | 0 | 0.00% | 95 | 25.89% |
| AVCB (if used) | 0 | - | 0 | - | 0 | - | 0 | - | 0 | - |
| Total | 86 | 23.43% | 0 | 0.00% | 0 | 0.00% | 0 | 0.00% | 95 | 25.89% |
| Manistee Township, Precinct 1 | | | | | | | | | | |
| Polling | 107 | 31.75% | 0 | 0.00% | 0 | 0.00% | 0 | 0.00% | 82 | 24.33% |
| AVCB (if used) | 21 | 12.65% | 0 | 0.00% | 0 | 0.00% | 0 | 0.00% | 25 | 15.06% |
| Total | 128 | 25.45% | 0 | 0.00% | 0 | 0.00% | 0 | 0.00% | 107 | 21.27% |
| Maple Grove Township, Precinct 1 | | | | | | | | | | |
| Polling | 46 | 27.54% | 0 | 0.00% | 0 | 0.00% | 0 | 0.00% | 26 | 15.57% |
| AVCB (if used) | 0 | - | 0 | - | 0 | - | 0 | - | 0 | - |
| Total | 46 | 27.54% | 0 | 0.00% | 0 | 0.00% | 0 | 0.00% | 26 | 15.57% |
| Marilla Township, Precinct 1 | | | | | | | | | | |
| Polling | 18 | 27.27% | 0 | 0.00% | 0 | 0.00% | 0 | 0.00% | 8 | 12.12% |
| AVCB (if used) | 0 | - | 0 | - | 0 | - | 0 | - | 0 | - |
| Total | 18 | 27.27% | 0 | 0.00% | 0 | 0.00% | 0 | 0.00% | 8 | 12.12% |
| Norman Township, Precinct 1 | | | | | | | | | | |
| Polling | 84 | 28.47% | 0 | 0.00% | 0 | 0.00% | 1 | 0.34% | 32 | 10.85% |
| AVCB (if used) | 0 | - | 0 | - | 0 | - | 0 | - | 0 | - |
| Total | 84 | 28.47% | 0 | 0.00% | 0 | 0.00% | 1 | 0.34% | 32 | 10.85% |
| Onkama Township, Precinct 1 | | | | | | | | | | |
| Polling | 78 | 27.08% | 0 | 0.00% | 0 | 0.00% | 0 | 0.00% | 75 | 26.04% |
| AVCB (if used) | 0 | - | 0 | - | 0 | - | 0 | - | 0 | - |
| Total | 78 | 27.08% | 0 | 0.00% | 0 | 0.00% | 0 | 0.00% | 75 | 26.04% |
| Pleasanton Township, Precinct 1 | | | | | | | | | | |
| Polling | 48 | 32.21% | 1 | 0.67% | 0 | 0.00% | 0 | 0.00% | 28 | 18.79% |
| AVCB (if used) | 0 | - | 0 | - | 0 | - | 0 | - | 0 | - |
| Total | 48 | 32.21% | 1 | 0.67% | 0 | 0.00% | 0 | 0.00% | 28 | 18.79% |
| Springdale Township, Precinct 1 | | | | | | | | | | |
| Polling | 29 | 21.97% | 0 | 0.00% | 0 | 0.00% | 0 | 0.00% | 21 | 15.91% |
| AVCB (if used) | 0 | - | 0 | - | 0 | - | 0 | - | 0 | - |
| Total | 29 | 21.97% | 0 | 0.00% | 0 | 0.00% | 0 | 0.00% | 21 | 15.91% |

Statement of Votes Cast
Manistee County Michigan
Official Election Results
March 8, 2016

Date:03/09/16
Time:16:16:01
Page:6 of 24

| | REP President | | | | | | | | | |
|----------------------------------|----------------|--------|---------------------|-------|----------------------|-------|---------------------|-------|----------------------|--------|
| | Ted Cruz (REP) | | Carly Fiorina (REP) | | Lindsey Graham (REP) | | Mike Huckabee (REP) | | John R. Kasich (REP) | |
| Stronach Township, Precinct 1 | | | | | | | | | | |
| Polling | 34 | 24.29% | 0 | 0.00% | 0 | 0.00% | 0 | 0.00% | 25 | 17.86% |
| AVCB (if used) | 0 | - | 0 | - | 0 | - | 0 | - | 0 | - |
| Total | 34 | 24.29% | 0 | 0.00% | 0 | 0.00% | 0 | 0.00% | 25 | 17.86% |
| LAKE Elk Township, Precinct 1 | | | | | | | | | | |
| Polling | - | - | - | - | - | - | - | - | - | - |
| AVCB (if used) | - | - | - | - | - | - | - | - | - | - |
| Total | - | - | - | - | - | - | - | - | - | - |
| MASON Meade Township, Precinct 1 | | | | | | | | | | |
| Polling | - | - | - | - | - | - | - | - | - | - |
| AVCB (if used) | - | - | - | - | - | - | - | - | - | - |
| Total | - | - | - | - | - | - | - | - | - | - |
| Total | | | | | | | | | | |
| Polling | 958 | 26.84% | 2 | 0.06% | 0 | 0.00% | 9 | 0.25% | 731 | 20.48% |
| AVCB (if used) | 21 | 12.65% | 0 | 0.00% | 0 | 0.00% | 0 | 0.00% | 25 | 15.06% |
| Total | 979 | 26.21% | 2 | 0.05% | 0 | 0.00% | 9 | 0.24% | 756 | 20.24% |

Statement of Votes Cast
Manistee County Michigan
Official Election Results
March 8, 2016

Date:03/09/16
Time:16:16:01
Page:7 of 24

| | REP President | | | | | | | | | |
|---------------------------------------|------------------------|-------|-----------------|-------|-------------------|--------|------------------------|-------|-----------------------|--------|
| | George Pataki (REP) | | Rand Paul (REP) | | Marco Rubio (REP) | | Rick Santorum (REP) | | Donald J. Trump (REP) | |
| Jurisdiction Wide | | | | | | | | | | |
| City of Manistee, Precinct 1 | | | | | | | | | | |
| Polling | 0 | 0.00% | 3 | 0.72% | 39 | 9.35% | 0 | 0.00% | 147 | 35.25% |
| AVCB (if used) | 0 | - | 0 | - | 0 | - | 0 | - | 0 | - |
| Total | 0 | 0.00% | 3 | 0.72% | 39 | 9.35% | 0 | 0.00% | 147 | 35.25% |
| City of Manistee, Precinct 2 | | | | | | | | | | |
| Polling | 0 | 0.00% | 1 | 0.32% | 20 | 6.35% | 0 | 0.00% | 127 | 40.32% |
| AVCB (if used) | 0 | - | 0 | - | 0 | - | 0 | - | 0 | - |
| Total | 0 | 0.00% | 1 | 0.32% | 20 | 6.35% | 0 | 0.00% | 127 | 40.32% |
| Arcadia Township, Precinct 1 | | | | | | | | | | |
| Polling | 1 | 0.81% | 0 | 0.00% | 9 | 7.26% | 0 | 0.00% | 25 | 20.16% |
| AVCB (if used) | 0 | - | 0 | - | 0 | - | 0 | - | 0 | - |
| Total | 1 | 0.81% | 0 | 0.00% | 9 | 7.26% | 0 | 0.00% | 25 | 20.16% |
| Bear Lake Township, Precinct 1 | | | | | | | | | | |
| Polling | 0 | 0.00% | 2 | 0.58% | 23 | 6.63% | 0 | 0.00% | 146 | 42.07% |
| AVCB (if used) | 0 | - | 0 | - | 0 | - | 0 | - | 0 | - |
| Total | 0 | 0.00% | 2 | 0.58% | 23 | 6.63% | 0 | 0.00% | 146 | 42.07% |
| Brown Township, Precinct 1 | | | | | | | | | | |
| Polling | 0 | 0.00% | 0 | 0.00% | 8 | 6.50% | 0 | 0.00% | 48 | 39.02% |
| AVCB (if used) | 0 | - | 0 | - | 0 | - | 0 | - | 0 | - |
| Total | 0 | 0.00% | 0 | 0.00% | 8 | 6.50% | 0 | 0.00% | 48 | 39.02% |
| Cleon Township, Precinct 1 | | | | | | | | | | |
| Polling | 1 | 0.72% | 0 | 0.00% | 8 | 5.76% | 1 | 0.72% | 71 | 51.08% |
| AVCB (if used) | 0 | - | 0 | - | 0 | - | 0 | - | 0 | - |
| Total | 1 | 0.72% | 0 | 0.00% | 8 | 5.76% | 1 | 0.72% | 71 | 51.08% |
| Dickson Township, Precinct 1 | | | | | | | | | | |
| Polling | 0 | 0.00% | 1 | 0.61% | 6 | 3.68% | 0 | 0.00% | 92 | 56.44% |
| AVCB (if used) | 0 | - | 0 | - | 0 | - | 0 | - | 0 | - |
| Total | 0 | 0.00% | 1 | 0.61% | 6 | 3.68% | 0 | 0.00% | 92 | 56.44% |
| Charter Township of Filer, Precinct 1 | | | | | | | | | | |
| Polling | 0 | 0.00% | 1 | 0.27% | 49 | 13.35% | 0 | 0.00% | 128 | 34.88% |
| AVCB (if used) | 0 | - | 0 | - | 0 | - | 0 | - | 0 | - |
| Total | 0 | 0.00% | 1 | 0.27% | 49 | 13.35% | 0 | 0.00% | 128 | 34.88% |
| Manistee Township, Precinct 1 | | | | | | | | | | |
| Polling | 0 | 0.00% | 1 | 0.30% | 16 | 4.75% | 0 | 0.00% | 130 | 38.58% |
| AVCB (if used) | 0 | 0.00% | 0 | 0.00% | 34 | 20.48% | 2 | 1.20% | 65 | 39.16% |
| Total | 0 | 0.00% | 1 | 0.20% | 50 | 9.94% | 2 | 0.40% | 195 | 38.77% |
| Maple Grove Township, Precinct 1 | | | | | | | | | | |
| Polling | 0 | 0.00% | 0 | 0.00% | 8 | 4.79% | 0 | 0.00% | 80 | 47.90% |
| AVCB (if used) | 0 | - | 0 | - | 0 | - | 0 | - | 0 | - |
| Total | 0 | 0.00% | 0 | 0.00% | 8 | 4.79% | 0 | 0.00% | 80 | 47.90% |
| Marilla Township, Precinct 1 | | | | | | | | | | |
| Polling | 0 | 0.00% | 1 | 1.52% | 6 | 9.09% | 0 | 0.00% | 27 | 40.91% |
| AVCB (if used) | 0 | - | 0 | - | 0 | - | 0 | - | 0 | - |
| Total | 0 | 0.00% | 1 | 1.52% | 6 | 9.09% | 0 | 0.00% | 27 | 40.91% |
| Norman Township, Precinct 1 | | | | | | | | | | |
| Polling | 0 | 0.00% | 0 | 0.00% | 12 | 4.07% | 0 | 0.00% | 153 | 51.86% |
| AVCB (if used) | 0 | - | 0 | - | 0 | - | 0 | - | 0 | - |
| Total | 0 | 0.00% | 0 | 0.00% | 12 | 4.07% | 0 | 0.00% | 153 | 51.86% |
| Onkama Township, Precinct 1 | | | | | | | | | | |
| Polling | 0 | 0.00% | 0 | 0.00% | 20 | 6.94% | 2 | 0.69% | 104 | 36.11% |
| AVCB (if used) | 0 | - | 0 | - | 0 | - | 0 | - | 0 | - |
| Total | 0 | 0.00% | 0 | 0.00% | 20 | 6.94% | 2 | 0.69% | 104 | 36.11% |
| Pleasanton Township, Precinct 1 | | | | | | | | | | |
| Polling | 0 | 0.00% | 0 | 0.00% | 9 | 6.04% | 0 | 0.00% | 61 | 40.94% |
| AVCB (if used) | 0 | - | 0 | - | 0 | - | 0 | - | 0 | - |
| Total | 0 | 0.00% | 0 | 0.00% | 9 | 6.04% | 0 | 0.00% | 61 | 40.94% |
| Springdale Township, Precinct 1 | | | | | | | | | | |
| Polling | 0 | 0.00% | 0 | 0.00% | 5 | 3.79% | 0 | 0.00% | 76 | 57.58% |
| AVCB (if used) | 0 | - | 0 | - | 0 | - | 0 | - | 0 | - |
| Total | 0 | 0.00% | 0 | 0.00% | 5 | 3.79% | 0 | 0.00% | 76 | 57.58% |

Statement of Votes Cast
Manistee County Michigan
Official Election Results
March 8, 2016

Date:03/09/16
Time:16:16:01
Page:8 of 24

| | REP President | | | | | | | | | |
|----------------------------------|------------------------|-------|-----------------|-------|-------------------|--------|------------------------|-------|-----------------------|--------|
| | George Pataki (REP) | | Rand Paul (REP) | | Marco Rubio (REP) | | Rick Santorum (REP) | | Donald J. Trump (REP) | |
| Stronach Township, Precinct 1 | | | | | | | | | | |
| Polling | 0 | 0.00% | 0 | 0.00% | 8 | 5.71% | 0 | 0.00% | 72 | 51.43% |
| AVCB (if used) | 0 | - | 0 | - | 0 | - | 0 | - | 0 | - |
| Total | 0 | 0.00% | 0 | 0.00% | 8 | 5.71% | 0 | 0.00% | 72 | 51.43% |
| LAKE Elk Township, Precinct 1 | | | | | | | | | | |
| Polling | - | - | - | - | - | - | - | - | - | - |
| AVCB (if used) | - | - | - | - | - | - | - | - | - | - |
| Total | - | - | - | - | - | - | - | - | - | - |
| MASON Meade Township, Precinct 1 | | | | | | | | | | |
| Polling | - | - | - | - | - | - | - | - | - | - |
| AVCB (if used) | - | - | - | - | - | - | - | - | - | - |
| Total | - | - | - | - | - | - | - | - | - | - |
| Total | | | | | | | | | | |
| Polling | 2 | 0.06% | 10 | 0.28% | 246 | 6.89% | 3 | 0.08% | 1487 | 41.66% |
| AVCB (if used) | 0 | 0.00% | 0 | 0.00% | 34 | 20.48% | 2 | 1.20% | 65 | 39.16% |
| Total | 2 | 0.05% | 10 | 0.27% | 280 | 7.50% | 5 | 0.13% | 1552 | 41.55% |

Statement of Votes Cast
Manistee County Michigan
Official Election Results
March 8, 2016

Date:03/09/16
Time:16:16:01
Page:9 of 24

| | REP President | | | |
|---------------------------------------|---------------|-------|----------------|-------|
| | Uncommitted | | Write-In Votes | |
| Jurisdiction Wide | | | | |
| City of Manistee, Precinct 1 | | | | |
| Polling | 5 | 1.20% | 0 | 0.00% |
| AVCB (if used) | 0 | - | 0 | - |
| Total | 5 | 1.20% | 0 | 0.00% |
| City of Manistee, Precinct 2 | | | | |
| Polling | 9 | 2.86% | 1 | 0.32% |
| AVCB (if used) | 0 | - | 0 | - |
| Total | 9 | 2.86% | 1 | 0.32% |
| Arcadia Township, Precinct 1 | | | | |
| Polling | 3 | 2.42% | 0 | 0.00% |
| AVCB (if used) | 0 | - | 0 | - |
| Total | 3 | 2.42% | 0 | 0.00% |
| Bear Lake Township, Precinct 1 | | | | |
| Polling | 9 | 2.59% | 0 | 0.00% |
| AVCB (if used) | 0 | - | 0 | - |
| Total | 9 | 2.59% | 0 | 0.00% |
| Brown Township, Precinct 1 | | | | |
| Polling | 1 | 0.81% | 0 | 0.00% |
| AVCB (if used) | 0 | - | 0 | - |
| Total | 1 | 0.81% | 0 | 0.00% |
| Cleon Township, Precinct 1 | | | | |
| Polling | 2 | 1.44% | 0 | 0.00% |
| AVCB (if used) | 0 | - | 0 | - |
| Total | 2 | 1.44% | 0 | 0.00% |
| Dickson Township, Precinct 1 | | | | |
| Polling | 1 | 0.61% | 0 | 0.00% |
| AVCB (if used) | 0 | - | 0 | - |
| Total | 1 | 0.61% | 0 | 0.00% |
| Charter Township of Filer, Precinct 1 | | | | |
| Polling | 4 | 1.09% | 0 | 0.00% |
| AVCB (if used) | 0 | - | 0 | - |
| Total | 4 | 1.09% | 0 | 0.00% |
| Manistee Township, Precinct 1 | | | | |
| Polling | 0 | 0.00% | 0 | 0.00% |
| AVCB (if used) | 5 | 3.01% | 0 | 0.00% |
| Total | 5 | 0.99% | 0 | 0.00% |
| Maple Grove Township, Precinct 1 | | | | |
| Polling | 3 | 1.80% | 0 | 0.00% |
| AVCB (if used) | 0 | - | 0 | - |
| Total | 3 | 1.80% | 0 | 0.00% |
| Marilla Township, Precinct 1 | | | | |
| Polling | 3 | 4.55% | 0 | 0.00% |
| AVCB (if used) | 0 | - | 0 | - |
| Total | 3 | 4.55% | 0 | 0.00% |
| Norman Township, Precinct 1 | | | | |
| Polling | 4 | 1.36% | 0 | 0.00% |
| AVCB (if used) | 0 | - | 0 | - |
| Total | 4 | 1.36% | 0 | 0.00% |
| Onkama Township, Precinct 1 | | | | |
| Polling | 2 | 0.69% | 0 | 0.00% |
| AVCB (if used) | 0 | - | 0 | - |
| Total | 2 | 0.69% | 0 | 0.00% |
| Pleasanton Township, Precinct 1 | | | | |
| Polling | 0 | 0.00% | 0 | 0.00% |
| AVCB (if used) | 0 | - | 0 | - |
| Total | 0 | 0.00% | 0 | 0.00% |
| Springdale Township, Precinct 1 | | | | |
| Polling | 0 | 0.00% | 0 | 0.00% |
| AVCB (if used) | 0 | - | 0 | - |
| Total | 0 | 0.00% | 0 | 0.00% |

Statement of Votes Cast
Manistee County Michigan
Official Election Results
March 8, 2016

Date:03/09/16
Time:16:16:01
Page:10 of 24

| | REP President | | | |
|----------------------------------|---------------|-------|----------------|-------|
| | Uncommitted | | Write-In Votes | |
| Stronach Township, Precinct 1 | | | | |
| Polling | 0 | 0.00% | 0 | 0.00% |
| AVCB (if used) | 0 | - | 0 | - |
| Total | 0 | 0.00% | 0 | 0.00% |
| LAKE ELK Township, Precinct 1 | | | | |
| Polling | - | - | - | - |
| AVCB (if used) | - | - | - | - |
| Total | - | - | - | - |
| MASON Meade Township, Precinct 1 | | | | |
| Polling | - | - | - | - |
| AVCB (if used) | - | - | - | - |
| Total | - | - | - | - |
| Total | | | | |
| Polling | 46 | 1.29% | 1 | 0.03% |
| AVCB (if used) | 5 | 3.01% | 0 | 0.00% |
| Total | 51 | 1.37% | 1 | 0.03% |

Statement of Votes Cast
Manistee County Michigan
Official Election Results
March 8, 2016

Date: 03/09/16
Time: 16:16:01
Page: 11 of 24

| | DEM President | | | | | | | | |
|---------------------------------------|---------------|---------------|-------------|-----------------------|--------|--------------------------|-------|--------------------------|-------|
| | Reg. Voters | Times Counted | Total Votes | Hillary Clinton (DEM) | | Rocky De La Fuente (DEM) | | Martin J. O'Malley (DEM) | |
| Jurisdiction Wide | | | | | | | | | |
| City of Manistee, Precinct 1 | | | | | | | | | |
| Polling | 2290 | 426 | 426 | 172 | 40.38% | 0 | 0.00% | 0 | 0.00% |
| AVCB (if used) | 2290 | 0 | 0 | 0 | - | 0 | - | 0 | - |
| Total | 2290 | 426 | 426 | 172 | 40.38% | 0 | 0.00% | 0 | 0.00% |
| City of Manistee, Precinct 2 | | | | | | | | | |
| Polling | 2470 | 384 | 384 | 100 | 26.04% | 0 | 0.00% | 0 | 0.00% |
| AVCB (if used) | 2470 | 0 | 0 | 0 | - | 0 | - | 0 | - |
| Total | 2470 | 384 | 384 | 100 | 26.04% | 0 | 0.00% | 0 | 0.00% |
| Arcadia Township, Precinct 1 | | | | | | | | | |
| Polling | 566 | 129 | 128 | 50 | 39.06% | 0 | 0.00% | 1 | 0.78% |
| AVCB (if used) | 566 | 0 | 0 | 0 | - | 0 | - | 0 | - |
| Total | 566 | 129 | 128 | 50 | 39.06% | 0 | 0.00% | 1 | 0.78% |
| Bear Lake Township, Precinct 1 | | | | | | | | | |
| Polling | 1399 | 178 | 178 | 74 | 41.57% | 1 | 0.56% | 0 | 0.00% |
| AVCB (if used) | 1399 | 0 | 0 | 0 | - | 0 | - | 0 | - |
| Total | 1399 | 178 | 178 | 74 | 41.57% | 1 | 0.56% | 0 | 0.00% |
| Brown Township, Precinct 1 | | | | | | | | | |
| Polling | 581 | 85 | 85 | 29 | 34.12% | 0 | 0.00% | 0 | 0.00% |
| AVCB (if used) | 581 | 0 | 0 | 0 | - | 0 | - | 0 | - |
| Total | 581 | 85 | 85 | 29 | 34.12% | 0 | 0.00% | 0 | 0.00% |
| Cleon Township, Precinct 1 | | | | | | | | | |
| Polling | 773 | 79 | 79 | 16 | 20.25% | 0 | 0.00% | 0 | 0.00% |
| AVCB (if used) | 773 | 0 | 0 | 0 | - | 0 | - | 0 | - |
| Total | 773 | 79 | 79 | 16 | 20.25% | 0 | 0.00% | 0 | 0.00% |
| Dickson Township, Precinct 1 | | | | | | | | | |
| Polling | 749 | 126 | 126 | 63 | 50.00% | 0 | 0.00% | 0 | 0.00% |
| AVCB (if used) | 749 | 0 | 0 | 0 | - | 0 | - | 0 | - |
| Total | 749 | 126 | 126 | 63 | 50.00% | 0 | 0.00% | 0 | 0.00% |
| Charter Township of Filer, Precinct 1 | | | | | | | | | |
| Polling | 1931 | 263 | 262 | 121 | 46.18% | 1 | 0.38% | 0 | 0.00% |
| AVCB (if used) | 1931 | 0 | 0 | 0 | - | 0 | - | 0 | - |
| Total | 1931 | 263 | 262 | 121 | 46.18% | 1 | 0.38% | 0 | 0.00% |
| Manistee Township, Precinct 1 | | | | | | | | | |
| Polling | 2556 | 277 | 277 | 108 | 38.99% | 0 | 0.00% | 1 | 0.36% |
| AVCB (if used) | 2556 | 142 | 141 | 92 | 65.25% | 0 | 0.00% | 1 | 0.71% |
| Total | 2556 | 419 | 418 | 200 | 47.85% | 0 | 0.00% | 2 | 0.48% |
| Maple Grove Township, Precinct 1 | | | | | | | | | |
| Polling | 967 | 110 | 110 | 49 | 44.55% | 0 | 0.00% | 0 | 0.00% |
| AVCB (if used) | 967 | 0 | 0 | 0 | - | 0 | - | 0 | - |
| Total | 967 | 110 | 110 | 49 | 44.55% | 0 | 0.00% | 0 | 0.00% |
| Marilla Township, Precinct 1 | | | | | | | | | |
| Polling | 302 | 36 | 36 | 8 | 22.22% | 0 | 0.00% | 0 | 0.00% |
| AVCB (if used) | 302 | 0 | 0 | 0 | - | 0 | - | 0 | - |
| Total | 302 | 36 | 36 | 8 | 22.22% | 0 | 0.00% | 0 | 0.00% |
| Norman Township, Precinct 1 | | | | | | | | | |
| Polling | 1379 | 145 | 145 | 59 | 40.69% | 1 | 0.69% | 1 | 0.69% |
| AVCB (if used) | 1379 | 0 | 0 | 0 | - | 0 | - | 0 | - |
| Total | 1379 | 145 | 145 | 59 | 40.69% | 1 | 0.69% | 1 | 0.69% |
| Onckama Township, Precinct 1 | | | | | | | | | |
| Polling | 1229 | 194 | 194 | 77 | 39.69% | 0 | 0.00% | 1 | 0.52% |
| AVCB (if used) | 1229 | 0 | 0 | 0 | - | 0 | - | 0 | - |
| Total | 1229 | 194 | 194 | 77 | 39.69% | 0 | 0.00% | 1 | 0.52% |
| Pleasanton Township, Precinct 1 | | | | | | | | | |
| Polling | 666 | 81 | 81 | 24 | 29.63% | 0 | 0.00% | 0 | 0.00% |
| AVCB (if used) | 666 | 0 | 0 | 0 | - | 0 | - | 0 | - |
| Total | 666 | 81 | 81 | 24 | 29.63% | 0 | 0.00% | 0 | 0.00% |
| Springdale Township, Precinct 1 | | | | | | | | | |
| Polling | 653 | 66 | 66 | 25 | 37.88% | 0 | 0.00% | 0 | 0.00% |
| AVCB (if used) | 653 | 0 | 0 | 0 | - | 0 | - | 0 | - |
| Total | 653 | 66 | 66 | 25 | 37.88% | 0 | 0.00% | 0 | 0.00% |

Statement of Votes Cast
Manistee County Michigan
Official Election Results
March 8, 2016

Date:03/09/16
Time:16:16:01
Page:12 of 24

| | DEM President | | | | | | | | | |
|----------------------------------|---------------|---------------|-------------|-----------------------|--------|--------------------------|-------|--------------------------|-------|--|
| | Reg. Voters | Times Counted | Total Votes | Hillary Clinton (DEM) | | Rocky De La Fuente (DEM) | | Martin J. O'Malley (DEM) | | |
| Stronach Township, Precinct 1 | | | | | | | | | | |
| Polling | 719 | 113 | 112 | 53 | 47.32% | 1 | 0.89% | 0 | 0.00% | |
| AVCB (if used) | 719 | 0 | 0 | 0 | - | 0 | - | 0 | - | |
| Total | 719 | 113 | 112 | 53 | 47.32% | 1 | 0.89% | 0 | 0.00% | |
| LAKE Elk Township, Precinct 1 | | | | | | | | | | |
| Polling | - | - | - | - | - | - | - | - | - | |
| AVCB (if used) | - | - | - | - | - | - | - | - | - | |
| Total | - | - | - | - | - | - | - | - | - | |
| MASON Meade Township, Precinct 1 | | | | | | | | | | |
| Polling | - | - | - | - | - | - | - | - | - | |
| AVCB (if used) | - | - | - | - | - | - | - | - | - | |
| Total | - | - | - | - | - | - | - | - | - | |
| Total | | | | | | | | | | |
| Polling | 19230 | 2692 | 2689 | 1028 | 38.23% | 4 | 0.15% | 4 | 0.15% | |
| AVCB (if used) | 19230 | 142 | 141 | 92 | 65.25% | 0 | 0.00% | 1 | 0.71% | |
| Total | 19230 | 2834 | 2830 | 1120 | 39.58% | 4 | 0.14% | 5 | 0.18% | |

Statement of Votes Cast
Manistee County Michigan
Official Election Results
March 8, 2016

Date:03/09/16
Time:16:16:01
Page:13 of 24

| | DEM President | | | | | |
|---------------------------------------|----------------------|--------|-------------|-------|----------------|-------|
| | Bernie Sanders (DEM) | | Uncommitted | | Write-In Votes | |
| Jurisdiction Wide | | | | | | |
| City of Manistee, Precinct 1 | | | | | | |
| Polling | 247 | 57.98% | 6 | 1.41% | 1 | 0.23% |
| AVCB (if used) | 0 | - | 0 | - | 0 | - |
| Total | 247 | 57.98% | 6 | 1.41% | 1 | 0.23% |
| City of Manistee, Precinct 2 | | | | | | |
| Polling | 265 | 69.01% | 18 | 4.69% | 1 | 0.26% |
| AVCB (if used) | 0 | - | 0 | - | 0 | - |
| Total | 265 | 69.01% | 18 | 4.69% | 1 | 0.26% |
| Arcadia Township, Precinct 1 | | | | | | |
| Polling | 75 | 58.59% | 2 | 1.56% | 0 | 0.00% |
| AVCB (if used) | 0 | - | 0 | - | 0 | - |
| Total | 75 | 58.59% | 2 | 1.56% | 0 | 0.00% |
| Bear Lake Township, Precinct 1 | | | | | | |
| Polling | 98 | 55.06% | 5 | 2.81% | 0 | 0.00% |
| AVCB (if used) | 0 | - | 0 | - | 0 | - |
| Total | 98 | 55.06% | 5 | 2.81% | 0 | 0.00% |
| Brown Township, Precinct 1 | | | | | | |
| Polling | 56 | 65.88% | 0 | 0.00% | 0 | 0.00% |
| AVCB (if used) | 0 | - | 0 | - | 0 | - |
| Total | 56 | 65.88% | 0 | 0.00% | 0 | 0.00% |
| Cleon Township, Precinct 1 | | | | | | |
| Polling | 62 | 78.48% | 1 | 1.27% | 0 | 0.00% |
| AVCB (if used) | 0 | - | 0 | - | 0 | - |
| Total | 62 | 78.48% | 1 | 1.27% | 0 | 0.00% |
| Dickson Township, Precinct 1 | | | | | | |
| Polling | 61 | 48.41% | 2 | 1.59% | 0 | 0.00% |
| AVCB (if used) | 0 | - | 0 | - | 0 | - |
| Total | 61 | 48.41% | 2 | 1.59% | 0 | 0.00% |
| Charter Township of Filer, Precinct 1 | | | | | | |
| Polling | 138 | 52.67% | 2 | 0.76% | 0 | 0.00% |
| AVCB (if used) | 0 | - | 0 | - | 0 | - |
| Total | 138 | 52.67% | 2 | 0.76% | 0 | 0.00% |
| Manistee Township, Precinct 1 | | | | | | |
| Polling | 166 | 59.93% | 2 | 0.72% | 0 | 0.00% |
| AVCB (if used) | 43 | 30.50% | 5 | 3.55% | 0 | 0.00% |
| Total | 209 | 50.00% | 7 | 1.67% | 0 | 0.00% |
| Maple Grove Township, Precinct 1 | | | | | | |
| Polling | 57 | 51.82% | 3 | 2.73% | 1 | 0.91% |
| AVCB (if used) | 0 | - | 0 | - | 0 | - |
| Total | 57 | 51.82% | 3 | 2.73% | 1 | 0.91% |
| Marilla Township, Precinct 1 | | | | | | |
| Polling | 28 | 77.78% | 0 | 0.00% | 0 | 0.00% |
| AVCB (if used) | 0 | - | 0 | - | 0 | - |
| Total | 28 | 77.78% | 0 | 0.00% | 0 | 0.00% |
| Norman Township, Precinct 1 | | | | | | |
| Polling | 82 | 56.55% | 1 | 0.69% | 1 | 0.69% |
| AVCB (if used) | 0 | - | 0 | - | 0 | - |
| Total | 82 | 56.55% | 1 | 0.69% | 1 | 0.69% |
| Onckama Township, Precinct 1 | | | | | | |
| Polling | 114 | 58.76% | 2 | 1.03% | 0 | 0.00% |
| AVCB (if used) | 0 | - | 0 | - | 0 | - |
| Total | 114 | 58.76% | 2 | 1.03% | 0 | 0.00% |
| Pleasanton Township, Precinct 1 | | | | | | |
| Polling | 57 | 70.37% | 0 | 0.00% | 0 | 0.00% |
| AVCB (if used) | 0 | - | 0 | - | 0 | - |
| Total | 57 | 70.37% | 0 | 0.00% | 0 | 0.00% |
| Springdale Township, Precinct 1 | | | | | | |
| Polling | 40 | 60.61% | 1 | 1.52% | 0 | 0.00% |
| AVCB (if used) | 0 | - | 0 | - | 0 | - |
| Total | 40 | 60.61% | 1 | 1.52% | 0 | 0.00% |

Statement of Votes Cast
Manistee County Michigan
Official Election Results
March 8, 2016

Date:03/09/16
Time:16:16:01
Page:14 of 24

| | DEM President | | | | | |
|----------------------------------|----------------------|--------|-------------|-------|----------------|-------|
| | Bernie Sanders (DEM) | | Uncommitted | | Write-In Votes | |
| Stronach Township, Precinct 1 | | | | | | |
| Polling | 57 | 50.89% | 1 | 0.89% | 0 | 0.00% |
| AVCB (if used) | 0 | - | 0 | - | 0 | - |
| Total | 57 | 50.89% | 1 | 0.89% | 0 | 0.00% |
| LAKE Elk Township, Precinct 1 | | | | | | |
| Polling | - | - | - | - | - | - |
| AVCB (if used) | - | - | - | - | - | - |
| Total | - | - | - | - | - | - |
| MASON Meade Township, Precinct 1 | | | | | | |
| Polling | - | - | - | - | - | - |
| AVCB (if used) | - | - | - | - | - | - |
| Total | - | - | - | - | - | - |
| Total | | | | | | |
| Polling | 1603 | 59.61% | 46 | 1.71% | 4 | 0.15% |
| AVCB (if used) | 43 | 30.50% | 5 | 3.55% | 0 | 0.00% |
| Total | 1646 | 58.16% | 51 | 1.80% | 4 | 0.14% |

Statement of Votes Cast
Manistee County Michigan
Official Election Results
March 8, 2016

Date:03/09/16
Time:16:16:01
Page:15 of 24

| | Arcadia Park Prop | | | | | |
|---------------------------------------|-------------------|---------------|-------------|------------|------------|---|
| | Reg. Voters | Times Counted | Total Votes | YES | NO | |
| Jurisdiction Wide | | | | | | |
| City of Manistee, Precinct 1 | | | | | | |
| Polling | - | - | - | - | - | - |
| AVCB (if used) | - | - | - | - | - | - |
| Total | - | - | - | - | - | - |
| City of Manistee, Precinct 2 | | | | | | |
| Polling | - | - | - | - | - | - |
| AVCB (if used) | - | - | - | - | - | - |
| Total | - | - | - | - | - | - |
| Arcadia Township, Precinct 1 | | | | | | |
| Polling | 566 | 259 | 242 | 123 50.83% | 119 49.17% | |
| AVCB (if used) | 566 | 0 | 0 | 0 | 0 | |
| Total | 566 | 259 | 242 | 123 50.83% | 119 49.17% | |
| Bear Lake Township, Precinct 1 | | | | | | |
| Polling | - | - | - | - | - | - |
| AVCB (if used) | - | - | - | - | - | - |
| Total | - | - | - | - | - | - |
| Brown Township, Precinct 1 | | | | | | |
| Polling | - | - | - | - | - | - |
| AVCB (if used) | - | - | - | - | - | - |
| Total | - | - | - | - | - | - |
| Cleon Township, Precinct 1 | | | | | | |
| Polling | - | - | - | - | - | - |
| AVCB (if used) | - | - | - | - | - | - |
| Total | - | - | - | - | - | - |
| Dickson Township, Precinct 1 | | | | | | |
| Polling | - | - | - | - | - | - |
| AVCB (if used) | - | - | - | - | - | - |
| Total | - | - | - | - | - | - |
| Charter Township of Filer, Precinct 1 | | | | | | |
| Polling | - | - | - | - | - | - |
| AVCB (if used) | - | - | - | - | - | - |
| Total | - | - | - | - | - | - |
| Manistee Township, Precinct 1 | | | | | | |
| Polling | - | - | - | - | - | - |
| AVCB (if used) | - | - | - | - | - | - |
| Total | - | - | - | - | - | - |
| Maple Grove Township, Precinct 1 | | | | | | |
| Polling | - | - | - | - | - | - |
| AVCB (if used) | - | - | - | - | - | - |
| Total | - | - | - | - | - | - |
| Marilla Township, Precinct 1 | | | | | | |
| Polling | - | - | - | - | - | - |
| AVCB (if used) | - | - | - | - | - | - |
| Total | - | - | - | - | - | - |
| Norman Township, Precinct 1 | | | | | | |
| Polling | - | - | - | - | - | - |
| AVCB (if used) | - | - | - | - | - | - |
| Total | - | - | - | - | - | - |
| Onckama Township, Precinct 1 | | | | | | |
| Polling | - | - | - | - | - | - |
| AVCB (if used) | - | - | - | - | - | - |
| Total | - | - | - | - | - | - |
| Pleasanton Township, Precinct 1 | | | | | | |
| Polling | - | - | - | - | - | - |
| AVCB (if used) | - | - | - | - | - | - |
| Total | - | - | - | - | - | - |
| Springdale Township, Precinct 1 | | | | | | |
| Polling | - | - | - | - | - | - |
| AVCB (if used) | - | - | - | - | - | - |
| Total | - | - | - | - | - | - |

Statement of Votes Cast
Manistee County Michigan
Official Election Results
March 8, 2016

Date: 03/09/16
Time: 16:16:01
Page: 16 of 24

| Arcadia Park Prop | | | | | | | | |
|----------------------------------|-------------|---------------|-------------|-----|--------|-----|--------|---|
| | Reg. Voters | Times Counted | Total Votes | YES | | NO | | |
| Stronach Township, Precinct 1 | | | | | | | | |
| Polling | - | - | - | - | - | - | - | - |
| AVCB (if used) | - | - | - | - | - | - | - | - |
| Total | - | - | - | - | - | - | - | - |
| LAKE Elk Township, Precinct 1 | | | | | | | | |
| Polling | - | - | - | - | - | - | - | - |
| AVCB (if used) | - | - | - | - | - | - | - | - |
| Total | - | - | - | - | - | - | - | - |
| MASON Meade Township, Precinct 1 | | | | | | | | |
| Polling | - | - | - | - | - | - | - | - |
| AVCB (if used) | - | - | - | - | - | - | - | - |
| Total | - | - | - | - | - | - | - | - |
| Total | | | | | | | | |
| Polling | 566 | 259 | 242 | 123 | 50.83% | 119 | 49.17% | |
| AVCB (if used) | 566 | 0 | 0 | 0 | - | 0 | - | |
| Total | 566 | 259 | 242 | 123 | 50.83% | 119 | 49.17% | |

Statement of Votes Cast
Manistee County Michigan
Official Election Results
March 8, 2016

Date: 03/09/16
Time: 16:16:01
Page: 17 of 24

| | Arcadia Fire Prop | | | | | | |
|---------------------------------------|-------------------|---------------|-------------|-----|--------|----|--------|
| | Reg. Voters | Times Counted | Total Votes | YES | | NO | |
| Jurisdiction Wide | | | | | | | |
| City of Manistee, Precinct 1 | | | | | | | |
| Polling | - | - | - | - | - | - | - |
| AVCB (if used) | - | - | - | - | - | - | - |
| Total | - | - | - | - | - | - | - |
| City of Manistee, Precinct 2 | | | | | | | |
| Polling | - | - | - | - | - | - | - |
| AVCB (if used) | - | - | - | - | - | - | - |
| Total | - | - | - | - | - | - | - |
| Arcadia Township, Precinct 1 | | | | | | | |
| Polling | 566 | 259 | 253 | 213 | 84.19% | 40 | 15.81% |
| AVCB (if used) | 566 | 0 | 0 | 0 | - | 0 | - |
| Total | 566 | 259 | 253 | 213 | 84.19% | 40 | 15.81% |
| Bear Lake Township, Precinct 1 | | | | | | | |
| Polling | - | - | - | - | - | - | - |
| AVCB (if used) | - | - | - | - | - | - | - |
| Total | - | - | - | - | - | - | - |
| Brown Township, Precinct 1 | | | | | | | |
| Polling | - | - | - | - | - | - | - |
| AVCB (if used) | - | - | - | - | - | - | - |
| Total | - | - | - | - | - | - | - |
| Cleon Township, Precinct 1 | | | | | | | |
| Polling | - | - | - | - | - | - | - |
| AVCB (if used) | - | - | - | - | - | - | - |
| Total | - | - | - | - | - | - | - |
| Dickson Township, Precinct 1 | | | | | | | |
| Polling | - | - | - | - | - | - | - |
| AVCB (if used) | - | - | - | - | - | - | - |
| Total | - | - | - | - | - | - | - |
| Charter Township of Filer, Precinct 1 | | | | | | | |
| Polling | - | - | - | - | - | - | - |
| AVCB (if used) | - | - | - | - | - | - | - |
| Total | - | - | - | - | - | - | - |
| Manistee Township, Precinct 1 | | | | | | | |
| Polling | - | - | - | - | - | - | - |
| AVCB (if used) | - | - | - | - | - | - | - |
| Total | - | - | - | - | - | - | - |
| Maple Grove Township, Precinct 1 | | | | | | | |
| Polling | - | - | - | - | - | - | - |
| AVCB (if used) | - | - | - | - | - | - | - |
| Total | - | - | - | - | - | - | - |
| Marilla Township, Precinct 1 | | | | | | | |
| Polling | - | - | - | - | - | - | - |
| AVCB (if used) | - | - | - | - | - | - | - |
| Total | - | - | - | - | - | - | - |
| Norman Township, Precinct 1 | | | | | | | |
| Polling | - | - | - | - | - | - | - |
| AVCB (if used) | - | - | - | - | - | - | - |
| Total | - | - | - | - | - | - | - |
| Onckama Township, Precinct 1 | | | | | | | |
| Polling | - | - | - | - | - | - | - |
| AVCB (if used) | - | - | - | - | - | - | - |
| Total | - | - | - | - | - | - | - |
| Pleasanton Township, Precinct 1 | | | | | | | |
| Polling | - | - | - | - | - | - | - |
| AVCB (if used) | - | - | - | - | - | - | - |
| Total | - | - | - | - | - | - | - |
| Springdale Township, Precinct 1 | | | | | | | |
| Polling | - | - | - | - | - | - | - |
| AVCB (if used) | - | - | - | - | - | - | - |
| Total | - | - | - | - | - | - | - |

Statement of Votes Cast
Manistee County Michigan
Official Election Results
March 8, 2016

Date:03/09/16
Time:16:16:01
Page:18 of 24

| | | Arcadia Fire Prop | | | | | |
|----------------------------------|--|-------------------|---------------|-------------|------------|-----------|---|
| | | Reg. Voters | Times Counted | Total Votes | YES | NO | |
| Stronach Township, Precinct 1 | | | | | | | |
| Polling | | - | - | - | - | - | - |
| AVCB (if used) | | - | - | - | - | - | - |
| Total | | - | - | - | - | - | - |
| LAKE Elk Township, Precinct 1 | | | | | | | |
| Polling | | - | - | - | - | - | - |
| AVCB (if used) | | - | - | - | - | - | - |
| Total | | - | - | - | - | - | - |
| MASON Meade Township, Precinct 1 | | | | | | | |
| Polling | | - | - | - | - | - | - |
| AVCB (if used) | | - | - | - | - | - | - |
| Total | | - | - | - | - | - | - |
| Total | | | | | | | |
| Polling | | 566 | 259 | 253 | 213 84.19% | 40 15.81% | |
| AVCB (if used) | | 566 | 0 | 0 | 0 - | 0 - | |
| Total | | 566 | 259 | 253 | 213 84.19% | 40 15.81% | |

Statement of Votes Cast
Manistee County Michigan
Official Election Results
March 8, 2016

Date:03/09/16
Time:16:16:01
Page:19 of 24

| | Arcadia Light Prop | | | | | |
|---------------------------------------|--------------------|---------------|-------------|-----|--------|-----------|
| | Reg. Voters | Times Counted | Total Votes | YES | | NO |
| Jurisdiction Wide | | | | | | |
| City of Manistee, Precinct 1 | | | | | | |
| Polling | - | - | - | - | - | - |
| AVCB (if used) | - | - | - | - | - | - |
| Total | - | - | - | - | - | - |
| City of Manistee, Precinct 2 | | | | | | |
| Polling | - | - | - | - | - | - |
| AVCB (if used) | - | - | - | - | - | - |
| Total | - | - | - | - | - | - |
| Arcadia Township, Precinct 1 | | | | | | |
| Polling | 566 | 259 | 252 | 184 | 73.02% | 68 26.98% |
| AVCB (if used) | 566 | 0 | 0 | 0 | - | 0 |
| Total | 566 | 259 | 252 | 184 | 73.02% | 68 26.98% |
| Bear Lake Township, Precinct 1 | | | | | | |
| Polling | - | - | - | - | - | - |
| AVCB (if used) | - | - | - | - | - | - |
| Total | - | - | - | - | - | - |
| Brown Township, Precinct 1 | | | | | | |
| Polling | - | - | - | - | - | - |
| AVCB (if used) | - | - | - | - | - | - |
| Total | - | - | - | - | - | - |
| Cleon Township, Precinct 1 | | | | | | |
| Polling | - | - | - | - | - | - |
| AVCB (if used) | - | - | - | - | - | - |
| Total | - | - | - | - | - | - |
| Dickson Township, Precinct 1 | | | | | | |
| Polling | - | - | - | - | - | - |
| AVCB (if used) | - | - | - | - | - | - |
| Total | - | - | - | - | - | - |
| Charter Township of Filer, Precinct 1 | | | | | | |
| Polling | - | - | - | - | - | - |
| AVCB (if used) | - | - | - | - | - | - |
| Total | - | - | - | - | - | - |
| Manistee Township, Precinct 1 | | | | | | |
| Polling | - | - | - | - | - | - |
| AVCB (if used) | - | - | - | - | - | - |
| Total | - | - | - | - | - | - |
| Maple Grove Township, Precinct 1 | | | | | | |
| Polling | - | - | - | - | - | - |
| AVCB (if used) | - | - | - | - | - | - |
| Total | - | - | - | - | - | - |
| Marilla Township, Precinct 1 | | | | | | |
| Polling | - | - | - | - | - | - |
| AVCB (if used) | - | - | - | - | - | - |
| Total | - | - | - | - | - | - |
| Norman Township, Precinct 1 | | | | | | |
| Polling | - | - | - | - | - | - |
| AVCB (if used) | - | - | - | - | - | - |
| Total | - | - | - | - | - | - |
| Onkama Township, Precinct 1 | | | | | | |
| Polling | - | - | - | - | - | - |
| AVCB (if used) | - | - | - | - | - | - |
| Total | - | - | - | - | - | - |
| Pleasanton Township, Precinct 1 | | | | | | |
| Polling | - | - | - | - | - | - |
| AVCB (if used) | - | - | - | - | - | - |
| Total | - | - | - | - | - | - |
| Springdale Township, Precinct 1 | | | | | | |
| Polling | - | - | - | - | - | - |
| AVCB (if used) | - | - | - | - | - | - |
| Total | - | - | - | - | - | - |

Statement of Votes Cast
Manistee County Michigan
Official Election Results
March 8, 2016

Date:03/09/16
Time:16:16:02
Page:20 of 24

| | Arcadia Light Prop | | | | | |
|----------------------------------|--------------------|---------------|-------------|------------|-----------|---|
| | Reg. Voters | Times Counted | Total Votes | YES | NO | |
| Stronach Township, Precinct 1 | | | | | | |
| Polling | - | - | - | - | - | - |
| AVCB (if used) | - | - | - | - | - | - |
| Total | - | - | - | - | - | - |
| LAKE Elk Township, Precinct 1 | | | | | | |
| Polling | - | - | - | - | - | - |
| AVCB (if used) | - | - | - | - | - | - |
| Total | - | - | - | - | - | - |
| MASON Meade Township, Precinct 1 | | | | | | |
| Polling | - | - | - | - | - | - |
| AVCB (if used) | - | - | - | - | - | - |
| Total | - | - | - | - | - | - |
| Total | | | | | | |
| Polling | 566 | 259 | 252 | 184 73.02% | 68 26.98% | |
| AVCB (if used) | 566 | 0 | 0 | 0 - | 0 - | |
| Total | 566 | 259 | 252 | 184 73.02% | 68 26.98% | |

Statement of Votes Cast
Manistee County Michigan
Official Election Results
March 8, 2016

Date:03/09/16
Time:16:16:02
Page:21 of 24

| | KND School Prop | | | | | |
|---------------------------------------|-----------------|---------------|-------------|------------|------------|---|
| | Reg. Voters | Times Counted | Total Votes | YES | NO | |
| Jurisdiction Wide | | | | | | |
| City of Manistee, Precinct 1 | | | | | | |
| Polling | - | - | - | - | - | - |
| AVCB (if used) | - | - | - | - | - | - |
| Total | - | - | - | - | - | - |
| City of Manistee, Precinct 2 | | | | | | |
| Polling | - | - | - | - | - | - |
| AVCB (if used) | - | - | - | - | - | - |
| Total | - | - | - | - | - | - |
| Arcadia Township, Precinct 1 | | | | | | |
| Polling | - | - | - | - | - | - |
| AVCB (if used) | - | - | - | - | - | - |
| Total | - | - | - | - | - | - |
| Bear Lake Township, Precinct 1 | | | | | | |
| Polling | 104 | 19 | 18 | 8 44.44% | 10 55.56% | |
| AVCB (if used) | 104 | 0 | 0 | 0 - | 0 - | |
| Total | 104 | 19 | 18 | 8 44.44% | 10 55.56% | |
| Brown Township, Precinct 1 | | | | | | |
| Polling | 221 | 80 | 76 | 46 60.53% | 30 39.47% | |
| AVCB (if used) | 221 | 0 | 0 | 0 - | 0 - | |
| Total | 221 | 80 | 76 | 46 60.53% | 30 39.47% | |
| Cleon Township, Precinct 1 | | | | | | |
| Polling | - | - | - | - | - | - |
| AVCB (if used) | - | - | - | - | - | - |
| Total | - | - | - | - | - | - |
| Dickson Township, Precinct 1 | | | | | | |
| Polling | 749 | 290 | 273 | 178 65.20% | 95 34.80% | |
| AVCB (if used) | 749 | 0 | 0 | 0 - | 0 - | |
| Total | 749 | 290 | 273 | 178 65.20% | 95 34.80% | |
| Charter Township of Filer, Precinct 1 | | | | | | |
| Polling | - | - | - | - | - | - |
| AVCB (if used) | - | - | - | - | - | - |
| Total | - | - | - | - | - | - |
| Manistee Township, Precinct 1 | | | | | | |
| Polling | - | - | - | - | - | - |
| AVCB (if used) | - | - | - | - | - | - |
| Total | - | - | - | - | - | - |
| Maple Grove Township, Precinct 1 | | | | | | |
| Polling | 967 | 281 | 266 | 178 66.92% | 88 33.08% | |
| AVCB (if used) | 967 | 0 | 0 | 0 - | 0 - | |
| Total | 967 | 281 | 266 | 178 66.92% | 88 33.08% | |
| Marilla Township, Precinct 1 | | | | | | |
| Polling | 143 | 42 | 41 | 25 60.98% | 16 39.02% | |
| AVCB (if used) | 143 | 0 | 0 | 0 - | 0 - | |
| Total | 143 | 42 | 41 | 25 60.98% | 16 39.02% | |
| Norman Township, Precinct 1 | | | | | | |
| Polling | 1379 | 447 | 423 | 263 62.17% | 160 37.83% | |
| AVCB (if used) | 1379 | 0 | 0 | 0 - | 0 - | |
| Total | 1379 | 447 | 423 | 263 62.17% | 160 37.83% | |
| Onkama Township, Precinct 1 | | | | | | |
| Polling | - | - | - | - | - | - |
| AVCB (if used) | - | - | - | - | - | - |
| Total | - | - | - | - | - | - |
| Pleasanton Township, Precinct 1 | | | | | | |
| Polling | 4 | 0 | 0 | 0 - | 0 - | |
| AVCB (if used) | 4 | 0 | 0 | 0 - | 0 - | |
| Total | 4 | 0 | 0 | 0 - | 0 - | |
| Springdale Township, Precinct 1 | | | | | | |
| Polling | 71 | 15 | 15 | 6 40.00% | 9 60.00% | |
| AVCB (if used) | 71 | 0 | 0 | 0 - | 0 - | |
| Total | 71 | 15 | 15 | 6 40.00% | 9 60.00% | |

Statement of Votes Cast
Manistee County Michigan
Official Election Results
March 8, 2016

Date:03/09/16
Time:16:16:02
Page:22 of 24

| | KND School Prop | | | | | | |
|----------------------------------|-----------------|---------------|-------------|-----|--------|-----|--------|
| | Reg. Voters | Times Counted | Total Votes | YES | | NO | |
| Stronach Township, Precinct 1 | | | | | | | |
| Polling | 354 | 113 | 110 | 61 | 55.45% | 49 | 44.55% |
| AVCB (if used) | 354 | 0 | 0 | 0 | - | 0 | - |
| Total | 354 | 113 | 110 | 61 | 55.45% | 49 | 44.55% |
| LAKE ELK Township, Precinct 1 | | | | | | | |
| Polling | 548 | 146 | 146 | 94 | 64.38% | 52 | 35.62% |
| AVCB (if used) | 548 | 0 | 0 | 0 | - | 0 | - |
| Total | 548 | 146 | 146 | 94 | 64.38% | 52 | 35.62% |
| MASON Meade Township, Precinct 1 | | | | | | | |
| Polling | 43 | 15 | 15 | 9 | 60.00% | 6 | 40.00% |
| AVCB (if used) | 43 | 0 | 0 | 0 | - | 0 | - |
| Total | 43 | 15 | 15 | 9 | 60.00% | 6 | 40.00% |
| Total | | | | | | | |
| Polling | 4583 | 1448 | 1383 | 868 | 62.76% | 515 | 37.24% |
| AVCB (if used) | 4583 | 0 | 0 | 0 | - | 0 | - |
| Total | 4583 | 1448 | 1383 | 868 | 62.76% | 515 | 37.24% |

Statement of Votes Cast
Manistee County Michigan
Official Election Results
March 8, 2016

Date:03/09/16
Time:16:16:02
Page:23 of 24

THE WHOLE NUMBER OF VOTES GIVEN: REP President
WAS 3735 (OF WHICH)

| | | |
|-----------------------|----------|------|
| Jeb Bush (REP) | RECEIVED | 27 |
| Ben Carson (REP) | RECEIVED | 57 |
| Chris Christie (REP) | RECEIVED | 4 |
| Ted Cruz (REP) | RECEIVED | 979 |
| Carly Fiorina (REP) | RECEIVED | 2 |
| Lindsey Graham (REP) | RECEIVED | 0 |
| Mike Huckabee (REP) | RECEIVED | 9 |
| John R. Kasich (REP) | RECEIVED | 756 |
| George Pataki (REP) | RECEIVED | 2 |
| Rand Paul (REP) | RECEIVED | 10 |
| Marco Rubio (REP) | RECEIVED | 280 |
| Rick Santorum (REP) | RECEIVED | 5 |
| Donald J. Trump (REP) | RECEIVED | 1552 |
| Uncommitted | RECEIVED | 51 |
| Write-In Votes | RECEIVED | 1 |

THE WHOLE NUMBER OF VOTES GIVEN: DEM President
WAS 2830 (OF WHICH)

| | | |
|--------------------------|----------|------|
| Hillary Clinton (DEM) | RECEIVED | 1120 |
| Rocky De La Fuente (DEM) | RECEIVED | 4 |
| Martin J. O'Malley (DEM) | RECEIVED | 5 |
| Bernie Sanders (DEM) | RECEIVED | 1646 |
| Uncommitted | RECEIVED | 51 |
| Write-In Votes | RECEIVED | 4 |

THE WHOLE NUMBER OF VOTES GIVEN: Arcadia Park Prop
WAS 242 (OF WHICH)

| | | |
|-----|----------|-----|
| YES | RECEIVED | 123 |
| NO | RECEIVED | 119 |

THE WHOLE NUMBER OF VOTES GIVEN: Arcadia Fire Prop
WAS 253 (OF WHICH)

| | | |
|-----|----------|-----|
| YES | RECEIVED | 213 |
| NO | RECEIVED | 40 |

THE WHOLE NUMBER OF VOTES GIVEN: Arcadia Light Prop
WAS 252 (OF WHICH)

| | | |
|-----|----------|-----|
| YES | RECEIVED | 184 |
| NO | RECEIVED | 68 |

THE WHOLE NUMBER OF VOTES GIVEN: KND School Prop
WAS 1383 (OF WHICH)

| | | |
|-----|----------|-----|
| YES | RECEIVED | 868 |
| NO | RECEIVED | 515 |

Statement of Votes Cast
Manistee County Michigan
Official Election Results
March 8, 2016

Date: 03/09/16
Time: 16:16:02
Page: 24 of 24

CERTIFICATE OF DETERMINATION

State of Michigan

County of Manistee

WE DO HEREBY CERTIFY, That the foregoing is a correct statement of the votes given in Manistee County for the offices named in such statement and for the persons designated therein, and other matters submitted, at the Election held on Tuesday, March 8, 2016.

IN WITNESS WHEREOF, We have hereunto set our hands and caused to be affixed the seal of the Circuit Court for the County of Manistee, State of Michigan, on March 9th, 2016.

Patricia Kamalash

Lee T. Miller

Carol A. Pasco

Joyce Valentine

ATTEST:

Jill M. Nowak
Clerk of the Board of County Canvassers

Board of County Canvassers

State of Michigan

County of Manistee

WE DO HEREBY CERTIFY, That the foregoing is a correct transcript of the statement of the Board of County Canvassers of the County of Manistee of the votes given in such County for the offices named in said statement and for the persons designated therein, and other matters submitted, at the Election, Tuesday, March 8, 2016, so far as it relates to the votes cast for said office, as appears from the original statement on file in the office of the County Clerk.

IN WITNESS WHEREOF, We have hereunto set our hands and caused to be affixed the seal of the Circuit Court for the County of Manistee, State of Michigan, on March 9th, 2016.

Jill M. Nowak
Clerk of the Board of County Canvassers

Patricia Kamalash
Chairperson of the Board of County Canvassers

Statement of Votes Cast
Marquette County, MI
2016 Presidential Primary
SOVC For Jurisdiction Wide, POL, All Races

Date:03/09/16
Time:14:57:00
Page:1 of 6

| | TURN OUT | | |
|--|-------------|------------|-----------|
| | Reg. Voters | Cards Cast | % Turnout |
| Jurisdiction Wide | | | |
| City of Ishpeming, Precinct 1 | 2275 | 593 | 26.07% |
| City of Ishpeming, Precinct 2 | 2647 | 619 | 23.38% |
| City of Marquette, Precinct 1 | 1939 | 705 | 36.36% |
| City of Marquette, Precinct 2 | 2044 | 852 | 41.68% |
| City of Marquette, Precinct 3 | 1572 | 718 | 45.67% |
| City of Marquette, Precinct 4 | 1741 | 694 | 39.86% |
| City of Marquette, Precinct 5 | 1754 | 739 | 42.13% |
| City of Marquette, Precinct 6 | 1798 | 619 | 34.43% |
| City of Marquette, Precinct 7 | 2071 | 907 | 43.80% |
| City of Negaunee, Precinct 1 | 1843 | 473 | 25.66% |
| City of Negaunee, Precinct 2 | 1845 | 531 | 28.78% |
| Champion Township, Precinct 1 | 210 | 66 | 31.43% |
| Chocolay Charter Township, Precinct 1 | 2404 | 897 | 37.31% |
| Chocolay Charter Township, Precinct 2 | 2289 | 961 | 41.98% |
| Ely Township, Precinct 1 | 1649 | 468 | 28.38% |
| Ewing Township, Precinct 1 | 104 | 42 | 40.38% |
| Forsyth Township, Precinct 1 | 2381 | 835 | 35.07% |
| Forsyth Township, Precinct 2 | 777 | 293 | 37.71% |
| Forsyth Township, Precinct 3 | 1338 | 303 | 22.65% |
| Humboldt Township, Precinct 1 | 344 | 118 | 34.30% |
| Ishpeming Township, Precinct 1 | 1326 | 402 | 30.32% |
| Ishpeming Township, Precinct 2 | 1355 | 386 | 28.49% |
| Marquette Charter Township, Precinct 1 | 2251 | 842 | 37.41% |
| Marquette Charter Township, Precinct 2 | 1097 | 461 | 42.02% |
| Michigamme Township, Precinct 1 | 297 | 106 | 35.69% |
| Negaunee Township, Precinct 1 | 2473 | 797 | 32.23% |
| Powell Township, Precinct 1 | 512 | 200 | 39.06% |
| Powell Township, Precinct 2 | 198 | 81 | 40.91% |
| Republic Township, Precinct 1 | 872 | 267 | 30.62% |
| Richmond Township, Precinct 1 | 622 | 186 | 29.90% |
| Sands Township, Precinct 1 | 1773 | 622 | 35.08% |
| Skandia Township, Precinct 1 | 652 | 188 | 28.83% |
| Tilden Township, Precinct 1 | 829 | 242 | 29.19% |
| Turin Township, Precinct 1 | 95 | 46 | 48.42% |
| Wells Township, Precinct 1 | 161 | 59 | 36.65% |
| West Branch Township, Precinct 1 | 1438 | 396 | 27.54% |
| Total | 48976 | 16714 | 34.13% |

Statement of Votes Cast
Marquette County, MI
2016 Presidential Primary
SOVC For Jurisdiction Wide, POL, All Races

Date:03/09/16
Time:14:57:00
Page:2 of 6

| | REP President | | | | | | | | | |
|--|---------------|---------------|-------------|----------------|------------------|----------------------|----------------|---------------------|----------------------|---------------------|
| | Reg. Voters | Times Counted | Total Votes | Deb Bush (REP) | Ben Carson (REP) | Chris Christie (REP) | Ted Cruz (REP) | Carly Fiorina (REP) | Lindsey Graham (REP) | Mike Huckabee (REP) |
| Jurisdiction Wide | | | | | | | | | | |
| City of Ishpeming, Precinct 1 | 2275 | 285 | 285 | 3 | 5 | 1 | 96 | 0 | 1 | 0 |
| City of Ishpeming, Precinct 2 | 2647 | 244 | 244 | 0 | 5 | 0 | 67 | 1 | 1 | 2 |
| City of Marquette, Precinct 1 | 1939 | 318 | 317 | 4 | 6 | 3 | 68 | 1 | 0 | 1 |
| City of Marquette, Precinct 2 | 2044 | 369 | 368 | 3 | 3 | 0 | 57 | 0 | 0 | 1 |
| City of Marquette, Precinct 3 | 1572 | 300 | 300 | 13 | 5 | 4 | 74 | 0 | 0 | 4 |
| City of Marquette, Precinct 4 | 1741 | 235 | 232 | 2 | 2 | 0 | 62 | 0 | 1 | 1 |
| City of Marquette, Precinct 5 | 1754 | 201 | 201 | 4 | 2 | 2 | 46 | 0 | 0 | 0 |
| City of Marquette, Precinct 6 | 1798 | 198 | 198 | 1 | 4 | 0 | 53 | 0 | 0 | 0 |
| City of Marquette, Precinct 7 | 2071 | 278 | 278 | 2 | 5 | 1 | 48 | 1 | 0 | 0 |
| City of Negaunee, Precinct 1 | 1843 | 218 | 218 | 1 | 3 | 0 | 75 | 0 | 0 | 0 |
| City of Negaunee, Precinct 2 | 1845 | 216 | 216 | 1 | 1 | 0 | 51 | 0 | 0 | 0 |
| Champion Township, Precinct 1 | 210 | 25 | 25 | 1 | 0 | 0 | 12 | 0 | 0 | 0 |
| Chocoday Charter Township, Precinct 1 | 2404 | 453 | 453 | 5 | 10 | 1 | 140 | 1 | 0 | 2 |
| Chocoday Charter Township, Precinct 2 | 2289 | 516 | 516 | 3 | 17 | 1 | 103 | 1 | 0 | 2 |
| Ely Township, Precinct 1 | 1649 | 238 | 238 | 0 | 2 | 1 | 98 | 0 | 0 | 0 |
| Ewing Township, Precinct 1 | 104 | 22 | 22 | 0 | 0 | 0 | 9 | 0 | 0 | 0 |
| Forsyth Township, Precinct 1 | 2381 | 446 | 444 | 3 | 4 | 0 | 113 | 0 | 1 | 2 |
| Forsyth Township, Precinct 2 | 777 | 179 | 179 | 0 | 4 | 0 | 43 | 0 | 0 | 0 |
| Forsyth Township, Precinct 3 | 1338 | 154 | 154 | 0 | 6 | 0 | 41 | 0 | 0 | 1 |
| Humboldt Township, Precinct 1 | 344 | 58 | 58 | 0 | 1 | 0 | 10 | 0 | 0 | 0 |
| Ishpeming Township, Precinct 1 | 1326 | 211 | 211 | 0 | 2 | 0 | 71 | 0 | 0 | 1 |
| Ishpeming Township, Precinct 2 | 1355 | 212 | 212 | 0 | 2 | 0 | 64 | 0 | 0 | 0 |
| Marquette Charter Township, Precinct 1 | 2251 | 376 | 376 | 3 | 10 | 0 | 96 | 0 | 0 | 1 |
| Marquette Charter Township, Precinct 2 | 1097 | 248 | 248 | 1 | 1 | 0 | 81 | 0 | 0 | 1 |
| Michigamme Township, Precinct 1 | 297 | 62 | 62 | 2 | 0 | 0 | 14 | 0 | 0 | 1 |
| Negaunee Township, Precinct 1 | 2473 | 413 | 413 | 1 | 2 | 1 | 140 | 0 | 0 | 0 |
| Powell Township, Precinct 1 | 512 | 99 | 99 | 2 | 2 | 0 | 18 | 0 | 0 | 0 |
| Powell Township, Precinct 2 | 198 | 36 | 36 | 0 | 0 | 0 | 7 | 0 | 0 | 0 |
| Republic Township, Precinct 1 | 872 | 140 | 140 | 1 | 0 | 0 | 39 | 0 | 0 | 0 |
| Richmond Township, Precinct 1 | 622 | 62 | 62 | 0 | 2 | 0 | 17 | 0 | 0 | 0 |
| Sands Township, Precinct 1 | 1773 | 360 | 360 | 5 | 6 | 0 | 113 | 0 | 0 | 1 |
| Skandia Township, Precinct 1 | 652 | 111 | 111 | 0 | 3 | 0 | 39 | 1 | 0 | 0 |
| Tilden Township, Precinct 1 | 829 | 119 | 119 | 0 | 0 | 0 | 37 | 0 | 0 | 1 |
| Turin Township, Precinct 1 | 95 | 23 | 23 | 0 | 1 | 0 | 9 | 0 | 0 | 0 |
| Wells Township, Precinct 1 | 161 | 40 | 40 | 0 | 0 | 0 | 16 | 0 | 0 | 0 |
| West Branch Township, Precinct 1 | 1438 | 228 | 228 | 0 | 2 | 0 | 67 | 0 | 0 | 0 |
| Total | 48976 | 7693 | 7686 | 61 | 118 | 15 | 2094 | 6 | 4 | 22 |

Statement of Votes Cast
Marquette County, MI
2016 Presidential Primary
SOVC For Jurisdiction Wide, POL, All Races

Date: 03/09/16
Time: 14:57:00
Page: 3 of 6

| | REP President | | | | | | | Write-In Votes |
|--|----------------------|---------------------|-----------------|-------------------|---------------------|-----------------------|-------------|----------------|
| | John R. Kasich (REP) | George Pataki (REP) | Rand Paul (REP) | Marco Rubio (REP) | Rick Santorum (REP) | Donald J. Trump (REP) | Uncommitted | |
| Jurisdiction Wide | | | | | | | | |
| City of Ishpeming, Precinct 1 | 68 | 1 | 2 | 13 | 0 | 92 | 3 | 0 |
| City of Ishpeming, Precinct 2 | 51 | 0 | 1 | 18 | 0 | 96 | 2 | 0 |
| City of Marquette, Precinct 1 | 93 | 0 | 1 | 38 | 1 | 95 | 6 | 0 |
| City of Marquette, Precinct 2 | 103 | 0 | 0 | 54 | 2 | 129 | 14 | 2 |
| City of Marquette, Precinct 3 | 61 | 0 | 0 | 35 | 0 | 91 | 13 | 0 |
| City of Marquette, Precinct 4 | 58 | 0 | 3 | 30 | 0 | 67 | 4 | 2 |
| City of Marquette, Precinct 5 | 53 | 0 | 1 | 37 | 0 | 53 | 2 | 1 |
| City of Marquette, Precinct 6 | 62 | 0 | 0 | 20 | 1 | 52 | 5 | 0 |
| City of Marquette, Precinct 7 | 100 | 0 | 4 | 40 | 0 | 74 | 3 | 0 |
| City of Negaunee, Precinct 1 | 47 | 0 | 3 | 18 | 0 | 70 | 0 | 1 |
| City of Negaunee, Precinct 2 | 74 | 0 | 1 | 18 | 0 | 70 | 0 | 0 |
| Champion Township, Precinct 1 | 4 | 0 | 0 | 0 | 0 | 8 | 0 | 0 |
| Chocoday Charter Township, Precinct 1 | 115 | 0 | 3 | 41 | 1 | 129 | 5 | 0 |
| Chocoday Charter Township, Precinct 2 | 165 | 0 | 0 | 63 | 0 | 151 | 9 | 1 |
| Ely Township, Precinct 1 | 53 | 0 | 0 | 7 | 1 | 75 | 1 | 0 |
| Ewing Township, Precinct 1 | 1 | 0 | 0 | 0 | 0 | 12 | 0 | 0 |
| Forsyth Township, Precinct 1 | 102 | 0 | 1 | 35 | 0 | 178 | 4 | 1 |
| Forsyth Township, Precinct 2 | 37 | 0 | 2 | 12 | 1 | 75 | 5 | 0 |
| Forsyth Township, Precinct 3 | 20 | 0 | 1 | 8 | 0 | 76 | 1 | 0 |
| Humboldt Township, Precinct 1 | 26 | 0 | 0 | 5 | 0 | 16 | 0 | 0 |
| Ishpeming Township, Precinct 1 | 58 | 0 | 0 | 12 | 0 | 65 | 2 | 0 |
| Ishpeming Township, Precinct 2 | 56 | 0 | 2 | 26 | 1 | 61 | 0 | 0 |
| Marquette Charter Township, Precinct 1 | 104 | 0 | 0 | 25 | 1 | 128 | 8 | 0 |
| Marquette Charter Township, Precinct 2 | 73 | 0 | 0 | 22 | 0 | 65 | 4 | 0 |
| Michigamme Township, Precinct 1 | 12 | 0 | 0 | 7 | 1 | 24 | 1 | 0 |
| Negaunee Township, Precinct 1 | 107 | 0 | 1 | 30 | 1 | 129 | 1 | 0 |
| Powell Township, Precinct 1 | 26 | 0 | 0 | 13 | 1 | 36 | 1 | 0 |
| Powell Township, Precinct 2 | 6 | 0 | 0 | 1 | 0 | 22 | 0 | 0 |
| Republic Township, Precinct 1 | 31 | 0 | 1 | 10 | 2 | 56 | 0 | 0 |
| Richmond Township, Precinct 1 | 10 | 0 | 1 | 1 | 0 | 30 | 1 | 0 |
| Sands Township, Precinct 1 | 91 | 0 | 4 | 31 | 0 | 105 | 4 | 0 |
| Skandia Township, Precinct 1 | 27 | 0 | 0 | 3 | 0 | 34 | 4 | 0 |
| Tilden Township, Precinct 1 | 22 | 0 | 2 | 4 | 0 | 52 | 1 | 0 |
| Turin Township, Precinct 1 | 2 | 0 | 0 | 0 | 0 | 9 | 2 | 0 |
| Wells Township, Precinct 1 | 5 | 0 | 0 | 0 | 0 | 19 | 0 | 0 |
| West Branch Township, Precinct 1 | 61 | 1 | 1 | 14 | 0 | 80 | 2 | 0 |
| Total | 1984 | 2 | 35 | 691 | 14 | 2524 | 108 | 8 |

Statement of Votes Cast
Marquette County, MI
2016 Presidential Primary
SOVC For Jurisdiction Wide, POL, All Races

Date:03/09/16
Time:14:57:00
Page:4 of 6

| | DEM President | | | | | | | | Write-In Votes |
|--|---------------|---------------|-------------|-----------------------|--------------------------|--------------------------|----------------------|-------------|----------------|
| | Reg. Voters | Times Counted | Total Votes | Hillary Clinton (DEM) | Rocky De La Fuente (DEM) | Martin J. O'Malley (DEM) | Bernie Sanders (DEM) | Uncommitted | |
| Jurisdiction Wide | | | | | | | | | |
| City of Ishpeming, Precinct 1 | 2275 | 308 | 308 | 117 | 1 | 1 | 184 | 5 | 0 |
| City of Ishpeming, Precinct 2 | 2647 | 375 | 375 | 126 | 0 | 0 | 244 | 5 | 0 |
| City of Marquette, Precinct 1 | 1939 | 387 | 387 | 119 | 1 | 2 | 254 | 11 | 0 |
| City of Marquette, Precinct 2 | 2044 | 483 | 481 | 180 | 2 | 3 | 283 | 12 | 1 |
| City of Marquette, Precinct 3 | 1572 | 418 | 416 | 176 | 0 | 0 | 229 | 11 | 0 |
| City of Marquette, Precinct 4 | 1741 | 459 | 459 | 142 | 0 | 1 | 305 | 11 | 0 |
| City of Marquette, Precinct 5 | 1754 | 538 | 537 | 117 | 1 | 1 | 414 | 4 | 0 |
| City of Marquette, Precinct 6 | 1798 | 421 | 421 | 92 | 0 | 0 | 322 | 7 | 0 |
| City of Marquette, Precinct 7 | 2071 | 630 | 629 | 200 | 0 | 2 | 416 | 10 | 1 |
| City of Negaunee, Precinct 1 | 1843 | 255 | 255 | 83 | 0 | 0 | 170 | 2 | 0 |
| City of Negaunee, Precinct 2 | 1845 | 315 | 315 | 108 | 0 | 0 | 204 | 3 | 0 |
| Champion Township, Precinct 1 | 210 | 41 | 40 | 17 | 0 | 0 | 20 | 3 | 0 |
| Chocolay Charter Township, Precinct 1 | 2404 | 444 | 444 | 143 | 1 | 2 | 288 | 9 | 1 |
| Chocolay Charter Township, Precinct 2 | 2289 | 445 | 444 | 197 | 0 | 0 | 230 | 17 | 0 |
| Ely Township, Precinct 1 | 1649 | 230 | 230 | 116 | 0 | 6 | 105 | 2 | 1 |
| Ewing Township, Precinct 1 | 104 | 20 | 20 | 12 | 0 | 0 | 7 | 1 | 0 |
| Forsyth Township, Precinct 1 | 2381 | 353 | 350 | 144 | 0 | 1 | 190 | 15 | 0 |
| Forsyth Township, Precinct 2 | 777 | 110 | 110 | 45 | 0 | 0 | 60 | 5 | 0 |
| Forsyth Township, Precinct 3 | 1338 | 144 | 144 | 26 | 0 | 0 | 117 | 1 | 0 |
| Humboldt Township, Precinct 1 | 344 | 60 | 60 | 20 | 0 | 2 | 37 | 1 | 0 |
| Ishpeming Township, Precinct 1 | 1326 | 191 | 191 | 77 | 0 | 0 | 102 | 12 | 0 |
| Ishpeming Township, Precinct 2 | 1355 | 174 | 174 | 73 | 0 | 0 | 96 | 5 | 0 |
| Marquette Charter Township, Precinct 1 | 2251 | 466 | 464 | 184 | 0 | 2 | 265 | 12 | 1 |
| Marquette Charter Township, Precinct 2 | 1097 | 213 | 213 | 112 | 0 | 0 | 93 | 8 | 0 |
| Michigamme Township, Precinct 1 | 297 | 44 | 44 | 20 | 0 | 0 | 23 | 1 | 0 |
| Negaunee Township, Precinct 1 | 2473 | 384 | 384 | 146 | 1 | 1 | 228 | 8 | 0 |
| Powell Township, Precinct 1 | 512 | 101 | 101 | 41 | 0 | 0 | 58 | 2 | 0 |
| Powell Township, Precinct 2 | 198 | 45 | 45 | 8 | 0 | 0 | 36 | 1 | 0 |
| Republic Township, Precinct 1 | 872 | 127 | 127 | 54 | 0 | 0 | 68 | 5 | 0 |
| Richmond Township, Precinct 1 | 622 | 124 | 124 | 51 | 0 | 0 | 68 | 5 | 0 |
| Sands Township, Precinct 1 | 1773 | 262 | 262 | 85 | 0 | 2 | 175 | 0 | 0 |
| Skandia Township, Precinct 1 | 652 | 77 | 77 | 25 | 0 | 0 | 51 | 1 | 0 |
| Tilden Township, Precinct 1 | 829 | 123 | 123 | 48 | 2 | 1 | 70 | 2 | 0 |
| Turin Township, Precinct 1 | 95 | 23 | 23 | 11 | 0 | 0 | 11 | 1 | 0 |
| Wells Township, Precinct 1 | 161 | 19 | 18 | 8 | 0 | 0 | 9 | 1 | 0 |
| West Branch Township, Precinct 1 | 1438 | 168 | 168 | 65 | 0 | 0 | 98 | 4 | 1 |
| Total | 48976 | 8977 | 8963 | 3188 | 9 | 27 | 5530 | 203 | 6 |

Statement of Votes Cast
Marquette County, MI
2016 Presidential Primary
SOVC For Jurisdiction Wide, POL, All Races

Date:03/09/16
Time:14:57:00
Page:5 of 6

| | Forsyth Twp Proposal | | | | |
|--|----------------------|---------------|-------------|-----|-----|
| | Reg. Voters | Times Counted | Total Votes | YES | NO |
| Jurisdiction Wide | | | | | |
| City of Ishpeming, Precinct 1 | . | . | . | . | . |
| City of Ishpeming, Precinct 2 | . | . | . | . | . |
| City of Marquette, Precinct 1 | . | . | . | . | . |
| City of Marquette, Precinct 2 | . | . | . | . | . |
| City of Marquette, Precinct 3 | . | . | . | . | . |
| City of Marquette, Precinct 4 | . | . | . | . | . |
| City of Marquette, Precinct 5 | . | . | . | . | . |
| City of Marquette, Precinct 6 | . | . | . | . | . |
| City of Marquette, Precinct 7 | . | . | . | . | . |
| City of Negaunee, Precinct 1 | . | . | . | . | . |
| City of Negaunee, Precinct 2 | . | . | . | . | . |
| Champion Township, Precinct 1 | . | . | . | . | . |
| Chocolay Charter Township, Precinct 1 | . | . | . | . | . |
| Chocolay Charter Township, Precinct 2 | . | . | . | . | . |
| Ely Township, Precinct 1 | . | . | . | . | . |
| Ewing Township, Precinct 1 | . | . | . | . | . |
| Forsyth Township, Precinct 1 | 2381 | 835 | 822 | 378 | 444 |
| Forsyth Township, Precinct 2 | 777 | 293 | 290 | 126 | 164 |
| Forsyth Township, Precinct 3 | 1338 | 303 | 288 | 183 | 105 |
| Humboldt Township, Precinct 1 | . | . | . | . | . |
| Ishpeming Township, Precinct 1 | . | . | . | . | . |
| Ishpeming Township, Precinct 2 | . | . | . | . | . |
| Marquette Charter Township, Precinct 1 | . | . | . | . | . |
| Marquette Charter Township, Precinct 2 | . | . | . | . | . |
| Michigamme Township, Precinct 1 | . | . | . | . | . |
| Negaunee Township, Precinct 1 | . | . | . | . | . |
| Powell Township, Precinct 1 | . | . | . | . | . |
| Powell Township, Precinct 2 | . | . | . | . | . |
| Republic Township, Precinct 1 | . | . | . | . | . |
| Richmond Township, Precinct 1 | . | . | . | . | . |
| Sands Township, Precinct 1 | . | . | . | . | . |
| Skandia Township, Precinct 1 | . | . | . | . | . |
| Tilden Township, Precinct 1 | . | . | . | . | . |
| Turin Township, Precinct 1 | . | . | . | . | . |
| Wells Township, Precinct 1 | . | . | . | . | . |
| West Branch Township, Precinct 1 | . | . | . | . | . |
| Total | 4496 | 1431 | 1400 | 687 | 713 |





Statement of Votes Cast
Marquette County, MI
2016 Presidential Primary
SOVC For Jurisdiction Wide, POL, All Races

Date:03/09/16
Time:14:57:00
Page:6 of 6

State of Michigan
County of Marquette

We Hereby Certify, That the foregoing is a correct transcript of the Statement of the Board of County Canvassers, of the County of Marquette, of the votes given in such Marquette County for the indicated candidates and proposals at the Presidential Primary Election held on Tuesday, March 8, 2016, as appears from the original statement on file in the office of the County Clerk.

In Witness Whereof, We have hereunto set our hands and caused to be affixed the Seal of the Circuit Court for the County of Marquette this 9th day of March, 2016.

 Board of County Canvassers'




Attest:


Linda K. Talsma, Marquette County Clerk

SUMMARY REPORT

MASON COUNTY
MICHIGAN CLOSED PRIMARY
MARCH 08, 2016
STATISTICS

RUN DATE:03/08/16 11:36 PM

VOTES PERCENT

| | | |
|-------------------------------------|--------|--------|
| PRECINCTS COUNTED (OF 25) | 25 | 100.00 |
| REGISTERED VOTERS - TOTAL | 22,448 | |
| BALLOTS CAST - TOTAL | 8,099 | |
| VOTER TURNOUT - TOTAL | | 36.08 |

SUMMARY REPORT

MASON COUNTY
MICHIGAN CLOSED PRIMARY
MARCH 08, 2016
DEMOCRATIC PARTY

RUN DATE:03/08/16 11:36 PM

VOTES PERCENT

PRES OF US DEM TOTAL

VOTE FOR 1

| | | |
|------------------------------------|-------|-------|
| Hillary Clinton | 1,223 | 40.54 |
| Roque Rocky De La Fuente | 1 | .03 |
| Martin J. O'Malley | 6 | .20 |
| Bernie Sanders. | 1,741 | 57.71 |
| Uncommitted. | 44 | 1.46 |
| WRITE-IN. | 2 | .07 |

PRES OF US CONG DIST 1

VOTE FOR 1

| | | |
|------------------------------------|-----|-------|
| Hillary Clinton | 334 | 42.77 |
| Roque Rocky De La Fuente | 0 | |
| Martin J. O'Malley | 0 | |
| Bernie Sanders. | 437 | 55.95 |
| Uncommitted. | 10 | 1.28 |
| WRITE-IN. | 0 | |

PRES OF US CONG DIST 2

VOTE FOR 1

| | | |
|------------------------------------|-------|-------|
| Hillary Clinton | 889 | 39.76 |
| Roque Rocky De La Fuente | 1 | .04 |
| Martin J. O'Malley | 6 | .27 |
| Bernie Sanders. | 1,304 | 58.32 |
| Uncommitted. | 34 | 1.52 |
| WRITE-IN. | 2 | .09 |

SUMMARY REPORT

MASON COUNTY
MICHIGAN CLOSED PRIMARY
MARCH 08, 2016

RUN DATE:03/08/16 11:36 PM

VOTES PERCENT

FIRE AUTHORITY PROPOSAL WESTERN FIRE AUTHORITY

VOTE FOR 1

| | | |
|---------------|-------|-------|
| YES | 3,154 | 79.25 |
| NO. | 826 | 20.75 |

SCHOOL DISTRICT MILLAGE RENEWAL PROP KALEVA NORMAN

DICKSON SCHOOL DISTRICT

VOTE FOR 1

| | | |
|---------------|---|-------|
| YES | 9 | 60.00 |
| NO. | 6 | 40.00 |

PRECINCT REPORT

MASON COUNTY
MICHIGAN CLOSED PRIMARY
MARCH 08, 2016
STATISTICS

RUN DATE:03/08/16 09:51 PM

0001 CITY OF LUDINGTON PCT1

VOTES PERCENT

| | | | | | | | |
|---------------------------|---|---|---|---|---|---|-------|
| REGISTERED VOTERS - TOTAL | . | . | . | . | . | . | 1011 |
| BALLOTS CAST - TOTAL | . | . | . | . | . | . | 375 |
| VOTER TURNOUT - TOTAL | . | . | . | . | . | . | 37.09 |

PRECINCT REPORT

MASON COUNTY
MICHIGAN CLOSED PRIMARY
MARCH 08, 2016
REPUBLICAN PARTY

RUN DATE:03/08/16 09:51 PM

0001 CITY OF LUDINGTON PCT1

VOTES PERCENT

PRES OF US REP TOTAL

VOTE FOR 1

| | | |
|---------------------------|----|-------|
| Jeb Bush. | 5 | 2.20 |
| Ben Carson | 4 | 1.76 |
| Chris Christie. | 0 | |
| Ted Cruz. | 71 | 31.28 |
| Carly Fiorina | 0 | |
| Lindsey Graham. | 0 | |
| Mike Huckabee | 1 | .44 |
| John R. Kasich. | 45 | 19.82 |
| George Pataki | 0 | |
| Rand Paul | 1 | .44 |
| Marco Rubio. | 20 | 8.81 |
| Rick Santorum | 0 | |
| Donald J. Trump | 76 | 33.48 |
| Uncommitted. | 4 | 1.76 |
| WRITE-IN. | 0 | |

PRES OF US CONG DIST 2

VOTE FOR 1

| | | |
|---------------------------|----|-------|
| Jeb Bush. | 5 | 2.20 |
| Ben Carson | 4 | 1.76 |
| Chris Christie. | 0 | |
| Ted Cruz. | 71 | 31.28 |
| Carly Fiorina | 0 | |
| Lindsey Graham. | 0 | |
| Mike Huckabee | 1 | .44 |
| John R. Kasich. | 45 | 19.82 |
| George Pataki | 0 | |
| Rand Paul | 1 | .44 |
| Marco Rubio. | 20 | 8.81 |
| Rick Santorum | 0 | |
| Donald J. Trump | 76 | 33.48 |
| Uncommitted. | 4 | 1.76 |
| WRITE-IN. | 0 | |

PRECINCT REPORT

MASON COUNTY
MICHIGAN CLOSED PRIMARY
MARCH 08, 2016
DEMOCRATIC PARTY

RUN DATE:03/08/16 09:51 PM

0001 CITY OF LUDINGTON PCT1

VOTES PERCENT

PRES OF US DEM TOTAL

VOTE FOR 1

| | | |
|------------------------------------|----|-------|
| Hillary Clinton | 61 | 42.96 |
| Roque Rocky De La Fuente | 0 | |
| Martin J. O'Malley | 0 | |
| Bernie Sanders. | 80 | 56.34 |
| Uncommitted. | 1 | .70 |
| WRITE-IN. | 0 | |

PRES OF US CONG DIST 2

VOTE FOR 1

| | | |
|------------------------------------|----|-------|
| Hillary Clinton | 61 | 42.96 |
| Roque Rocky De La Fuente | 0 | |
| Martin J. O'Malley | 0 | |
| Bernie Sanders. | 80 | 56.34 |
| Uncommitted. | 1 | .70 |
| WRITE-IN. | 0 | |

MASON COUNTY
MICHIGAN CLOSED PRIMARY
MARCH 08, 2016

| | VOTES | PERCENT |
|---|-------|---------|
| 1. <i>How much of the problem is caused by the way we live?</i> | | |
| a. A great deal | 1,000 | 50 |
| b. Not much | 1,000 | 50 |
| 2. <i>How much of the problem is caused by the way we live?</i> | | |
| a. A great deal | 1,000 | 50 |
| b. Not much | 1,000 | 50 |

FIRE AUTHORITY PROPOSAL WESTERN FIRE AUTHORITY

[illegible]

PRECINCT REPORT

RUN DATE:03/08/16 09:38 PM

MASON COUNTY
MICHIGAN CLOSED PRIMARY
MARCH 08, 2016
STATISTICS

0002 CITY OF LUDINGTON PCT2

VOTES PERCENT

| | | |
|-------------------------------------|-----|-------|
| REGISTERED VOTERS - TOTAL | 984 | |
| BALLOTS CAST - TOTAL | 403 | |
| VOTER TURNOUT - TOTAL | | 40.96 |

PRECINCT REPORT

MASON COUNTY
MICHIGAN CLOSED PRIMARY
MARCH 08, 2016
REPUBLICAN PARTY

RUN DATE:03/08/16 09:38 PM

0002 CITY OF LUDINGTON PCT2

VOTES PERCENT

PRES OF US REP TOTAL

VOTE FOR 1

| | | |
|---------------------------|----|-------|
| Jeb Bush. | 6 | 2.56 |
| Ben Carson | 3 | 1.28 |
| Chris Christie. | 0 | |
| Ted Cruz. | 67 | 28.63 |
| Carly Fiorina | 0 | |
| Lindsey Graham. | 1 | .43 |
| Mike Huckabee | 1 | .43 |
| John R. Kasich. | 64 | 27.35 |
| George Pataki | 0 | |
| Rand Paul | 3 | 1.28 |
| Marco Rubio. | 27 | 11.54 |
| Rick Santorum | 0 | |
| Donald J. Trump | 60 | 25.64 |
| Uncommitted. | 2 | .85 |
| WRITE-IN. | 0 | |

PRES OF US CONG DIST 2

VOTE FOR 1

| | | |
|---------------------------|----|-------|
| Jeb Bush. | 6 | 2.56 |
| Ben Carson | 3 | 1.28 |
| Chris Christie. | 0 | |
| Ted Cruz. | 67 | 28.63 |
| Carly Fiorina | 0 | |
| Lindsey Graham. | 1 | .43 |
| Mike Huckabee | 1 | .43 |
| John R. Kasich. | 64 | 27.35 |
| George Pataki | 0 | |
| Rand Paul | 3 | 1.28 |
| Marco Rubio. | 27 | 11.54 |
| Rick Santorum | 0 | |
| Donald J. Trump | 60 | 25.64 |
| Uncommitted. | 2 | .85 |
| WRITE-IN. | 0 | |

PRECINCT REPORT

MASON COUNTY
MICHIGAN CLOSED PRIMARY
MARCH 08, 2016
DEMOCRATIC PARTY

RUN DATE:03/08/16 09:38 PM

0002 CITY OF LUDINGTON PCT2

VOTES PERCENT

PRES OF US DEM TOTAL

VOTE FOR 1

| | | |
|------------------------------------|----|-------|
| Hillary Clinton | 75 | 45.73 |
| Roque Rocky De La Fuente | 0 | |
| Martin J. O'Malley | 0 | |
| Bernie Sanders. | 85 | 51.83 |
| Uncommitted. | 4 | 2.44 |
| WRITE-IN. | 0 | |

PRES OF US CONG DIST 2

VOTE FOR 1

| | | |
|------------------------------------|----|-------|
| Hillary Clinton | 75 | 45.73 |
| Roque Rocky De La Fuente | 0 | |
| Martin J. O'Malley | 0 | |
| Bernie Sanders. | 85 | 51.83 |
| Uncommitted. | 4 | 2.44 |
| WRITE-IN. | 0 | |

MASON COUNTY
MICHIGAN CLOSED PRIMARY
MARCH 08, 2016

MASON COUNTY
MICHIGAN CLOSED PRIMARY
MARCH 08, 2016

| VOTES | PERCENT |
|-------|---------|
|-------|---------|

VOTE FOR 1

[illegible]

PRECINCT REPORT

MASON COUNTY
MICHIGAN CLOSED PRIMARY
MARCH 08, 2016
STATISTICS

RUN DATE:03/08/16 09:33 PM

0003 CITY OF LUDINGTON PCT3

VOTES PERCENT

| | |
|-------------------------------------|-------|
| REGISTERED VOTERS - TOTAL | 1043 |
| BALLOTS CAST - TOTAL | 389 |
| VOTER TURNOUT - TOTAL | 37.30 |

PRECINCT REPORT

MASON COUNTY
MICHIGAN CLOSED PRIMARY
MARCH 08, 2016
REPUBLICAN PARTY

RUN DATE:03/08/16 09:33 PM

0003 CITY OF LUDINGTON PCT3

VOTES PERCENT

PRES OF US REP TOTAL

VOTE FOR 1

| | | |
|---------------------------|----|-------|
| Jeb Bush. | 2 | .94 |
| Ben Carson | 1 | .47 |
| Chris Christie. | 1 | .47 |
| Ted Cruz. | 48 | 22.54 |
| Carly Fiorina | 0 | |
| Lindsey Graham. | 0 | |
| Mike Huckabee | 0 | |
| John R. Kasich. | 59 | 27.70 |
| George Pataki | 0 | |
| Rand Paul | 4 | 1.88 |
| Marco Rubio. | 21 | 9.86 |
| Rick Santorum | 0 | |
| Donald J. Trump | 74 | 34.74 |
| Uncommitted. | 3 | 1.41 |
| WRITE-IN. | 0 | |

PRES OF US CONG DIST 2

VOTE FOR 1

| | | |
|---------------------------|----|-------|
| Jeb Bush. | 2 | .94 |
| Ben Carson | 1 | .47 |
| Chris Christie. | 1 | .47 |
| Ted Cruz. | 48 | 22.54 |
| Carly Fiorina | 0 | |
| Lindsey Graham. | 0 | |
| Mike Huckabee | 0 | |
| John R. Kasich. | 59 | 27.70 |
| George Pataki | 0 | |
| Rand Paul | 4 | 1.88 |
| Marco Rubio. | 21 | 9.86 |
| Rick Santorum | 0 | |
| Donald J. Trump | 74 | 34.74 |
| Uncommitted. | 3 | 1.41 |
| WRITE-IN. | 0 | |

PRECINCT REPORT

MASON COUNTY
MICHIGAN CLOSED PRIMARY
MARCH 08, 2016
DEMOCRATIC PARTY

RUN DATE:03/08/16 09:33 PM

0003 CITY OF LUDINGTON PCT3

VOTES PERCENT

PRES OF US DEM TOTAL

VOTE FOR 1

| | | |
|------------------------------------|-----|-------|
| Hillary Clinton * | 65 | 38.46 |
| Roque Rocky De La Fuente * | 0 | |
| Martin J. O'Malley * | 0 | |
| Bernie Sanders. . . . * | 102 | 60.36 |
| Uncommitted. . . . * | 2 | 1.18 |
| WRITE-IN. . . . * | 0 | |

PRES OF US CONG DIST 2

VOTE FOR 1

| | | |
|------------------------------------|-----|-------|
| Hillary Clinton * | 65 | 38.46 |
| Roque Rocky De La Fuente * | 0 | |
| Martin J. O'Malley * | 0 | |
| Bernie Sanders. . . . * | 102 | 60.36 |
| Uncommitted. . . . * | 2 | 1.18 |
| WRITE-IN. . . . * | 0 | |

MASON COUNTY
MICHIGAN CLOSED PRIMARY
MARCH 08, 2016

0003 CITY OF LUDINGTON PCT3

| | VOTES | PERCENT |
|---------------------------|-------|---------|
| 1. <i>Mr. [redacted]</i> | 10 | 100 |
| 2. <i>Mr. [redacted]</i> | 10 | 100 |
| 3. <i>Mr. [redacted]</i> | 10 | 100 |
| 4. <i>Mr. [redacted]</i> | 10 | 100 |
| 5. <i>Mr. [redacted]</i> | 10 | 100 |
| 6. <i>Mr. [redacted]</i> | 10 | 100 |
| 7. <i>Mr. [redacted]</i> | 10 | 100 |
| 8. <i>Mr. [redacted]</i> | 10 | 100 |
| 9. <i>Mr. [redacted]</i> | 10 | 100 |
| 10. <i>Mr. [redacted]</i> | 10 | 100 |
| 11. <i>Mr. [redacted]</i> | 10 | 100 |
| 12. <i>Mr. [redacted]</i> | 10 | 100 |
| 13. <i>Mr. [redacted]</i> | 10 | 100 |
| 14. <i>Mr. [redacted]</i> | 10 | 100 |
| 15. <i>Mr. [redacted]</i> | 10 | 100 |
| 16. <i>Mr. [redacted]</i> | 10 | 100 |
| 17. <i>Mr. [redacted]</i> | 10 | 100 |
| 18. <i>Mr. [redacted]</i> | 10 | 100 |
| 19. <i>Mr. [redacted]</i> | 10 | 100 |
| 20. <i>Mr. [redacted]</i> | 10 | 100 |
| 21. <i>Mr. [redacted]</i> | 10 | 100 |
| 22. <i>Mr. [redacted]</i> | 10 | 100 |
| 23. <i>Mr. [redacted]</i> | 10 | 100 |
| 24. <i>Mr. [redacted]</i> | 10 | 100 |
| 25. <i>Mr. [redacted]</i> | 10 | 100 |
| 26. <i>Mr. [redacted]</i> | 10 | 100 |
| 27. <i>Mr. [redacted]</i> | 10 | 100 |
| 28. <i>Mr. [redacted]</i> | 10 | 100 |
| 29. <i>Mr. [redacted]</i> | 10 | 100 |
| 30. <i>Mr. [redacted]</i> | 10 | 100 |
| 31. <i>Mr. [redacted]</i> | 10 | 100 |
| 32. <i>Mr. [redacted]</i> | 10 | 100 |
| 33. <i>Mr. [redacted]</i> | 10 | 100 |
| 34. <i>Mr. [redacted]</i> | 10 | 100 |
| 35. <i>Mr. [redacted]</i> | 10 | 100 |
| 36. <i>Mr. [redacted]</i> | 10 | 100 |
| 37. <i>Mr. [redacted]</i> | 10 | 100 |
| 38. <i>Mr. [redacted]</i> | 10 | 100 |
| 39. <i>Mr. [redacted]</i> | 10 | 100 |
| 40. <i>Mr. [redacted]</i> | 10 | 100 |
| 41. <i>Mr. [redacted]</i> | 10 | 100 |
| 42. <i>Mr. [redacted]</i> | 10 | 100 |
| 43. <i>Mr. [redacted]</i> | 10 | 100 |
| 44. <i>Mr. [redacted]</i> | 10 | 100 |
| 45. <i>Mr. [redacted]</i> | 10 | 100 |
| 46. <i>Mr. [redacted]</i> | 10 | 100 |
| 47. <i>Mr. [redacted]</i> | 10 | 100 |
| 48. <i>Mr. [redacted]</i> | 10 | 100 |
| 49. <i>Mr. [redacted]</i> | 10 | 100 |
| 50. <i>Mr. [redacted]</i> | 10 | 100 |
| 51. <i>Mr. [redacted]</i> | 10 | 100 |
| 52. <i>Mr. [redacted]</i> | 10 | 100 |
| 53. <i>Mr. [redacted]</i> | 10 | 100 |
| 54. <i>Mr. [redacted]</i> | 10 | 100 |
| 55. <i>Mr. [redacted]</i> | 10 | 100 |
| 56. <i>Mr. [redacted]</i> | 10 | 100 |
| 57. <i>Mr. [redacted]</i> | 10 | 100 |
| 58. <i>Mr. [redacted]</i> | 10 | 100 |
| 59. <i>Mr. [redacted]</i> | 10 | 100 |
| 60. <i>Mr. [redacted]</i> | 10 | 100 |
| 61. <i>Mr. [redacted]</i> | 10 | 100 |
| 62. <i>Mr. [redacted]</i> | 10 | 100 |
| 63. <i>Mr. [redacted]</i> | 10 | 100 |
| 64. <i>Mr. [redacted]</i> | 10 | 100 |
| 65. <i>Mr. [redacted]</i> | 10 | 100 |
| 66. <i>Mr. [redacted]</i> | 10 | 100 |
| 67. <i>Mr. [redacted]</i> | 10 | 100 |
| 68. <i>Mr. [redacted]</i> | 10 | 100 |
| 69. <i>Mr. [redacted]</i> | 10 | 100 |
| 70. <i>Mr. [redacted]</i> | 10 | 100 |
| 71. <i>Mr. [redacted]</i> | 10 | 100 |
| 72. <i>Mr. [redacted]</i> | 10 | 100 |
| 73. <i>Mr. [redacted]</i> | 10 | 100 |
| 74. <i>Mr. [redacted]</i> | 10 | 100 |
| 75. <i>Mr. [redacted]</i> | 10 | 100 |
| 76. <i>Mr. [redacted]</i> | 10 | 100 |
| 77. <i>Mr. [redacted]</i> | 10 | 100 |
| 78. <i>Mr. [redacted]</i> | 10 | 100 |
| 79. <i>Mr. [redacted]</i> | 10 | 100 |
| 80. <i>Mr. [redacted]</i> | 10 | 100 |
| 81. <i>Mr. [redacted]</i> | 10 | 100 |
| 82. <i>Mr. [redacted]</i> | 10 | 100 |
| 83. <i>Mr. [redacted]</i> | 10 | 100 |
| 84. <i>Mr. [redacted]</i> | 10 | 100 |
| 85. <i>Mr. [redacted]</i> | 10 | 100 |
| 86. <i>Mr. [redacted]</i> | 10 | 100 |
| 87. <i>Mr. [redacted]</i> | 10 | 100 |
| 88. <i>Mr. [redacted]</i> | 10 | 100 |
| 89. <i>Mr. [redacted]</i> | 10 | 100 |
| 90. <i>Mr. [redacted]</i> | 10 | 100 |
| 91. <i>Mr. [redacted]</i> | 10 | 100 |
| 92. <i>Mr. [redacted]</i> | 10 | 100 |
| 93. <i>Mr. [redacted]</i> | 10 | 100 |
| 94. <i>Mr. [redacted]</i> | 10 | 100 |
| 95. <i>Mr. [redacted]</i> | | |

VOTE FOR 1

[illegible]

PRECINCT REPORT

MASON COUNTY
MICHIGAN CLOSED PRIMARY
MARCH 08, 2016
STATISTICS

RUN DATE:03/08/16 09:06 PM

0004 CITY OF LUDINGTON PCT4

VOTES PERCENT

| | |
|-------------------------------------|-------|
| REGISTERED VOTERS - TOTAL | 960 |
| BALLOTS CAST - TOTAL. | 291 |
| VOTER TURNOUT - TOTAL | 30.31 |

PRECINCT REPORT

MASON COUNTY
MICHIGAN CLOSED PRIMARY
MARCH 08, 2016
REPUBLICAN PARTY

RUN DATE:03/08/16 09:06 PM

0004 CITY OF LUDINGTON PCT4

VOTES PERCENT

PRES OF US REP TOTAL

VOTE FOR 1

| | | |
|---------------------------|----|-------|
| Jeb Bush. | 0 | |
| Ben Carson | 1 | .76 |
| Chris Christie. | 0 | |
| Ted Cruz. | 50 | 37.88 |
| Carly Fiorina | 0 | |
| Lindsey Graham. | 0 | |
| Mike Huckabee | 2 | 1.52 |
| John R. Kasich. | 13 | 9.85 |
| George Pataki | 0 | |
| Rand Paul | 1 | .76 |
| Marco Rubio. | 15 | 11.36 |
| Rick Santorum | 0 | |
| Donald J. Trump | 49 | 37.12 |
| Uncommitted. | 1 | .76 |
| WRITE-IN. | 0 | |

PRES OF US CONG DIST 2

VOTE FOR 1

| | | |
|---------------------------|----|-------|
| Jeb Bush. | 0 | |
| Ben Carson | 1 | .76 |
| Chris Christie. | 0 | |
| Ted Cruz. | 50 | 37.88 |
| Carly Fiorina | 0 | |
| Lindsey Graham. | 0 | |
| Mike Huckabee | 2 | 1.52 |
| John R. Kasich. | 13 | 9.85 |
| George Pataki | 0 | |
| Rand Paul | 1 | .76 |
| Marco Rubio. | 15 | 11.36 |
| Rick Santorum | 0 | |
| Donald J. Trump | 49 | 37.12 |
| Uncommitted. | 1 | .76 |
| WRITE-IN. | 0 | |

PRECINCT REPORT

MASON COUNTY
MICHIGAN CLOSED PRIMARY
MARCH 08, 2016
DEMOCRATIC PARTY

RUN DATE:03/08/16 09:06 PM

0004 CITY OF LUDINGTON PCT4

VOTES PERCENT

PRES OF US DEM TOTAL

VOTE FOR 1

| | | |
|------------------------------------|----|-------|
| Hillary Clinton | 57 | 37.50 |
| Roque Rocky De La Fuente | 0 | |
| Martin J. O'Malley | 0 | |
| Bernie Sanders. | 92 | 60.53 |
| Uncommitted. | 3 | 1.97 |
| WRITE-IN. | 0 | |

PRES OF US CONG DIST 2

VOTE FOR 1

| | | |
|------------------------------------|----|-------|
| Hillary Clinton | 57 | 37.50 |
| Roque Rocky De La Fuente | 0 | |
| Martin J. O'Malley | 0 | |
| Bernie Sanders. | 92 | 60.53 |
| Uncommitted. | 3 | 1.97 |
| WRITE-IN. | 0 | |

MASON COUNTY
MICHIGAN CLOSED PRIMARY
MARCH 08, 2016

0004 CITY OF LUDINGTON PCT4

| | VOTES | PERCENT |
|----------------------------|-------|---------|
| 1. <i>Mr. [redacted]</i> | 10 | 100 |
| 2. <i>Mr. [redacted]</i> | 0 | 0 |
| 3. <i>Mr. [redacted]</i> | 0 | 0 |
| 4. <i>Mr. [redacted]</i> | 0 | 0 |
| 5. <i>Mr. [redacted]</i> | 0 | 0 |
| 6. <i>Mr. [redacted]</i> | 0 | 0 |
| 7. <i>Mr. [redacted]</i> | 0 | 0 |
| 8. <i>Mr. [redacted]</i> | 0 | 0 |
| 9. <i>Mr. [redacted]</i> | 0 | 0 |
| 10. <i>Mr. [redacted]</i> | 0 | 0 |
| 11. <i>Mr. [redacted]</i> | 0 | 0 |
| 12. <i>Mr. [redacted]</i> | 0 | 0 |
| 13. <i>Mr. [redacted]</i> | 0 | 0 |
| 14. <i>Mr. [redacted]</i> | 0 | 0 |
| 15. <i>Mr. [redacted]</i> | 0 | 0 |
| 16. <i>Mr. [redacted]</i> | 0 | 0 |
| 17. <i>Mr. [redacted]</i> | 0 | 0 |
| 18. <i>Mr. [redacted]</i> | 0 | 0 |
| 19. <i>Mr. [redacted]</i> | 0 | 0 |
| 20. <i>Mr. [redacted]</i> | 0 | 0 |
| 21. <i>Mr. [redacted]</i> | 0 | 0 |
| 22. <i>Mr. [redacted]</i> | 0 | 0 |
| 23. <i>Mr. [redacted]</i> | 0 | 0 |
| 24. <i>Mr. [redacted]</i> | 0 | 0 |
| 25. <i>Mr. [redacted]</i> | 0 | 0 |
| 26. <i>Mr. [redacted]</i> | 0 | 0 |
| 27. <i>Mr. [redacted]</i> | 0 | 0 |
| 28. <i>Mr. [redacted]</i> | 0 | 0 |
| 29. <i>Mr. [redacted]</i> | 0 | 0 |
| 30. <i>Mr. [redacted]</i> | 0 | 0 |
| 31. <i>Mr. [redacted]</i> | 0 | 0 |
| 32. <i>Mr. [redacted]</i> | 0 | 0 |
| 33. <i>Mr. [redacted]</i> | 0 | 0 |
| 34. <i>Mr. [redacted]</i> | 0 | 0 |
| 35. <i>Mr. [redacted]</i> | 0 | 0 |
| 36. <i>Mr. [redacted]</i> | 0 | 0 |
| 37. <i>Mr. [redacted]</i> | 0 | 0 |
| 38. <i>Mr. [redacted]</i> | 0 | 0 |
| 39. <i>Mr. [redacted]</i> | 0 | 0 |
| 40. <i>Mr. [redacted]</i> | 0 | 0 |
| 41. <i>Mr. [redacted]</i> | 0 | 0 |
| 42. <i>Mr. [redacted]</i> | 0 | 0 |
| 43. <i>Mr. [redacted]</i> | 0 | 0 |
| 44. <i>Mr. [redacted]</i> | 0 | 0 |
| 45. <i>Mr. [redacted]</i> | 0 | 0 |
| 46. <i>Mr. [redacted]</i> | 0 | 0 |
| 47. <i>Mr. [redacted]</i> | 0 | 0 |
| 48. <i>Mr. [redacted]</i> | 0 | 0 |
| 49. <i>Mr. [redacted]</i> | 0 | 0 |
| 50. <i>Mr. [redacted]</i> | 0 | 0 |
| 51. <i>Mr. [redacted]</i> | 0 | 0 |
| 52. <i>Mr. [redacted]</i> | 0 | 0 |
| 53. <i>Mr. [redacted]</i> | 0 | 0 |
| 54. <i>Mr. [redacted]</i> | 0 | 0 |
| 55. <i>Mr. [redacted]</i> | 0 | 0 |
| 56. <i>Mr. [redacted]</i> | 0 | 0 |
| 57. <i>Mr. [redacted]</i> | 0 | 0 |
| 58. <i>Mr. [redacted]</i> | 0 | 0 |
| 59. <i>Mr. [redacted]</i> | 0 | 0 |
| 60. <i>Mr. [redacted]</i> | 0 | 0 |
| 61. <i>Mr. [redacted]</i> | 0 | 0 |
| 62. <i>Mr. [redacted]</i> | 0 | 0 |
| 63. <i>Mr. [redacted]</i> | 0 | 0 |
| 64. <i>Mr. [redacted]</i> | 0 | 0 |
| 65. <i>Mr. [redacted]</i> | 0 | 0 |
| 66. <i>Mr. [redacted]</i> | 0 | 0 |
| 67. <i>Mr. [redacted]</i> | 0 | 0 |
| 68. <i>Mr. [redacted]</i> | 0 | 0 |
| 69. <i>Mr. [redacted]</i> | 0 | 0 |
| 70. <i>Mr. [redacted]</i> | 0 | 0 |
| 71. <i>Mr. [redacted]</i> | 0 | 0 |
| 72. <i>Mr. [redacted]</i> | 0 | 0 |
| 73. <i>Mr. [redacted]</i> | 0 | 0 |
| 74. <i>Mr. [redacted]</i> | 0 | 0 |
| 75. <i>Mr. [redacted]</i> | 0 | 0 |
| 76. <i>Mr. [redacted]</i> | 0 | 0 |
| 77. <i>Mr. [redacted]</i> | 0 | 0 |
| 78. <i>Mr. [redacted]</i> | 0 | 0 |
| 79. <i>Mr. [redacted]</i> | 0 | 0 |
| 80. <i>Mr. [redacted]</i> | 0 | 0 |
| 81. <i>Mr. [redacted]</i> | 0 | 0 |
| 82. <i>Mr. [redacted]</i> | 0 | 0 |
| 83. <i>Mr. [redacted]</i> | 0 | 0 |
| 84. <i>Mr. [redacted]</i> | 0 | 0 |
| 85. <i>Mr. [redacted]</i> | 0 | 0 |
| 86. <i>Mr. [redacted]</i> | 0 | 0 |
| 87. <i>Mr. [redacted]</i> | 0 | 0 |
| 88. <i>Mr. [redacted]</i> | 0 | 0 |
| 89. <i>Mr. [redacted]</i> | 0 | 0 |
| 90. <i>Mr. [redacted]</i> | 0 | 0 |
| 91. <i>Mr. [redacted]</i> | 0 | 0 |
| 92. <i>Mr. [redacted]</i> | 0 | 0 |
| 93. <i>Mr. [redacted]</i> | 0 | 0 |
| 94. <i>Mr. [redacted]</i> | 0 | 0 |
| 95. <i>Mr. [redacted]</i> | 0 | 0 |
| 96. <i>Mr. [redacted]</i> | 0 | 0 |
| 97. <i>Mr. [redacted]</i> | 0 | 0 |
| 98. <i>Mr. [redacted]</i> | 0 | 0 |
| 99. <i>Mr. [redacted]</i> | 0 | 0 |
| 100. <i>Mr. [redacted]</i> | 0 | 0 |

VOTE FOR 1

[illegible]

PRECINCT REPORT

RUN DATE:03/08/16 09:26 PM

0005 CITY OF LUDINGTON PCT5

MASON COUNTY
MICHIGAN CLOSED PRIMARY
MARCH 08, 2016
STATISTICS

VOTES PERCENT

| | | | | | | | |
|---------------------------|---|---|---|---|---|---|-------|
| REGISTERED VOTERS - TOTAL | . | . | . | . | . | . | 949 |
| BALLOTS CAST - TOTAL | . | . | . | . | . | . | 385 |
| VOTER TURNOUT - TOTAL | . | . | . | . | . | . | 40.57 |

PRECINCT REPORT

MASON COUNTY
MICHIGAN CLOSED PRIMARY
MARCH 08, 2016
REPUBLICAN PARTY

RUN DATE:03/08/16 09:26 PM

0005 CITY OF LUDINGTON PCT5

VOTES PERCENT

PRES OF US REP TOTAL

VOTE FOR 1

| | | |
|---------------------------|----|-------|
| Jeb Bush. | 6 | 2.83 |
| Ben Carson | 2 | .94 |
| Chris Christie. | 0 | |
| Ted Cruz. | 71 | 33.49 |
| Carly Fiorina | 0 | |
| Lindsey Graham. | 1 | .47 |
| Mike Huckabee | 0 | |
| John R. Kasich. | 34 | 16.04 |
| George Pataki | 0 | |
| Rand Paul | 0 | |
| Marco Rubio. | 30 | 14.15 |
| Rick Santorum | 1 | .47 |
| Donald J. Trump | 59 | 27.83 |
| Uncommitted. | 8 | 3.77 |
| WRITE-IN. | 0 | |

PRES OF US CONG DIST 2

VOTE FOR 1

| | | |
|---------------------------|----|-------|
| Jeb Bush. | 6 | 2.83 |
| Ben Carson | 2 | .94 |
| Chris Christie. | 0 | |
| Ted Cruz. | 71 | 33.49 |
| Carly Fiorina | 0 | |
| Lindsey Graham. | 1 | .47 |
| Mike Huckabee | 0 | |
| John R. Kasich. | 34 | 16.04 |
| George Pataki | 0 | |
| Rand Paul | 0 | |
| Marco Rubio. | 30 | 14.15 |
| Rick Santorum | 1 | .47 |
| Donald J. Trump | 59 | 27.83 |
| Uncommitted. | 8 | 3.77 |
| WRITE-IN. | 0 | |

PRECINCT REPORT

MASON COUNTY
MICHIGAN CLOSED PRIMARY
MARCH 08, 2016
DEMOCRATIC PARTY

RUN DATE:03/08/16 09:26 PM

0005 CITY OF LUDINGTON PCT5

VOTES PERCENT

PRES OF US DEM TOTAL

VOTE FOR 1

| | | |
|------------------------------------|----|-------|
| Hillary Clinton | 75 | 44.64 |
| Roque Rocky De La Fuente | 0 | |
| Martin J. O'Malley | 1 | .60 |
| Bernie Sanders. | 87 | 51.79 |
| Uncommitted. | 5 | 2.98 |
| WRITE-IN. | 0 | |

PRES OF US CONG DIST 2

VOTE FOR 1

| | | |
|------------------------------------|----|-------|
| Hillary Clinton | 75 | 44.64 |
| Roque Rocky De La Fuente | 0 | |
| Martin J. O'Malley | 1 | .60 |
| Bernie Sanders. | 87 | 51.79 |
| Uncommitted. | 5 | 2.98 |
| WRITE-IN. | 0 | |

MASON COUNTY
MICHIGAN CLOSED PRIMARY
MARCH 08, 2016

0005 CITY OF LUDINGTON PCT5

FIRE AUTHORITY PROPOSAL WESTERN FIRE AUTHORITY
VOTE FOR 1

[illegible]

PRECINCT REPORT

MASON COUNTY
MICHIGAN CLOSED PRIMARY
MARCH 08, 2016
STATISTICS

RUN DATE:03/08/16 09:46 PM

0006 CITY OF LUDINGTON PCT6

VOTES PERCENT

| | |
|---------------------------------|-------|
| REGISTERED VOTERS - TOTAL . . * | 962 |
| BALLOTS CAST - TOTAL. . . * | 348 |
| VOTER TURNOUT - TOTAL . . * | 36.17 |

PRECINCT REPORT

MASON COUNTY
MICHIGAN CLOSED PRIMARY
MARCH 08, 2016
REPUBLICAN PARTY

RUN DATE:03/08/16 09:46 PM

0006 CITY OF LUDINGTON PCT6

VOTES PERCENT

PRES OF US REP TOTAL

VOTE FOR 1

| | | |
|---------------------------|----|-------|
| Jeb Bush. | 1 | .58 |
| Ben Carson | 3 | 1.75 |
| Chris Christie. | 1 | .58 |
| Ted Cruz. | 59 | 34.50 |
| Carly Fiorina | 1 | .58 |
| Lindsey Graham. | 1 | .58 |
| Mike Huckabee | 2 | 1.17 |
| John R. Kasich. | 36 | 21.05 |
| George Pataki | 0 | |
| Rand Paul | 0 | |
| Marco Rubio. | 19 | 11.11 |
| Rick Santorum | 0 | |
| Donald J. Trump | 47 | 27.49 |
| Uncommitted. | 1 | .58 |
| WRITE-IN. | 0 | |

PRES OF US CONG DIST 2

VOTE FOR 1

| | | |
|---------------------------|----|-------|
| Jeb Bush. | 1 | .58 |
| Ben Carson | 3 | 1.75 |
| Chris Christie. | 1 | .58 |
| Ted Cruz. | 59 | 34.50 |
| Carly Fiorina | 1 | .58 |
| Lindsey Graham. | 1 | .58 |
| Mike Huckabee | 2 | 1.17 |
| John R. Kasich. | 36 | 21.05 |
| George Pataki | 0 | |
| Rand Paul | 0 | |
| Marco Rubio. | 19 | 11.11 |
| Rick Santorum | 0 | |
| Donald J. Trump | 47 | 27.49 |
| Uncommitted. | 1 | .58 |
| WRITE-IN. | 0 | |

PRECINCT REPORT

MASON COUNTY
MICHIGAN CLOSED PRIMARY
MARCH 08, 2016
DEMOCRATIC PARTY

RUN DATE:03/08/16 09:46 PM

0006 CITY OF LUDINGTON PCT6

VOTES PERCENT

PRES OF US DEM TOTAL

VOTE FOR 1

| | | |
|------------------------------------|-----|-------|
| Hillary Clinton | 55 | 31.79 |
| Roque Rocky De La Fuente | 0 | |
| Martin J. O'Malley | 2 | 1.16 |
| Bernie Sanders. | 110 | 63.58 |
| Uncommitted. | 5 | 2.89 |
| WRITE-IN. | 1 | .58 |

PRES OF US CONG DIST 2

VOTE FOR 1

| | | |
|------------------------------------|-----|-------|
| Hillary Clinton | 55 | 31.79 |
| Roque Rocky De La Fuente | 0 | |
| Martin J. O'Malley | 2 | 1.16 |
| Bernie Sanders. | 110 | 63.58 |
| Uncommitted. | 5 | 2.89 |
| WRITE-IN. | 1 | .58 |

PRECINCT REPORT

MASON COUNTY
MICHIGAN CLOSED PRIMARY
MARCH 08, 2016

RUN DATE:03/08/16 09:46 PM

0006 CITY OF LUDINGTON PCT6

VOTES PERCENT

FIRE AUTHORITY PROPOSAL WESTERN FIRE AUTHORITY
VOTE FOR 1

| | | | |
|-----|-----------|-----|-------|
| YES | | 263 | 78.98 |
| NO. | | 70 | 21.02 |

PRECINCT REPORT

MASON COUNTY
MICHIGAN CLOSED PRIMARY
MARCH 08, 2016
STATISTICS

RUN DATE:03/08/16 10:01 PM

0007 CITY OF SCOTTVILLE PCT1

VOTES PERCENT

| | | |
|-------------------------------------|-----|-------|
| REGISTERED VOTERS - TOTAL | 479 | |
| BALLOTS CAST - TOTAL | 129 | |
| VOTER TURNOUT - TOTAL | | 26.93 |

PRECINCT REPORT

MASON COUNTY
MICHIGAN CLOSED PRIMARY
MARCH 08, 2016
REPUBLICAN PARTY

RUN DATE:03/08/16 10:01 PM

0007 CITY OF SCOTTVILLE PCT1

VOTES PERCENT

PRES OF US REP TOTAL

VOTE FOR 1

| | | |
|---------------------------|----|-------|
| Jeb Bush. | 2 | 2.47 |
| Ben Carson | 2 | 2.47 |
| Chris Christie. | 0 | |
| Ted Cruz. | 30 | 37.04 |
| Carly Fiorina | 0 | |
| Lindsey Graham. | 0 | |
| Mike Huckabee | 0 | |
| John R. Kasich. | 17 | 20.99 |
| George Pataki | 0 | |
| Rand Paul | 0 | |
| Marco Rubio. | 3 | 3.70 |
| Rick Santorum | 1 | 1.23 |
| Donald J. Trump | 25 | 30.86 |
| Uncommitted. | 1 | 1.23 |
| WRITE-IN. | 0 | |

PRES OF US CONG DIST 2

VOTE FOR 1

| | | |
|---------------------------|----|-------|
| Jeb Bush. | 2 | 2.47 |
| Ben Carson | 2 | 2.47 |
| Chris Christie. | 0 | |
| Ted Cruz. | 30 | 37.04 |
| Carly Fiorina | 0 | |
| Lindsey Graham. | 0 | |
| Mike Huckabee | 0 | |
| John R. Kasich. | 17 | 20.99 |
| George Pataki | 0 | |
| Rand Paul | 0 | |
| Marco Rubio. | 3 | 3.70 |
| Rick Santorum | 1 | 1.23 |
| Donald J. Trump | 25 | 30.86 |
| Uncommitted. | 1 | 1.23 |
| WRITE-IN. | 0 | |

PRECINCT REPORT

MASON COUNTY
MICHIGAN CLOSED PRIMARY
MARCH 08, 2016
DEMOCRATIC PARTY

RUN DATE:03/08/16 10:01 PM

0007 CITY OF SCOTTVILLE PCT1

VOTES PERCENT

PRES OF US DEM TOTAL

VOTE FOR 1

| | | |
|------------------------------------|----|-------|
| Hillary Clinton | 18 | 37.50 |
| Roque Rocky De La Fuente | 0 | |
| Martin J. O'Malley | 0 | |
| Bernie Sanders. | 28 | 58.33 |
| Uncommitted. | 2 | 4.17 |
| WRITE-IN. | 0 | |

PRES OF US CONG DIST 2

VOTE FOR 1

| | | |
|------------------------------------|----|-------|
| Hillary Clinton | 18 | 37.50 |
| Roque Rocky De La Fuente | 0 | |
| Martin J. O'Malley | 0 | |
| Bernie Sanders. | 28 | 58.33 |
| Uncommitted. | 2 | 4.17 |
| WRITE-IN. | 0 | |

PRECINCT REPORT

RUN DATE:03/08/16 10:00 PM

MASON COUNTY
MICHIGAN CLOSED PRIMARY
MARCH 08, 2016
STATISTICS

0008 CITY OF SCOTTVILLE PCT2

VOTES PERCENT

| | | |
|-------------------------------------|-----|-------|
| REGISTERED VOTERS - TOTAL | 462 | |
| BALLOTS CAST - TOTAL | 98 | |
| VOTER TURNOUT - TOTAL | | 21.21 |

PRECINCT REPORT

MASON COUNTY
MICHIGAN CLOSED PRIMARY
MARCH 08, 2016
REPUBLICAN PARTY

RUN DATE:03/08/16 10:00 PM

0008 CITY OF SCOTTVILLE PCT2

VOTES PERCENT

PRES OF US REP TOTAL
VOTE FOR 1

| | | |
|---------------------------|----|-------|
| Jeb Bush. | 0 | |
| Ben Carson | 1 | 1.92 |
| Chris Christie. | 0 | |
| Ted Cruz. | 23 | 44.23 |
| Carly Fiorina | 0 | |
| Lindsey Graham. | 0 | |
| Mike Huckabee | 0 | |
| John R. Kasich. | 9 | 17.31 |
| George Pataki | 0 | |
| Rand Paul | 0 | |
| Marco Rubio. | 3 | 5.77 |
| Rick Santorum | 0 | |
| Donald J. Trump | 15 | 28.85 |
| Uncommitted. | 1 | 1.92 |
| WRITE-IN. | 0 | |

PRES OF US CONG DIST 2
VOTE FOR 1

| | | |
|---------------------------|----|-------|
| Jeb Bush. | 0 | |
| Ben Carson | 1 | 1.92 |
| Chris Christie. | 0 | |
| Ted Cruz. | 23 | 44.23 |
| Carly Fiorina | 0 | |
| Lindsey Graham. | 0 | |
| Mike Huckabee | 0 | |
| John R. Kasich. | 9 | 17.31 |
| George Pataki | 0 | |
| Rand Paul | 0 | |
| Marco Rubio. | 3 | 5.77 |
| Rick Santorum | 0 | |
| Donald J. Trump | 15 | 28.85 |
| Uncommitted. | 1 | 1.92 |
| WRITE-IN. | 0 | |

PRECINCT REPORT

MASON COUNTY
MICHIGAN CLOSED PRIMARY
MARCH 08, 2016
DEMOCRATIC PARTY

RUN DATE:03/08/16 10:00 PM

0008 CITY OF SCOTTVILLE PCT2

VOTES PERCENT

PRES OF US DEM TOTAL

VOTE FOR 1

| | | |
|------------------------------------|----|-------|
| Hillary Clinton | 10 | 21.74 |
| Roque Rocky De La Fuente | 0 | |
| Martin J. O'Malley | 0 | |
| Bernie Sanders. | 36 | 78.26 |
| Uncommitted. | 0 | |
| WRITE-IN. | 0 | |

PRES OF US CONG DIST 2

VOTE FOR 1

| | | |
|------------------------------------|----|-------|
| Hillary Clinton | 10 | 21.74 |
| Roque Rocky De La Fuente | 0 | |
| Martin J. O'Malley | 0 | |
| Bernie Sanders. | 36 | 78.26 |
| Uncommitted. | 0 | |
| WRITE-IN. | 0 | |

PRECINCT REPORT

RUN DATE:03/08/16 10:05 PM

0009 AMBER TOWNSHIP PCT1

MASON COUNTY
MICHIGAN CLOSED PRIMARY
MARCH 08, 2016
STATISTICS

VOTES PERCENT

| | |
|-------------------------------------|-------|
| REGISTERED VOTERS - TOTAL | 2005 |
| BALLOTS CAST - TOTAL. | 722 |
| VOTER TURNOUT - TOTAL | 36.01 |

PRECINCT REPORT

MASON COUNTY
MICHIGAN CLOSED PRIMARY
MARCH 08, 2016
REPUBLICAN PARTY

RUN DATE:03/08/16 10:05 PM

0009 AMBER TOWNSHIP PCT1

VOTES PERCENT

PRES OF US REP TOTAL

VOTE FOR 1

| | | |
|---------------------------|-----|-------|
| Jeb Bush. | 2 | .41 |
| Ben Carson | 11 | 2.24 |
| Chris Christie. | 0 | |
| Ted Cruz. | 156 | 31.84 |
| Carly Fiorina | 0 | |
| Lindsey Graham. | 0 | |
| Mike Huckabee | 2 | .41 |
| John R. Kasich. | 89 | 18.16 |
| George Pataki | 1 | .20 |
| Rand Paul | 1 | .20 |
| Marco Rubio. | 55 | 11.22 |
| Rick Santorum | 3 | .61 |
| Donald J. Trump | 161 | 32.86 |
| Uncommitted. | 9 | 1.84 |
| WRITE-IN. | 0 | |

PRES OF US CONG DIST 2

VOTE FOR 1

| | | |
|---------------------------|-----|-------|
| Jeb Bush. | 2 | .41 |
| Ben Carson | 11 | 2.24 |
| Chris Christie. | 0 | |
| Ted Cruz. | 156 | 31.84 |
| Carly Fiorina | 0 | |
| Lindsey Graham. | 0 | |
| Mike Huckabee | 2 | .41 |
| John R. Kasich. | 89 | 18.16 |
| George Pataki | 1 | .20 |
| Rand Paul | 1 | .20 |
| Marco Rubio. | 55 | 11.22 |
| Rick Santorum | 3 | .61 |
| Donald J. Trump | 161 | 32.86 |
| Uncommitted. | 9 | 1.84 |
| WRITE-IN. | 0 | |

PRECINCT REPORT

MASON COUNTY
MICHIGAN CLOSED PRIMARY
MARCH 08, 2016
DEMOCRATIC PARTY

RUN DATE:03/08/16 10:05 PM

0009 AMBER TOWNSHIP PCT1

VOTES PERCENT

PRES OF US DEM TOTAL
VOTE FOR 1

| | | |
|------------------------------------|-----|-------|
| Hillary Clinton | 94 | 40.52 |
| Roque Rocky De La Fuente | 0 | |
| Martin J. O'Malley | 1 | .43 |
| Bernie Sanders. | 134 | 57.76 |
| Uncommitted. | 3 | 1.29 |
| WRITE-IN. | 0 | |

PRES OF US CONG DIST 2
VOTE FOR 1

| | | |
|------------------------------------|-----|-------|
| Hillary Clinton | 94 | 40.52 |
| Roque Rocky De La Fuente | 0 | |
| Martin J. O'Malley | 1 | .43 |
| Bernie Sanders. | 134 | 57.76 |
| Uncommitted. | 3 | 1.29 |
| WRITE-IN. | 0 | |

PRECINCT REPORT

RUN DATE:03/08/16 10:09 PM

MASON COUNTY
MICHIGAN CLOSED PRIMARY
MARCH 08, 2016
STATISTICS

0010 BRANCH TOWNSHIP PCT1

VOTES PERCENT

| | | |
|-------------------------------------|-----|-------|
| REGISTERED VOTERS - TOTAL | 984 | |
| BALLOTS CAST - TOTAL | 255 | |
| VOTER TURNOUT - TOTAL | | 25.91 |

PRECINCT REPORT

MASON COUNTY
MICHIGAN CLOSED PRIMARY
MARCH 08, 2016
REPUBLICAN PARTY

RUN DATE:03/08/16 10:09 PM

0010 BRANCH TOWNSHIP PCT1

VOTES PERCENT

PRES OF US REP TOTAL

| | | |
|---------------------------|----|-------|
| VOTE FOR 1 | | |
| Jeb Bush. | 0 | |
| Ben Carson | 2 | 1.23 |
| Chris Christie. | 0 | |
| Ted Cruz. | 41 | 25.15 |
| Carly Fiorina | 0 | |
| Lindsey Graham. | 0 | |
| Mike Huckabee | 0 | |
| John R. Kasich. | 35 | 21.47 |
| George Pataki | 0 | |
| Rand Paul | 0 | |
| Marco Rubio. | 5 | 3.07 |
| Rick Santorum | 0 | |
| Donald J. Trump | 79 | 48.47 |
| Uncommitted. | 1 | .61 |
| WRITE-IN. | 0 | |

PRES OF US CONG DIST 2

| | | |
|---------------------------|----|-------|
| VOTE FOR 1 | | |
| Jeb Bush. | 0 | |
| Ben Carson | 2 | 1.23 |
| Chris Christie. | 0 | |
| Ted Cruz. | 41 | 25.15 |
| Carly Fiorina | 0 | |
| Lindsey Graham. | 0 | |
| Mike Huckabee | 0 | |
| John R. Kasich. | 35 | 21.47 |
| George Pataki | 0 | |
| Rand Paul | 0 | |
| Marco Rubio. | 5 | 3.07 |
| Rick Santorum | 0 | |
| Donald J. Trump | 79 | 48.47 |
| Uncommitted. | 1 | .61 |
| WRITE-IN. | 0 | |

PRECINCT REPORT

MASON COUNTY
MICHIGAN CLOSED PRIMARY
MARCH 08, 2016
DEMOCRATIC PARTY

RUN DATE:03/08/16 10:09 PM

0010 BRANCH TOWNSHIP PCT1

VOTES PERCENT

PRES OF US DEM TOTAL

VOTE FOR 1

| | | |
|------------------------------------|----|-------|
| Hillary Clinton | 35 | 38.04 |
| Roque Rocky De La Fuente | 0 | |
| Martin J. O'Malley | 0 | |
| Bernie Sanders. | 57 | 61.96 |
| Uncommitted. | 0 | |
| WRITE-IN. | 0 | |

PRES OF US CONG DIST 2

VOTE FOR 1

| | | |
|------------------------------------|----|-------|
| Hillary Clinton | 35 | 38.04 |
| Roque Rocky De La Fuente | 0 | |
| Martin J. O'Malley | 0 | |
| Bernie Sanders. | 57 | 61.96 |
| Uncommitted. | 0 | |
| WRITE-IN. | 0 | |

PRECINCT REPORT

MASON COUNTY
MICHIGAN CLOSED PRIMARY
MARCH 08, 2016
STATISTICS

RUN DATE:03/08/16 08:57 PM

0011 CUSTER TOWNSHIP PCT1

VOTES PERCENT

| | |
|-------------------------------------|-------|
| REGISTERED VOTERS - TOTAL | 995 |
| BALLOTS CAST - TOTAL | 399 |
| VOTER TURNOUT - TOTAL | 40.10 |

PRECINCT REPORT

MASON COUNTY
MICHIGAN CLOSED PRIMARY
MARCH 08, 2016
REPUBLICAN PARTY

RUN DATE:03/08/16 08:57 PM

0011 CUSTER TOWNSHIP PCT1

VOTES PERCENT

PRES OF US REP TOTAL

VOTE FOR 1

| | | |
|---------------------------|-----|-------|
| Jeb Bush. | 2 | .73 |
| Ben Carson | 3 | 1.09 |
| Chris Christie. | 1 | .36 |
| Ted Cruz. | 93 | 33.82 |
| Carly Fiorina | 0 | |
| Lindsey Graham. | 0 | |
| Mike Huckabee | 0 | |
| John R. Kasich. | 43 | 15.64 |
| George Pataki | 0 | |
| Rand Paul | 1 | .36 |
| Marco Rubio. | 17 | 6.18 |
| Rick Santorum | 1 | .36 |
| Donald J. Trump | 111 | 40.36 |
| Uncommitted. | 3 | 1.09 |
| WRITE-IN. | 0 | |

PRES OF US CONG DIST 2

VOTE FOR 1

| | | |
|---------------------------|-----|-------|
| Jeb Bush. | 2 | .73 |
| Ben Carson | 3 | 1.09 |
| Chris Christie. | 1 | .36 |
| Ted Cruz. | 93 | 33.82 |
| Carly Fiorina | 0 | |
| Lindsey Graham. | 0 | |
| Mike Huckabee | 0 | |
| John R. Kasich. | 43 | 15.64 |
| George Pataki | 0 | |
| Rand Paul | 1 | .36 |
| Marco Rubio. | 17 | 6.18 |
| Rick Santorum | 1 | .36 |
| Donald J. Trump | 111 | 40.36 |
| Uncommitted. | 3 | 1.09 |
| WRITE-IN. | 0 | |

PRECINCT REPORT

MASON COUNTY
MICHIGAN CLOSED PRIMARY
MARCH 08, 2016
DEMOCRATIC PARTY

RUN DATE:03/08/16 08:57 PM

0011 CUSTER TOWNSHIP PCT1

VOTES PERCENT

PRES OF US DEM TOTAL

VOTE FOR 1

| | | |
|------------------------------------|----|-------|
| Hillary Clinton | 39 | 31.45 |
| Roque Rocky De La Fuente | 1 | .81 |
| Martin J. O'Malley | 0 | |
| Bernie Sanders. | 83 | 66.94 |
| Uncommitted. | 0 | |
| WRITE-IN. | 1 | .81 |

PRES OF US CONG DIST 2

VOTE FOR 1

| | | |
|------------------------------------|----|-------|
| Hillary Clinton | 39 | 31.45 |
| Roque Rocky De La Fuente | 1 | .81 |
| Martin J. O'Malley | 0 | |
| Bernie Sanders. | 83 | 66.94 |
| Uncommitted. | 0 | |
| WRITE-IN. | 1 | .81 |

PRECINCT REPORT

RUN DATE:03/08/16 09:48 PM

MASON COUNTY
MICHIGAN CLOSED PRIMARY
MARCH 08, 2016
STATISTICS

0012 EDEN TOWNSHIP PCT1

VOTES PERCENT

| | |
|-------------------------------------|-------|
| REGISTERED VOTERS - TOTAL | 399 |
| BALLOTS CAST - TOTAL. | 121 |
| VOTER TURNOUT - TOTAL | 30.33 |

PRECINCT REPORT

MASON COUNTY
MICHIGAN CLOSED PRIMARY
MARCH 08, 2016
REPUBLICAN PARTY

RUN DATE:03/08/16 09:48 PM

0012 EDEN TOWNSHIP PCT1

VOTES PERCENT

PRES OF US REP TOTAL

VOTE FOR 1

| | | |
|---------------------------|----|-------|
| Jeb Bush. | 0 | |
| Ben Carson | 0 | |
| Chris Christie. | 2 | 2.86 |
| Ted Cruz. | 24 | 34.29 |
| Carly Fiorina | 0 | |
| Lindsey Graham. | 0 | |
| Mike Huckabee | 0 | |
| John R. Kasich. | 12 | 17.14 |
| George Pataki | 0 | |
| Rand Paul | 0 | |
| Marco Rubio. | 4 | 5.71 |
| Rick Santorum | 0 | |
| Donald J. Trump | 28 | 40.00 |
| Uncommitted. | 0 | |
| WRITE-IN. | 0 | |

PRES OF US CONG DIST 2

VOTE FOR 1

| | | |
|---------------------------|----|-------|
| Jeb Bush. | 0 | |
| Ben Carson | 0 | |
| Chris Christie. | 2 | 2.86 |
| Ted Cruz. | 24 | 34.29 |
| Carly Fiorina | 0 | |
| Lindsey Graham. | 0 | |
| Mike Huckabee | 0 | |
| John R. Kasich. | 12 | 17.14 |
| George Pataki | 0 | |
| Rand Paul | 0 | |
| Marco Rubio. | 4 | 5.71 |
| Rick Santorum | 0 | |
| Donald J. Trump | 28 | 40.00 |
| Uncommitted. | 0 | |
| WRITE-IN. | 0 | |

PRECINCT REPORT

MASON COUNTY
MICHIGAN CLOSED PRIMARY
MARCH 08, 2016
DEMOCRATIC PARTY

RUN DATE:03/08/16 09:48 PM

0012 EDEN TOWNSHIP PCT1

VOTES PERCENT

PRES OF US DEM TOTAL

VOTE FOR 1

| | | |
|------------------------------------|----|-------|
| Hillary Clinton | 24 | 47.06 |
| Roque Rocky De La Fuente | 0 | |
| Martin J. O'Malley | 0 | |
| Bernie Sanders. | 27 | 52.94 |
| Uncommitted. | 0 | |
| WRITE-IN. | 0 | |

PRES OF US CONG DIST 2

VOTE FOR 1

| | | |
|------------------------------------|----|-------|
| Hillary Clinton | 24 | 47.06 |
| Roque Rocky De La Fuente | 0 | |
| Martin J. O'Malley | 0 | |
| Bernie Sanders. | 27 | 52.94 |
| Uncommitted. | 0 | |
| WRITE-IN. | 0 | |

PRECINCT REPORT

RUN DATE:03/08/16 09:29 PM

0013 FREE SOIL TOWNSHIP PCT1

MASON COUNTY
MICHIGAN CLOSED PRIMARY
MARCH 08, 2016
STATISTICS

VOTES PERCENT

| | | |
|-------------------------------------|-----|-------|
| REGISTERED VOTERS - TOTAL | 683 | |
| BALLOTS CAST - TOTAL. | 241 | |
| VOTER TURNOUT - TOTAL | | 35.29 |

PRECINCT REPORT

MASON COUNTY
MICHIGAN CLOSED PRIMARY
MARCH 08, 2016
REPUBLICAN PARTY

RUN DATE:03/08/16 09:29 PM

0013 FREE SOIL TOWNSHIP PCT1

VOTES PERCENT

PRES OF US REP TOTAL

VOTE FOR 1

| | | |
|---------------------------|----|-------|
| Jeb Bush. | 0 | |
| Ben Carson | 1 | .76 |
| Chris Christie. | 0 | |
| Ted Cruz. | 29 | 21.97 |
| Carly Fiorina | 0 | |
| Lindsey Graham. | 0 | |
| Mike Huckabee | 0 | |
| John R. Kasich. | 17 | 12.88 |
| George Pataki | 0 | |
| Rand Paul | 1 | .76 |
| Marco Rubio. | 8 | 6.06 |
| Rick Santorum | 0 | |
| Donald J. Trump | 75 | 56.82 |
| Uncommitted. | 1 | .76 |
| WRITE-IN. | 0 | |

PRES OF US CONG DIST 1

VOTE FOR 1

| | | |
|---------------------------|----|-------|
| Jeb Bush. | 0 | |
| Ben Carson | 1 | .76 |
| Chris Christie. | 0 | |
| Ted Cruz. | 29 | 21.97 |
| Carly Fiorina | 0 | |
| Lindsey Graham. | 0 | |
| Mike Huckabee | 0 | |
| John R. Kasich. | 17 | 12.88 |
| George Pataki | 0 | |
| Rand Paul | 1 | .76 |
| Marco Rubio. | 8 | 6.06 |
| Rick Santorum | 0 | |
| Donald J. Trump | 75 | 56.82 |
| Uncommittred | 1 | .76 |
| WRITE-IN. | 0 | |

PRECINCT REPORT

MASON COUNTY
MICHIGAN CLOSED PRIMARY
MARCH 08, 2016
DEMOCRATIC PARTY

RUN DATE:03/08/16 09:29 PM

0013 FREE SOIL TOWNSHIP PCT1

VOTES PERCENT

PRES OF US DEM TOTAL

VOTE FOR 1

| | | |
|------------------------------------|----|-------|
| Hillary Clinton | 41 | 37.61 |
| Roque Rocky De La Fuente | 0 | |
| Martin J. O'Malley | 0 | |
| Bernie Sanders. | 67 | 61.47 |
| Uncommitted. | 1 | .92 |
| WRITE-IN. | 0 | |

PRES OF US CONG DIST 1

VOTE FOR 1

| | | |
|------------------------------------|----|-------|
| Hillary Clinton | 41 | 37.61 |
| Roque Rocky De La Fuente | 0 | |
| Martin J. O'Malley | 0 | |
| Bernie Sanders. | 67 | 61.47 |
| Uncommitted. | 1 | .92 |
| WRITE-IN. | 0 | |

PRECINCT REPORT

RUN DATE:03/08/16 09:20 PM

0014 GRANT TOWNSHIP PCT1

MASON COUNTY
MICHIGAN CLOSED PRIMARY
MARCH 08, 2016
STATISTICS

| | VOTES | PERCENT |
|-------------------------------------|-------|---------|
| REGISTERED VOTERS - TOTAL | 806 | |
| BALLOTS CAST - TOTAL | 266 | |
| VOTER TURNOUT - TOTAL | | 33.00 |

PRECINCT REPORT

MASON COUNTY
MICHIGAN CLOSED PRIMARY
MARCH 08, 2016
REPUBLICAN PARTY

RUN DATE:03/08/16 09:20 PM

0014 GRANT TOWNSHIP PCT1

VOTES PERCENT

PRES OF US REP TOTAL

VOTE FOR 1

| | | |
|---------------------------|----|-------|
| Jeb Bush. | 1 | .69 |
| Ben Carson | 1 | .69 |
| Chris Christie. | 0 | |
| Ted Cruz. | 35 | 24.14 |
| Carly Fiorina | 0 | |
| Lindsey Graham. | 0 | |
| Mike Huckabee | 0 | |
| John R. Kasich. | 24 | 16.55 |
| George Pataki | 0 | |
| Rand Paul | 0 | |
| Marco Rubio. | 11 | 7.59 |
| Rick Santorum | 0 | |
| Donald J. Trump | 70 | 48.28 |
| Uncommitted. | 3 | 2.07 |
| WRITE-IN. | 0 | |

PRES OF US CONG DIST 1

VOTE FOR 1

| | | |
|---------------------------|----|-------|
| Jeb Bush. | 1 | .69 |
| Ben Carson | 1 | .69 |
| Chris Christie. | 0 | |
| Ted Cruz. | 35 | 24.14 |
| Carly Fiorina | 0 | |
| Lindsey Graham. | 0 | |
| Mike Huckabee | 0 | |
| John R. Kasich. | 24 | 16.55 |
| George Pataki | 0 | |
| Rand Paul | 0 | |
| Marco Rubio. | 11 | 7.59 |
| Rick Santorum | 0 | |
| Donald J. Trump | 70 | 48.28 |
| Uncommittred | 3 | 2.07 |
| WRITE-IN. | 0 | |

PRECINCT REPORT

MASON COUNTY
MICHIGAN CLOSED PRIMARY
MARCH 08, 2016
DEMOCRATIC PARTY

RUN DATE:03/08/16 09:20 PM

0014 GRANT TOWNSHIP PCT1

VOTES PERCENT

PRES OF US DEM TOTAL

VOTE FOR 1

| | | |
|------------------------------------|----|-------|
| Hillary Clinton | 62 | 51.24 |
| Roque Rocky De La Fuente | 0 | |
| Martin J. O'Malley | 0 | |
| Bernie Sanders. | 58 | 47.93 |
| Uncommitted. | 1 | .83 |
| WRITE-IN. | 0 | |

PRES OF US CONG DIST 1

VOTE FOR 1

| | | |
|------------------------------------|----|-------|
| Hillary Clinton | 62 | 51.24 |
| Roque Rocky De La Fuente | 0 | |
| Martin J. O'Malley | 0 | |
| Bernie Sanders. | 58 | 47.93 |
| Uncommitted. | 1 | .83 |
| WRITE-IN. | 0 | |

PRECINCT REPORT

MASON COUNTY
MICHIGAN CLOSED PRIMARY
MARCH 08, 2016
STATISTICS

RUN DATE:03/08/16 10:22 PM

0015 HAMLIN TOWNSHIP PCT1

VOTES PERCENT

| | |
|-------------------------------------|-------|
| REGISTERED VOTERS - TOTAL | 1130 |
| BALLOTS CAST - TOTAL | 439 |
| VOTER TURNOUT - TOTAL | 38.85 |

PRECINCT REPORT

MASON COUNTY
MICHIGAN CLOSED PRIMARY
MARCH 08, 2016
REPUBLICAN PARTY

RUN DATE:03/08/16 10:22 PM

0015 HAMLIN TOWNSHIP PCT1

VOTES PERCENT

PRES OF US REP TOTAL

VOTE FOR 1

| | | |
|---------------------------|-----|-------|
| Jeb Bush. | 2 | .71 |
| Ben Carson | 7 | 2.50 |
| Chris Christie. | 0 | |
| Ted Cruz. | 69 | 24.64 |
| Carly Fiorina | 0 | |
| Lindsey Graham. | 0 | |
| Mike Huckabee | 1 | .36 |
| John R. Kasich. | 56 | 20.00 |
| George Pataki | 1 | .36 |
| Rand Paul | 0 | |
| Marco Rubio. | 36 | 12.86 |
| Rick Santorum | 0 | |
| Donald J. Trump | 106 | 37.86 |
| Uncommitted. | 2 | .71 |
| WRITE-IN. | 0 | |

PRES OF US CONG DIST 1

VOTE FOR 1

| | | |
|---------------------------|-----|-------|
| Jeb Bush. | 2 | .71 |
| Ben Carson | 7 | 2.50 |
| Chris Christie. | 0 | |
| Ted Cruz. | 69 | 24.64 |
| Carly Fiorina | 0 | |
| Lindsey Graham. | 0 | |
| Mike Huckabee | 1 | .36 |
| John R. Kasich. | 56 | 20.00 |
| George Pataki | 1 | .36 |
| Rand Paul | 0 | |
| Marco Rubio. | 36 | 12.86 |
| Rick Santorum | 0 | |
| Donald J. Trump | 106 | 37.86 |
| Uncommittred | 2 | .71 |
| WRITE-IN. | 0 | |

PRECINCT REPORT

MASON COUNTY
MICHIGAN CLOSED PRIMARY
MARCH 08, 2016
DEMOCRATIC PARTY

RUN DATE:03/08/16 10:22 PM

0015 HAMLIN TOWNSHIP PCT1

VOTES PERCENT

PRES OF US DEM TOTAL

VOTE FOR 1

| | | |
|------------------------------------|----|-------|
| Hillary Clinton | 66 | 42.86 |
| Roque Rocky De La Fuente | 0 | |
| Martin J. O'Malley | 0 | |
| Bernie Sanders. | 87 | 56.49 |
| Uncommitted. | 1 | .65 |
| WRITE-IN. | 0 | |

PRES OF US CONG DIST 1

VOTE FOR 1

| | | |
|------------------------------------|----|-------|
| Hillary Clinton | 66 | 42.86 |
| Roque Rocky De La Fuente | 0 | |
| Martin J. O'Malley | 0 | |
| Bernie Sanders. | 87 | 56.49 |
| Uncommitted. | 1 | .65 |
| WRITE-IN. | 0 | |

MASON COUNTY
MICHIGAN CLOSED PRIMARY
MARCH 08, 2016

0015 HAMLIN TOWNSHIP PCT1

FIRE AUTHORITY PROPOSAL WESTERN FIRE AUTHORITY

[illegible]

PRECINCT REPORT

MASON COUNTY
MICHIGAN CLOSED PRIMARY
MARCH 08, 2016
STATISTICS

RUN DATE:03/08/16 10:23 PM

0016 HAMLIN TOWNSHIP PCT2

VOTES PERCENT

| | | | | | | | | |
|---------------------------|---|---|---|---|---|---|---|-------|
| REGISTERED VOTERS - TOTAL | . | . | . | . | . | . | . | 1932 |
| BALLOTS CAST - TOTAL | . | . | . | . | . | . | . | 721 |
| VOTER TURNOUT - TOTAL | . | . | . | . | . | . | . | 37.32 |

PRECINCT REPORT

MASON COUNTY
MICHIGAN CLOSED PRIMARY
MARCH 08, 2016
REPUBLICAN PARTY

RUN DATE:03/08/16 10:23 PM

0016 HAMLIN TOWNSHIP PCT2

VOTES PERCENT

PRES OF US REP TOTAL

VOTE FOR 1

| | | |
|---------------------------|-----|-------|
| Jeb Bush. | 1 | .21 |
| Ben Carson | 6 | 1.29 |
| Chris Christie. | 2 | .43 |
| Ted Cruz. | 143 | 30.69 |
| Carly Fiorina | 0 | |
| Lindsey Graham. | 0 | |
| Mike Huckabee | 1 | .21 |
| John R. Kasich. | 121 | 25.97 |
| George Pataki | 0 | |
| Rand Paul | 2 | .43 |
| Marco Rubio. | 46 | 9.87 |
| Rick Santorum | 2 | .43 |
| Donald J. Trump | 138 | 29.61 |
| Uncommitted. | 4 | .86 |
| WRITE-IN. | 0 | |

PRES OF US CONG DIST 1

VOTE FOR 1

| | | |
|---------------------------|----|-------|
| Jeb Bush. | 1 | .70 |
| Ben Carson | 1 | .70 |
| Chris Christie. | 2 | 1.41 |
| Ted Cruz. | 45 | 31.69 |
| Carly Fiorina | 0 | |
| Lindsey Graham. | 0 | |
| Mike Huckabee | 0 | |
| John R. Kasich. | 27 | 19.01 |
| George Pataki | 0 | |
| Rand Paul | 0 | |
| Marco Rubio. | 15 | 10.56 |
| Rick Santorum | 1 | .70 |
| Donald J. Trump | 48 | 33.80 |
| Uncommittred | 2 | 1.41 |
| WRITE-IN. | 0 | |

PRES OF US CONG DIST 2

VOTE FOR 1

| | | |
|---------------------------|----|-------|
| Jeb Bush. | 0 | |
| Ben Carson | 5 | 1.54 |
| Chris Christie. | 0 | |
| Ted Cruz. | 98 | 30.25 |
| Carly Fiorina | 0 | |
| Lindsey Graham. | 0 | |
| Mike Huckabee | 1 | .31 |
| John R. Kasich. | 94 | 29.01 |
| George Pataki | 0 | |
| Rand Paul | 2 | .62 |
| Marco Rubio. | 31 | 9.57 |
| Rick Santorum | 1 | .31 |
| Donald J. Trump | 90 | 27.78 |
| Uncommitted. | 2 | .62 |
| WRITE-IN. | 0 | |

PRECINCT REPORT

MASON COUNTY
MICHIGAN CLOSED PRIMARY
MARCH 08, 2016
DEMOCRATIC PARTY

RUN DATE:03/08/16 10:23 PM

0016 HAMLIN TOWNSHIP PCT2

VOTES PERCENT

PRES OF US DEM TOTAL

VOTE FOR 1

| | | |
|------------------------------------|-----|-------|
| Hillary Clinton | 95 | 39.26 |
| Roque Rocky De La Fuente | 0 | |
| Martin J. O'Malley | 0 | |
| Bernie Sanders. | 144 | 59.50 |
| Uncommitted. | 3 | 1.24 |
| WRITE-IN. | 0 | |

PRES OF US CONG DIST 1

VOTE FOR 1

| | | |
|------------------------------------|----|-------|
| Hillary Clinton | 16 | 34.04 |
| Roque Rocky De La Fuente | 0 | |
| Martin J. O'Malley | 0 | |
| Bernie Sanders. | 31 | 65.96 |
| Uncommitted. | 0 | |
| WRITE-IN. | 0 | |

PRES OF US CONG DIST 2

VOTE FOR 1

| | | |
|------------------------------------|-----|-------|
| Hillary Clinton | 79 | 40.51 |
| Roque Rocky De La Fuente | 0 | |
| Martin J. O'Malley | 0 | |
| Bernie Sanders. | 113 | 57.95 |
| Uncommitted. | 3 | 1.54 |
| WRITE-IN. | 0 | |

MASON COUNTY
MICHIGAN CLOSED PRIMARY
MARCH 08, 2016

MARCH 08, 2016

| VOTES | | PERCENT | |
|-------|-----|---------|-----|
| 1 | 1 | 1 | 1 |
| 2 | 2 | 2 | 2 |
| 3 | 3 | 3 | 3 |
| 4 | 4 | 4 | 4 |
| 5 | 5 | 5 | 5 |
| 6 | 6 | 6 | 6 |
| 7 | 7 | 7 | 7 |
| 8 | 8 | 8 | 8 |
| 9 | 9 | 9 | 9 |
| 10 | 10 | 10 | 10 |
| 11 | 11 | 11 | 11 |
| 12 | 12 | 12 | 12 |
| 13 | 13 | 13 | 13 |
| 14 | 14 | 14 | 14 |
| 15 | 15 | 15 | 15 |
| 16 | 16 | 16 | 16 |
| 17 | 17 | 17 | 17 |
| 18 | 18 | 18 | 18 |
| 19 | 19 | 19 | 19 |
| 20 | 20 | 20 | 20 |
| 21 | 21 | 21 | 21 |
| 22 | 22 | 22 | 22 |
| 23 | 23 | 23 | 23 |
| 24 | 24 | 24 | 24 |
| 25 | 25 | 25 | 25 |
| 26 | 26 | 26 | 26 |
| 27 | 27 | 27 | 27 |
| 28 | 28 | 28 | 28 |
| 29 | 29 | 29 | 29 |
| 30 | 30 | 30 | 30 |
| 31 | 31 | 31 | 31 |
| 32 | 32 | 32 | 32 |
| 33 | 33 | 33 | 33 |
| 34 | 34 | 34 | 34 |
| 35 | 35 | 35 | 35 |
| 36 | 36 | 36 | 36 |
| 37 | 37 | 37 | 37 |
| 38 | 38 | 38 | 38 |
| 39 | 39 | 39 | 39 |
| 40 | 40 | 40 | 40 |
| 41 | 41 | 41 | 41 |
| 42 | 42 | 42 | 42 |
| 43 | 43 | 43 | 43 |
| 44 | 44 | 44 | 44 |
| 45 | 45 | 45 | 45 |
| 46 | 46 | 46 | 46 |
| 47 | 47 | 47 | 47 |
| 48 | 48 | 48 | 48 |
| 49 | 49 | 49 | 49 |
| 50 | 50 | 50 | 50 |
| 51 | 51 | 51 | 51 |
| 52 | 52 | 52 | 52 |
| 53 | 53 | 53 | 53 |
| 54 | 54 | 54 | 54 |
| 55 | 55 | 55 | 55 |
| 56 | 56 | 56 | 56 |
| 57 | 57 | 57 | 57 |
| 58 | 58 | 58 | 58 |
| 59 | 59 | 59 | 59 |
| 60 | 60 | 60 | 60 |
| 61 | 61 | 61 | 61 |
| 62 | 62 | 62 | 62 |
| 63 | 63 | 63 | 63 |
| 64 | 64 | 64 | 64 |
| 65 | 65 | 65 | 65 |
| 66 | 66 | 66 | 66 |
| 67 | 67 | 67 | 67 |
| 68 | 68 | 68 | 68 |
| 69 | 69 | 69 | 69 |
| 70 | 70 | 70 | 70 |
| 71 | 71 | 71 | 71 |
| 72 | 72 | 72 | 72 |
| 73 | 73 | 73 | 73 |
| 74 | 74 | 74 | 74 |
| 75 | 75 | 75 | 75 |
| 76 | 76 | 76 | 76 |
| 77 | 77 | 77 | 77 |
| 78 | 78 | 78 | 78 |
| 79 | 79 | 79 | 79 |
| 80 | 80 | 80 | 80 |
| 81 | 81 | 81 | 81 |
| 82 | 82 | 82 | 82 |
| 83 | 83 | 83 | 83 |
| 84 | 84 | 84 | 84 |
| 85 | 85 | 85 | 85 |
| 86 | 86 | 86 | 86 |
| 87 | 87 | 87 | 87 |
| 88 | 88 | 88 | 88 |
| 89 | 89 | 89 | 89 |
| 90 | 90 | 90 | 90 |
| 91 | 91 | 91 | 91 |
| 92 | 92 | 92 | 92 |
| 93 | 93 | 93 | 93 |
| 94 | 94 | 94 | 94 |
| 95 | 95 | 95 | 95 |
| 96 | 96 | 96 | 96 |
| 97 | 97 | 97 | 97 |
| 98 | 98 | 98 | 98 |
| 99 | 99 | 99 | 99 |
| 100 | 100 | 100 | 100 |

VOTE FOR 1

[illegible]

PRECINCT REPORT

RUN DATE:03/08/16 11:36 PM

0017 LOGAN TOWNSHIP PCT1

MASON COUNTY
MICHIGAN CLOSED PRIMARY
MARCH 08, 2016
STATISTICS

| | VOTES | PERCENT |
|-------------------------------------|-------|---------|
| REGISTERED VOTERS - TOTAL | 254 | |
| BALLOTS CAST - TOTAL. | 90 | |
| VOTER TURNOUT - TOTAL | | 35.43 |

PRECINCT REPORT

MASON COUNTY
MICHIGAN CLOSED PRIMARY
MARCH 08, 2016
REPUBLICAN PARTY

RUN DATE:03/08/16 11:36 PM

0017 LOGAN TOWNSHIP PCT1

VOTES PERCENT

PRES OF US REP TOTAL

VOTE FOR 1

| | | |
|---------------------------|----|-------|
| Jeb Bush. | 0 | |
| Ben Carson | 0 | |
| Chris Christie. | 0 | |
| Ted Cruz. | 22 | 35.48 |
| Carly Fiorina | 0 | |
| Lindsey Graham. | 0 | |
| Mike Huckabee | 0 | |
| John R. Kasich. | 5 | 8.06 |
| George Pataki | 0 | |
| Rand Paul | 0 | |
| Marco Rubio. | 3 | 4.84 |
| Rick Santorum | 0 | |
| Donald J. Trump | 31 | 50.00 |
| Uncommitted. | 1 | 1.61 |
| WRITE-IN. | 0 | |

PRES OF US CONG DIST 2

VOTE FOR 1

| | | |
|---------------------------|----|-------|
| Jeb Bush. | 0 | |
| Ben Carson | 0 | |
| Chris Christie. | 0 | |
| Ted Cruz. | 22 | 35.48 |
| Carly Fiorina | 0 | |
| Lindsey Graham. | 0 | |
| Mike Huckabee | 0 | |
| John R. Kasich. | 5 | 8.06 |
| George Pataki | 0 | |
| Rand Paul | 0 | |
| Marco Rubio. | 3 | 4.84 |
| Rick Santorum | 0 | |
| Donald J. Trump | 31 | 50.00 |
| Uncommitted. | 1 | 1.61 |
| WRITE-IN. | 0 | |

PRECINCT REPORT

MASON COUNTY
MICHIGAN CLOSED PRIMARY
MARCH 08, 2016
DEMOCRATIC PARTY

RUN DATE:03/08/16 11:36 PM

0017 LOGAN TOWNSHIP PCT1

VOTES PERCENT

PRES OF US DEM TOTAL

VOTE FOR 1

| | | |
|------------------------------------|----|-------|
| Hillary Clinton | 18 | 64.29 |
| Roque Rocky De La Fuente | 0 | |
| Martin J. O'Malley | 0 | |
| Bernie Sanders. | 10 | 35.71 |
| Uncommitted. | 0 | |
| WRITE-IN. | 0 | |

PRES OF US CONG DIST 2

VOTE FOR 1

| | | |
|------------------------------------|----|-------|
| Hillary Clinton | 18 | 64.29 |
| Roque Rocky De La Fuente | 0 | |
| Martin J. O'Malley | 0 | |
| Bernie Sanders. | 10 | 35.71 |
| Uncommitted. | 0 | |
| WRITE-IN. | 0 | |

PRECINCT REPORT

MASON COUNTY
MICHIGAN CLOSED PRIMARY
MARCH 08, 2016
STATISTICS

RUN DATE:03/08/16 09:13 PM

0018 MEADE TOWNSHIP PCT1

VOTES PERCENT

| | | | | | | | |
|---------------------------|---|---|---|---|---|---|-------|
| REGISTERED VOTERS - TOTAL | . | * | * | * | * | * | 132 |
| BALLOTS CAST - TOTAL | . | . | * | * | * | * | 49 |
| VOTER TURNOUT - TOTAL | . | . | * | * | * | * | 37.12 |

PRECINCT REPORT

MASON COUNTY
MICHIGAN CLOSED PRIMARY
MARCH 08, 2016
REPUBLICAN PARTY

RUN DATE:03/08/16 09:13 PM

0018 MEADE TOWNSHIP PCT1

VOTES PERCENT

PRES OF US REP TOTAL

VOTE FOR 1

| | | |
|---------------------------|----|-------|
| Jeb Bush. | 0 | |
| Ben Carson | 0 | |
| Chris Christie. | 0 | |
| Ted Cruz. | 9 | 27.27 |
| Carly Fiorina | 0 | |
| Lindsey Graham. | 0 | |
| Mike Huckabee | 0 | |
| John R. Kasich. | 7 | 21.21 |
| George Pataki | 0 | |
| Rand Paul | 0 | |
| Marco Rubio. | 5 | 15.15 |
| Rick Santorum | 0 | |
| Donald J. Trump | 12 | 36.36 |
| Uncommitted. | 0 | |
| WRITE-IN. | 0 | |

PRES OF US CONG DIST 1

VOTE FOR 1

| | | |
|---------------------------|----|-------|
| Jeb Bush. | 0 | |
| Ben Carson | 0 | |
| Chris Christie. | 0 | |
| Ted Cruz. | 9 | 27.27 |
| Carly Fiorina | 0 | |
| Lindsey Graham. | 0 | |
| Mike Huckabee | 0 | |
| John R. Kasich. | 7 | 21.21 |
| George Pataki | 0 | |
| Rand Paul | 0 | |
| Marco Rubio. | 5 | 15.15 |
| Rick Santorum | 0 | |
| Donald J. Trump | 12 | 36.36 |
| Uncommittred | 0 | |
| WRITE-IN. | 0 | |

PRECINCT REPORT

MASON COUNTY
MICHIGAN CLOSED PRIMARY
MARCH 08, 2016
DEMOCRATIC PARTY

RUN DATE:03/08/16 09:13 PM

0018 MEADE TOWNSHIP PCT1

VOTES PERCENT

PRES OF US DEM TOTAL

VOTE FOR 1

| | | |
|------------------------------------|----|-------|
| Hillary Clinton | 6 | 37.50 |
| Roque Rocky De La Fuente | 0 | |
| Martin J. O'Malley | 0 | |
| Bernie Sanders. | 10 | 62.50 |
| Uncommitted. | 0 | |
| WRITE-IN. | 0 | |

PRES OF US CONG DIST 1

VOTE FOR 1

| | | |
|------------------------------------|----|-------|
| Hillary Clinton | 6 | 37.50 |
| Roque Rocky De La Fuente | 0 | |
| Martin J. O'Malley | 0 | |
| Bernie Sanders. | 10 | 62.50 |
| Uncommitted. | 0 | |
| WRITE-IN. | 0 | |

MASON COUNTY
MICHIGAN CLOSED PRIMARY
MARCH 08, 2016

0018 MEADE TOWNSHIP PCT1

SCHOOL DISTRICT MILLAGE RENEWAL PROP KALEVA NORMAN
DICKSON SCHOOL DISTRICT

[illegible]

PRECINCT REPORT

RUN DATE:03/08/16 09:28 PM

MASON COUNTY
MICHIGAN CLOSED PRIMARY
MARCH 08, 2016
STATISTICS

0019 PM TOWNSHIP PCT1

VOTES PERCENT

| | |
|-------------------------------------|-------|
| REGISTERED VOTERS - TOTAL | 549 |
| BALLOTS CAST - TOTAL | 249 |
| VOTER TURNOUT - TOTAL | 45.36 |

PRECINCT REPORT

MASON COUNTY
MICHIGAN CLOSED PRIMARY
MARCH 08, 2016
REPUBLICAN PARTY

RUN DATE:03/08/16 09:28 PM

0019 PM TOWNSHIP PCT1

VOTES PERCENT

PRES OF US REP TOTAL

VOTE FOR 1

| | | |
|---------------------------|----|-------|
| Jeb Bush. | 0 | |
| Ben Carson | 3 | 1.69 |
| Chris Christie. | 0 | |
| Ted Cruz. | 74 | 41.81 |
| Carly Fiorina | 0 | |
| Lindsey Graham. | 0 | |
| Mike Huckabee | 0 | |
| John R. Kasich. | 43 | 24.29 |
| George Pataki | 1 | .56 |
| Rand Paul | 1 | .56 |
| Marco Rubio. | 13 | 7.34 |
| Rick Santorum | 0 | |
| Donald J. Trump | 40 | 22.60 |
| Uncommitted. | 2 | 1.13 |
| WRITE-IN. | 0 | |

PRES OF US CONG DIST 2

VOTE FOR 1

| | | |
|---------------------------|----|-------|
| Jeb Bush. | 0 | |
| Ben Carson | 3 | 1.69 |
| Chris Christie. | 0 | |
| Ted Cruz. | 74 | 41.81 |
| Carly Fiorina | 0 | |
| Lindsey Graham. | 0 | |
| Mike Huckabee | 0 | |
| John R. Kasich. | 43 | 24.29 |
| George Pataki | 1 | .56 |
| Rand Paul | 1 | .56 |
| Marco Rubio. | 13 | 7.34 |
| Rick Santorum | 0 | |
| Donald J. Trump | 40 | 22.60 |
| Uncommitted. | 2 | 1.13 |
| WRITE-IN. | 0 | |

PRECINCT REPORT

MASON COUNTY
MICHIGAN CLOSED PRIMARY
MARCH 08, 2016
DEMOCRATIC PARTY

RUN DATE:03/08/16 09:28 PM

0019 PH TOWNSHIP PCT1

VOTES PERCENT

PRES OF US DEM TOTAL

VOTE FOR 1

| | | |
|------------------------------------|----|-------|
| Hillary Clinton | 24 | 35.29 |
| Roque Rocky De La Fuente | 0 | |
| Martin J. O'Malley | 0 | |
| Bernie Sanders. | 44 | 64.71 |
| Uncommitted. | 0 | |
| WRITE-IN. | 0 | |

PRES OF US CONG DIST 2

VOTE FOR 1

| | | |
|------------------------------------|----|-------|
| Hillary Clinton | 24 | 35.29 |
| Roque Rocky De La Fuente | 0 | |
| Martin J. O'Malley | 0 | |
| Bernie Sanders. | 44 | 64.71 |
| Uncommitted. | 0 | |
| WRITE-IN. | 0 | |

MASON COUNTY
MICHIGAN CLOSED PRIMARY
MARCH 08, 2016

MARCH 08, 2016

| | VOTES | PERCENT |
|-------------|-------|---------|
| For | 1,000 | 75.00 |
| Against | 300 | 25.00 |
| Abstentions | 0 | 0.00 |
| Blank | 0 | 0.00 |
| Invalid | 0 | 0.00 |
| Total | 1,300 | 100.00 |

VOTE FOR 1

| | | |
|---------------|-----|-------|
| YES | 204 | 86.08 |
| NO. | 33 | 13.92 |

PRECINCT REPORT

RUN DATE:03/08/16 09:13 PM

0020 PM TOWNSHIP PCT2

MASON COUNTY
MICHIGAN CLOSED PRIMARY
MARCH 08, 2016
STATISTICS

VOTES PERCENT

| | |
|-------------------------------------|-------|
| REGISTERED VOTERS - TOTAL | 1333 |
| BALLOTS CAST - TOTAL. | 540 |
| VOTER TURNOUT - TOTAL | 40.51 |

PRECINCT REPORT

MASON COUNTY
MICHIGAN CLOSED PRIMARY
MARCH 08, 2016
REPUBLICAN PARTY

RUN DATE:03/08/16 09:13 PM

0020 PM TOWNSHIP PCT2

VOTES PERCENT

PRES OF US REP TOTAL

VOTE FOR 1

| | | |
|---------------------------|-----|-------|
| Jeb Bush. | 2 | .56 |
| Ben Carson | 3 | .85 |
| Chris Christie. | 1 | .28 |
| Ted Cruz. | 112 | 31.64 |
| Carly Fiorina | 0 | |
| Lindsey Graham. | 0 | |
| Mike Huckabee | 2 | .56 |
| John R. Kasich. | 75 | 21.19 |
| George Pataki | 0 | |
| Rand Paul | 1 | .28 |
| Marco Rubio. | 35 | 9.89 |
| Rick Santorum | 0 | |
| Donald J. Trump | 116 | 32.77 |
| Uncommitted. | 6 | 1.69 |
| WRITE-IN. | 1 | .28 |

PRES OF US CONG DIST 2

VOTE FOR 1

| | | |
|---------------------------|-----|-------|
| Jeb Bush. | 2 | .56 |
| Ben Carson | 3 | .85 |
| Chris Christie. | 1 | .28 |
| Ted Cruz. | 112 | 31.64 |
| Carly Fiorina | 0 | |
| Lindsey Graham. | 0 | |
| Mike Huckabee | 2 | .56 |
| John R. Kasich. | 75 | 21.19 |
| George Pataki | 0 | |
| Rand Paul | 1 | .28 |
| Marco Rubio. | 35 | 9.89 |
| Rick Santorum | 0 | |
| Donald J. Trump | 116 | 32.77 |
| Uncommitted. | 6 | 1.69 |
| WRITE-IN. | 1 | .28 |

PRECINCT REPORT

MASON COUNTY
MICHIGAN CLOSED PRIMARY
MARCH 08, 2016
DEMOCRATIC PARTY

RUN DATE:03/08/16 09:13 PM

0020 PM TOWNSHIP PCT2

VOTES PERCENT

PRES OF US DEM TOTAL

VOTE FOR 1

| | | |
|------------------------------------|-----|-------|
| Hillary Clinton | 70 | 39.77 |
| Roque Rocky De La Fuente | 0 | |
| Martin J. O'Malley | 1 | .57 |
| Bernie Sanders. | 100 | 56.82 |
| Uncommitted. | 5 | 2.84 |
| WRITE-IN. | 0 | |

PRES OF US CONG DIST 2

VOTE FOR 1

| | | |
|------------------------------------|-----|-------|
| Hillary Clinton | 70 | 39.77 |
| Roque Rocky De La Fuente | 0 | |
| Martin J. O'Malley | 1 | .57 |
| Bernie Sanders. | 100 | 56.82 |
| Uncommitted. | 5 | 2.84 |
| WRITE-IN. | 0 | |

MASON COUNTY
MICHIGAN CLOSED PRIMARY
MARCH 08, 2016

MASON COUNTY
MICHIGAN CLOSED PRIMARY
MARCH 08, 2016

| VOTES | PERCENT |
|-------|---------|
|-------|---------|

| VOTES | PERCENT |
|-------|---------|
|-------|---------|

| VOTES | PERCENT |
|-------|---------|
|-------|---------|

| VOTES | PERCENT |
|-------|---------|
|-------|---------|

PRECINCT REPORT

RUN DATE:03/08/16 09:36 PM

0021 RIVERTON TOWNSHIP PCT1

MASON COUNTY
MICHIGAN CLOSED PRIMARY
MARCH 08, 2016
STATISTICS

| | VOTES | PERCENT |
|-------------------------------------|-------|---------|
| REGISTERED VOTERS - TOTAL | 870 | |
| BALLOTS CAST - TOTAL | 342 | |
| VOTER TURNOUT - TOTAL | | 39.31 |

PRECINCT REPORT

MASON COUNTY
MICHIGAN CLOSED PRIMARY
MARCH 08, 2016
REPUBLICAN PARTY

RUN DATE:03/08/16 09:36 PM

0021 RIVERTON TOWNSHIP PCT1

VOTES PERCENT

PRES OF US REP TOTAL

VOTE FOR 1

| | | |
|---------------------------|----|-------|
| Jeb Bush. | 0 | |
| Ben Carson | 2 | .80 |
| Chris Christie. | 1 | .40 |
| Ted Cruz. | 84 | 33.73 |
| Carly Fiorina | 0 | |
| Lindsey Graham. | 0 | |
| Mike Huckabee | 0 | |
| John R. Kasich. | 45 | 18.07 |
| George Pataki | 0 | |
| Rand Paul | 0 | |
| Marco Rubio. | 17 | 6.83 |
| Rick Santorum | 0 | |
| Donald J. Trump | 96 | 38.55 |
| Uncommitted. | 4 | 1.61 |
| WRITE-IN. | 0 | |

PRES OF US CONG DIST 2

VOTE FOR 1

| | | |
|---------------------------|----|-------|
| Jeb Bush. | 0 | |
| Ben Carson | 2 | .80 |
| Chris Christie. | 1 | .40 |
| Ted Cruz. | 84 | 33.73 |
| Carly Fiorina | 0 | |
| Lindsey Graham. | 0 | |
| Mike Huckabee | 0 | |
| John R. Kasich. | 45 | 18.07 |
| George Pataki | 0 | |
| Rand Paul | 0 | |
| Marco Rubio. | 17 | 6.83 |
| Rick Santorum | 0 | |
| Donald J. Trump | 96 | 38.55 |
| Uncommitted. | 4 | 1.61 |
| WRITE-IN. | 0 | |

PRECINCT REPORT

MASON COUNTY
MICHIGAN CLOSED PRIMARY
MARCH 08, 2016
DEMOCRATIC PARTY

RUN DATE:03/08/16 09:36 PM

0021 RIVERTON TOWNSHIP PCT1

VOTES PERCENT

PRES OF US DEM TOTAL

| | | |
|------------------------------------|----|-------|
| VOTE FOR 1 | | |
| Hillary Clinton | 44 | 47.83 |
| Roque Rocky De La Fuente | 0 | |
| Martin J. O'Malley | 1 | 1.09 |
| Bernie Sanders. | 47 | 51.09 |
| Uncommitted. | 0 | |
| WRITE-IN. | 0 | |

PRES OF US CONG DIST 2

| | | |
|------------------------------------|----|-------|
| VOTE FOR 1 | | |
| Hillary Clinton | 44 | 47.83 |
| Roque Rocky De La Fuente | 0 | |
| Martin J. O'Malley | 1 | 1.09 |
| Bernie Sanders. | 47 | 51.09 |
| Uncommitted. | 0 | |
| WRITE-IN. | 0 | |

PRECINCT REPORT

RUN DATE:03/08/16 09:48 PM

MASON COUNTY
MICHIGAN CLOSED PRIMARY
MARCH 08, 2016
STATISTICS

0022 SHERIDAN TOWNSHIP PCT1

VOTES PERCENT

| | |
|-------------------------------------|-------|
| REGISTERED VOTERS - TOTAL | 743 |
| BALLOTS CAST - TOTAL. | 258 |
| VOTER TURNOUT - TOTAL | 34.72 |

PRECINCT REPORT

MASON COUNTY
MICHIGAN CLOSED PRIMARY
MARCH 08, 2016
REPUBLICAN PARTY

RUN DATE:03/08/16 09:48 PM

0022 SHERIDAN TOWNSHIP PCT1

VOTES PERCENT

PRES OF US REP TOTAL

VOTE FOR 1

| | | |
|---------------------------|----|-------|
| Jeb Bush. | 1 | .69 |
| Ben Carson | 3 | 2.07 |
| Chris Christie. | 0 | |
| Ted Cruz. | 33 | 22.76 |
| Carly Fiorina | 0 | |
| Lindsey Graham. | 0 | |
| Mike Huckabee | 1 | .69 |
| John R. Kasich. | 35 | 24.14 |
| George Pataki | 0 | |
| Rand Paul | 0 | |
| Marco Rubio. | 8 | 5.52 |
| Rick Santorum | 1 | .69 |
| Donald J. Trump | 61 | 42.07 |
| Uncommitted. | 2 | 1.38 |
| WRITE-IN. | 0 | |

PRES OF US CONG DIST 1

VOTE FOR 1

| | | |
|---------------------------|----|-------|
| Jeb Bush. | 1 | .69 |
| Ben Carson | 3 | 2.07 |
| Chris Christie. | 0 | |
| Ted Cruz. | 33 | 22.76 |
| Carly Fiorina | 0 | |
| Lindsey Graham. | 0 | |
| Mike Huckabee | 1 | .69 |
| John R. Kasich. | 35 | 24.14 |
| George Pataki | 0 | |
| Rand Paul | 0 | |
| Marco Rubio. | 8 | 5.52 |
| Rick Santorum | 1 | .69 |
| Donald J. Trump | 61 | 42.07 |
| Uncommittred | 2 | 1.38 |
| WRITE-IN. | 0 | |

PRECINCT REPORT

MASON COUNTY
MICHIGAN CLOSED PRIMARY
MARCH 08, 2016
DEMOCRATIC PARTY

RUN DATE:03/08/16 09:48 PM

0022 SHERIDAN TOWNSHIP PCT1

VOTES PERCENT

PRES OF US DEM TOTAL

VOTE FOR 1

| | | |
|------------------------------------|----|-------|
| Hillary Clinton | 56 | 49.56 |
| Roque Rocky De La Fuente | 0 | |
| Martin J. O'Malley | 0 | |
| Bernie Sanders. | 54 | 47.79 |
| Uncommitted. | 3 | 2.65 |
| WRITE-IN. | 0 | |

PRES OF US CONG DIST 1

VOTE FOR 1

| | | |
|------------------------------------|----|-------|
| Hillary Clinton | 56 | 49.56 |
| Roque Rocky De La Fuente | 0 | |
| Martin J. O'Malley | 0 | |
| Bernie Sanders. | 54 | 47.79 |
| Uncommitted. | 3 | 2.65 |
| WRITE-IN. | 0 | |

PRECINCT REPORT

RUN DATE:03/08/16 09:55 PM

0023 SHERMAN TOWNSHIP PCT1

MASON COUNTY
MICHIGAN CLOSED PRIMARY
MARCH 08, 2016
STATISTICS

VOTES PERCENT

| | | | | | | | |
|---------------------------|---|---|---|---|---|---|-------|
| REGISTERED VOTERS - TOTAL | . | . | . | . | . | . | 869 |
| BALLOTS CAST - TOTAL | . | . | . | . | . | . | 304 |
| VOTER TURNOUT - TOTAL | . | . | . | . | . | . | 34.98 |

PRECINCT REPORT

MASON COUNTY
MICHIGAN CLOSED PRIMARY
MARCH 08, 2016
REPUBLICAN PARTY

RUN DATE:03/08/16 09:55 PM

0023 SHERMAN TOWNSHIP PCT1

VOTES PERCENT

PRES OF US REP TOTAL

VOTE FOR 1

| | | |
|---------------------------|----|-------|
| Jeb Bush. | 0 | |
| Ben Carson | 0 | |
| Chris Christie. | 0 | |
| Ted Cruz. | 60 | 30.77 |
| Carly Fiorina | 0 | |
| Lindsey Graham. | 0 | |
| Mike Huckabee | 1 | .51 |
| John R. Kasich. | 22 | 11.28 |
| George Pataki | 0 | |
| Rand Paul | 1 | .51 |
| Marco Rubio. | 21 | 10.77 |
| Rick Santorum | 0 | |
| Donald J. Trump | 88 | 45.13 |
| Uncommitted. | 2 | 1.03 |
| WRITE-IN. | 0 | |

PRES OF US CONG DIST 1

VOTE FOR 1

| | | |
|---------------------------|----|-------|
| Jeb Bush. | 0 | |
| Ben Carson | 0 | |
| Chris Christie. | 0 | |
| Ted Cruz. | 60 | 30.77 |
| Carly Fiorina | 0 | |
| Lindsey Graham. | 0 | |
| Mike Huckabee | 1 | .51 |
| John R. Kasich. | 22 | 11.28 |
| George Pataki | 0 | |
| Rand Paul | 1 | .51 |
| Marco Rubio. | 21 | 10.77 |
| Rick Santorum | 0 | |
| Donald J. Trump | 88 | 45.13 |
| Uncommittred | 2 | 1.03 |
| WRITE-IN. | 0 | |

PRECINCT REPORT

MASON COUNTY
MICHIGAN CLOSED PRIMARY
MARCH 08, 2016
DEMOCRATIC PARTY

RUN DATE:03/08/16 09:55 PM

0023 SHERMAN TOWNSHIP PCT1

VOTES PERCENT

PRES OF US DEM TOTAL

VOTE FOR 1

| | | |
|------------------------------------|----|-------|
| Hillary Clinton | 39 | 35.78 |
| Roque Rocky De La Fuente | 0 | |
| Martin J. O'Malley | 0 | |
| Bernie Sanders. | 67 | 61.47 |
| Uncommitted. | 3 | 2.75 |
| WRITE-IN. | 0 | |

PRES OF US CONG DIST 1

VOTE FOR 1

| | | |
|------------------------------------|----|-------|
| Hillary Clinton | 39 | 35.78 |
| Roque Rocky De La Fuente | 0 | |
| Martin J. O'Malley | 0 | |
| Bernie Sanders. | 67 | 61.47 |
| Uncommitted. | 3 | 2.75 |
| WRITE-IN. | 0 | |

PRECINCT REPORT

RUN DATE:03/08/16 09:23 PM

MASON COUNTY
MICHIGAN CLOSED PRIMARY
MARCH 08, 2016
STATISTICS

0024 SUMMIT TOWNSHIP PCT1

VOTES PERCENT

| | |
|-------------------------------------|-------|
| REGISTERED VOTERS - TOTAL | 828 |
| BALLOTS CAST - TOTAL | 309 |
| VOTER TURNOUT - TOTAL | 37.32 |

PRECINCT REPORT

MASON COUNTY
MICHIGAN CLOSED PRIMARY
MARCH 08, 2016
REPUBLICAN PARTY

RUN DATE:03/08/16 09:23 PM

0024 SUMMIT TOWNSHIP PCT1

VOTES PERCENT

PRES OF US REP TOTAL

VOTE FOR 1

| | | |
|---------------------------|----|-------|
| Jeb Bush. | 4 | 2.07 |
| Ben Carson | 5 | 2.59 |
| Chris Christie. | 1 | .52 |
| Ted Cruz. | 62 | 32.12 |
| Carly Fiorina | 0 | |
| Lindsey Graham. | 0 | |
| Mike Huckabee | 0 | |
| John R. Kasich. | 36 | 18.65 |
| George Pataki | 0 | |
| Rand Paul | 0 | |
| Marco Rubio. | 15 | 7.77 |
| Rick Santorum | 0 | |
| Donald J. Trump | 69 | 35.75 |
| Uncommitted. | 1 | .52 |
| WRITE-IN. | 0 | |

PRES OF US CONG DIST 2

VOTE FOR 1

| | | |
|---------------------------|----|-------|
| Jeb Bush. | 4 | 2.07 |
| Ben Carson | 5 | 2.59 |
| Chris Christie. | 1 | .52 |
| Ted Cruz. | 62 | 32.12 |
| Carly Fiorina | 0 | |
| Lindsey Graham. | 0 | |
| Mike Huckabee | 0 | |
| John R. Kasich. | 36 | 18.65 |
| George Pataki | 0 | |
| Rand Paul | 0 | |
| Marco Rubio. | 15 | 7.77 |
| Rick Santorum | 0 | |
| Donald J. Trump | 69 | 35.75 |
| Uncommitted. | 1 | .52 |
| WRITE-IN. | 0 | |

PRECINCT REPORT

RUN DATE:03/08/16 09:23 PM

0024 SUMMIT TOWNSHIP PCT1

MASON COUNTY
MICHIGAN CLOSED PRIMARY
MARCH 08, 2016
DEMOCRATIC PARTY

| | | VOTES | PERCENT |
|------------------------------------|--|-------|---------|
| PRES OF US DEM TOTAL | | | |
| VOTE FOR 1 | | | |
| Hillary Clinton | | 46 | 39.66 |
| Roque Rocky De La Fuente | | 0 | |
| Martin J. O'Malley | | 0 | |
| Bernie Sanders. | | 69 | 59.48 |
| Uncommitted. | | 1 | .86 |
| WRITE-IN. | | 0 | |

| | | | |
|------------------------------------|--|----|-------|
| PRES OF US CONG DIST 2 | | | |
| VOTE FOR 1 | | | |
| Hillary Clinton | | 46 | 39.66 |
| Roque Rocky De La Fuente | | 0 | |
| Martin J. O'Malley | | 0 | |
| Bernie Sanders. | | 69 | 59.48 |
| Uncommitted. | | 1 | .86 |
| WRITE-IN. | | 0 | |

PRECINCT REPORT

MASON COUNTY
MICHIGAN CLOSED PRIMARY
MARCH 08, 2016
STATISTICS

RUN DATE:03/08/16 09:19 PM

0025 VICTORY TOWNSHIP PCT1

VOTES PERCENT

| | | | | | | | | |
|---------------------------|---|---|---|---|---|---|---|-------|
| REGISTERED VOTERS - TOTAL | . | . | . | . | . | . | . | 1086 |
| BALLOTS CAST - TOTAL | . | . | . | . | . | . | . | 376 |
| VOTER TURNOUT - TOTAL | . | . | . | . | . | . | . | 34.62 |

PRECINCT REPORT

MASON COUNTY
MICHIGAN CLOSED PRIMARY
MARCH 08, 2016
REPUBLICAN PARTY

RUN DATE:03/08/16 09:19 PM

0025 VICTORY TOWNSHIP PCT1

VOTES PERCENT

PRES OF US REP TOTAL

VOTE FOR 1

| | | |
|---------------------------|----|-------|
| Jeb Bush. | 0 | |
| Ben Carson | 6 | 2.27 |
| Chris Christie. | 0 | |
| Ted Cruz. | 81 | 30.68 |
| Carly Fiorina | 0 | |
| Lindsey Graham. | 0 | |
| Mike Huckabee | 2 | .76 |
| John R. Kasich. | 51 | 19.32 |
| George Pataki | 0 | |
| Rand Paul | 0 | |
| Marco Rubio. | 21 | 7.95 |
| Rick Santorum | 0 | |
| Donald J. Trump | 99 | 37.50 |
| Uncommitted. | 4 | 1.52 |
| WRITE-IN. | 0 | |

PRES OF US CONG DIST 1

VOTE FOR 1

| | | |
|---------------------------|----|-------|
| Jeb Bush. | 0 | |
| Ben Carson | 6 | 2.27 |
| Chris Christie. | 0 | |
| Ted Cruz. | 81 | 30.68 |
| Carly Fiorina | 0 | |
| Lindsey Graham. | 0 | |
| Mike Huckabee | 2 | .76 |
| John R. Kasich. | 51 | 19.32 |
| George Pataki | 0 | |
| Rand Paul | 0 | |
| Marco Rubio. | 21 | 7.95 |
| Rick Santorum | 0 | |
| Donald J. Trump | 99 | 37.50 |
| Uncommittred | 4 | 1.52 |
| WRITE-IN. | 0 | |

PRECINCT REPORT

MASON COUNTY
MICHIGAN CLOSED PRIMARY
MARCH 08, 2016
DEMOCRATIC PARTY

RUN DATE:03/08/16 09:19 PM

0025 VICTORY TOWNSHIP PCT1

VOTES PERCENT

PRES OF US DEM TOTAL

VOTE FOR 1

| | | |
|------------------------------------|----|-------|
| Hillary Clinton | 48 | 42.86 |
| Roque Rocky De La Fuente | 0 | |
| Martin J. O'Malley | 0 | |
| Bernie Sanders. | 63 | 56.25 |
| Uncommitted. | 1 | .89 |
| WRITE-IN. | 0 | |

PRES OF US CONG DIST 1

VOTE FOR 1

| | | |
|------------------------------------|----|-------|
| Hillary Clinton | 48 | 42.86 |
| Roque Rocky De La Fuente | 0 | |
| Martin J. O'Malley | 0 | |
| Bernie Sanders. | 63 | 56.25 |
| Uncommitted. | 1 | .89 |
| WRITE-IN. | 0 | |

March 8, 2016

Precinct Report

MECOSTA

Aetna Township Precinct 1

Registration & Turnout 1,465

| | | |
|-----------------------------------|------------|---------------|
| Election Day Turnout | 444 | 30.31% |
| Election Day Manual Entry Turnout | 0 | 0.00% |
| AV Voting Location Turnout | 0 | 0.00% |
| Total... | 444 | 30.31% |

Non Partisan Registration & Turnout 0

| | | |
|-----------------------------------|----------|--------------|
| Election Day Turnout | 0 | 0.00% |
| Election Day Manual Entry Turnout | 0 | 0.00% |
| AV Voting Location Turnout | 0 | 0.00% |
| Total... | 0 | 0.00% |

Republican Registration & Turnout 0

| | | |
|-----------------------------------|------------|--------------|
| Election Day Turnout | 320 | 0.00% |
| Election Day Manual Entry Turnout | 0 | 0.00% |
| AV Voting Location Turnout | 0 | 0.00% |
| Total... | 320 | 0.00% |

Democratic Registration & Turnout 0

| | | |
|-----------------------------------|------------|--------------|
| Election Day Turnout | 124 | 0.00% |
| Election Day Manual Entry Turnout | 0 | 0.00% |
| AV Voting Location Turnout | 0 | 0.00% |
| Total... | 124 | 0.00% |

Rep - President (Final)

| | | |
|-----------------|------------|----------------|
| Jeb Bush | 5 | 1.56% |
| Ben Carson | 9 | 2.81% |
| Chris Christie | 0 | 0.00% |
| Ted Cruz | 110 | 34.38% |
| Carly Fiorina | 0 | 0.00% |
| Lindsey Graham | 0 | 0.00% |
| Mike Huckabee | 1 | 0.31% |
| John R. Kasich | 37 | 11.56% |
| George Pataki | 0 | 0.00% |
| Rand Paul | 1 | 0.31% |
| Marco Rubio | 14 | 4.38% |
| Rick Santorum | 0 | 0.00% |
| Donald J. Trump | 138 | 43.13% |
| Uncommitted | 5 | 1.56% |
| Total... | 320 | 100.00% |

Dem - President (Final)

| | | |
|--------------------------|------------|----------------|
| Hillary Clinton | 53 | 42.74% |
| Roque Rocky De La Fuente | 0 | 0.00% |
| Martin J. O'Malley | 1 | 0.81% |
| Bernie Sanders | 65 | 52.42% |
| Uncommitted | 5 | 4.03% |
| Total... | 124 | 100.00% |

March 8, 2016

Precinct Report

MECOSTA

Big Rapids Charter Township Precinct 1

Registration & Turnout 2,280

| | | |
|-----------------------------------|------------|---------------|
| Election Day Turnout | 711 | 31.18% |
| Election Day Manual Entry Turnout | 1 | 0.04% |
| AV Voting Location Turnout | 0 | 0.00% |
| Total... | 712 | 31.23% |

Non Partisan Registration & Turnout 0

| | | |
|-----------------------------------|----------|--------------|
| Election Day Turnout | 0 | 0.00% |
| Election Day Manual Entry Turnout | 0 | 0.00% |
| AV Voting Location Turnout | 0 | 0.00% |
| Total... | 0 | 0.00% |

Republican Registration & Turnout 0

| | | |
|-----------------------------------|------------|--------------|
| Election Day Turnout | 481 | 0.00% |
| Election Day Manual Entry Turnout | 0 | 0.00% |
| AV Voting Location Turnout | 0 | 0.00% |
| Total... | 481 | 0.00% |

Democratic Registration & Turnout 0

| | | |
|-----------------------------------|------------|--------------|
| Election Day Turnout | 230 | 0.00% |
| Election Day Manual Entry Turnout | 1 | 0.00% |
| AV Voting Location Turnout | 0 | 0.00% |
| Total... | 231 | 0.00% |

Rep - President (Final)

| | | |
|-----------------|------------|----------------|
| Jeb Bush | 10 | 2.08% |
| Ben Carson | 10 | 2.08% |
| Chris Christie | 1 | 0.21% |
| Ted Cruz | 176 | 36.59% |
| Carly Fiorina | 0 | 0.00% |
| Lindsey Graham | 0 | 0.00% |
| Mike Huckabee | 0 | 0.00% |
| John R. Kasich | 84 | 17.46% |
| George Pataki | 0 | 0.00% |
| Rand Paul | 1 | 0.21% |
| Marco Rubio | 54 | 11.23% |
| Rick Santorum | 0 | 0.00% |
| Donald J. Trump | 140 | 29.11% |
| Uncommitted | 5 | 1.04% |
| Total... | 481 | 100.00% |

Dem - President (Final)

| | | |
|--------------------------|------------|----------------|
| Hillary Clinton | 89 | 38.53% |
| Roque Rocky De La Fuente | 0 | 0.00% |
| Martin J. O'Malley | 2 | 0.87% |
| Bernie Sanders | 137 | 59.31% |
| Uncommitted | 3 | 1.30% |
| Total... | 231 | 100.00% |

March 8, 2016

Precinct Report

MECOSTA

Chippewa Township Precinct 1

| | | | |
|--|------------|----------------|--|
| Registration & Turnout | | 839 | |
| Election Day Turnout | 305 | 36.35% | |
| Election Day Manual Entry Turnout | 0 | 0.00% | |
| AV Voting Location Turnout | 0 | 0.00% | |
| Total... | 305 | 36.35% | |
| Non Partisan Registration & Turnout | | 0 | |
| Election Day Turnout | 7 | 0.00% | |
| Election Day Manual Entry Turnout | 0 | 0.00% | |
| AV Voting Location Turnout | 0 | 0.00% | |
| Total... | 7 | 0.00% | |
| Republican Registration & Turnout | | 0 | |
| Election Day Turnout | 193 | 0.00% | |
| Election Day Manual Entry Turnout | 0 | 0.00% | |
| AV Voting Location Turnout | 0 | 0.00% | |
| Total... | 193 | 0.00% | |
| Democratic Registration & Turnout | | 0 | |
| Election Day Turnout | 105 | 0.00% | |
| Election Day Manual Entry Turnout | 0 | 0.00% | |
| AV Voting Location Turnout | 0 | 0.00% | |
| Total... | 105 | 0.00% | |
| Rep - President | | (Final) | |
| Jeb Bush | 1 | 0.52% | |
| Ben Carson | 4 | 2.07% | |
| Chris Christie | 2 | 1.04% | |
| Ted Cruz | 44 | 22.80% | |
| Carly Fiorina | 0 | 0.00% | |
| Lindsey Graham | 0 | 0.00% | |
| Mike Huckabee | 1 | 0.52% | |
| John R. Kasich | 17 | 8.81% | |
| George Pataki | 0 | 0.00% | |
| Rand Paul | 0 | 0.00% | |
| Marco Rubio | 21 | 10.88% | |
| Rick Santorum | 1 | 0.52% | |
| Donald J. Trump | 98 | 50.78% | |
| Uncommitted | 4 | 2.07% | |
| Total... | 193 | 100.00% | |
| Dem - President | | (Final) | |
| Hillary Clinton | 41 | 39.05% | |
| Roque Rocky De La Fuente | 0 | 0.00% | |
| Martin J. O'Malley | 0 | 0.00% | |
| Bernie Sanders | 61 | 58.10% | |
| Uncommitted | 3 | 2.86% | |
| Total... | 105 | 100.00% | |
| CHSD Prop | | (Final) | |
| YES | 151 | 64.26% | |
| NO | 84 | 35.74% | |
| Total... | 235 | 100.00% | |

March 8, 2016

Precinct Report

MECOSTA

Deerfield Township Precinct 1**Registration & Turnout** 1,050

| | | |
|-----------------------------------|------------|---------------|
| Election Day Turnout | 302 | 28.76% |
| Election Day Manual Entry Turnout | 0 | 0.00% |
| AV Voting Location Turnout | 0 | 0.00% |
| Total... | 302 | 28.76% |

Non Partisan Registration & Turnout 0

| | | |
|-----------------------------------|----------|--------------|
| Election Day Turnout | 0 | 0.00% |
| Election Day Manual Entry Turnout | 0 | 0.00% |
| AV Voting Location Turnout | 0 | 0.00% |
| Total... | 0 | 0.00% |

Republican Registration & Turnout 0

| | | |
|-----------------------------------|------------|--------------|
| Election Day Turnout | 216 | 0.00% |
| Election Day Manual Entry Turnout | 0 | 0.00% |
| AV Voting Location Turnout | 0 | 0.00% |
| Total... | 216 | 0.00% |

Democratic Registration & Turnout 0

| | | |
|-----------------------------------|-----------|--------------|
| Election Day Turnout | 86 | 0.00% |
| Election Day Manual Entry Turnout | 0 | 0.00% |
| AV Voting Location Turnout | 0 | 0.00% |
| Total... | 86 | 0.00% |

Rep - President (Final)

| | | |
|-----------------|------------|----------------|
| Jeb Bush | 2 | 0.93% |
| Ben Carson | 2 | 0.93% |
| Chris Christie | 0 | 0.00% |
| Ted Cruz | 83 | 38.43% |
| Carly Fiorina | 0 | 0.00% |
| Lindsey Graham | 0 | 0.00% |
| Mike Huckabee | 0 | 0.00% |
| John R. Kasich | 21 | 9.72% |
| George Pataki | 0 | 0.00% |
| Rand Paul | 0 | 0.00% |
| Marco Rubio | 16 | 7.41% |
| Rick Santorum | 1 | 0.46% |
| Donald J. Trump | 89 | 41.20% |
| Uncommitted | 2 | 0.93% |
| Total... | 216 | 100.00% |

Dem - President (Final)

| | | |
|--------------------------|-----------|----------------|
| Hillary Clinton | 30 | 34.88% |
| Roque Rocky De La Fuente | 0 | 0.00% |
| Martin J. O'Malley | 0 | 0.00% |
| Bernie Sanders | 54 | 62.79% |
| Uncommitted | 2 | 2.33% |
| Total... | 86 | 100.00% |

March 8, 2016

Precinct Report

MECOSTA

Grant Township Precinct 1

| | | | |
|--|------------|----------------|--|
| Registration & Turnout | | 550 | |
| Election Day Turnout | 195 | 35.45% | |
| Election Day Manual Entry Turnout | 0 | 0.00% | |
| AV Voting Location Turnout | 0 | 0.00% | |
| Total... | 195 | 35.45% | |
| Non Partisan Registration & Turnout | | 0 | |
| Election Day Turnout | 0 | 0.00% | |
| Election Day Manual Entry Turnout | 0 | 0.00% | |
| AV Voting Location Turnout | 0 | 0.00% | |
| Total... | 0 | 0.00% | |
| Republican Registration & Turnout | | 0 | |
| Election Day Turnout | 152 | 0.00% | |
| Election Day Manual Entry Turnout | 0 | 0.00% | |
| AV Voting Location Turnout | 0 | 0.00% | |
| Total... | 152 | 0.00% | |
| Democratic Registration & Turnout | | 0 | |
| Election Day Turnout | 43 | 0.00% | |
| Election Day Manual Entry Turnout | 0 | 0.00% | |
| AV Voting Location Turnout | 0 | 0.00% | |
| Total... | 43 | 0.00% | |
| Rep - President | | (Final) | |
| Jeb Bush | 0 | 0.00% | |
| Ben Carson | 4 | 2.63% | |
| Chris Christie | 0 | 0.00% | |
| Ted Cruz | 76 | 50.00% | |
| Carly Fiorina | 0 | 0.00% | |
| Lindsey Graham | 0 | 0.00% | |
| Mike Huckabee | 0 | 0.00% | |
| John R. Kasich | 19 | 12.50% | |
| George Pataki | 0 | 0.00% | |
| Rand Paul | 0 | 0.00% | |
| Marco Rubio | 15 | 9.87% | |
| Rick Santorum | 1 | 0.66% | |
| Donald J. Trump | 37 | 24.34% | |
| Uncommitted | 0 | 0.00% | |
| Total... | 152 | 0.00% | |
| Dem - President | | (Final) | |
| Hillary Clinton | 9 | 20.93% | |
| Roque Rocky De La Fuente | 0 | 0.00% | |
| Martin J. O'Malley | 0 | 0.00% | |
| Bernie Sanders | 33 | 76.74% | |
| Uncommitted | 1 | 2.33% | |
| Total... | 43 | 100.00% | |

March 8, 2016

Precinct Report

MECOSTA

Hinton Township Precinct 1

Registration & Turnout 745

| | | |
|-----------------------------------|------------|---------------|
| Election Day Turnout | 275 | 36.91% |
| Election Day Manual Entry Turnout | 0 | 0.00% |
| AV Voting Location Turnout | 0 | 0.00% |
| Total... | 275 | 36.91% |

Non Partisan Registration & Turnout 0

| | | |
|-----------------------------------|----------|--------------|
| Election Day Turnout | 0 | 0.00% |
| Election Day Manual Entry Turnout | 0 | 0.00% |
| AV Voting Location Turnout | 0 | 0.00% |
| Total... | 0 | 0.00% |

Republican Registration & Turnout 0

| | | |
|-----------------------------------|------------|--------------|
| Election Day Turnout | 201 | 0.00% |
| Election Day Manual Entry Turnout | 0 | 0.00% |
| AV Voting Location Turnout | 0 | 0.00% |
| Total... | 201 | 0.00% |

Democratic Registration & Turnout 0

| | | |
|-----------------------------------|-----------|--------------|
| Election Day Turnout | 74 | 0.00% |
| Election Day Manual Entry Turnout | 0 | 0.00% |
| AV Voting Location Turnout | 0 | 0.00% |
| Total... | 74 | 0.00% |

Rep - President (Final)

| | | |
|-----------------|------------|----------------|
| Jeb Bush | 2 | 1.00% |
| Ben Carson | 5 | 2.49% |
| Chris Christie | 0 | 0.00% |
| Ted Cruz | 97 | 48.26% |
| Carly Fiorina | 1 | 0.50% |
| Lindsey Graham | 0 | 0.00% |
| Mike Huckabee | 0 | 0.00% |
| John R. Kasich | 29 | 14.43% |
| George Pataki | 0 | 0.00% |
| Rand Paul | 0 | 0.00% |
| Marco Rubio | 10 | 4.98% |
| Rick Santorum | 0 | 0.00% |
| Donald J. Trump | 55 | 27.36% |
| Uncommitted | 2 | 1.00% |
| Total... | 201 | 100.00% |

Dem - President (Final)

| | | |
|--------------------------|-----------|----------------|
| Hillary Clinton | 41 | 55.41% |
| Roque Rocky De La Fuente | 0 | 0.00% |
| Martin J. O'Malley | 1 | 1.35% |
| Bernie Sanders | 31 | 41.89% |
| Uncommitted | 1 | 1.35% |
| Total... | 74 | 100.00% |

March 8, 2016

Precinct Report

MECOSTA

Mecosta Township Precinct 1**Registration & Turnout** 1,906

| | | |
|-----------------------------------|------------|---------------|
| Election Day Turnout | 669 | 35.10% |
| Election Day Manual Entry Turnout | 0 | 0.00% |
| AV Voting Location Turnout | 0 | 0.00% |
| Total... | 669 | 35.10% |

Non Partisan Registration & Turnout 0

| | | |
|-----------------------------------|----------|--------------|
| Election Day Turnout | 0 | 0.00% |
| Election Day Manual Entry Turnout | 0 | 0.00% |
| AV Voting Location Turnout | 0 | 0.00% |
| Total... | 0 | 0.00% |

Republican Registration & Turnout 0

| | | |
|-----------------------------------|------------|--------------|
| Election Day Turnout | 429 | 0.00% |
| Election Day Manual Entry Turnout | 0 | 0.00% |
| AV Voting Location Turnout | 0 | 0.00% |
| Total... | 429 | 0.00% |

Democratic Registration & Turnout 0

| | | |
|-----------------------------------|------------|--------------|
| Election Day Turnout | 240 | 0.00% |
| Election Day Manual Entry Turnout | 0 | 0.00% |
| AV Voting Location Turnout | 0 | 0.00% |
| Total... | 240 | 0.00% |

Rep - President (Final)

| | | |
|-----------------|------------|----------------|
| Jeb Bush | 4 | 0.94% |
| Ben Carson | 12 | 2.81% |
| Chris Christie | 5 | 1.17% |
| Ted Cruz | 136 | 31.85% |
| Carly Fiorina | 2 | 0.47% |
| Lindsey Graham | 0 | 0.00% |
| Mike Huckabee | 1 | 0.23% |
| John R. Kasich | 49 | 11.48% |
| George Pataki | 0 | 0.00% |
| Rand Paul | 0 | 0.00% |
| Marco Rubio | 39 | 9.13% |
| Rick Santorum | 0 | 0.00% |
| Donald J. Trump | 172 | 40.28% |
| Uncommitted | 7 | 1.64% |
| Total... | 427 | 100.00% |

Dem - President (Final)

| | | |
|--------------------------|------------|----------------|
| Hillary Clinton | 92 | 38.66% |
| Roque Rocky De La Fuente | 0 | 0.00% |
| Martin J. O'Malley | 0 | 0.00% |
| Bernie Sanders | 140 | 58.82% |
| Uncommitted | 6 | 2.52% |
| Total... | 238 | 100.00% |

March 8, 2016

Precinct Report

MECOSTA

Morton Township Precinct 1

| | | | |
|--|------------|----------------|--|
| Registration & Turnout | | 1,858 | |
| Election Day Turnout | 426 | 22.93% | |
| Election Day Manual Entry Turnout | 0 | 0.00% | |
| AV Voting Location Turnout | 282 | 15.18% | |
| Total... | 708 | 38.11% | |
| Non Partisan Registration & Turnout | | 0 | |
| Election Day Turnout | 11 | 0.00% | |
| Election Day Manual Entry Turnout | 0 | 0.00% | |
| AV Voting Location Turnout | 14 | 0.00% | |
| Total... | 25 | 0.00% | |
| Republican Registration & Turnout | | 0 | |
| Election Day Turnout | 268 | 0.00% | |
| Election Day Manual Entry Turnout | 0 | 0.00% | |
| AV Voting Location Turnout | 173 | 0.00% | |
| Total... | 441 | 0.00% | |
| Democratic Registration & Turnout | | 0 | |
| Election Day Turnout | 147 | 0.00% | |
| Election Day Manual Entry Turnout | 0 | 0.00% | |
| AV Voting Location Turnout | 95 | 0.00% | |
| Total... | 242 | 0.00% | |
| Rep - President | | (Final) | |
| Jeb Bush | 6 | 1.36% | |
| Ben Carson | 8 | 1.82% | |
| Chris Christie | 1 | 0.23% | |
| Ted Cruz | 82 | 18.64% | |
| Carly Fiorina | 3 | 0.68% | |
| Lindsey Graham | 0 | 0.00% | |
| Mike Huckabee | 1 | 0.23% | |
| John R. Kasich | 98 | 22.27% | |
| George Pataki | 1 | 0.23% | |
| Rand Paul | 1 | 0.23% | |
| Marco Rubio | 46 | 10.45% | |
| Rick Santorum | 0 | 0.00% | |
| Donald J. Trump | 186 | 42.27% | |
| Uncommitted | 7 | 1.59% | |
| Total... | 440 | 100.00% | |
| Dem - President | | (Final) | |
| Hillary Clinton | 121 | 50.00% | |
| Roque Rocky De La Fuente | 0 | 0.00% | |
| Martin J. O'Malley | 1 | 0.41% | |
| Bernie Sanders | 115 | 47.52% | |
| Uncommitted | 5 | 2.07% | |
| Total... | 242 | 100.00% | |
| CHSD Prop | | (Final) | |
| YES | 500 | 72.67% | |
| NO | 188 | 27.33% | |
| Total... | 688 | 100.00% | |

March 8, 2016

Precinct Report

MECOSTA

Sheridan Township Precinct 1

| | | | |
|--|------------|----------------|--|
| Registration & Turnout | | 997 | |
| Election Day Turnout | 262 | 26.28% | |
| Election Day Manual Entry Turnout | 0 | 0.00% | |
| AV Voting Location Turnout | 0 | 0.00% | |
| Total... | 262 | 26.28% | |
| Non Partisan Registration & Turnout | | 0 | |
| Election Day Turnout | 3 | 0.00% | |
| Election Day Manual Entry Turnout | 0 | 0.00% | |
| AV Voting Location Turnout | 0 | 0.00% | |
| Total... | 3 | 0.00% | |
| Republican Registration & Turnout | | 0 | |
| Election Day Turnout | 167 | 0.00% | |
| Election Day Manual Entry Turnout | 0 | 0.00% | |
| AV Voting Location Turnout | 0 | 0.00% | |
| Total... | 167 | 0.00% | |
| Democratic Registration & Turnout | | 0 | |
| Election Day Turnout | 92 | 0.00% | |
| Election Day Manual Entry Turnout | 0 | 0.00% | |
| AV Voting Location Turnout | 0 | 0.00% | |
| Total... | 92 | 0.00% | |
| Rep - President | | (Final) | |
| Jeb Bush | 6 | 3.59% | |
| Ben Carson | 5 | 2.99% | |
| Chris Christie | 1 | 0.60% | |
| Ted Cruz | 37 | 22.16% | |
| Carly Fiorina | 0 | 0.00% | |
| Lindsey Graham | 0 | 0.00% | |
| Mike Huckabee | 0 | 0.00% | |
| John R. Kasich | 27 | 16.17% | |
| George Pataki | 0 | 0.00% | |
| Rand Paul | 1 | 0.60% | |
| Marco Rubio | 19 | 11.38% | |
| Rick Santorum | 0 | 0.00% | |
| Donald J. Trump | 69 | 41.32% | |
| Uncommitted | 2 | 1.20% | |
| Total... | 167 | 100.00% | |
| Dem - President | | (Final) | |
| Hillary Clinton | 38 | 41.30% | |
| Roque Rocky De La Fuente | 0 | 0.00% | |
| Martin J. O'Malley | 1 | 1.09% | |
| Bernie Sanders | 51 | 55.43% | |
| Uncommitted | 2 | 2.17% | |
| Total... | 92 | 100.00% | |
| CHSD Prop | | (Final) | |
| YES | 181 | 70.70% | |
| NO | 75 | 29.30% | |
| Total... | 256 | 100.00% | |

March 8, 2016

Precinct Report

MECOSTA

City of Big Rapids Precinct 1

| | | | |
|--|------------|----------------|--|
| Registration & Turnout | | 1,300 | |
| Election Day Turnout | 390 | 30.00% | |
| Election Day Manual Entry Turnout | 0 | 0.00% | |
| AV Voting Location Turnout | 0 | 0.00% | |
| Total... | 390 | 30.00% | |
| Non Partisan Registration & Turnout | | 0 | |
| Election Day Turnout | 0 | 0.00% | |
| Election Day Manual Entry Turnout | 0 | 0.00% | |
| AV Voting Location Turnout | 0 | 0.00% | |
| Total... | 0 | 0.00% | |
| Republican Registration & Turnout | | 0 | |
| Election Day Turnout | 221 | 0.00% | |
| Election Day Manual Entry Turnout | 0 | 0.00% | |
| AV Voting Location Turnout | 0 | 0.00% | |
| Total... | 221 | 0.00% | |
| Democratic Registration & Turnout | | 0 | |
| Election Day Turnout | 169 | 0.00% | |
| Election Day Manual Entry Turnout | 0 | 0.00% | |
| AV Voting Location Turnout | 0 | 0.00% | |
| Total... | 169 | 0.00% | |
| Rep - President | | (Final) | |
| Jeb Bush | 1 | 0.45% | |
| Ben Carson | 5 | 2.26% | |
| Chris Christie | 0 | 0.00% | |
| Ted Cruz | 71 | 32.13% | |
| Carly Fiorina | 0 | 0.00% | |
| Lindsey Graham | 0 | 0.00% | |
| Mike Huckabee | 0 | 0.00% | |
| John R. Kasich | 54 | 24.43% | |
| George Pataki | 1 | 0.45% | |
| Rand Paul | 5 | 2.26% | |
| Marco Rubio | 22 | 9.95% | |
| Rick Santorum | 1 | 0.45% | |
| Donald J. Trump | 57 | 25.79% | |
| Uncommitted | 4 | 1.81% | |
| Total... | 221 | 100.00% | |
| Dem - President | | (Final) | |
| Hillary Clinton | 54 | 31.95% | |
| Roque Rocky De La Fuente | 0 | 0.00% | |
| Martin J. O'Malley | 0 | 0.00% | |
| Bernie Sanders | 113 | 66.86% | |
| Uncommitted | 2 | 1.18% | |
| Total... | 169 | 100.00% | |

March 8, 2016

Precinct Report

MECOSTA

City of Big Rapids Precinct 3

| | | | |
|--|------------|----------------|--|
| Registration & Turnout | | 1,362 | |
| Election Day Turnout | 286 | 21.00% | |
| Election Day Manual Entry Turnout | 0 | 0.00% | |
| AV Voting Location Turnout | 0 | 0.00% | |
| Total... | 286 | 21.00% | |
| Non Partisan Registration & Turnout | | 0 | |
| Election Day Turnout | 0 | 0.00% | |
| Election Day Manual Entry Turnout | 0 | 0.00% | |
| AV Voting Location Turnout | 0 | 0.00% | |
| Total... | 0 | 0.00% | |
| Republican Registration & Turnout | | 0 | |
| Election Day Turnout | 151 | 0.00% | |
| Election Day Manual Entry Turnout | 0 | 0.00% | |
| AV Voting Location Turnout | 0 | 0.00% | |
| Total... | 151 | 0.00% | |
| Democratic Registration & Turnout | | 0 | |
| Election Day Turnout | 135 | 0.00% | |
| Election Day Manual Entry Turnout | 0 | 0.00% | |
| AV Voting Location Turnout | 0 | 0.00% | |
| Total... | 135 | 0.00% | |
| Rep - President | | (Final) | |
| Jeb Bush | 6 | 4.00% | |
| Ben Carson | 4 | 2.67% | |
| Chris Christie | 1 | 0.67% | |
| Ted Cruz | 51 | 34.00% | |
| Carly Fiorina | 0 | 0.00% | |
| Lindsey Graham | 0 | 0.00% | |
| Mike Huckabee | 0 | 0.00% | |
| John R. Kasich | 16 | 10.67% | |
| George Pataki | 0 | 0.00% | |
| Rand Paul | 0 | 0.00% | |
| Marco Rubio | 8 | 5.33% | |
| Rick Santorum | 0 | 0.00% | |
| Donald J. Trump | 60 | 40.00% | |
| Uncommitted | 4 | 2.67% | |
| Total... | 150 | 100.00% | |
| Dem - President | | (Final) | |
| Hillary Clinton | 40 | 29.63% | |
| Roque Rocky De La Fuente | 0 | 0.00% | |
| Martin J. O'Malley | 0 | 0.00% | |
| Bernie Sanders | 93 | 68.89% | |
| Uncommitted | 2 | 1.48% | |
| Total... | 135 | 100.00% | |

RECEIVED/FILED
MICHIGAN DEPT OF STATE

2016 MAR 15 AM 9:46

STATEMENT OF VOTES, PRESIDENTIAL PRIMARY ELECTION, TUESDAY, MARCH 8, 2016

| ELECTIONS/GREAT SEAL | | STATISTICS | | PRESIDENT OF THE UNITED STATES - DEMOCRATIC PARTY | | | | | | PRESIDENT OF THE UNITED STATES - REPUBLICAN PARTY | | | | | | | | | | | | | | | | | |
|---|---------|--------------------------|------------------|---|--------------------------|--------------------|----------------|-------------|----------|---|----------|------------|----------------|----------|---------------|----------------|---------------|----------------|---------------|-----------|-------------|---------------|-----------------|-------------|----------|--------|-----|
| NAMES OF TOWNSHIPS AND ELECTION DISTRICTS | | REGISTERED VOTERS TOTALS | POLL BOOK TOTALS | HILLARY CLINTON | ROQUE ROCKY DE LA FUENTE | MARTIN J. O'MALLEY | BERNIE SANDERS | UNCOMMITTED | WRITE-IN | TOTALS | JEB BUSH | BEN CARSON | CHRIS CHRISTIE | TED CRUZ | CARLY FIORINA | LINDSEY GRAHAM | MIKE HUCKABEE | JOHN R. KASICH | GEORGE PATAKI | RAND PAUL | MARCO RUBIO | RICK SANTORUM | DONALD J. TRUMP | UNCOMMITTED | WRITE-IN | TOTALS | |
| MENOMINEE 55 | | | | | | | | | | | | | | | | | | | | | | | | | | | |
| CITY OF MENOMINEE | | | | | | | | | | | | | | | | | | | | | | | | | | | |
| 1 | 5201001 | 1491 | 273 | 42 | 0 | 0 | 83 | 1 | 1 | 127 | 0 | 2 | 0 | 41 | 0 | 0 | 0 | 26 | 0 | 1 | 18 | 0 | 55 | 2 | 0 | 145 | |
| 2 | 5202001 | 1641 | 370 | 101 | 0 | 3 | 71 | 6 | 0 | 181 | 2 | 1 | 0 | 54 | 1 | 0 | 0 | 27 | 0 | 1 | 14 | 1 | 82 | 3 | 2 | 188 | |
| 3 | 5203001 | 1720 | 396 | 81 | 0 | 0 | 73 | 4 | 0 | 158 | 1 | 4 | 0 | 45 | 2 | 0 | 0 | 51 | 0 | 0 | 29 | 0 | 95 | 9 | 0 | 236 | |
| 4 | 5204001 | 1788 | 338 | 81 | 0 | 1 | 64 | 6 | 0 | 162 | 0 | 4 | 0 | 52 | 0 | 0 | 0 | 41 | 0 | 1 | 21 | 2 | 59 | 4 | 0 | 184 | |
| CITY OF STEPHENSON | | 5400001 | 616 | 151 | 14 | 0 | 0 | 17 | 4 | 0 | 36 | 0 | 5 | 1 | 35 | 0 | 0 | 1 | 9 | 0 | 1 | 17 | 0 | 45 | 2 | 0 | 116 |
| CEDARVILLE TOWNSHIP | | 0200001 | 213 | 71 | 15 | 0 | 0 | 14 | 0 | 0 | 29 | 0 | 0 | 0 | 9 | 0 | 0 | 0 | 9 | 0 | 0 | 0 | 0 | 23 | 1 | 0 | 42 |
| DAGGETT TOWNSHIP | | 0400001 | 508 | 153 | 13 | 0 | 0 | 27 | 4 | 0 | 44 | 0 | 2 | 0 | 28 | 0 | 0 | 0 | 9 | 0 | 0 | 17 | 0 | 49 | 4 | 0 | 109 |
| FAITHORN TOWNSHIP | | 0600001 | 202 | 72 | 9 | 0 | 0 | 12 | 2 | 0 | 23 | 0 | 0 | 0 | 12 | 0 | 0 | 0 | 4 | 1 | 0 | 2 | 0 | 28 | 0 | 0 | 47 |
| GOURLEY TOWNSHIP | | 0800001 | 326 | 85 | 4 | 0 | 0 | 15 | 0 | 0 | 19 | 0 | 4 | 0 | 28 | 0 | 0 | 0 | 5 | 0 | 0 | 3 | 0 | 25 | 0 | 0 | 65 |
| HARRIS TOWNSHIP | | 1000001 | 1456 | 374 | 65 | 2 | 0 | 77 | 8 | 0 | 162 | 6 | 4 | 1 | 65 | 1 | 0 | 1 | 24 | 0 | 0 | 23 | 0 | 91 | 6 | 0 | 222 |
| HOLMES TOWNSHIP | | 1200001 | 272 | 79 | 7 | 0 | 0 | 11 | 0 | 0 | 18 | 1 | 0 | 0 | 20 | 0 | 0 | 0 | 9 | 0 | 0 | 5 | 0 | 26 | 0 | 0 | 61 |
| INGALLSTON TOWNSHIP | | 1400001 | 808 | 235 | 33 | 0 | 0 | 35 | 0 | 0 | 68 | 0 | 2 | 0 | 36 | 0 | 0 | 1 | 29 | 0 | 0 | 21 | 0 | 77 | 1 | 0 | 167 |
| LAKE TOWNSHIP | | 1600001 | 463 | 114 | 16 | 0 | 0 | 6 | 0 | 0 | 22 | 1 | 0 | 1 | 26 | 0 | 0 | 1 | 8 | 0 | 2 | 7 | 0 | 45 | 1 | 0 | 92 |
| MELLEN TOWNSHIP | | 1800001 | 903 | 154 | 27 | 0 | 0 | 28 | 0 | 0 | 66 | 0 | 2 | 0 | 28 | 0 | 0 | 0 | 8 | 0 | 0 | 9 | 0 | 49 | 2 | 0 | 98 |
| MENOMINEE TOWNSHIP | | | | | | | | | | | | | | | | | | | | | | | | | | | |
| 1 | 2000001 | 1921 | 567 | 117 | 0 | 2 | 75 | 13 | 0 | 207 | 3 | 5 | 0 | 66 | 0 | 0 | 0 | 51 | 0 | 1 | 23 | 0 | 137 | 6 | 0 | 292 | |
| 2 | 2000002 | 1300 | 441 | 83 | 0 | 2 | 58 | 7 | 0 | 160 | 2 | 7 | 1 | 47 | 0 | 0 | 0 | 29 | 0 | 0 | 30 | 0 | 130 | 7 | 0 | 253 | |
| MEYER TOWNSHIP | | 2200001 | 770 | 219 | 24 | 0 | 0 | 44 | 0 | 0 | 68 | 1 | 4 | 0 | 16 | 0 | 0 | 0 | 19 | 0 | 1 | 7 | 0 | 92 | 0 | 0 | 140 |
| NADEAU TOWNSHIP | | 2400001 | 906 | 196 | 27 | 0 | 0 | 34 | 2 | 0 | 63 | 3 | 3 | 1 | 39 | 0 | 0 | 0 | 17 | 0 | 0 | 3 | 0 | 65 | 2 | 0 | 133 |
| SPALDING TOWNSHIP | | 2600001 | 1189 | 307 | 63 | 0 | 0 | 44 | 7 | 0 | 114 | 2 | 1 | 0 | 41 | 0 | 0 | 0 | 32 | 0 | 1 | 9 | 0 | 91 | 1 | 0 | 178 |
| STEPHENSON TOWNSHIP | | 2800001 | 474 | 116 | 13 | 0 | 0 | 17 | 0 | 0 | 30 | 0 | 1 | 1 | 19 | 0 | 0 | 0 | 14 | 0 | 0 | 8 | 0 | 40 | 3 | 0 | 86 |
| TOTAL | | 18967 | 4711 | 835 | 2 | 8 | 805 | 64 | 1 | 1715 | 22 | 51 | 6 | 707 | 4 | 0 | 4 | 421 | 1 | 9 | 266 | 3 | 1304 | 54 | 2 | 2854 | |

CANVASS OF THE VOTES CAST
PRESIDENTIAL PRIMARY ELECTION
MARCH 8, 2016

STATE OF MICHIGAN)

)SS

COUNTY OF MIDLAND)

WE DO HEREBY CERTIFY, That the following is a correct statement of the votes given in the County of Midland, for the Proposals named in such statement and for the office designated therein, at the Presidential Primary Election, held on Tuesday, the Eighth day of March, in the year two thousand and sixteen.



IN WITNESS WHEREOF, We have hereunto set our hand and cased to be affixed the seal of the Circuit Court for the County of Midland this 9th day of March, in the year two thousand and sixteen.

ATTESTED:


Ann Manary

Clerk of the Board of County Canvassers


Chairman



04/16

STATE OF MICHIGAN)

)SS

COUNTY OF MIDLAND)

WE HEREBY CERTIFY, That the foregoing is a correct transcript of the statement of the Board of County Canvassers for the County of Midland of the votes given in such County of Midland, for the Candidates named in such statement and for the office designated therein, at the Presidential Primary Election, held on the 8th day of March, 2016, so far as it relates to the votes cast for said office, as appears from the original statement on file in the office of the County Clerk.

IN WITNESS WHEREOF, We have hereunto set our hands and affixed the seal of the Circuit Court for the County of Midland, this 8th day of March in the year two thousand and sixteen.

SEAL


Ann Manary


Chairman

STATE OF MICHIGAN)
)SS
 COUNTY OF MIDLAND)

ANN MANARY
Clerk of Board of Canvassers

MARCH 8, 2016
PRESIDENTIAL PRIMARY ELECTION
CERTIFICATE OF DETERMINATION

STATE OF MICHIGAN)
)SS
COUNTY OF MIDLAND)

The Board of Canvassers of the County of Midland, having ascertained and canvassed the votes of said County at the Presidential Primary Election, held on the 8th day of March, in the year two thousand sixteen.

DO HEREBY CERTIFY AND DETERMINE that the following votes were cast for the Geneva Township Fire Operating Millage Renewal Proposal, Midland, Michigan as indicated below:

GENEVA TOWNSHIP
FIRE OPERATING AND EQUIPMENT
MILLAGE RENEWAL
PROPOSAL

This millage proposal would allow the township of Geneva to renew its previously authorized levy of one-half (0.5) mill on taxable property in the Township of Geneva for the purposes of fire department operations and equipment funding. The present authorized levy expired in 2015. Revenue from this millage will be disbursed to the Coleman Area Fire Board of which Geneva Township is a participant.

Shall the Township of Geneva, Midland County, Michigan renew the previously voted increase in the limitation on the total amount of general ad valorem taxes which may be imposed for all purposes upon real and personal property in the Township, as provided in Article 9, Section 6 of the Michigan Constitution of 1963, as amended, which last resulted in a levy of 0.5 mill (\$0.50 per \$1,000.00) of the taxable valuation of such property as finally equalized, and continue the levy of one-half (0.5) mill (\$0.50 per \$1,000.00) of taxable valuation as finally equalized, for a period of four (4) years (2016 through 2019, inclusive), which levy would provide estimated revenues to the Township of \$14,845.00 in its first calendar year if approved and levied, for the purpose of providing for the operation of fire protection to the residents of Geneva Township and to provide funds for replacement and addition of fire protection equipment?

TOTAL NUMBER OF YES VOTES 207

TOTAL NUMBER OF NO VOTES 60

Having RECEIVED Sufficient Votes was PASSED
NOT RECEIVED DEFEATED

IN WITNESS WHEREOF, We have hereunto set our hands and affixed the Seal of the Circuit Court for the County of Midland this 9th day of March, in the year two thousand sixteen.

SEAL

ATTEST: Ann Manary
ANN MANARY
Clerk of Board of Canvassers

[Signature]
Chairman

[Signature]
Circuit Court
[Signature]
Board of County Canvassers

March 8, 2016

Precinct Report

Midland County 444

City of Midland Ward 1 Precinct 1

Registration & Turnout 1,118

| | | |
|-----------------------------------|------------|---------------|
| Election Day MPR Turnout | 281 | 25.13% |
| Manual Entry Election Day Turnout | 0 | 0.00% |
| County Clerk Turnout | 0 | 0.00% |
| Total... | 281 | 25.13% |

Republican Registration & Turnout 0

| | | |
|-----------------------------------|------------|--------------|
| Election Day MPR Turnout | 130 | 0.00% |
| Manual Entry Election Day Turnout | 0 | 0.00% |
| County Clerk Turnout | 0 | 0.00% |
| Total... | 130 | 0.00% |

Democratic Registration & Turnout 0

| | | |
|-----------------------------------|------------|--------------|
| Election Day MPR Turnout | 151 | 0.00% |
| Manual Entry Election Day Turnout | 0 | 0.00% |
| County Clerk Turnout | 0 | 0.00% |
| Total... | 151 | 0.00% |

Non Partisan Registration & Turnout 0

| | | |
|-----------------------------------|----------|--------------|
| Election Day MPR Turnout | 0 | 0.00% |
| Manual Entry Election Day Turnout | 0 | 0.00% |
| County Clerk Turnout | 0 | 0.00% |
| Total... | 0 | 0.00% |

REP - President and Vice President of the United States (Final)

| | | |
|-----------------|------------|---------------|
| Jeb Bush | 3 | 2.31% |
| Ben Carson | 4 | 3.08% |
| Chris Christie | 0 | 0.00% |
| Ted Cruz | 50 | 38.46% |
| Carly Fiorina | 0 | 0.00% |
| Lindsey Graham | 0 | 0.00% |
| Mike Huckabee | 0 | 0.00% |
| John R. Kasich | 21 | 16.15% |
| George Pataki | 0 | 0.00% |
| Rand Paul | 3 | 2.31% |
| Marco Rubio | 7 | 5.38% |
| Rick Santorum | 0 | 0.00% |
| Donald J. Trump | 41 | 31.54% |
| Uncommitted | 1 | 0.77% |
| Write-In | 0 | 0.00% |
| Total... | 130 | 0.00% |

DEM - President and Vice President of the United States (Final)

| | | |
|--------------------------|------------|---------------|
| Hillary Clinton | 41 | 27.33% |
| Roque Rocky De La Fuente | 0 | 0.00% |
| Martin J. O'Malley | 3 | 2.00% |
| Bernie Sanders | 105 | 70.00% |
| Uncommitted | 1 | 0.67% |
| Write-In | 0 | 0.00% |
| Total... | 150 | 0.00% |

Handwritten signatures and initials:
 [Signature] [Signature] CHLB
 [Signature]

March 8, 2016

Precinct Report

Midland County 444

City of Midland Ward 1 Precinct 2

| | | | |
|--|------------|---------------|--|
| Registration & Turnout | | 1,401 | |
| Election Day MPR Turnout | 496 | 35.40% | |
| Manual Entry Election Day Turnout | 0 | 0.00% | |
| County Clerk Turnout | 0 | 0.00% | |
| Total... | 496 | 35.40% | |
| Republican Registration & Turnout | | 0 | |
| Election Day MPR Turnout | 285 | 0.00% | |
| Manual Entry Election Day Turnout | 0 | 0.00% | |
| County Clerk Turnout | 0 | 0.00% | |
| Total... | 285 | 0.00% | |
| Democratic Registration & Turnout | | 0 | |
| Election Day MPR Turnout | 211 | 0.00% | |
| Manual Entry Election Day Turnout | 0 | 0.00% | |
| County Clerk Turnout | 0 | 0.00% | |
| Total... | 211 | 0.00% | |
| Non Partisan Registration & Turnout | | 0 | |
| Election Day MPR Turnout | 0 | 0.00% | |
| Manual Entry Election Day Turnout | 0 | 0.00% | |
| County Clerk Turnout | 0 | 0.00% | |
| Total... | 0 | 0.00% | |
| REP - President and Vice President of the United States | | (Final) | |
| Jeb Bush | 0 | 0.00% | |
| Ben Carson | 7 | 2.46% | |
| Chris Christie | 1 | 0.35% | |
| Ted Cruz | 98 | 34.39% | |
| Carly Fiorina | 0 | 0.00% | |
| Lindsey Graham | 0 | 0.00% | |
| Mike Huckabee | 1 | 0.35% | |
| John R. Kasich | 72 | 25.26% | |
| George Pataki | 0 | 0.00% | |
| Rand Paul | 2 | 0.70% | |
| Marco Rubio | 25 | 8.77% | |
| Rick Santorum | 0 | 0.00% | |
| Donald J. Trump | 78 | 27.37% | |
| Uncommitted | 1 | 0.35% | |
| Write-In | 0 | 0.00% | |
| Total... | 285 | 0.00% | |
| DEM - President and Vice President of the United States | | (Final) | |
| Hillary Clinton | 93 | 44.08% | |
| Roque Rocky De La Fuente | 0 | 0.00% | |
| Martin J. O'Malley | 1 | 0.47% | |
| Bernie Sanders | 114 | 54.03% | |
| Uncommitted | 3 | 1.42% | |
| Write-In | 0 | 0.00% | |
| Total... | 211 | 0.00% | |

March 8, 2016

Midland County 444

City of Midland Ward 1 Precinct 3

| | | | |
|-----------------------------------|------------|---------------|--|
| Registration & Turnout | | 579 | |
| Election Day MPR Turnout | 149 | 25.73% | |
| Manual Entry Election Day Turnout | 0 | 0.00% | |
| County Clerk Turnout | 0 | 0.00% | |
| Total... | 149 | 25.73% | |

| | | | |
|--|-----------|--------------|--|
| Republican Registration & Turnout | | 0 | |
| Election Day MPR Turnout | 83 | 0.00% | |
| Manual Entry Election Day Turnout | 0 | 0.00% | |
| County Clerk Turnout | 0 | 0.00% | |
| Total... | 83 | 0.00% | |

| | | | |
|--|-----------|--------------|--|
| Democratic Registration & Turnout | | 0 | |
| Election Day MPR Turnout | 66 | 0.00% | |
| Manual Entry Election Day Turnout | 0 | 0.00% | |
| County Clerk Turnout | 0 | 0.00% | |
| Total... | 66 | 0.00% | |

| | | | |
|--|----------|--------------|--|
| Non Partisan Registration & Turnout | | 0 | |
| Election Day MPR Turnout | 0 | 0.00% | |
| Manual Entry Election Day Turnout | 0 | 0.00% | |
| County Clerk Turnout | 0 | 0.00% | |
| Total... | 0 | 0.00% | |

| | | | |
|--|-----------|--------------|--|
| REP - President and Vice President of the United States | | (Final) | |
| Jeb Bush | 1 | 1.20% | |
| Ben Carson | 3 | 3.61% | |
| Chris Christie | 0 | 0.00% | |
| Ted Cruz | 17 | 20.48% | |
| Carly Fiorina | 0 | 0.00% | |
| Lindsey Graham | 0 | 0.00% | |
| Mike Huckabee | 1 | 1.20% | |
| John R. Kasich | 16 | 19.28% | |
| George Pataki | 0 | 0.00% | |
| Rand Paul | 1 | 1.20% | |
| Marco Rubio | 15 | 18.07% | |
| Rick Santorum | 0 | 0.00% | |
| Donald J. Trump | 27 | 32.53% | |
| Uncommitted | 2 | 2.41% | |
| Write-In | 0 | 0.00% | |
| Total... | 83 | 0.00% | |

| | | | |
|--|-----------|--------------|--|
| DEM - President and Vice President of the United States | | (Final) | |
| Hillary Clinton | 28 | 42.42% | |
| Roque Rocky De La Fuente | 0 | 0.00% | |
| Martin J. O'Malley | 0 | 0.00% | |
| Bernie Sanders | 37 | 56.06% | |
| Uncommitted | 1 | 1.52% | |
| Write-In | 0 | 0.00% | |
| Total... | 66 | 0.00% | |

March 8, 2016

Precinct Report
Midland County 444

City of Midland Ward 1 Precinct 4

| | | | |
|--|-----|---------|--|
| Registration & Turnout | | 1,340 | |
| Election Day MPR Turnout | 457 | 34.10% | |
| Manual Entry Election Day Turnout | 0 | 0.00% | |
| County Clerk Turnout | 0 | 0.00% | |
| Total... | 457 | 34.10% | |
| Republican Registration & Turnout | | 0 | |
| Election Day MPR Turnout | 260 | 0.00% | |
| Manual Entry Election Day Turnout | 0 | 0.00% | |
| County Clerk Turnout | 0 | 0.00% | |
| Total... | 260 | 0.00% | |
| Democratic Registration & Turnout | | 0 | |
| Election Day MPR Turnout | 197 | 0.00% | |
| Manual Entry Election Day Turnout | 0 | 0.00% | |
| County Clerk Turnout | 0 | 0.00% | |
| Total... | 197 | 0.00% | |
| Non Partisan Registration & Turnout | | 0 | |
| Election Day MPR Turnout | 0 | 0.00% | |
| Manual Entry Election Day Turnout | 0 | 0.00% | |
| County Clerk Turnout | 0 | 0.00% | |
| Total... | 0 | 0.00% | |
| REP - President and Vice President of the United States | | (Final) | |
| Jeb Bush | 4 | 1.54% | |
| Ben Carson | 4 | 1.54% | |
| Chris Christie | 0 | 0.00% | |
| Ted Cruz | 79 | 30.38% | |
| Carly Fiorina | 0 | 0.00% | |
| Lindsey Graham | 0 | 0.00% | |
| Mike Huckabee | 0 | 0.00% | |
| John R. Kasich | 69 | 26.54% | |
| George Pataki | 0 | 0.00% | |
| Rand Paul | 1 | 0.38% | |
| Marco Rubio | 33 | 12.69% | |
| Rick Santorum | 1 | 0.38% | |
| Donald J. Trump | 64 | 24.62% | |
| Uncommitted | 5 | 1.92% | |
| Write-In | 0 | 0.00% | |
| Total... | 260 | 0.00% | |
| DEM - President and Vice President of the United States | | (Final) | |
| Hillary Clinton | 62 | 31.63% | |
| Roque Rocky De La Fuente | 0 | 0.00% | |
| Martin J. O'Malley | 0 | 0.00% | |
| Bernie Sanders | 131 | 66.84% | |
| Uncommitted | 3 | 1.53% | |
| Write-In | 0 | 0.00% | |
| Total... | 196 | 0.00% | |

B
JL
GJ
MDR

March 8, 2016

Precinct Report

Midland County 444

City of Midland Ward 1 Precinct 5

| | | |
|-----------------------------------|------------|---------------|
| Registration & Turnout | | 1,015 |
| Election Day MPR Turnout | 229 | 22.56% |
| Manual Entry Election Day Turnout | 0 | 0.00% |
| County Clerk Turnout | 0 | 0.00% |
| Total... | 229 | 22.56% |





| | | |
|--|------------|--------------|
| Republican Registration & Turnout | | 0 |
| Election Day MPR Turnout | 111 | 0.00% |
| Manual Entry Election Day Turnout | 0 | 0.00% |
| County Clerk Turnout | 0 | 0.00% |
| Total... | 111 | 0.00% |

| | | |
|--|------------|--------------|
| Democratic Registration & Turnout | | 0 |
| Election Day MPR Turnout | 118 | 0.00% |
| Manual Entry Election Day Turnout | 0 | 0.00% |
| County Clerk Turnout | 0 | 0.00% |
| Total... | 118 | 0.00% |

| | | |
|--|----------|--------------|
| Non Partisan Registration & Turnout | | 0 |
| Election Day MPR Turnout | 0 | 0.00% |
| Manual Entry Election Day Turnout | 0 | 0.00% |
| County Clerk Turnout | 0 | 0.00% |
| Total... | 0 | 0.00% |

| | | |
|--|------------|---------------|
| REP - President and Vice President of the United States | | (Final) |
| Jeb Bush | 0 | 0.00% |
| Ben Carson | 1 | 0.91% |
| Chris Christie | 0 | 0.00% |
| Ted Cruz | 49 | 44.55% |
| Carly Fiorina | 0 | 0.00% |
| Lindsey Graham | 0 | 0.00% |
| Mike Huckabee | 0 | 0.00% |
| John R. Kasich | 14 | 12.73% |
| George Pataki | 0 | 0.00% |
| Rand Paul | 3 | 2.73% |
| Marco Rubio | 7 | 6.36% |
| Rick Santorum | 0 | 0.00% |
| Donald J. Trump | 34 | 30.91% |
| Uncommitted | 2 | 1.82% |
| Write-In | 0 | 0.00% |
| Total... | 110 | 0.00% |

| | | |
|--|------------|---------------|
| DEM - President and Vice President of the United States | | (Final) |
| Hillary Clinton | 37 | 31.36% |
| Roque Rocky De La Fuente | 0 | 0.00% |
| Martin J. O'Malley | 1 | 0.85% |
| Bernie Sanders | 79 | 66.95% |
| Uncommitted | 1 | 0.85% |
| Write-In | 0 | 0.00% |
| Total... | 118 | 0.00% |

March 8, 2016

Midland County 444

City of Midland Ward 1 Precinct 6

| | | | |
|-----------------------------------|-----------|---------------|--|
| Registration & Turnout | | 126 | |
| Election Day MPR Turnout | 30 | 23.81% | |
| Manual Entry Election Day Turnout | 0 | 0.00% | |
| County Clerk Turnout | 0 | 0.00% | |
| Total... | 30 | 23.81% | |

| | | | |
|--|-----------|--------------|--|
| Republican Registration & Turnout | | 0 | |
| Election Day MPR Turnout | 13 | 0.00% | |
| Manual Entry Election Day Turnout | 0 | 0.00% | |
| County Clerk Turnout | 0 | 0.00% | |
| Total... | 13 | 0.00% | |

| | | | |
|--|-----------|--------------|--|
| Democratic Registration & Turnout | | 0 | |
| Election Day MPR Turnout | 17 | 0.00% | |
| Manual Entry Election Day Turnout | 0 | 0.00% | |
| County Clerk Turnout | 0 | 0.00% | |
| Total... | 17 | 0.00% | |

| | | | |
|--|----------|--------------|--|
| Non Partisan Registration & Turnout | | 0 | |
| Election Day MPR Turnout | 0 | 0.00% | |
| Manual Entry Election Day Turnout | 0 | 0.00% | |
| County Clerk Turnout | 0 | 0.00% | |
| Total... | 0 | 0.00% | |

| | | | |
|--|-----------|--------------|--|
| REP - President and Vice President of the United States | | (Final) | |
| Jeb Bush | 0 | 0.00% | |
| Ben Carson | 0 | 0.00% | |
| Chris Christie | 0 | 0.00% | |
| Ted Cruz | 3 | 23.08% | |
| Carly Fiorina | 0 | 0.00% | |
| Lindsey Graham | 0 | 0.00% | |
| Mike Huckabee | 0 | 0.00% | |
| John R. Kasich | 1 | 7.69% | |
| George Pataki | 0 | 0.00% | |
| Rand Paul | 0 | 0.00% | |
| Marco Rubio | 4 | 30.77% | |
| Rick Santorum | 0 | 0.00% | |
| Donald J. Trump | 5 | 38.46% | |
| Uncommitted | 0 | 0.00% | |
| Write-In | 0 | 0.00% | |
| Total... | 13 | 0.00% | |

| | | | |
|--|-----------|--------------|--|
| DEM - President and Vice President of the United States | | (Final) | |
| Hillary Clinton | 3 | 17.65% | |
| Roque Rocky De La Fuente | 0 | 0.00% | |
| Martin J. O'Malley | 0 | 0.00% | |
| Bernie Sanders | 13 | 76.47% | |
| Uncommitted | 1 | 5.88% | |
| Write-In | 0 | 0.00% | |
| Total... | 17 | 0.00% | |

Ly

B

MDR

March 8, 2016

Midland County 444

City of Midland Ward 2 Precinct 1

| | | | |
|-----------------------------------|------------|---------------|--|
| Registration & Turnout | | 1,242 | |
| Election Day MPR Turnout | 523 | 42.11% | |
| Manual Entry Election Day Turnout | 0 | 0.00% | |
| County Clerk Turnout | 0 | 0.00% | |
| Total... | 523 | 42.11% | |

| | | | |
|--|------------|--------------|--|
| Republican Registration & Turnout | | 0 | |
| Election Day MPR Turnout | 297 | 0.00% | |
| Manual Entry Election Day Turnout | 0 | 0.00% | |
| County Clerk Turnout | 0 | 0.00% | |
| Total... | 297 | 0.00% | |

| | | | |
|--|------------|--------------|--|
| Democratic Registration & Turnout | | 0 | |
| Election Day MPR Turnout | 226 | 0.00% | |
| Manual Entry Election Day Turnout | 0 | 0.00% | |
| County Clerk Turnout | 0 | 0.00% | |
| Total... | 226 | 0.00% | |

| | | | |
|--|----------|--------------|--|
| Non Partisan Registration & Turnout | | 0 | |
| Election Day MPR Turnout | 0 | 0.00% | |
| Manual Entry Election Day Turnout | 0 | 0.00% | |
| County Clerk Turnout | 0 | 0.00% | |
| Total... | 0 | 0.00% | |

| | | | |
|--|------------|--------------|--|
| REP - President and Vice President of the United States | | (Final) | |
| Jeb Bush | 4 | 1.35% | |
| Ben Carson | 3 | 1.01% | |
| Chris Christie | 2 | 0.67% | |
| Ted Cruz | 68 | 22.90% | |
| Carly Fiorina | 0 | 0.00% | |
| Lindsey Graham | 0 | 0.00% | |
| Mike Huckabee | 0 | 0.00% | |
| John R. Kasich | 103 | 34.68% | |
| George Pataki | 0 | 0.00% | |
| Rand Paul | 0 | 0.00% | |
| Marco Rubio | 39 | 13.13% | |
| Rick Santorum | 0 | 0.00% | |
| Donald J. Trump | 76 | 25.59% | |
| Uncommitted | 2 | 0.67% | |
| Write-In | 0 | 0.00% | |
| Total... | 297 | 0.00% | |

| | | | |
|--|------------|--------------|--|
| DEM - President and Vice President of the United States | | (Final) | |
| Hillary Clinton | 98 | 43.36% | |
| Roque Rocky De La Fuente | 1 | 0.44% | |
| Martin J. O'Malley | 1 | 0.44% | |
| Bernie Sanders | 125 | 55.31% | |
| Uncommitted | 1 | 0.44% | |
| Write-In | 0 | 0.00% | |
| Total... | 226 | 0.00% | |






March 8, 2016

Precinct Report

Midland County 444

City of Midland Ward 2 Precinct 2

| | | | |
|--|------------|----------------|--|
| Registration & Turnout | | 1,517 | |
| Election Day MPR Turnout | 612 | 40.34% | |
| Manual Entry Election Day Turnout | 0 | 0.00% | |
| County Clerk Turnout | 0 | 0.00% | |
| Total... | 612 | 40.34% | |
| Republican Registration & Turnout | | 0 | |
| Election Day MPR Turnout | 358 | 0.00% | |
| Manual Entry Election Day Turnout | 0 | 0.00% | |
| County Clerk Turnout | 0 | 0.00% | |
| Total... | 358 | 0.00% | |
| Democratic Registration & Turnout | | 0 | |
| Election Day MPR Turnout | 254 | 0.00% | |
| Manual Entry Election Day Turnout | 0 | 0.00% | |
| County Clerk Turnout | 0 | 0.00% | |
| Total... | 254 | 0.00% | |
| Non Partisan Registration & Turnout | | 0 | |
| Election Day MPR Turnout | 0 | 0.00% | |
| Manual Entry Election Day Turnout | 0 | 0.00% | |
| County Clerk Turnout | 0 | 0.00% | |
| Total... | 0 | 0.00% | |
| REP - President and Vice President of the United States | | (Final) | |
| Jeb Bush | 3 | 0.84% | |
| Ben Carson | 3 | 0.84% | |
| Chris Christie | 0 | 0.00% | |
| Ted Cruz | 95 | 26.61% | |
| Carly Fiorina | 0 | 0.00% | |
| Lindsey Graham | 0 | 0.00% | |
| Mike Huckabee | 0 | 0.00% | |
| John R. Kasich | 132 | 36.97% | |
| George Pataki | 0 | 0.00% | |
| Rand Paul | 3 | 0.84% | |
| Marco Rubio | 45 | 12.61% | |
| Rick Santorum | 0 | 0.00% | |
| Donald J. Trump | 67 | 18.77% | |
| Uncommitted | 9 | 2.52% | |
| Write-In | 0 | 0.00% | |
| Total... | 357 | 0.00% | |
| DEM - President and Vice President of the United States | | (Final) | |
| Hillary Clinton | 98 | 38.58% | |
| Roque Rocky De La Fuente | 0 | 0.00% | |
| Martin J. O'Malley | 0 | 0.00% | |
| Bernie Sanders | 154 | 60.63% | |
| Uncommitted | 2 | 0.79% | |
| Write-In | 0 | 0.00% | |
| Total... | 254 | 0.00% | |






March 8, 2016

Precinct Report

Midland County 444

City of Midland Ward 2 Precinct 3

Registration & Turnout 1,361

| | | |
|-----------------------------------|------------|---------------|
| Election Day MPR Turnout | 424 | 31.15% |
| Manual Entry Election Day Turnout | 0 | 0.00% |
| County Clerk Turnout | 0 | 0.00% |
| Total... | 424 | 31.15% |

Republican Registration & Turnout 0

| | | |
|-----------------------------------|------------|--------------|
| Election Day MPR Turnout | 211 | 0.00% |
| Manual Entry Election Day Turnout | 0 | 0.00% |
| County Clerk Turnout | 0 | 0.00% |
| Total... | 211 | 0.00% |

Democratic Registration & Turnout 0

| | | |
|-----------------------------------|------------|--------------|
| Election Day MPR Turnout | 213 | 0.00% |
| Manual Entry Election Day Turnout | 0 | 0.00% |
| County Clerk Turnout | 0 | 0.00% |
| Total... | 213 | 0.00% |

Non Partisan Registration & Turnout 0

| | | |
|-----------------------------------|----------|--------------|
| Election Day MPR Turnout | 0 | 0.00% |
| Manual Entry Election Day Turnout | 0 | 0.00% |
| County Clerk Turnout | 0 | 0.00% |
| Total... | 0 | 0.00% |

REP - President and Vice President of the United States (Final)

| | | |
|-----------------|------------|---------------|
| Jeb Bush | 0 | 0.00% |
| Ben Carson | 9 | 4.27% |
| Chris Christie | 3 | 1.42% |
| Ted Cruz | 84 | 39.81% |
| Carly Fiorina | 1 | 0.47% |
| Lindsey Graham | 0 | 0.00% |
| Mike Huckabee | 0 | 0.00% |
| John R. Kasich | 39 | 18.48% |
| George Pataki | 1 | 0.47% |
| Rand Paul | 3 | 1.42% |
| Marco Rubio | 28 | 13.27% |
| Rick Santorum | 0 | 0.00% |
| Donald J. Trump | 42 | 19.91% |
| Uncommitted | 1 | 0.47% |
| Write-In | 0 | 0.00% |
| Total... | 211 | 0.00% |

DEM - President and Vice President of the United States (Final)

| | | |
|--------------------------|------------|---------------|
| Hillary Clinton | 69 | 32.39% |
| Roque Rocky De La Fuente | 0 | 0.00% |
| Martin J. O'Malley | 0 | 0.00% |
| Bernie Sanders | 141 | 66.20% |
| Uncommitted | 3 | 1.41% |
| Write-In | 0 | 0.00% |
| Total... | 213 | 0.00% |

March 8, 2016

Precinct Report
Midland County 444

City of Midland Ward 2 Precinct 4

| | | |
|-----------------------------------|------------|---------------|
| Registration & Turnout | | 1,830 |
| Election Day MPR Turnout | 647 | 35.36% |
| Manual Entry Election Day Turnout | 0 | 0.00% |
| County Clerk Turnout | 0 | 0.00% |
| Total... | 647 | 35.36% |

| | | |
|--|------------|--------------|
| Republican Registration & Turnout | | 0 |
| Election Day MPR Turnout | 410 | 0.00% |
| Manual Entry Election Day Turnout | 0 | 0.00% |
| County Clerk Turnout | 0 | 0.00% |
| Total... | 410 | 0.00% |

| | | |
|--|------------|--------------|
| Democratic Registration & Turnout | | 0 |
| Election Day MPR Turnout | 237 | 0.00% |
| Manual Entry Election Day Turnout | 0 | 0.00% |
| County Clerk Turnout | 0 | 0.00% |
| Total... | 237 | 0.00% |

| | | |
|--|----------|--------------|
| Non Partisan Registration & Turnout | | 0 |
| Election Day MPR Turnout | 0 | 0.00% |
| Manual Entry Election Day Turnout | 0 | 0.00% |
| County Clerk Turnout | 0 | 0.00% |
| Total... | 0 | 0.00% |

| | | |
|--|------------|--------------|
| REP - President and Vice President of the United States | | (Final) |
| Jeb Bush | 5 | 1.22% |
| Ben Carson | 5 | 1.22% |
| Chris Christie | 0 | 0.00% |
| Ted Cruz | 110 | 26.83% |
| Carly Fiorina | 0 | 0.00% |
| Lindsey Graham | 0 | 0.00% |
| Mike Huckabee | 0 | 0.00% |
| John R. Kasich | 120 | 29.27% |
| George Pataki | 0 | 0.00% |
| Rand Paul | 1 | 0.24% |
| Marco Rubio | 51 | 12.44% |
| Rick Santorum | 2 | 0.49% |
| Donald J. Trump | 113 | 27.56% |
| Uncommitted | 3 | 0.73% |
| Write-In | 0 | 0.00% |
| Total... | 410 | 0.00% |

| | | |
|--|------------|--------------|
| DEM - President and Vice President of the United States | | (Final) |
| Hillary Clinton | 77 | 32.49% |
| Roque Rocky De La Fuente | 0 | 0.00% |
| Martin J. O'Malley | 0 | 0.00% |
| Bernie Sanders | 157 | 66.24% |
| Uncommitted | 3 | 1.27% |
| Write-In | 0 | 0.00% |
| Total... | 237 | 0.00% |

March 8, 2016

Precinct Report

Midland County 444

City of Midland Ward 3 Precinct 1

Registration & Turnout 1,479

| | | |
|-----------------------------------|------------|---------------|
| Election Day MPR Turnout | 649 | 43.88% |
| Manual Entry Election Day Turnout | 0 | 0.00% |
| County Clerk Turnout | 0 | 0.00% |
| Total... | 649 | 43.88% |

Republican Registration & Turnout 0

| | | |
|-----------------------------------|------------|--------------|
| Election Day MPR Turnout | 425 | 0.00% |
| Manual Entry Election Day Turnout | 0 | 0.00% |
| County Clerk Turnout | 0 | 0.00% |
| Total... | 425 | 0.00% |

Democratic Registration & Turnout 0

| | | |
|-----------------------------------|------------|--------------|
| Election Day MPR Turnout | 224 | 0.00% |
| Manual Entry Election Day Turnout | 0 | 0.00% |
| County Clerk Turnout | 0 | 0.00% |
| Total... | 224 | 0.00% |

Non Partisan Registration & Turnout 0

| | | |
|-----------------------------------|----------|--------------|
| Election Day MPR Turnout | 0 | 0.00% |
| Manual Entry Election Day Turnout | 0 | 0.00% |
| County Clerk Turnout | 0 | 0.00% |
| Total... | 0 | 0.00% |

REP - President and Vice President of the United States (Final)

| | | |
|-----------------|------------|--------------|
| Jeb Bush | 1 | 0.24% |
| Ben Carson | 8 | 1.88% |
| Chris Christie | 0 | 0.00% |
| Ted Cruz | 140 | 32.94% |
| Carly Fiorina | 0 | 0.00% |
| Lindsey Graham | 0 | 0.00% |
| Mike Huckabee | 0 | 0.00% |
| John R. Kasich | 141 | 33.18% |
| George Pataki | 0 | 0.00% |
| Rand Paul | 0 | 0.00% |
| Marco Rubio | 54 | 12.71% |
| Rick Santorum | 1 | 0.24% |
| Donald J. Trump | 79 | 18.59% |
| Uncommitted | 1 | 0.24% |
| Write-In | 0 | 0.00% |
| Total... | 425 | 0.00% |

DEM - President and Vice President of the United States (Final)

| | | |
|--------------------------|------------|--------------|
| Hillary Clinton | 99 | 44.20% |
| Roque Rocky De La Fuente | 0 | 0.00% |
| Martin J. O'Malley | 2 | 0.89% |
| Bernie Sanders | 121 | 54.02% |
| Uncommitted | 2 | 0.89% |
| Write-In | 0 | 0.00% |
| Total... | 224 | 0.00% |

Ly
CB
CHB

March 8, 2016

Precinct Report

Midland County 444

City of Midland Ward 3 Precinct 2

Registration & Turnout 1,566

| | | |
|-----------------------------------|------------|---------------|
| Election Day MPR Turnout | 551 | 35.19% |
| Manual Entry Election Day Turnout | 0 | 0.00% |
| County Clerk Turnout | 0 | 0.00% |
| Total... | 551 | 35.19% |

Republican Registration & Turnout 0

| | | |
|-----------------------------------|------------|--------------|
| Election Day MPR Turnout | 355 | 0.00% |
| Manual Entry Election Day Turnout | 0 | 0.00% |
| County Clerk Turnout | 0 | 0.00% |
| Total... | 355 | 0.00% |

Democratic Registration & Turnout 0

| | | |
|-----------------------------------|------------|--------------|
| Election Day MPR Turnout | 196 | 0.00% |
| Manual Entry Election Day Turnout | 0 | 0.00% |
| County Clerk Turnout | 0 | 0.00% |
| Total... | 196 | 0.00% |

Non Partisan Registration & Turnout 0

| | | |
|-----------------------------------|----------|--------------|
| Election Day MPR Turnout | 0 | 0.00% |
| Manual Entry Election Day Turnout | 0 | 0.00% |
| County Clerk Turnout | 0 | 0.00% |
| Total... | 0 | 0.00% |

REP - President and Vice President of the United States (Final)

| | | |
|-----------------|------------|----------------|
| Jeb Bush | 2 | 0.56% |
| Ben Carson | 4 | 1.13% |
| Chris Christie | 1 | 0.28% |
| Ted Cruz | 128 | 36.06% |
| Carly Fiorina | 0 | 0.00% |
| Lindsey Graham | 0 | 0.00% |
| Mike Huckabee | 1 | 0.28% |
| John R. Kasich | 98 | 27.61% |
| George Pataki | 0 | 0.00% |
| Rand Paul | 1 | 0.28% |
| Marco Rubio | 48 | 13.52% |
| Rick Santorum | 1 | 0.28% |
| Donald J. Trump | 66 | 18.59% |
| Uncommitted | 4 | 1.13% |
| Write-In | 1 | 0.28% |
| Total... | 355 | 100.00% |

DEM - President and Vice President of the United States (Final)

| | | |
|--------------------------|------------|---------------|
| Hillary Clinton | 64 | 32.65% |
| Roque Rocky De La Fuente | 0 | 0.00% |
| Martin J. O'Malley | 0 | 0.00% |
| Bernie Sanders | 132 | 67.35% |
| Uncommitted | 0 | 0.00% |
| Write-In | 0 | 0.00% |
| Total... | 196 | 0.00% |



March 8, 2016

Precinct Report
Midland County 444

City of Midland Ward 3 Precinct 3

| | | | |
|--|------------|---------------|--|
| Registration & Turnout | | 1,412 | |
| Election Day MPR Turnout | 519 | 36.76% | |
| Manual Entry Election Day Turnout | 0 | 0.00% | |
| County Clerk Turnout | 0 | 0.00% | |
| Total... | 519 | 36.76% | |
| Republican Registration & Turnout | | 0 | |
| Election Day MPR Turnout | 370 | 0.00% | |
| Manual Entry Election Day Turnout | 0 | 0.00% | |
| County Clerk Turnout | 0 | 0.00% | |
| Total... | 370 | 0.00% | |
| Democratic Registration & Turnout | | 0 | |
| Election Day MPR Turnout | 149 | 0.00% | |
| Manual Entry Election Day Turnout | 0 | 0.00% | |
| County Clerk Turnout | 0 | 0.00% | |
| Total... | 149 | 0.00% | |
| Non Partisan Registration & Turnout | | 0 | |
| Election Day MPR Turnout | 0 | 0.00% | |
| Manual Entry Election Day Turnout | 0 | 0.00% | |
| County Clerk Turnout | 0 | 0.00% | |
| Total... | 0 | 0.00% | |
| REP - President and Vice President of the United States | | (Final) | |
| Jeb Bush | 1 | 0.27% | |
| Ben Carson | 7 | 1.89% | |
| Chris Christie | 0 | 0.00% | |
| Ted Cruz | 111 | 30.00% | |
| Carly Fiorina | 0 | 0.00% | |
| Lindsey Graham | 0 | 0.00% | |
| Mike Huckabee | 1 | 0.27% | |
| John R. Kasich | 131 | 35.41% | |
| George Pataki | 0 | 0.00% | |
| Rand Paul | 1 | 0.27% | |
| Marco Rubio | 52 | 14.05% | |
| Rick Santorum | 0 | 0.00% | |
| Donald J. Trump | 66 | 17.84% | |
| Uncommitted | 0 | 0.00% | |
| Write-In | 0 | 0.00% | |
| Total... | 370 | 0.00% | |
| DEM - President and Vice President of the United States | | (Final) | |
| Hillary Clinton | 78 | 52.35% | |
| Roque Rocky De La Fuente | 0 | 0.00% | |
| Martin J. O'Malley | 0 | 0.00% | |
| Bernie Sanders | 71 | 47.65% | |
| Uncommitted | 0 | 0.00% | |
| Write-In | 0 | 0.00% | |
| Total... | 149 | 0.00% | |

Handwritten signatures and initials are present on the right side of the page, including a large signature that appears to be 'JH' and several other smaller, less legible marks.

March 8, 2016

Precinct Report

Midland County 444

City of Midland Ward 3 Precinct 4

| | | | |
|-----------------------------------|------------|---------------|--|
| Registration & Turnout | | 1,649 | |
| Election Day MPR Turnout | 645 | 39.11% | |
| Manual Entry Election Day Turnout | 0 | 0.00% | |
| County Clerk Turnout | 0 | 0.00% | |
| Total... | 645 | 39.11% | |

| | | | |
|--|------------|--------------|--|
| Republican Registration & Turnout | | 0 | |
| Election Day MPR Turnout | 474 | 0.00% | |
| Manual Entry Election Day Turnout | 0 | 0.00% | |
| County Clerk Turnout | 0 | 0.00% | |
| Total... | 474 | 0.00% | |

| | | | |
|--|------------|--------------|--|
| Democratic Registration & Turnout | | 0 | |
| Election Day MPR Turnout | 171 | 0.00% | |
| Manual Entry Election Day Turnout | 0 | 0.00% | |
| County Clerk Turnout | 0 | 0.00% | |
| Total... | 171 | 0.00% | |

| | | | |
|--|----------|--------------|--|
| Non Partisan Registration & Turnout | | 0 | |
| Election Day MPR Turnout | 0 | 0.00% | |
| Manual Entry Election Day Turnout | 0 | 0.00% | |
| County Clerk Turnout | 0 | 0.00% | |
| Total... | 0 | 0.00% | |

| | | | |
|--|------------|--------------|--|
| REP - President and Vice President of the United States | | (Final) | |
| Jeb Bush | 5 | 1.05% | |
| Ben Carson | 5 | 1.05% | |
| Chris Christie | 1 | 0.21% | |
| Ted Cruz | 145 | 30.59% | |
| Carly Fiorina | 1 | 0.21% | |
| Lindsey Graham | 0 | 0.00% | |
| Mike Huckabee | 0 | 0.00% | |
| John R. Kasich | 149 | 31.43% | |
| George Pataki | 0 | 0.00% | |
| Rand Paul | 0 | 0.00% | |
| Marco Rubio | 61 | 12.87% | |
| Rick Santorum | 1 | 0.21% | |
| Donald J. Trump | 102 | 21.52% | |
| Uncommitted | 4 | 0.84% | |
| Write-In | 0 | 0.00% | |
| Total... | 474 | 0.00% | |

| | | | |
|--|------------|--------------|--|
| DEM - President and Vice President of the United States | | (Final) | |
| Hillary Clinton | 71 | 41.52% | |
| Roque Rocky De La Fuente | 1 | 0.58% | |
| Martin J. O'Malley | 0 | 0.00% | |
| Bernie Sanders | 97 | 56.73% | |
| Uncommitted | 2 | 1.17% | |
| Write-In | 0 | 0.00% | |
| Total... | 171 | 0.00% | |






March 8, 2016

Precinct Report

Midland County 444

City of Midland Ward 4 Precinct 1

Registration & Turnout 1,430

| | | |
|-----------------------------------|------------|---------------|
| Election Day MPR Turnout | 561 | 39.23% |
| Manual Entry Election Day Turnout | 0 | 0.00% |
| County Clerk Turnout | 0 | 0.00% |
| Total... | 561 | 39.23% |

Republican Registration & Turnout 0

| | | |
|-----------------------------------|------------|--------------|
| Election Day MPR Turnout | 349 | 0.00% |
| Manual Entry Election Day Turnout | 0 | 0.00% |
| County Clerk Turnout | 0 | 0.00% |
| Total... | 349 | 0.00% |

Democratic Registration & Turnout 0

| | | |
|-----------------------------------|------------|--------------|
| Election Day MPR Turnout | 212 | 0.00% |
| Manual Entry Election Day Turnout | 0 | 0.00% |
| County Clerk Turnout | 0 | 0.00% |
| Total... | 212 | 0.00% |

Non Partisan Registration & Turnout 0

| | | |
|-----------------------------------|----------|--------------|
| Election Day MPR Turnout | 0 | 0.00% |
| Manual Entry Election Day Turnout | 0 | 0.00% |
| County Clerk Turnout | 0 | 0.00% |
| Total... | 0 | 0.00% |

REP - President and Vice President of the United States (Final)

| | | |
|-----------------|------------|----------------|
| Jeb Bush | 3 | 0.86% |
| Ben Carson | 3 | 0.86% |
| Chris Christie | 1 | 0.29% |
| Ted Cruz | 120 | 34.48% |
| Carly Fiorina | 0 | 0.00% |
| Lindsey Graham | 0 | 0.00% |
| Mike Huckabee | 0 | 0.00% |
| John R. Kasich | 90 | 25.86% |
| George Pataki | 0 | 0.00% |
| Rand Paul | 1 | 0.29% |
| Marco Rubio | 47 | 13.51% |
| Rick Santorum | 0 | 0.00% |
| Donald J. Trump | 77 | 22.13% |
| Uncommitted | 5 | 1.44% |
| Write-In | 1 | 0.29% |
| Total... | 348 | 100.00% |

DEM - President and Vice President of the United States (Final)

| | | |
|--------------------------|------------|---------------|
| Hillary Clinton | 108 | 50.94% |
| Roque Rocky De La Fuente | 0 | 0.00% |
| Martin J. O'Malley | 0 | 0.00% |
| Bernie Sanders | 100 | 47.17% |
| Uncommitted | 4 | 1.89% |
| Write-In | 0 | 0.00% |
| Total... | 212 | 0.00% |

March 8, 2016

Precinct Report

Midland County 444

City of Midland Ward 4 Precinct 2

| | | |
|-----------------------------------|------------|---------------|
| Registration & Turnout | | 1,085 |
| Election Day MPR Turnout | 514 | 47.37% |
| Manual Entry Election Day Turnout | 0 | 0.00% |
| County Clerk Turnout | 0 | 0.00% |
| Total... | 514 | 47.37% |

| | | |
|--|------------|--------------|
| Republican Registration & Turnout | | 0 |
| Election Day MPR Turnout | 356 | 0.00% |
| Manual Entry Election Day Turnout | 0 | 0.00% |
| County Clerk Turnout | 0 | 0.00% |
| Total... | 356 | 0.00% |

| | | |
|--|------------|--------------|
| Democratic Registration & Turnout | | 0 |
| Election Day MPR Turnout | 158 | 0.00% |
| Manual Entry Election Day Turnout | 0 | 0.00% |
| County Clerk Turnout | 0 | 0.00% |
| Total... | 158 | 0.00% |

| | | |
|--|----------|--------------|
| Non Partisan Registration & Turnout | | 0 |
| Election Day MPR Turnout | 0 | 0.00% |
| Manual Entry Election Day Turnout | 0 | 0.00% |
| County Clerk Turnout | 0 | 0.00% |
| Total... | 0 | 0.00% |

| | | |
|--|------------|----------------|
| REP - President and Vice President of the United States | | (Final) |
| Jeb Bush | 2 | 0.56% |
| Ben Carson | 2 | 0.56% |
| Chris Christie | 0 | 0.00% |
| Ted Cruz | 107 | 30.06% |
| Carly Fiorina | 0 | 0.00% |
| Lindsey Graham | 0 | 0.00% |
| Mike Huckabee | 3 | 0.84% |
| John R. Kasich | 134 | 37.64% |
| George Pataki | 0 | 0.00% |
| Rand Paul | 0 | 0.00% |
| Marco Rubio | 48 | 13.48% |
| Rick Santorum | 0 | 0.00% |
| Donald J. Trump | 54 | 15.17% |
| Uncommitted | 4 | 1.12% |
| Write-In | 2 | 0.56% |
| Total... | 356 | 100.00% |

| | | |
|--|------------|--------------|
| DEM - President and Vice President of the United States | | (Final) |
| Hillary Clinton | 81 | 51.59% |
| Roque Rocky De La Fuente | 0 | 0.00% |
| Martin J. O'Malley | 0 | 0.00% |
| Bernie Sanders | 76 | 48.41% |
| Uncommitted | 0 | 0.00% |
| Write-In | 0 | 0.00% |
| Total... | 157 | 0.00% |

March 8, 2016

Precinct Report

Midland County 444

City of Midland Ward 4 Precinct 3

Registration & Turnout 1,550

| | | |
|-----------------------------------|------------|---------------|
| Election Day MPR Turnout | 640 | 41.29% |
| Manual Entry Election Day Turnout | 0 | 0.00% |
| County Clerk Turnout | 0 | 0.00% |
| Total... | 640 | 41.29% |

Republican Registration & Turnout 0

| | | |
|-----------------------------------|------------|--------------|
| Election Day MPR Turnout | 449 | 0.00% |
| Manual Entry Election Day Turnout | 0 | 0.00% |
| County Clerk Turnout | 0 | 0.00% |
| Total... | 449 | 0.00% |

Democratic Registration & Turnout 0

| | | |
|-----------------------------------|------------|--------------|
| Election Day MPR Turnout | 191 | 0.00% |
| Manual Entry Election Day Turnout | 0 | 0.00% |
| County Clerk Turnout | 0 | 0.00% |
| Total... | 191 | 0.00% |

Non Partisan Registration & Turnout 0

| | | |
|-----------------------------------|----------|--------------|
| Election Day MPR Turnout | 0 | 0.00% |
| Manual Entry Election Day Turnout | 0 | 0.00% |
| County Clerk Turnout | 0 | 0.00% |
| Total... | 0 | 0.00% |

REP - President and Vice President of the United States (Final)

| | | |
|-----------------|------------|---------------|
| Jeb Bush | 1 | 0.22% |
| Ben Carson | 2 | 0.45% |
| Chris Christie | 1 | 0.22% |
| Ted Cruz | 158 | 35.19% |
| Carly Fiorina | 1 | 0.22% |
| Lindsey Graham | 0 | 0.00% |
| Mike Huckabee | 0 | 0.00% |
| John R. Kasich | 149 | 33.18% |
| George Pataki | 0 | 0.00% |
| Rand Paul | 0 | 0.00% |
| Marco Rubio | 56 | 12.47% |
| Rick Santorum | 1 | 0.22% |
| Donald J. Trump | 79 | 17.59% |
| Uncommitted | 1 | 0.22% |
| Write-In | 0 | 0.00% |
| Total... | 449 | 0.00% |

DEM - President and Vice President of the United States (Final)

| | | |
|--------------------------|------------|--------------|
| Hillary Clinton | 98 | 51.31% |
| Roque Rocky De La Fuente | 0 | 0.00% |
| Martin J. O'Malley | 0 | 0.00% |
| Bernie Sanders | 93 | 48.69% |
| Uncommitted | 0 | 0.00% |
| Write-In | 0 | 0.00% |
| Total... | 191 | 0.00% |

Handwritten signatures and initials are present in the right margin. There are four distinct marks: a large, stylized signature at the top left, a signature at the top right, the initials 'TB' in the middle, and a signature that appears to be 'CIT' at the bottom right.

March 8, 2016

Precinct Report

Midland County 444

City of Midland Ward 4 Precinct 4

| | | |
|-----------------------------------|------------|---------------|
| Registration & Turnout | | 1,308 |
| Election Day MPR Turnout | 609 | 46.56% |
| Manual Entry Election Day Turnout | 0 | 0.00% |
| County Clerk Turnout | 0 | 0.00% |
| Total... | 609 | 46.56% |

| | | |
|--|------------|--------------|
| Republican Registration & Turnout | | 0 |
| Election Day MPR Turnout | 393 | 0.00% |
| Manual Entry Election Day Turnout | 0 | 0.00% |
| County Clerk Turnout | 0 | 0.00% |
| Total... | 393 | 0.00% |

| | | |
|--|------------|--------------|
| Democratic Registration & Turnout | | 0 |
| Election Day MPR Turnout | 216 | 0.00% |
| Manual Entry Election Day Turnout | 0 | 0.00% |
| County Clerk Turnout | 0 | 0.00% |
| Total... | 216 | 0.00% |

| | | |
|--|----------|--------------|
| Non Partisan Registration & Turnout | | 0 |
| Election Day MPR Turnout | 0 | 0.00% |
| Manual Entry Election Day Turnout | 0 | 0.00% |
| County Clerk Turnout | 0 | 0.00% |
| Total... | 0 | 0.00% |

| | | |
|--|------------|--------------|
| REP - President and Vice President of the United States | | (Final) |
| Jeb Bush | 2 | 0.51% |
| Ben Carson | 3 | 0.77% |
| Chris Christie | 2 | 0.51% |
| Ted Cruz | 113 | 28.83% |
| Carly Fiorina | 1 | 0.26% |
| Lindsey Graham | 1 | 0.26% |
| Mike Huckabee | 0 | 0.00% |
| John R. Kasich | 120 | 30.61% |
| George Pataki | 0 | 0.00% |
| Rand Paul | 0 | 0.00% |
| Marco Rubio | 60 | 15.31% |
| Rick Santorum | 2 | 0.51% |
| Donald J. Trump | 83 | 21.17% |
| Uncommitted | 5 | 1.28% |
| Write-In | 0 | 0.00% |
| Total... | 392 | 0.00% |

| | | |
|--|------------|--------------|
| DEM - President and Vice President of the United States | | (Final) |
| Hillary Clinton | 95 | 43.98% |
| Roque Rocky De La Fuente | 0 | 0.00% |
| Martin J. O'Malley | 0 | 0.00% |
| Bernie Sanders | 121 | 56.02% |
| Uncommitted | 0 | 0.00% |
| Write-In | 0 | 0.00% |
| Total... | 216 | 0.00% |

AB

Jy 50

MDR

March 8, 2016
Precinct Report
Midland County 444

City of Midland Ward 5 Precinct 1

| | | |
|-----------------------------------|------------|---------------|
| Registration & Turnout | | 1,424 |
| Election Day MPR Turnout | 623 | 43.75% |
| Manual Entry Election Day Turnout | 0 | 0.00% |
| County Clerk Turnout | 0 | 0.00% |
| Total... | 623 | 43.75% |

| | | |
|--|------------|--------------|
| Republican Registration & Turnout | | 0 |
| Election Day MPR Turnout | 313 | 0.00% |
| Manual Entry Election Day Turnout | 0 | 0.00% |
| County Clerk Turnout | 0 | 0.00% |
| Total... | 313 | 0.00% |

| | | |
|--|------------|--------------|
| Democratic Registration & Turnout | | 0 |
| Election Day MPR Turnout | 310 | 0.00% |
| Manual Entry Election Day Turnout | 0 | 0.00% |
| County Clerk Turnout | 0 | 0.00% |
| Total... | 310 | 0.00% |

| | | |
|--|----------|--------------|
| Non Partisan Registration & Turnout | | 0 |
| Election Day MPR Turnout | 0 | 0.00% |
| Manual Entry Election Day Turnout | 0 | 0.00% |
| County Clerk Turnout | 0 | 0.00% |
| Total... | 0 | 0.00% |

| | | |
|--|------------|--------------|
| REP - President and Vice President of the United States | | (Final) |
| Jeb Bush | 2 | 0.64% |
| Ben Carson | 3 | 0.96% |
| Chris Christie | 0 | 0.00% |
| Ted Cruz | 107 | 34.19% |
| Carly Fiorina | 0 | 0.00% |
| Lindsey Graham | 0 | 0.00% |
| Mike Huckabee | 1 | 0.32% |
| John R. Kasich | 79 | 25.24% |
| George Pataki | 0 | 0.00% |
| Rand Paul | 0 | 0.00% |
| Marco Rubio | 44 | 14.06% |
| Rick Santorum | 0 | 0.00% |
| Donald J. Trump | 77 | 24.60% |
| Uncommitted | 0 | 0.00% |
| Write-In | 0 | 0.00% |
| Total... | 313 | 0.00% |

| | | |
|--|------------|----------------|
| DEM - President and Vice President of the United States | | (Final) |
| Hillary Clinton | 107 | 34.52% |
| Roque Rocky De La Fuente | 0 | 0.00% |
| Martin J. O'Malley | 1 | 0.32% |
| Bernie Sanders | 200 | 64.52% |
| Uncommitted | 1 | 0.32% |
| Write-In | 1 | 0.32% |
| Total... | 310 | 100.00% |

Handwritten signatures and initials:
 YH
 TB
 SED
 MDR

March 8, 2016

Precinct Report

Midland County 444

City of Midland Ward 5 Precinct 2

Registration & Turnout 1,303

| | | |
|-----------------------------------|------------|---------------|
| Election Day MPR Turnout | 522 | 40.06% |
| Manual Entry Election Day Turnout | 0 | 0.00% |
| County Clerk Turnout | 0 | 0.00% |
| Total... | 522 | 40.06% |

Republican Registration & Turnout 0

| | | |
|-----------------------------------|------------|--------------|
| Election Day MPR Turnout | 305 | 0.00% |
| Manual Entry Election Day Turnout | 0 | 0.00% |
| County Clerk Turnout | 0 | 0.00% |
| Total... | 305 | 0.00% |

Democratic Registration & Turnout 0

| | | |
|-----------------------------------|------------|--------------|
| Election Day MPR Turnout | 217 | 0.00% |
| Manual Entry Election Day Turnout | 0 | 0.00% |
| County Clerk Turnout | 0 | 0.00% |
| Total... | 217 | 0.00% |

Non Partisan Registration & Turnout 0

| | | |
|-----------------------------------|----------|--------------|
| Election Day MPR Turnout | 0 | 0.00% |
| Manual Entry Election Day Turnout | 0 | 0.00% |
| County Clerk Turnout | 0 | 0.00% |
| Total... | 0 | 0.00% |

REP - President and Vice President of the United States (Final)

| | | |
|-----------------|------------|---------------|
| Jeb Bush | 2 | 0.66% |
| Ben Carson | 1 | 0.33% |
| Chris Christie | 1 | 0.33% |
| Ted Cruz | 105 | 34.43% |
| Carly Fiorina | 1 | 0.33% |
| Lindsey Graham | 0 | 0.00% |
| Mike Huckabee | 0 | 0.00% |
| John R. Kasich | 76 | 24.92% |
| George Pataki | 0 | 0.00% |
| Rand Paul | 0 | 0.00% |
| Marco Rubio | 37 | 12.13% |
| Rick Santorum | 0 | 0.00% |
| Donald J. Trump | 80 | 26.23% |
| Uncommitted | 2 | 0.66% |
| Write-In | 0 | 0.00% |
| Total... | 305 | 0.00% |

DEM - President and Vice President of the United States (Final)

| | | |
|--------------------------|------------|----------------|
| Hillary Clinton | 84 | 38.71% |
| Roque Rocky De La Fuente | 0 | 0.00% |
| Martin J. O'Malley | 0 | 0.00% |
| Bernie Sanders | 131 | 60.37% |
| Uncommitted | 1 | 0.46% |
| Write-In | 1 | 0.46% |
| Total... | 217 | 100.00% |




March 8, 2016

Precinct Report

Midland County 444

City of Midland Ward 5 Precinct 3

Registration & Turnout 1,303

| | | |
|-----------------------------------|------------|---------------|
| Election Day MPR Turnout | 583 | 44.74% |
| Manual Entry Election Day Turnout | 0 | 0.00% |
| County Clerk Turnout | 0 | 0.00% |
| Total... | 583 | 44.74% |

Republican Registration & Turnout 0

| | | |
|-----------------------------------|------------|--------------|
| Election Day MPR Turnout | 361 | 0.00% |
| Manual Entry Election Day Turnout | 0 | 0.00% |
| County Clerk Turnout | 0 | 0.00% |
| Total... | 361 | 0.00% |

Democratic Registration & Turnout 0

| | | |
|-----------------------------------|------------|--------------|
| Election Day MPR Turnout | 222 | 0.00% |
| Manual Entry Election Day Turnout | 0 | 0.00% |
| County Clerk Turnout | 0 | 0.00% |
| Total... | 222 | 0.00% |

Non Partisan Registration & Turnout 0

| | | |
|-----------------------------------|----------|--------------|
| Election Day MPR Turnout | 0 | 0.00% |
| Manual Entry Election Day Turnout | 0 | 0.00% |
| County Clerk Turnout | 0 | 0.00% |
| Total... | 0 | 0.00% |

REP - President and Vice President of the United States (Final)

| | | |
|-----------------|------------|---------------|
| Jeb Bush | 8 | 2.22% |
| Ben Carson | 8 | 2.22% |
| Chris Christie | 1 | 0.28% |
| Ted Cruz | 124 | 34.35% |
| Carly Fiorina | 0 | 0.00% |
| Lindsey Graham | 0 | 0.00% |
| Mike Huckabee | 0 | 0.00% |
| John R. Kasich | 113 | 31.30% |
| George Pataki | 0 | 0.00% |
| Rand Paul | 2 | 0.55% |
| Marco Rubio | 36 | 9.97% |
| Rick Santorum | 0 | 0.00% |
| Donald J. Trump | 68 | 18.84% |
| Uncommitted | 1 | 0.28% |
| Write-In | 0 | 0.00% |
| Total... | 361 | 0.00% |

DEM - President and Vice President of the United States (Final)

| | | |
|--------------------------|------------|---------------|
| Hillary Clinton | 78 | 35.14% |
| Roque Rocky De La Fuente | 0 | 0.00% |
| Martin J. O'Malley | 0 | 0.00% |
| Bernie Sanders | 141 | 63.51% |
| Uncommitted | 3 | 1.35% |
| Write-In | 0 | 0.00% |
| Total... | 222 | 0.00% |

Handwritten signatures and initials are present to the right of the registration tables. There are three distinct signatures: a large one on the left, a cursive one in the middle, and a stylized one on the right. Below the middle signature are the initials 'B' and 'C'.

March 8, 2016

Precinct Report

Midland County 444

City of Midland Ward 5 Precinct 4

| | | |
|-----------------------------------|------------|---------------|
| Registration & Turnout | | 1,131 |
| Election Day MPR Turnout | 487 | 43.06% |
| Manual Entry Election Day Turnout | 0 | 0.00% |
| County Clerk Turnout | 0 | 0.00% |
| Total... | 487 | 43.06% |

| | | |
|--|------------|--------------|
| Republican Registration & Turnout | | 0 |
| Election Day MPR Turnout | 313 | 0.00% |
| Manual Entry Election Day Turnout | 0 | 0.00% |
| County Clerk Turnout | 0 | 0.00% |
| Total... | 313 | 0.00% |

| | | |
|--|------------|--------------|
| Democratic Registration & Turnout | | 0 |
| Election Day MPR Turnout | 174 | 0.00% |
| Manual Entry Election Day Turnout | 0 | 0.00% |
| County Clerk Turnout | 0 | 0.00% |
| Total... | 174 | 0.00% |

| | | |
|--|----------|--------------|
| Non Partisan Registration & Turnout | | 0 |
| Election Day MPR Turnout | 0 | 0.00% |
| Manual Entry Election Day Turnout | 0 | 0.00% |
| County Clerk Turnout | 0 | 0.00% |
| Total... | 0 | 0.00% |

| | | |
|--|------------|--------------|
| REP - President and Vice President of the United States | | (Final) |
| Jeb Bush | 3 | 0.96% |
| Ben Carson | 6 | 1.92% |
| Chris Christie | 0 | 0.00% |
| Ted Cruz | 92 | 29.39% |
| Carly Fiorina | 0 | 0.00% |
| Lindsey Graham | 0 | 0.00% |
| Mike Huckabee | 2 | 0.64% |
| John R. Kasich | 112 | 35.78% |
| George Pataki | 0 | 0.00% |
| Rand Paul | 3 | 0.96% |
| Marco Rubio | 46 | 14.70% |
| Rick Santorum | 0 | 0.00% |
| Donald J. Trump | 49 | 15.65% |
| Uncommitted | 0 | 0.00% |
| Write-In | 0 | 0.00% |
| Total... | 313 | 0.00% |

| | | |
|--|------------|----------------|
| DEM - President and Vice President of the United States | | (Final) |
| Hillary Clinton | 67 | 38.51% |
| Roque Rocky De La Fuente | 0 | 0.00% |
| Martin J. O'Malley | 2 | 1.15% |
| Bernie Sanders | 104 | 59.77% |
| Uncommitted | 0 | 0.00% |
| Write-In | 1 | 0.57% |
| Total... | 174 | 100.00% |

March 8, 2016

Precinct Report

Midland County 444

City of Midland Ward 5 Precinct 5

| | | |
|-----------------------------------|------------|---------------|
| Registration & Turnout | | 1,533 |
| Election Day MPR Turnout | 419 | 27.33% |
| Manual Entry Election Day Turnout | 0 | 0.00% |
| County Clerk Turnout | 0 | 0.00% |
| Total... | 419 | 27.33% |

| | | |
|--|------------|--------------|
| Republican Registration & Turnout | | 0 |
| Election Day MPR Turnout | 216 | 0.00% |
| Manual Entry Election Day Turnout | 0 | 0.00% |
| County Clerk Turnout | 0 | 0.00% |
| Total... | 216 | 0.00% |

| | | |
|--|------------|--------------|
| Democratic Registration & Turnout | | 0 |
| Election Day MPR Turnout | 203 | 0.00% |
| Manual Entry Election Day Turnout | 0 | 0.00% |
| County Clerk Turnout | 0 | 0.00% |
| Total... | 203 | 0.00% |

| | | |
|--|----------|--------------|
| Non Partisan Registration & Turnout | | 0 |
| Election Day MPR Turnout | 0 | 0.00% |
| Manual Entry Election Day Turnout | 0 | 0.00% |
| County Clerk Turnout | 0 | 0.00% |
| Total... | 0 | 0.00% |

| | | |
|--|------------|---------------|
| REP - President and Vice President of the United States | | (Final) |
| Jeb Bush | 6 | 2.78% |
| Ben Carson | 4 | 1.85% |
| Chris Christie | 2 | 0.93% |
| Ted Cruz | 73 | 33.80% |
| Carly Fiorina | 1 | 0.46% |
| Lindsey Graham | 0 | 0.00% |
| Mike Huckabee | 2 | 0.93% |
| John R. Kasich | 35 | 16.20% |
| George Pataki | 0 | 0.00% |
| Rand Paul | 1 | 0.46% |
| Marco Rubio | 20 | 9.26% |
| Rick Santorum | 1 | 0.46% |
| Donald J. Trump | 70 | 32.41% |
| Uncommitted | 1 | 0.46% |
| Write-In | 0 | 0.00% |
| Total... | 216 | 0.00% |

| | | |
|--|------------|---------------|
| DEM - President and Vice President of the United States | | (Final) |
| Hillary Clinton | 89 | 43.84% |
| Roque Rocky De La Fuente | 0 | 0.00% |
| Martin J. O'Malley | 0 | 0.00% |
| Bernie Sanders | 112 | 55.17% |
| Uncommitted | 2 | 0.99% |
| Write-In | 0 | 0.00% |
| Total... | 203 | 0.00% |

[Handwritten signatures and initials: B, TB, Ly, and a signature that appears to be "Cruz"]

March 8, 2016

Midland County 444

Edenville Township Precinct 1

| | | | |
|-----------------------------------|------------|---------------|--|
| Registration & Turnout | | 2,105 | |
| Election Day MPR Turnout | 582 | 27.65% | |
| Manual Entry Election Day Turnout | 0 | 0.00% | |
| County Clerk Turnout | 0 | 0.00% | |
| Total... | 582 | 27.65% | |

| | | | |
|--|------------|--------------|--|
| Republican Registration & Turnout | | 0 | |
| Election Day MPR Turnout | 397 | 0.00% | |
| Manual Entry Election Day Turnout | 0 | 0.00% | |
| County Clerk Turnout | 0 | 0.00% | |
| Total... | 397 | 0.00% | |

| | | | |
|--|------------|--------------|--|
| Democratic Registration & Turnout | | 0 | |
| Election Day MPR Turnout | 185 | 0.00% | |
| Manual Entry Election Day Turnout | 0 | 0.00% | |
| County Clerk Turnout | 0 | 0.00% | |
| Total... | 185 | 0.00% | |

| | | | |
|--|----------|--------------|--|
| Non Partisan Registration & Turnout | | 0 | |
| Election Day MPR Turnout | 0 | 0.00% | |
| Manual Entry Election Day Turnout | 0 | 0.00% | |
| County Clerk Turnout | 0 | 0.00% | |
| Total... | 0 | 0.00% | |

| | | | |
|--|------------|--------------|--|
| REP - President and Vice President of the United States | | (Final) | |
| Jeb Bush | 0 | 0.00% | |
| Ben Carson | 5 | 1.26% | |
| Chris Christie | 1 | 0.25% | |
| Ted Cruz | 132 | 33.25% | |
| Carly Fiorina | 0 | 0.00% | |
| Lindsey Graham | 0 | 0.00% | |
| Mike Huckabee | 1 | 0.25% | |
| John R. Kasich | 84 | 21.16% | |
| George Pataki | 1 | 0.25% | |
| Rand Paul | 2 | 0.50% | |
| Marco Rubio | 33 | 8.31% | |
| Rick Santorum | 0 | 0.00% | |
| Donald J. Trump | 137 | 34.51% | |
| Uncommitted | 1 | 0.25% | |
| Write-In | 0 | 0.00% | |
| Total... | 397 | 0.00% | |

| | | | |
|--|------------|--------------|--|
| DEM - President and Vice President of the United States | | (Final) | |
| Hillary Clinton | 69 | 37.30% | |
| Roque Rocky De La Fuente | 0 | 0.00% | |
| Martin J. O'Malley | 1 | 0.54% | |
| Bernie Sanders | 113 | 61.08% | |
| Uncommitted | 2 | 1.08% | |
| Write-In | 0 | 0.00% | |
| Total... | 185 | 0.00% | |

March 8, 2016

Precinct Report

Midland County 444

Geneva Township Precinct 1

Geneva Township Precinct 1

| Registration & Turnout | | 831 | |
|-----------------------------------|-----|--------|--|
| Election Day MPR Turnout | 284 | 34.18% | |
| Manual Entry Election Day Turnout | 0 | 0.00% | |
| County Clerk Turnout | 0 | 0.00% | |
| Total... | 284 | 34.18% | |

| Geneva Township Fire Operating Proposal | | (Final) |
|---|-----|---------|
| NO | 60 | 22.47% |
| Total... | 267 | 100.00% |

| Republican Registration & Turnout | | 0 | |
|-----------------------------------|-----|-------|--|
| Election Day MPR Turnout | 184 | 0.00% | |
| Manual Entry Election Day Turnout | 0 | 0.00% | |
| County Clerk Turnout | 0 | 0.00% | |
| Total... | 184 | 0.00% | |

| Democratic Registration & Turnout | | 0 | |
|-----------------------------------|----|-------|--|
| Election Day MPR Turnout | 90 | 0.00% | |
| Manual Entry Election Day Turnout | 0 | 0.00% | |
| County Clerk Turnout | 0 | 0.00% | |
| Total... | 90 | 0.00% | |

| Non Partisan Registration & Turnout | | 0 | |
|-------------------------------------|----|-------|--|
| Election Day MPR Turnout | 10 | 0.00% | |
| Manual Entry Election Day Turnout | 0 | 0.00% | |
| County Clerk Turnout | 0 | 0.00% | |
| Total... | 10 | 0.00% | |

| REP - President and Vice President of the United States | | (Final) |
|---|-----|---------|
| Jeb Bush | 1 | 0.54% |
| Ben Carson | 3 | 1.63% |
| Chris Christie | 0 | 0.00% |
| Ted Cruz | 57 | 30.98% |
| Carly Fiorina | 0 | 0.00% |
| Lindsey Graham | 1 | 0.54% |
| Mike Huckabee | 0 | 0.00% |
| John R. Kasich | 21 | 11.41% |
| George Pataki | 0 | 0.00% |
| Rand Paul | 0 | 0.00% |
| Marco Rubio | 8 | 4.35% |
| Rick Santorum | 1 | 0.54% |
| Donald J. Trump | 87 | 47.28% |
| Uncommitted | 5 | 2.72% |
| Write-In | 0 | 0.00% |
| Total... | 184 | 0.00% |

| DEM - President and Vice President of the United States | | (Final) |
|---|----|---------|
| Hillary Clinton | 39 | 43.33% |
| Roque Rocky De La Fuente | 0 | 0.00% |
| Martin J. O'Malley | 0 | 0.00% |
| Bernie Sanders | 49 | 54.44% |
| Uncommitted | 2 | 2.22% |
| Write-In | 0 | 0.00% |
| Total... | 90 | 0.00% |

| Geneva Township Fire Operating Proposal | | (Final) |
|---|-----|---------|
| YES | 207 | 77.53% |

Handwritten signatures and initials, including a large signature on the left and several smaller ones on the right, possibly representing election officials or voters.

March 8, 2016

Precinct Report

Midland County 444

Greendale Township Precinct 1

| | | | |
|-----------------------------------|------------|---------------|--|
| Registration & Turnout | | 1,326 | |
| Election Day MPR Turnout | 358 | 27.00% | |
| Manual Entry Election Day Turnout | 0 | 0.00% | |
| County Clerk Turnout | 0 | 0.00% | |
| Total... | 358 | 27.00% | |

| | | | |
|--|------------|--------------|--|
| Republican Registration & Turnout | | 0 | |
| Election Day MPR Turnout | 227 | 0.00% | |
| Manual Entry Election Day Turnout | 0 | 0.00% | |
| County Clerk Turnout | 0 | 0.00% | |
| Total... | 227 | 0.00% | |

| | | | |
|--|------------|--------------|--|
| Democratic Registration & Turnout | | 0 | |
| Election Day MPR Turnout | 131 | 0.00% | |
| Manual Entry Election Day Turnout | 0 | 0.00% | |
| County Clerk Turnout | 0 | 0.00% | |
| Total... | 131 | 0.00% | |

| | | | |
|--|----------|--------------|--|
| Non Partisan Registration & Turnout | | 0 | |
| Election Day MPR Turnout | 0 | 0.00% | |
| Manual Entry Election Day Turnout | 0 | 0.00% | |
| County Clerk Turnout | 0 | 0.00% | |
| Total... | 0 | 0.00% | |

| | | | |
|--|------------|--------------|--|
| REP - President and Vice President of the United States | | (Final) | |
| Jeb Bush | 2 | 0.88% | |
| Ben Carson | 3 | 1.32% | |
| Chris Christie | 0 | 0.00% | |
| Ted Cruz | 75 | 33.04% | |
| Carly Fiorina | 0 | 0.00% | |
| Lindsey Graham | 1 | 0.44% | |
| Mike Huckabee | 1 | 0.44% | |
| John R. Kasich | 31 | 13.66% | |
| George Pataki | 0 | 0.00% | |
| Rand Paul | 1 | 0.44% | |
| Marco Rubio | 17 | 7.49% | |
| Rick Santorum | 0 | 0.00% | |
| Donald J. Trump | 94 | 41.41% | |
| Uncommitted | 2 | 0.88% | |
| Write-In | 0 | 0.00% | |
| Total... | 227 | 0.00% | |

| | | | |
|--|------------|--------------|--|
| DEM - President and Vice President of the United States | | (Final) | |
| Hillary Clinton | 41 | 31.30% | |
| Roque Rocky De La Fuente | 0 | 0.00% | |
| Martin J. O'Malley | 1 | 0.76% | |
| Bernie Sanders | 89 | 67.94% | |
| Uncommitted | 0 | 0.00% | |
| Write-In | 0 | 0.00% | |
| Total... | 131 | 0.00% | |

March 8, 2016
Precinct Report
Midland County 444

Homer Township Precinct 1

| | | | |
|-----------------------------------|------------|---------------|--|
| Registration & Turnout | | 1,029 | |
| Election Day MPR Turnout | 364 | 35.37% | |
| Manual Entry Election Day Turnout | 0 | 0.00% | |
| County Clerk Turnout | 0 | 0.00% | |
| Total... | 364 | 35.37% | |

| | | | |
|--|------------|--------------|--|
| Republican Registration & Turnout | | 0 | |
| Election Day MPR Turnout | 240 | 0.00% | |
| Manual Entry Election Day Turnout | 0 | 0.00% | |
| County Clerk Turnout | 0 | 0.00% | |
| Total... | 240 | 0.00% | |

| | | | |
|--|------------|--------------|--|
| Democratic Registration & Turnout | | 0 | |
| Election Day MPR Turnout | 124 | 0.00% | |
| Manual Entry Election Day Turnout | 0 | 0.00% | |
| County Clerk Turnout | 0 | 0.00% | |
| Total... | 124 | 0.00% | |

| | | | |
|--|----------|--------------|--|
| Non Partisan Registration & Turnout | | 0 | |
| Election Day MPR Turnout | 0 | 0.00% | |
| Manual Entry Election Day Turnout | 0 | 0.00% | |
| County Clerk Turnout | 0 | 0.00% | |
| Total... | 0 | 0.00% | |

| | | | |
|--|------------|----------------|--|
| REP - President and Vice President of the United States | | (Final) | |
| Jeb Bush | 2 | 0.83% | |
| Ben Carson | 5 | 2.08% | |
| Chris Christie | 0 | 0.00% | |
| Ted Cruz | 74 | 30.83% | |
| Carly Fiorina | 0 | 0.00% | |
| Lindsey Graham | 1 | 0.42% | |
| Mike Huckabee | 2 | 0.83% | |
| John R. Kasich | 57 | 23.75% | |
| George Pataki | 0 | 0.00% | |
| Rand Paul | 1 | 0.42% | |
| Marco Rubio | 17 | 7.08% | |
| Rick Santorum | 0 | 0.00% | |
| Donald J. Trump | 79 | 32.92% | |
| Uncommitted | 2 | 0.83% | |
| Write-In | 0 | 0.00% | |
| Total... | 240 | 0.00% | |

| | | | |
|--|------------|----------------|--|
| DEM - President and Vice President of the United States | | (Final) | |
| Hillary Clinton | 45 | 36.29% | |
| Roque Rocky De La Fuente | 0 | 0.00% | |
| Martin J. O'Malley | 1 | 0.81% | |
| Bernie Sanders | 76 | 61.29% | |
| Uncommitted | 1 | 0.81% | |
| Write-In | 1 | 0.81% | |
| Total... | 124 | 100.00% | |

SD

MPR

Hy

M

March 8, 2016

Precinct Report

Midland County 444

Homer Township Precinct 2

Registration & Turnout 1,066

| | | |
|-----------------------------------|------------|---------------|
| Election Day MPR Turnout | 310 | 29.08% |
| Manual Entry Election Day Turnout | 0 | 0.00% |
| County Clerk Turnout | 0 | 0.00% |
| Total... | 310 | 29.08% |

Republican Registration & Turnout 0

| | | |
|-----------------------------------|------------|--------------|
| Election Day MPR Turnout | 213 | 0.00% |
| Manual Entry Election Day Turnout | 0 | 0.00% |
| County Clerk Turnout | 0 | 0.00% |
| Total... | 213 | 0.00% |

Democratic Registration & Turnout 0

| | | |
|-----------------------------------|-----------|--------------|
| Election Day MPR Turnout | 97 | 0.00% |
| Manual Entry Election Day Turnout | 0 | 0.00% |
| County Clerk Turnout | 0 | 0.00% |
| Total... | 97 | 0.00% |

Non Partisan Registration & Turnout 0

| | | |
|-----------------------------------|----------|--------------|
| Election Day MPR Turnout | 0 | 0.00% |
| Manual Entry Election Day Turnout | 0 | 0.00% |
| County Clerk Turnout | 0 | 0.00% |
| Total... | 0 | 0.00% |

REP - President and Vice President of the United States (Final)

| | | |
|-----------------|------------|--------------|
| Jeb Bush | 2 | 0.94% |
| Ben Carson | 5 | 2.35% |
| Chris Christie | 0 | 0.00% |
| Ted Cruz | 71 | 33.33% |
| Carly Fiorina | 0 | 0.00% |
| Lindsey Graham | 0 | 0.00% |
| Mike Huckabee | 1 | 0.47% |
| John R. Kasich | 49 | 23.00% |
| George Pataki | 0 | 0.00% |
| Rand Paul | 0 | 0.00% |
| Marco Rubio | 14 | 6.57% |
| Rick Santorum | 0 | 0.00% |
| Donald J. Trump | 66 | 30.99% |
| Uncommitted | 5 | 2.35% |
| Write-In | 0 | 0.00% |
| Total... | 213 | 0.00% |

DEM - President and Vice President of the United States (Final)

| | | |
|--------------------------|-----------|--------------|
| Hillary Clinton | 39 | 40.21% |
| Roque Rocky De La Fuente | 0 | 0.00% |
| Martin J. O'Malley | 0 | 0.00% |
| Bernie Sanders | 54 | 55.67% |
| Uncommitted | 4 | 4.12% |
| Write-In | 0 | 0.00% |
| Total... | 97 | 0.00% |

March 8, 2016
Precinct Report
Midland County 444

Homer Township Precinct 3

| | | |
|-----------------------------------|------------|---------------|
| Registration & Turnout | | 1,251 |
| Election Day MPR Turnout | 403 | 32.21% |
| Manual Entry Election Day Turnout | 0 | 0.00% |
| County Clerk Turnout | 0 | 0.00% |
| Total... | 403 | 32.21% |


| | | |
|--|------------|--------------|
| Republican Registration & Turnout | | 0 |
| Election Day MPR Turnout | 290 | 0.00% |
| Manual Entry Election Day Turnout | 0 | 0.00% |
| County Clerk Turnout | 0 | 0.00% |
| Total... | 290 | 0.00% |

| | | |
|--|------------|--------------|
| Democratic Registration & Turnout | | 0 |
| Election Day MPR Turnout | 113 | 0.00% |
| Manual Entry Election Day Turnout | 0 | 0.00% |
| County Clerk Turnout | 0 | 0.00% |
| Total... | 113 | 0.00% |

| | | |
|--|----------|--------------|
| Non Partisan Registration & Turnout | | 0 |
| Election Day MPR Turnout | 0 | 0.00% |
| Manual Entry Election Day Turnout | 0 | 0.00% |
| County Clerk Turnout | 0 | 0.00% |
| Total... | 0 | 0.00% |

| | | |
|--|------------|----------------|
| REP - President and Vice President of the United States | | (Final) |
| Jeb Bush | 2 | 0.69% |
| Ben Carson | 2 | 0.69% |
| Chris Christie | 1 | 0.34% |
| Ted Cruz | 101 | 34.83% |
| Carly Fiorina | 1 | 0.34% |
| Lindsey Graham | 0 | 0.00% |
| Mike Huckabee | 3 | 1.03% |
| John R. Kasich | 68 | 23.45% |
| George Pataki | 0 | 0.00% |
| Rand Paul | 0 | 0.00% |
| Marco Rubio | 24 | 8.28% |
| Rick Santorum | 2 | 0.69% |
| Donald J. Trump | 82 | 28.28% |
| Uncommitted | 3 | 1.03% |
| Write-In | 1 | 0.34% |
| Total... | 290 | 100.00% |

| | | |
|--|------------|--------------|
| DEM - President and Vice President of the United States | | (Final) |
| Hillary Clinton | 43 | 38.05% |
| Roque Rocky De La Fuente | 0 | 0.00% |
| Martin J. O'Malley | 1 | 0.88% |
| Bernie Sanders | 69 | 61.06% |
| Uncommitted | 0 | 0.00% |
| Write-In | 0 | 0.00% |
| Total... | 113 | 0.00% |



March 8, 2016

Precinct Report

Midland County 444

Hope Township Precinct 1

| | | | |
|-----------------------------------|------------|---------------|--|
| Registration & Turnout | | 1,166 | |
| Election Day MPR Turnout | 368 | 31.56% | |
| Manual Entry Election Day Turnout | 0 | 0.00% | |
| County Clerk Turnout | 0 | 0.00% | |
| Total... | 368 | 31.56% | |

| | | | |
|--|------------|--------------|--|
| Republican Registration & Turnout | | 0 | |
| Election Day MPR Turnout | 255 | 0.00% | |
| Manual Entry Election Day Turnout | 0 | 0.00% | |
| County Clerk Turnout | 0 | 0.00% | |
| Total... | 255 | 0.00% | |

| | | | |
|--|------------|--------------|--|
| Democratic Registration & Turnout | | 0 | |
| Election Day MPR Turnout | 113 | 0.00% | |
| Manual Entry Election Day Turnout | 0 | 0.00% | |
| County Clerk Turnout | 0 | 0.00% | |
| Total... | 113 | 0.00% | |

| | | | |
|--|----------|--------------|--|
| Non Partisan Registration & Turnout | | 0 | |
| Election Day MPR Turnout | 0 | 0.00% | |
| Manual Entry Election Day Turnout | 0 | 0.00% | |
| County Clerk Turnout | 0 | 0.00% | |
| Total... | 0 | 0.00% | |

| | | | |
|--|------------|---------------|--|
| REP - President and Vice President of the United States | | (Final) | |
| Jeb Bush | 2 | 0.78% | |
| Ben Carson | 7 | 2.75% | |
| Chris Christie | 0 | 0.00% | |
| Ted Cruz | 85 | 33.33% | |
| Carly Fiorina | 1 | 0.39% | |
| Lindsey Graham | 0 | 0.00% | |
| Mike Huckabee | 0 | 0.00% | |
| John R. Kasich | 40 | 15.69% | |
| George Pataki | 0 | 0.00% | |
| Rand Paul | 0 | 0.00% | |
| Marco Rubio | 19 | 7.45% | |
| Rick Santorum | 1 | 0.39% | |
| Donald J. Trump | 98 | 38.43% | |
| Uncommitted | 2 | 0.78% | |
| Write-In | 0 | 0.00% | |
| Total... | 255 | 0.00% | |

| | | | |
|--|------------|---------------|--|
| DEM - President and Vice President of the United States | | (Final) | |
| Hillary Clinton | 47 | 41.59% | |
| Roque Rocky De La Fuente | 1 | 0.88% | |
| Martin J. O'Malley | 1 | 0.88% | |
| Bernie Sanders | 62 | 54.87% | |
| Uncommitted | 2 | 1.77% | |
| Write-In | 0 | 0.00% | |
| Total... | 113 | 0.00% | |

March 8, 2016

Precinct Report

Midland County 444

Ingersoll Township Precinct 1

| | | | |
|-----------------------------------|------------|---------------|--|
| Registration & Turnout | | 1,289 | |
| Election Day MPR Turnout | 418 | 32.43% | |
| Manual Entry Election Day Turnout | 0 | 0.00% | |
| County Clerk Turnout | 0 | 0.00% | |
| Total... | 418 | 32.43% | |

| | | | |
|--|------------|--------------|--|
| Republican Registration & Turnout | | 0 | |
| Election Day MPR Turnout | 298 | 0.00% | |
| Manual Entry Election Day Turnout | 0 | 0.00% | |
| County Clerk Turnout | 0 | 0.00% | |
| Total... | 298 | 0.00% | |

| | | | |
|--|------------|--------------|--|
| Democratic Registration & Turnout | | 0 | |
| Election Day MPR Turnout | 120 | 0.00% | |
| Manual Entry Election Day Turnout | 0 | 0.00% | |
| County Clerk Turnout | 0 | 0.00% | |
| Total... | 120 | 0.00% | |

| | | | |
|--|----------|--------------|--|
| Non Partisan Registration & Turnout | | 0 | |
| Election Day MPR Turnout | 0 | 0.00% | |
| Manual Entry Election Day Turnout | 0 | 0.00% | |
| County Clerk Turnout | 0 | 0.00% | |
| Total... | 0 | 0.00% | |

| | | | |
|--|------------|--------------|--|
| REP - President and Vice President of the United States | | (Final) | |
| Jeb Bush | 1 | 0.34% | |
| Ben Carson | 3 | 1.01% | |
| Chris Christie | 0 | 0.00% | |
| Ted Cruz | 132 | 44.30% | |
| Carly Fiorina | 0 | 0.00% | |
| Lindsey Graham | 0 | 0.00% | |
| Mike Huckabee | 0 | 0.00% | |
| John R. Kasich | 49 | 16.44% | |
| George Pataki | 1 | 0.34% | |
| Rand Paul | 1 | 0.34% | |
| Marco Rubio | 26 | 8.72% | |
| Rick Santorum | 0 | 0.00% | |
| Donald J. Trump | 80 | 26.85% | |
| Uncommitted | 5 | 1.68% | |
| Write-In | 0 | 0.00% | |
| Total... | 298 | 0.00% | |



| | | | |
|--|------------|--------------|--|
| DEM - President and Vice President of the United States | | (Final) | |
| Hillary Clinton | 56 | 46.67% | |
| Roque Rocky De La Fuente | 0 | 0.00% | |
| Martin J. O'Malley | 1 | 0.83% | |
| Bernie Sanders | 56 | 46.67% | |
| Uncommitted | 7 | 5.83% | |
| Write-In | 0 | 0.00% | |
| Total... | 120 | 0.00% | |

March 8, 2016

Precinct Report

Midland County 444

Ingersoll Township Precinct 2

Registration & Turnout 857

| | | |
|-----------------------------------|------------|---------------|
| Election Day MPR Turnout | 321 | 37.46% |
| Manual Entry Election Day Turnout | 0 | 0.00% |
| County Clerk Turnout | 0 | 0.00% |
| Total... | 321 | 37.46% |

Republican Registration & Turnout 0

| | | |
|-----------------------------------|------------|--------------|
| Election Day MPR Turnout | 205 | 0.00% |
| Manual Entry Election Day Turnout | 0 | 0.00% |
| County Clerk Turnout | 0 | 0.00% |
| Total... | 205 | 0.00% |

Democratic Registration & Turnout 0

| | | |
|-----------------------------------|------------|--------------|
| Election Day MPR Turnout | 116 | 0.00% |
| Manual Entry Election Day Turnout | 0 | 0.00% |
| County Clerk Turnout | 0 | 0.00% |
| Total... | 116 | 0.00% |

Non Partisan Registration & Turnout 0

| | | |
|-----------------------------------|----------|--------------|
| Election Day MPR Turnout | 0 | 0.00% |
| Manual Entry Election Day Turnout | 0 | 0.00% |
| County Clerk Turnout | 0 | 0.00% |
| Total... | 0 | 0.00% |

REP - President and Vice President of the United States (Final)

| | | |
|-----------------|------------|----------------|
| Jeb Bush | 3 | 1.47% |
| Ben Carson | 1 | 0.49% |
| Chris Christie | 0 | 0.00% |
| Ted Cruz | 72 | 35.29% |
| Carly Fiorina | 3 | 1.47% |
| Lindsey Graham | 0 | 0.00% |
| Mike Huckabee | 0 | 0.00% |
| John R. Kasich | 41 | 20.10% |
| George Pataki | 0 | 0.00% |
| Rand Paul | 2 | 0.98% |
| Marco Rubio | 19 | 9.31% |
| Rick Santorum | 0 | 0.00% |
| Donald J. Trump | 60 | 29.41% |
| Uncommitted | 2 | 0.98% |
| Write-In | 1 | 0.49% |
| Total... | 204 | 100.00% |

DEM - President and Vice President of the United States (Final)

| | | |
|--------------------------|------------|--------------|
| Hillary Clinton | 52 | 44.83% |
| Roque Rocky De La Fuente | 0 | 0.00% |
| Martin J. O'Malley | 0 | 0.00% |
| Bernie Sanders | 61 | 52.59% |
| Uncommitted | 3 | 2.59% |
| Write-In | 0 | 0.00% |
| Total... | 116 | 0.00% |

March 8, 2016

Precinct Report

Midland County 444

Jasper Township Precinct 1

Registration & Turnout 795

| | | |
|-----------------------------------|------------|---------------|
| Election Day MPR Turnout | 204 | 25.66% |
| Manual Entry Election Day Turnout | 0 | 0.00% |
| County Clerk Turnout | 0 | 0.00% |
| Total... | 204 | 25.66% |

Republican Registration & Turnout 0

| | | |
|-----------------------------------|------------|--------------|
| Election Day MPR Turnout | 128 | 0.00% |
| Manual Entry Election Day Turnout | 0 | 0.00% |
| County Clerk Turnout | 0 | 0.00% |
| Total... | 128 | 0.00% |

Democratic Registration & Turnout 0

| | | |
|-----------------------------------|-----------|--------------|
| Election Day MPR Turnout | 76 | 0.00% |
| Manual Entry Election Day Turnout | 0 | 0.00% |
| County Clerk Turnout | 0 | 0.00% |
| Total... | 76 | 0.00% |

Non Partisan Registration & Turnout 0

| | | |
|-----------------------------------|----------|--------------|
| Election Day MPR Turnout | 0 | 0.00% |
| Manual Entry Election Day Turnout | 0 | 0.00% |
| County Clerk Turnout | 0 | 0.00% |
| Total... | 0 | 0.00% |

REP - President and Vice President of the United States (Final)

| | | |
|-----------------|------------|--------------|
| Jeb Bush | 0 | 0.00% |
| Ben Carson | 1 | 0.78% |
| Chris Christie | 1 | 0.78% |
| Ted Cruz | 34 | 26.56% |
| Carly Fiorina | 0 | 0.00% |
| Lindsey Graham | 0 | 0.00% |
| Mike Huckabee | 1 | 0.78% |
| John R. Kasich | 32 | 25.00% |
| George Pataki | 0 | 0.00% |
| Rand Paul | 0 | 0.00% |
| Marco Rubio | 6 | 4.69% |
| Rick Santorum | 0 | 0.00% |
| Donald J. Trump | 52 | 40.63% |
| Uncommitted | 1 | 0.78% |
| Write-In | 0 | 0.00% |
| Total... | 128 | 0.00% |

DEM - President and Vice President of the United States (Final)

| | | |
|--------------------------|-----------|--------------|
| Hillary Clinton | 25 | 32.89% |
| Roque Rocky De La Fuente | 0 | 0.00% |
| Martin J. O'Malley | 0 | 0.00% |
| Bernie Sanders | 48 | 63.16% |
| Uncommitted | 3 | 3.95% |
| Write-In | 0 | 0.00% |
| Total... | 76 | 0.00% |

March 8, 2016

Midland County 444

Jerome Township Precinct 1

Registration & Turnout 704

| | | |
|-----------------------------------|------------|---------------|
| Election Day MPR Turnout | 225 | 31.96% |
| Manual Entry Election Day Turnout | 0 | 0.00% |
| County Clerk Turnout | 0 | 0.00% |
| Total... | 225 | 31.96% |

Republican Registration & Turnout 0

| | | |
|-----------------------------------|------------|--------------|
| Election Day MPR Turnout | 146 | 0.00% |
| Manual Entry Election Day Turnout | 0 | 0.00% |
| County Clerk Turnout | 0 | 0.00% |
| Total... | 146 | 0.00% |

Democratic Registration & Turnout 0

| | | |
|-----------------------------------|-----------|--------------|
| Election Day MPR Turnout | 79 | 0.00% |
| Manual Entry Election Day Turnout | 0 | 0.00% |
| County Clerk Turnout | 0 | 0.00% |
| Total... | 79 | 0.00% |

Non Partisan Registration & Turnout 0

| | | |
|-----------------------------------|----------|--------------|
| Election Day MPR Turnout | 0 | 0.00% |
| Manual Entry Election Day Turnout | 0 | 0.00% |
| County Clerk Turnout | 0 | 0.00% |
| Total... | 0 | 0.00% |

REP - President and Vice President of the United States (Final)

| | | |
|------------------------|------------|----------------|
| Jeb Bush | 0 | 0.00% |
| Ben Carson | 3 | 2.05% |
| Chris Christie | 0 | 0.00% |
| Ted Cruz | 48 | 32.88% |
| Carly Fiorina | 0 | 0.00% |
| Lindsey Graham | 0 | 0.00% |
| Mike Huckabee | 0 | 0.00% |
| John R. Kasich | 27 | 18.49% |
| George Pataki | 0 | 0.00% |
| Rand Paul | 0 | 0.00% |
| Marco Rubio | 11 | 7.53% |
| Rick Santorum | 0 | 0.00% |
| Donald J. Trump | 54 | 36.99% |
| Uncommitted | 2 | 1.37% |
| Write-In | 1 | 0.68% |
| Total... | 146 | 100.00% |

DEM - President and Vice President of the United States (Final)

| | | |
|--------------------------|-----------|----------------|
| Hillary Clinton | 32 | 40.51% |
| Roque Rocky De La Fuente | 0 | 0.00% |
| Martin J. O'Malley | 0 | 0.00% |
| Bernie Sanders | 46 | 58.23% |
| Uncommitted | 0 | 0.00% |
| Write-In | 1 | 1.27% |
| Total... | 79 | 100.00% |




March 8, 2016

Midland County 444

Jerome Township Precinct 2

| | | |
|-----------------------------------|------------|---------------|
| Registration & Turnout | | 1,218 |
| Election Day MPR Turnout | 391 | 32.10% |
| Manual Entry Election Day Turnout | 0 | 0.00% |
| County Clerk Turnout | 0 | 0.00% |
| Total... | 391 | 32.10% |

| | | |
|--|------------|--------------|
| Republican Registration & Turnout | | 0 |
| Election Day MPR Turnout | 238 | 0.00% |
| Manual Entry Election Day Turnout | 0 | 0.00% |
| County Clerk Turnout | 0 | 0.00% |
| Total... | 238 | 0.00% |

| | | |
|--|------------|--------------|
| Democratic Registration & Turnout | | 0 |
| Election Day MPR Turnout | 153 | 0.00% |
| Manual Entry Election Day Turnout | 0 | 0.00% |
| County Clerk Turnout | 0 | 0.00% |
| Total... | 153 | 0.00% |

| | | |
|--|----------|--------------|
| Non Partisan Registration & Turnout | | 0 |
| Election Day MPR Turnout | 0 | 0.00% |
| Manual Entry Election Day Turnout | 0 | 0.00% |
| County Clerk Turnout | 0 | 0.00% |
| Total... | 0 | 0.00% |

| | | |
|--|------------|--------------|
| REP - President and Vice President of the United States | | (Final) |
| Jeb Bush | 1 | 0.42% |
| Ben Carson | 4 | 1.68% |
| Chris Christie | 2 | 0.84% |
| Ted Cruz | 53 | 22.27% |
| Carly Fiorina | 0 | 0.00% |
| Lindsey Graham | 0 | 0.00% |
| Mike Huckabee | 0 | 0.00% |
| John R. Kasich | 69 | 28.99% |
| George Pataki | 0 | 0.00% |
| Rand Paul | 1 | 0.42% |
| Marco Rubio | 22 | 9.24% |
| Rick Santorum | 0 | 0.00% |
| Donald J. Trump | 83 | 34.87% |
| Uncommitted | 3 | 1.26% |
| Write-In | 0 | 0.00% |
| Total... | 238 | 0.00% |

| | | |
|--|------------|--------------|
| DEM - President and Vice President of the United States | | (Final) |
| Hillary Clinton | 67 | 43.79% |
| Roque Rocky De La Fuente | 0 | 0.00% |
| Martin J. O'Malley | 1 | 0.65% |
| Bernie Sanders | 81 | 52.94% |
| Uncommitted | 4 | 2.61% |
| Write-In | 0 | 0.00% |
| Total... | 153 | 0.00% |

March 8, 2016

Midland County 444

Jerome Township Precinct 3

Registration & Turnout 630

| | | |
|-----------------------------------|------------|---------------|
| Election Day MPR Turnout | 189 | 30.00% |
| Manual Entry Election Day Turnout | 0 | 0.00% |
| County Clerk Turnout | 0 | 0.00% |
| Total... | 189 | 30.00% |

Republican Registration & Turnout 0

| | | |
|-----------------------------------|------------|--------------|
| Election Day MPR Turnout | 130 | 0.00% |
| Manual Entry Election Day Turnout | 0 | 0.00% |
| County Clerk Turnout | 0 | 0.00% |
| Total... | 130 | 0.00% |

Democratic Registration & Turnout 0

| | | |
|-----------------------------------|-----------|--------------|
| Election Day MPR Turnout | 59 | 0.00% |
| Manual Entry Election Day Turnout | 0 | 0.00% |
| County Clerk Turnout | 0 | 0.00% |
| Total... | 59 | 0.00% |

Non Partisan Registration & Turnout 0

| | | |
|-----------------------------------|----------|--------------|
| Election Day MPR Turnout | 0 | 0.00% |
| Manual Entry Election Day Turnout | 0 | 0.00% |
| County Clerk Turnout | 0 | 0.00% |
| Total... | 0 | 0.00% |

REP - President and Vice President of the United States (Final)

| | | |
|-----------------|------------|--------------|
| Jeb Bush | 1 | 0.78% |
| Ben Carson | 0 | 0.00% |
| Chris Christie | 0 | 0.00% |
| Ted Cruz | 48 | 37.21% |
| Carly Fiorina | 0 | 0.00% |
| Lindsey Graham | 0 | 0.00% |
| Mike Huckabee | 0 | 0.00% |
| John R. Kasich | 26 | 20.16% |
| George Pataki | 1 | 0.78% |
| Rand Paul | 1 | 0.78% |
| Marco Rubio | 10 | 7.75% |
| Rick Santorum | 0 | 0.00% |
| Donald J. Trump | 42 | 32.56% |
| Uncommitted | 0 | 0.00% |
| Write-In | 0 | 0.00% |
| Total... | 129 | 0.00% |

DEM - President and Vice President of the United States (Final)

| | | |
|--------------------------|-----------|--------------|
| Hillary Clinton | 19 | 32.20% |
| Roque Rocky De La Fuente | 2 | 3.39% |
| Martin J. O'Malley | 0 | 0.00% |
| Bernie Sanders | 38 | 64.41% |
| Uncommitted | 0 | 0.00% |
| Write-In | 0 | 0.00% |
| Total... | 59 | 0.00% |

Ly
CHB
TB

March 8, 2016

Midland County 444

Jerome Township Precinct 4

| | | |
|-----------------------------------|------------|---------------|
| Registration & Turnout | | 1,321 |
| Election Day MPR Turnout | 358 | 27.10% |
| Manual Entry Election Day Turnout | 0 | 0.00% |
| County Clerk Turnout | 0 | 0.00% |
| Total... | 358 | 27.10% |

| | | |
|--|------------|--------------|
| Republican Registration & Turnout | | 0 |
| Election Day MPR Turnout | 252 | 0.00% |
| Manual Entry Election Day Turnout | 0 | 0.00% |
| County Clerk Turnout | 0 | 0.00% |
| Total... | 252 | 0.00% |

| | | |
|--|------------|--------------|
| Democratic Registration & Turnout | | 0 |
| Election Day MPR Turnout | 106 | 0.00% |
| Manual Entry Election Day Turnout | 0 | 0.00% |
| County Clerk Turnout | 0 | 0.00% |
| Total... | 106 | 0.00% |

| | | |
|--|----------|--------------|
| Non Partisan Registration & Turnout | | 0 |
| Election Day MPR Turnout | 0 | 0.00% |
| Manual Entry Election Day Turnout | 0 | 0.00% |
| County Clerk Turnout | 0 | 0.00% |
| Total... | 0 | 0.00% |

| | | |
|--|------------|--------------|
| REP - President and Vice President of the United States | | (Final) |
| Jeb Bush | 2 | 0.79% |
| Ben Carson | 3 | 1.19% |
| Chris Christie | 1 | 0.40% |
| Ted Cruz | 84 | 33.33% |
| Carly Fiorina | 0 | 0.00% |
| Lindsey Graham | 1 | 0.40% |
| Mike Huckabee | 0 | 0.00% |
| John R. Kasich | 41 | 16.27% |
| George Pataki | 0 | 0.00% |
| Rand Paul | 2 | 0.79% |
| Marco Rubio | 15 | 5.95% |
| Rick Santorum | 5 | 1.98% |
| Donald J. Trump | 96 | 38.10% |
| Uncommitted | 2 | 0.79% |
| Write-In | 0 | 0.00% |
| Total... | 252 | 0.00% |

| | | |
|--|------------|--------------|
| DEM - President and Vice President of the United States | | (Final) |
| Hillary Clinton | 50 | 47.17% |
| Roque Rocky De La Fuente | 0 | 0.00% |
| Martin J. O'Malley | 0 | 0.00% |
| Bernie Sanders | 55 | 51.89% |
| Uncommitted | 1 | 0.94% |
| Write-In | 0 | 0.00% |
| Total... | 106 | 0.00% |

m

JL

MPR
ST

March 8, 2016

Midland County 444

Larkin Township Precinct 1

Registration & Turnout 1,626

| | | |
|-----------------------------------|------------|---------------|
| Election Day MPR Turnout | 592 | 36.41% |
| Manual Entry Election Day Turnout | 0 | 0.00% |
| County Clerk Turnout | 0 | 0.00% |
| Total... | 592 | 36.41% |

Republican Registration & Turnout 0

| | | |
|-----------------------------------|------------|--------------|
| Election Day MPR Turnout | 452 | 0.00% |
| Manual Entry Election Day Turnout | 0 | 0.00% |
| County Clerk Turnout | 0 | 0.00% |
| Total... | 452 | 0.00% |

Democratic Registration & Turnout 0

| | | |
|-----------------------------------|------------|--------------|
| Election Day MPR Turnout | 140 | 0.00% |
| Manual Entry Election Day Turnout | 0 | 0.00% |
| County Clerk Turnout | 0 | 0.00% |
| Total... | 140 | 0.00% |

Non Partisan Registration & Turnout 0

| | | |
|-----------------------------------|----------|--------------|
| Election Day MPR Turnout | 0 | 0.00% |
| Manual Entry Election Day Turnout | 0 | 0.00% |
| County Clerk Turnout | 0 | 0.00% |
| Total... | 0 | 0.00% |

REP - President and Vice President of the United States (Final)

| | | |
|-----------------|------------|--------------|
| Jeb Bush | 1 | 0.22% |
| Ben Carson | 9 | 1.99% |
| Chris Christie | 2 | 0.44% |
| Ted Cruz | 163 | 36.06% |
| Carly Fiorina | 1 | 0.22% |
| Lindsey Graham | 0 | 0.00% |
| Mike Huckabee | 2 | 0.44% |
| John R. Kasich | 103 | 22.79% |
| George Pataki | 0 | 0.00% |
| Rand Paul | 1 | 0.22% |
| Marco Rubio | 40 | 8.85% |
| Rick Santorum | 1 | 0.22% |
| Donald J. Trump | 123 | 27.21% |
| Uncommitted | 6 | 1.33% |
| Write-In | 0 | 0.00% |
| Total... | 452 | 0.00% |

DEM - President and Vice President of the United States (Final)

| | | |
|--------------------------|------------|--------------|
| Hillary Clinton | 56 | 40.00% |
| Roque Rocky De La Fuente | 1 | 0.71% |
| Martin J. O'Malley | 0 | 0.00% |
| Bernie Sanders | 81 | 57.86% |
| Uncommitted | 2 | 1.43% |
| Write-In | 0 | 0.00% |
| Total... | 140 | 0.00% |

JH

B

LCS

M80

March 8, 2016

Precinct Report
Midland County 444

Larkin Township Precinct 2

| | | | |
|-----------------------------------|------------|---------------|--|
| Registration & Turnout | | 1,404 | |
| Election Day MPR Turnout | 548 | 39.03% | |
| Manual Entry Election Day Turnout | 0 | 0.00% | |
| County Clerk Turnout | 0 | 0.00% | |
| Total... | 548 | 39.03% | |

| | | | |
|--|------------|--------------|--|
| Republican Registration & Turnout | | 0 | |
| Election Day MPR Turnout | 423 | 0.00% | |
| Manual Entry Election Day Turnout | 0 | 0.00% | |
| County Clerk Turnout | 0 | 0.00% | |
| Total... | 423 | 0.00% | |

| | | | |
|--|------------|--------------|--|
| Democratic Registration & Turnout | | 0 | |
| Election Day MPR Turnout | 125 | 0.00% | |
| Manual Entry Election Day Turnout | 0 | 0.00% | |
| County Clerk Turnout | 0 | 0.00% | |
| Total... | 125 | 0.00% | |

| | | | |
|--|----------|--------------|--|
| Non Partisan Registration & Turnout | | 0 | |
| Election Day MPR Turnout | 0 | 0.00% | |
| Manual Entry Election Day Turnout | 0 | 0.00% | |
| County Clerk Turnout | 0 | 0.00% | |
| Total... | 0 | 0.00% | |

| | | | |
|--|------------|--------------|--|
| REP - President and Vice President of the United States | | (Final) | |
| Jeb Bush | 1 | 0.24% | |
| Ben Carson | 5 | 1.18% | |
| Chris Christie | 1 | 0.24% | |
| Ted Cruz | 161 | 38.06% | |
| Carly Fiorina | 0 | 0.00% | |
| Lindsey Graham | 0 | 0.00% | |
| Mike Huckabee | 1 | 0.24% | |
| John R. Kasich | 81 | 19.15% | |
| George Pataki | 0 | 0.00% | |
| Rand Paul | 0 | 0.00% | |
| Marco Rubio | 59 | 13.95% | |
| Rick Santorum | 0 | 0.00% | |
| Donald J. Trump | 114 | 26.95% | |
| Uncommitted | 0 | 0.00% | |
| Write-In | 0 | 0.00% | |
| Total... | 423 | 0.00% | |

| | | | |
|--|------------|--------------|--|
| DEM - President and Vice President of the United States | | (Final) | |
| Hillary Clinton | 36 | 28.80% | |
| Roque Rocky De La Fuente | 0 | 0.00% | |
| Martin J. O'Malley | 0 | 0.00% | |
| Bernie Sanders | 89 | 71.20% | |
| Uncommitted | 0 | 0.00% | |
| Write-In | 0 | 0.00% | |
| Total... | 125 | 0.00% | |

yH

B

SD

MDR
SDS

March 8, 2016

Precinct Report

Midland County 444

Larkin Township Precinct 3

| | | |
|-----------------------------------|------------|---------------|
| Registration & Turnout | | 1,228 |
| Election Day MPR Turnout | 466 | 37.95% |
| Manual Entry Election Day Turnout | 0 | 0.00% |
| County Clerk Turnout | 0 | 0.00% |
| Total... | 466 | 37.95% |

| | | |
|--|------------|--------------|
| Republican Registration & Turnout | | 0 |
| Election Day MPR Turnout | 355 | 0.00% |
| Manual Entry Election Day Turnout | 0 | 0.00% |
| County Clerk Turnout | 0 | 0.00% |
| Total... | 355 | 0.00% |

| | | |
|--|------------|--------------|
| Democratic Registration & Turnout | | 0 |
| Election Day MPR Turnout | 111 | 0.00% |
| Manual Entry Election Day Turnout | 0 | 0.00% |
| County Clerk Turnout | 0 | 0.00% |
| Total... | 111 | 0.00% |

| | | |
|--|----------|--------------|
| Non Partisan Registration & Turnout | | 0 |
| Election Day MPR Turnout | 0 | 0.00% |
| Manual Entry Election Day Turnout | 0 | 0.00% |
| County Clerk Turnout | 0 | 0.00% |
| Total... | 0 | 0.00% |

| | | |
|--|------------|--------------|
| REP - President and Vice President of the United States | | (Final) |
| Jeb Bush | 1 | 0.28% |
| Ben Carson | 6 | 1.69% |
| Chris Christie | 1 | 0.28% |
| Ted Cruz | 116 | 32.68% |
| Carly Fiorina | 0 | 0.00% |
| Lindsey Graham | 0 | 0.00% |
| Mike Huckabee | 2 | 0.56% |
| John R. Kasich | 87 | 24.51% |
| George Pataki | 1 | 0.28% |
| Rand Paul | 0 | 0.00% |
| Marco Rubio | 63 | 17.75% |
| Rick Santorum | 1 | 0.28% |
| Donald J. Trump | 73 | 20.56% |
| Uncommitted | 4 | 1.13% |
| Write-In | 0 | 0.00% |
| Total... | 355 | 0.00% |

| | | |
|--|------------|--------------|
| DEM - President and Vice President of the United States | | (Final) |
| Hillary Clinton | 56 | 50.45% |
| Roque Rocky De La Fuente | 0 | 0.00% |
| Martin J. O'Malley | 0 | 0.00% |
| Bernie Sanders | 52 | 46.85% |
| Uncommitted | 3 | 2.70% |
| Write-In | 0 | 0.00% |
| Total... | 111 | 0.00% |

March 8, 2016

Precinct Report

Midland County 444

Lee Township Precinct 1

Registration & Turnout 1,643

| | | |
|-----------------------------------|------------|---------------|
| Election Day MPR Turnout | 386 | 23.49% |
| Manual Entry Election Day Turnout | 0 | 0.00% |
| County Clerk Turnout | 0 | 0.00% |
| Total... | 386 | 23.49% |

Republican Registration & Turnout 0

| | | |
|-----------------------------------|------------|--------------|
| Election Day MPR Turnout | 239 | 0.00% |
| Manual Entry Election Day Turnout | 0 | 0.00% |
| County Clerk Turnout | 0 | 0.00% |
| Total... | 239 | 0.00% |

Democratic Registration & Turnout 0

| | | |
|-----------------------------------|------------|--------------|
| Election Day MPR Turnout | 147 | 0.00% |
| Manual Entry Election Day Turnout | 0 | 0.00% |
| County Clerk Turnout | 0 | 0.00% |
| Total... | 147 | 0.00% |

Non Partisan Registration & Turnout 0

| | | |
|-----------------------------------|----------|--------------|
| Election Day MPR Turnout | 0 | 0.00% |
| Manual Entry Election Day Turnout | 0 | 0.00% |
| County Clerk Turnout | 0 | 0.00% |
| Total... | 0 | 0.00% |

REP - President and Vice President of the United States (Final)

| | | |
|------------------------|------------|---------------|
| Jeb Bush | 1 | 0.42% |
| Ben Carson | 0 | 0.00% |
| Chris Christie | 1 | 0.42% |
| Ted Cruz | 81 | 33.89% |
| Carly Fiorina | 0 | 0.00% |
| Lindsey Graham | 0 | 0.00% |
| Mike Huckabee | 1 | 0.42% |
| John R. Kasich | 24 | 10.04% |
| George Pataki | 0 | 0.00% |
| Rand Paul | 0 | 0.00% |
| Marco Rubio | 17 | 7.11% |
| Rick Santorum | 0 | 0.00% |
| Donald J. Trump | 113 | 47.28% |
| Uncommitted | 1 | 0.42% |
| Write-In | 0 | 0.00% |
| Total... | 239 | 0.00% |

DEM - President and Vice President of the United States (Final)

| | | |
|--------------------------|------------|---------------|
| Hillary Clinton | 57 | 38.78% |
| Roque Rocky De La Fuente | 0 | 0.00% |
| Martin J. O'Malley | 0 | 0.00% |
| Bernie Sanders | 88 | 59.86% |
| Uncommitted | 2 | 1.36% |
| Write-In | 0 | 0.00% |
| Total... | 147 | 0.00% |






March 8, 2016

Precinct Report

Midland County 444

Lee Township Precinct 2

| | | |
|-----------------------------------|------------|---------------|
| Registration & Turnout | | 1,428 |
| Election Day MPR Turnout | 389 | 27.24% |
| Manual Entry Election Day Turnout | 0 | 0.00% |
| County Clerk Turnout | 0 | 0.00% |
| Total... | 389 | 27.24% |

| | | |
|--|------------|--------------|
| Republican Registration & Turnout | | 0 |
| Election Day MPR Turnout | 256 | 0.00% |
| Manual Entry Election Day Turnout | 0 | 0.00% |
| County Clerk Turnout | 0 | 0.00% |
| Total... | 256 | 0.00% |

| | | |
|--|------------|--------------|
| Democratic Registration & Turnout | | 0 |
| Election Day MPR Turnout | 133 | 0.00% |
| Manual Entry Election Day Turnout | 0 | 0.00% |
| County Clerk Turnout | 0 | 0.00% |
| Total... | 133 | 0.00% |

| | | |
|--|----------|--------------|
| Non Partisan Registration & Turnout | | 0 |
| Election Day MPR Turnout | 0 | 0.00% |
| Manual Entry Election Day Turnout | 0 | 0.00% |
| County Clerk Turnout | 0 | 0.00% |
| Total... | 0 | 0.00% |

| | | |
|--|------------|--------------|
| REP - President and Vice President of the United States | | (Final) |
| Jeb Bush | 2 | 0.78% |
| Ben Carson | 4 | 1.57% |
| Chris Christie | 1 | 0.39% |
| Ted Cruz | 113 | 44.31% |
| Carly Fiorina | 0 | 0.00% |
| Lindsey Graham | 0 | 0.00% |
| Mike Huckabee | 0 | 0.00% |
| John R. Kasich | 37 | 14.51% |
| George Pataki | 0 | 0.00% |
| Rand Paul | 0 | 0.00% |
| Marco Rubio | 12 | 4.71% |
| Rick Santorum | 2 | 0.78% |
| Donald J. Trump | 83 | 32.55% |
| Uncommitted | 1 | 0.39% |
| Write-In | 0 | 0.00% |
| Total... | 255 | 0.00% |

| | | |
|--|------------|--------------|
| DEM - President and Vice President of the United States | | (Final) |
| Hillary Clinton | 50 | 37.59% |
| Roque Rocky De La Fuente | 1 | 0.75% |
| Martin J. O'Malley | 0 | 0.00% |
| Bernie Sanders | 80 | 60.15% |
| Uncommitted | 2 | 1.50% |
| Write-In | 0 | 0.00% |
| Total... | 133 | 0.00% |

March 8, 2016

Precinct Report

Midland County 444

Lincoln Township Precinct 1

Registration & Turnout 2,015

| | | |
|-----------------------------------|------------|---------------|
| Election Day MPR Turnout | 651 | 32.31% |
| Manual Entry Election Day Turnout | 0 | 0.00% |
| County Clerk Turnout | 0 | 0.00% |
| Total... | 651 | 32.31% |

Republican Registration & Turnout 0

| | | |
|-----------------------------------|------------|--------------|
| Election Day MPR Turnout | 453 | 0.00% |
| Manual Entry Election Day Turnout | 0 | 0.00% |
| County Clerk Turnout | 0 | 0.00% |
| Total... | 453 | 0.00% |

Democratic Registration & Turnout 0

| | | |
|-----------------------------------|------------|--------------|
| Election Day MPR Turnout | 198 | 0.00% |
| Manual Entry Election Day Turnout | 0 | 0.00% |
| County Clerk Turnout | 0 | 0.00% |
| Total... | 198 | 0.00% |

Non Partisan Registration & Turnout 0

| | | |
|-----------------------------------|----------|--------------|
| Election Day MPR Turnout | 0 | 0.00% |
| Manual Entry Election Day Turnout | 0 | 0.00% |
| County Clerk Turnout | 0 | 0.00% |
| Total... | 0 | 0.00% |

REP - President and Vice President of the United States (Final)

| | | |
|-----------------|------------|---------------|
| Jeb Bush | 2 | 0.44% |
| Ben Carson | 3 | 0.66% |
| Chris Christie | 0 | 0.00% |
| Ted Cruz | 160 | 35.32% |
| Carly Fiorina | 0 | 0.00% |
| Lindsey Graham | 0 | 0.00% |
| Mike Huckabee | 0 | 0.00% |
| John R. Kasich | 80 | 17.66% |
| George Pataki | 0 | 0.00% |
| Rand Paul | 0 | 0.00% |
| Marco Rubio | 49 | 10.82% |
| Rick Santorum | 0 | 0.00% |
| Donald J. Trump | 156 | 34.44% |
| Uncommitted | 3 | 0.66% |
| Write-In | 0 | 0.00% |
| Total... | 453 | 0.00% |

DEM - President and Vice President of the United States (Final)

| | | |
|--------------------------|------------|---------------|
| Hillary Clinton | 98 | 49.49% |
| Roque Rocky De La Fuente | 0 | 0.00% |
| Martin J. O'Malley | 0 | 0.00% |
| Bernie Sanders | 98 | 49.49% |
| Uncommitted | 2 | 1.01% |
| Write-In | 0 | 0.00% |
| Total... | 198 | 0.00% |

Handwritten signatures and initials:
 TB, [Signature], [Signature], [Signature]

March 8, 2016
Precinct Report
Midland County 444

Midland Township Precinct 1

| | | | |
|-----------------------------------|------------|---------------|--|
| Registration & Turnout | | 1,870 | |
| Election Day MPR Turnout | 590 | 31.55% | |
| Manual Entry Election Day Turnout | 0 | 0.00% | |
| County Clerk Turnout | 0 | 0.00% | |
| Total... | 590 | 31.55% | |

| | | | |
|--|------------|--------------|--|
| Republican Registration & Turnout | | 0 | |
| Election Day MPR Turnout | 395 | 0.00% | |
| Manual Entry Election Day Turnout | 0 | 0.00% | |
| County Clerk Turnout | 0 | 0.00% | |
| Total... | 395 | 0.00% | |

| | | | |
|--|------------|--------------|--|
| Democratic Registration & Turnout | | 0 | |
| Election Day MPR Turnout | 195 | 0.00% | |
| Manual Entry Election Day Turnout | 0 | 0.00% | |
| County Clerk Turnout | 0 | 0.00% | |
| Total... | 195 | 0.00% | |

| | | | |
|--|----------|--------------|--|
| Non Partisan Registration & Turnout | | 0 | |
| Election Day MPR Turnout | 0 | 0.00% | |
| Manual Entry Election Day Turnout | 0 | 0.00% | |
| County Clerk Turnout | 0 | 0.00% | |
| Total... | 0 | 0.00% | |

| | | | |
|--|------------|----------------|--|
| REP - President and Vice President of the United States | | (Final) | |
| Jeb Bush | 1 | 0.25% | |
| Ben Carson | 10 | 2.53% | |
| Chris Christie | 0 | 0.00% | |
| Ted Cruz | 149 | 37.72% | |
| Carly Fiorina | 0 | 0.00% | |
| Lindsey Graham | 0 | 0.00% | |
| Mike Huckabee | 0 | 0.00% | |
| John R. Kasich | 64 | 16.20% | |
| George Pataki | 0 | 0.00% | |
| Rand Paul | 2 | 0.51% | |
| Marco Rubio | 26 | 6.58% | |
| Rick Santorum | 1 | 0.25% | |
| Donald J. Trump | 139 | 35.19% | |
| Uncommitted | 3 | 0.76% | |
| Write-In | 0 | 0.00% | |
| Total... | 395 | 0.00% | |

| | | | |
|--|------------|----------------|--|
| DEM - President and Vice President of the United States | | (Final) | |
| Hillary Clinton | 74 | 37.95% | |
| Roque Rocky De La Fuente | 0 | 0.00% | |
| Martin J. O'Malley | 0 | 0.00% | |
| Bernie Sanders | 121 | 62.05% | |
| Uncommitted | 0 | 0.00% | |
| Write-In | 0 | 0.00% | |
| Total... | 195 | 0.00% | |

[Handwritten signatures and initials]

Midland_PPP2016_E

March 8, 2016

Precinct Report

Midland County 444

Mills Township Precinct 1

| Registration & Turnout | 1,419 | |
|-----------------------------------|-------|--------|
| Election Day MPR Turnout | 479 | 33.76% |
| Manual Entry Election Day Turnout | 0 | 0.00% |
| County Clerk Turnout | 0 | 0.00% |
| Total... | 479 | 33.76% |

| Republican Registration & Turnout | 0 | |
|-----------------------------------|-----|-------|
| Election Day MPR Turnout | 292 | 0.00% |
| Manual Entry Election Day Turnout | 0 | 0.00% |
| County Clerk Turnout | 0 | 0.00% |
| Total... | 292 | 0.00% |

| Democratic Registration & Turnout | 0 | |
|-----------------------------------|-----|-------|
| Election Day MPR Turnout | 180 | 0.00% |
| Manual Entry Election Day Turnout | 0 | 0.00% |
| County Clerk Turnout | 0 | 0.00% |
| Total... | 180 | 0.00% |

| Non Partisan Registration & Turnout | 0 | |
|-------------------------------------|---|-------|
| Election Day MPR Turnout | 7 | 0.00% |
| Manual Entry Election Day Turnout | 0 | 0.00% |
| County Clerk Turnout | 0 | 0.00% |
| Total... | 7 | 0.00% |

| REP - President and Vice President of the United States | (Final) | |
|---|---------|--------|
| Jeb Bush | 6 | 2.05% |
| Ben Carson | 3 | 1.03% |
| Chris Christie | 0 | 0.00% |
| Ted Cruz | 108 | 36.99% |
| Carly Fiorina | 0 | 0.00% |
| Lindsey Graham | 0 | 0.00% |
| Mike Huckabee | 0 | 0.00% |
| John R. Kasich | 32 | 10.96% |
| George Pataki | 0 | 0.00% |
| Rand Paul | 2 | 0.68% |
| Marco Rubio | 26 | 8.90% |
| Rick Santorum | 2 | 0.68% |
| Donald J. Trump | 109 | 37.33% |
| Uncommitted | 4 | 1.37% |
| Write-In | 0 | 0.00% |
| Total... | 292 | 0.00% |

| DEM - President and Vice President of the United States | (Final) | |
|---|---------|---------|
| Hillary Clinton | 75 | 41.67% |
| Roque Rocky De La Fuente | 0 | 0.00% |
| Martin J. O'Malley | 0 | 0.00% |
| Bernie Sanders | 96 | 53.33% |
| Uncommitted | 8 | 4.44% |
| Write-In | 1 | 0.56% |
| Total... | 180 | 100.00% |

| Mills Township Road Millage Proposal | (Final) | |
|--------------------------------------|---------|--------|
| YES | 215 | 46.34% |

Mills Township Precinct 1

| Mills Township Road Millage Proposal | (Final) | |
|--------------------------------------|---------|---------|
| NO | 249 | 53.66% |
| Total... | 464 | 100.00% |

March 8, 2016

Precinct Report

Midland County 444

Mt. Haley Township Precinct 1

| | | | |
|-----------------------------------|------------|---------------|--|
| Registration & Turnout | | 1,294 | |
| Election Day MPR Turnout | 401 | 30.99% | |
| Manual Entry Election Day Turnout | 0 | 0.00% | |
| County Clerk Turnout | 0 | 0.00% | |
| Total... | 401 | 30.99% | |

| | | | |
|--|------------|--------------|--|
| Republican Registration & Turnout | | 0 | |
| Election Day MPR Turnout | 263 | 0.00% | |
| Manual Entry Election Day Turnout | 0 | 0.00% | |
| County Clerk Turnout | 0 | 0.00% | |
| Total... | 263 | 0.00% | |

| | | | |
|--|------------|--------------|--|
| Democratic Registration & Turnout | | 0 | |
| Election Day MPR Turnout | 138 | 0.00% | |
| Manual Entry Election Day Turnout | 0 | 0.00% | |
| County Clerk Turnout | 0 | 0.00% | |
| Total... | 138 | 0.00% | |

| | | | |
|--|----------|--------------|--|
| Non Partisan Registration & Turnout | | 0 | |
| Election Day MPR Turnout | 0 | 0.00% | |
| Manual Entry Election Day Turnout | 0 | 0.00% | |
| County Clerk Turnout | 0 | 0.00% | |
| Total... | 0 | 0.00% | |

| | | | |
|--|------------|----------------|--|
| REP - President and Vice President of the United States | | (Final) | |
| Jeb Bush | 0 | 0.00% | |
| Ben Carson | 7 | 2.66% | |
| Chris Christie | 0 | 0.00% | |
| Ted Cruz | 91 | 34.60% | |
| Carly Fiorina | 1 | 0.38% | |
| Lindsey Graham | 0 | 0.00% | |
| Mike Huckabee | 1 | 0.38% | |
| John R. Kasich | 46 | 17.49% | |
| George Pataki | 0 | 0.00% | |
| Rand Paul | 2 | 0.76% | |
| Marco Rubio | 16 | 6.08% | |
| Rick Santorum | 1 | 0.38% | |
| Donald J. Trump | 96 | 36.50% | |
| Uncommitted | 2 | 0.76% | |
| Write-In | 0 | 0.00% | |
| Total... | 263 | 0.00% | |

| | | | |
|--|------------|----------------|--|
| DEM - President and Vice President of the United States | | (Final) | |
| Hillary Clinton | 63 | 45.65% | |
| Roque Rocky De La Fuente | 0 | 0.00% | |
| Martin J. O'Malley | 0 | 0.00% | |
| Bernie Sanders | 72 | 52.17% | |
| Uncommitted | 3 | 2.17% | |
| Write-In | 0 | 0.00% | |
| Total... | 138 | 0.00% | |





March 8, 2016
Precinct Report
Midland County 444

Porter Township Precinct 1

Registration & Turnout 952

| | | |
|-----------------------------------|-----|--------|
| Election Day MPR Turnout | 272 | 28.57% |
| Manual Entry Election Day Turnout | 0 | 0.00% |
| County Clerk Turnout | 0 | 0.00% |
| Total... | 272 | 28.57% |

Republican Registration & Turnout 0

| | | |
|-----------------------------------|-----|-------|
| Election Day MPR Turnout | 185 | 0.00% |
| Manual Entry Election Day Turnout | 0 | 0.00% |
| County Clerk Turnout | 0 | 0.00% |
| Total... | 185 | 0.00% |

Democratic Registration & Turnout 0

| | | |
|-----------------------------------|----|-------|
| Election Day MPR Turnout | 87 | 0.00% |
| Manual Entry Election Day Turnout | 0 | 0.00% |
| County Clerk Turnout | 0 | 0.00% |
| Total... | 87 | 0.00% |

Non Partisan Registration & Turnout 0

| | | |
|-----------------------------------|---|-------|
| Election Day MPR Turnout | 0 | 0.00% |
| Manual Entry Election Day Turnout | 0 | 0.00% |
| County Clerk Turnout | 0 | 0.00% |
| Total... | 0 | 0.00% |

REP - President and Vice President of the United States (Final)

| | | |
|-----------------|-----|--------|
| Jeb Bush | 1 | 0.54% |
| Ben Carson | 1 | 0.54% |
| Chris Christie | 1 | 0.54% |
| Ted Cruz | 82 | 44.32% |
| Carly Fiorina | 0 | 0.00% |
| Lindsey Graham | 0 | 0.00% |
| Mike Huckabee | 0 | 0.00% |
| John R. Kasich | 23 | 12.43% |
| George Pataki | 0 | 0.00% |
| Rand Paul | 1 | 0.54% |
| Marco Rubio | 10 | 5.41% |
| Rick Santorum | 0 | 0.00% |
| Donald J. Trump | 66 | 35.68% |
| Uncommitted | 0 | 0.00% |
| Write-In | 0 | 0.00% |
| Total... | 185 | 0.00% |

DEM - President and Vice President of the United States (Final)

| | | |
|--------------------------|----|--------|
| Hillary Clinton | 33 | 37.93% |
| Roque Rocky De La Fuente | 0 | 0.00% |
| Martin J. O'Malley | 0 | 0.00% |
| Bernie Sanders | 53 | 60.92% |
| Uncommitted | 1 | 1.15% |
| Write-In | 0 | 0.00% |
| Total... | 87 | 0.00% |

March 8, 2016

Precinct Report

Midland County 444

Warren Township Precinct 1

Registration & Turnout 1,589

| | | |
|-----------------------------------|------------|---------------|
| Election Day MPR Turnout | 413 | 25.99% |
| Manual Entry Election Day Turnout | 0 | 0.00% |
| County Clerk Turnout | 0 | 0.00% |
| Total... | 413 | 25.99% |

Republican Registration & Turnout 0

| | | |
|-----------------------------------|------------|--------------|
| Election Day MPR Turnout | 269 | 0.00% |
| Manual Entry Election Day Turnout | 0 | 0.00% |
| County Clerk Turnout | 0 | 0.00% |
| Total... | 269 | 0.00% |

Democratic Registration & Turnout 0

| | | |
|-----------------------------------|------------|--------------|
| Election Day MPR Turnout | 144 | 0.00% |
| Manual Entry Election Day Turnout | 0 | 0.00% |
| County Clerk Turnout | 0 | 0.00% |
| Total... | 144 | 0.00% |

Non Partisan Registration & Turnout 0

| | | |
|-----------------------------------|----------|--------------|
| Election Day MPR Turnout | 0 | 0.00% |
| Manual Entry Election Day Turnout | 0 | 0.00% |
| County Clerk Turnout | 0 | 0.00% |
| Total... | 0 | 0.00% |

REP - President and Vice President of the United States (Final)

| | | |
|-----------------|------------|---------------|
| Jeb Bush | 0 | 0.00% |
| Ben Carson | 3 | 1.12% |
| Chris Christie | 1 | 0.37% |
| Ted Cruz | 106 | 39.41% |
| Carly Fiorina | 0 | 0.00% |
| Lindsey Graham | 0 | 0.00% |
| Mike Huckabee | 0 | 0.00% |
| John R. Kasich | 33 | 12.27% |
| George Pataki | 0 | 0.00% |
| Rand Paul | 2 | 0.74% |
| Marco Rubio | 27 | 10.04% |
| Rick Santorum | 0 | 0.00% |
| Donald J. Trump | 96 | 35.69% |
| Uncommitted | 1 | 0.37% |
| Write-In | 0 | 0.00% |
| Total... | 269 | 0.00% |

DEM - President and Vice President of the United States (Final)

| | | |
|--------------------------|------------|----------------|
| Hillary Clinton | 39 | 27.08% |
| Roque Rocky De La Fuente | 0 | 0.00% |
| Martin J. O'Malley | 0 | 0.00% |
| Bernie Sanders | 103 | 71.53% |
| Uncommitted | 1 | 0.69% |
| Write-In | 1 | 0.69% |
| Total... | 144 | 100.00% |

March 8, 2016

Precinct Report

Midland County 444

City of Coleman

Registration & Turnout 949

| | | |
|-----------------------------------|------------|---------------|
| Election Day MPR Turnout | 205 | 21.60% |
| Manual Entry Election Day Turnout | 0 | 0.00% |
| County Clerk Turnout | 0 | 0.00% |
| Total... | 205 | 21.60% |

Republican Registration & Turnout 0

| | | |
|-----------------------------------|------------|--------------|
| Election Day MPR Turnout | 115 | 0.00% |
| Manual Entry Election Day Turnout | 0 | 0.00% |
| County Clerk Turnout | 0 | 0.00% |
| Total... | 115 | 0.00% |

Democratic Registration & Turnout 0

| | | |
|-----------------------------------|-----------|--------------|
| Election Day MPR Turnout | 90 | 0.00% |
| Manual Entry Election Day Turnout | 0 | 0.00% |
| County Clerk Turnout | 0 | 0.00% |
| Total... | 90 | 0.00% |

Non Partisan Registration & Turnout 0

| | | |
|-----------------------------------|----------|--------------|
| Election Day MPR Turnout | 0 | 0.00% |
| Manual Entry Election Day Turnout | 0 | 0.00% |
| County Clerk Turnout | 0 | 0.00% |
| Total... | 0 | 0.00% |

REP - President and Vice President of the United States (Final)

| | | |
|------------------------|------------|---------------|
| Jeb Bush | 0 | 0.00% |
| Ben Carson | 5 | 4.35% |
| Chris Christie | 0 | 0.00% |
| Ted Cruz | 44 | 38.26% |
| Carly Fiorina | 0 | 0.00% |
| Lindsey Graham | 0 | 0.00% |
| Mike Huckabee | 1 | 0.87% |
| John R. Kasich | 14 | 12.17% |
| George Pataki | 0 | 0.00% |
| Rand Paul | 0 | 0.00% |
| Marco Rubio | 4 | 3.48% |
| Rick Santorum | 0 | 0.00% |
| Donald J. Trump | 46 | 40.00% |
| Uncommitted | 1 | 0.87% |
| Write-In | 0 | 0.00% |
| Total... | 115 | 0.00% |

DEM - President and Vice President of the United States (Final)

| | | |
|--------------------------|-----------|---------------|
| Hillary Clinton | 33 | 36.67% |
| Roque Rocky De La Fuente | 0 | 0.00% |
| Martin J. O'Malley | 1 | 1.11% |
| Bernie Sanders | 55 | 61.11% |
| Uncommitted | 1 | 1.11% |
| Write-In | 0 | 0.00% |
| Total... | 90 | 0.00% |

Handwritten signature and initials, possibly 'JL' and 'CHP'.

Presidential Primary Election
Tuesday, March 8, 2016
Missaukee County, Michigan
Unofficial Results

RECEIVED/FILED
MICHIGAN DEPT OF STATE
2016 MAR 18 AM 10:25

| PARTISAN ELECTIONS/GREAT SEAL | | | | | | | | | | | | | | | | | | | | | | | | |
|-------------------------------|-------------|-----------|------------------|------|--------|----------|------|---------|--------|----------|--------|--------|------|-------|----------|-------|--------------|----------|---------|--------------|----------|---------|--------------|----------|
| PRESIDENTIAL | | | | | | | | | | | | | | | | | | | | | | | | |
| Republican | | | | | | | | | | | | | | | | | Democratic | | | | | | | |
| Registered Voters | % of Voters | Poll Book | Township or City | Bush | Carson | Christie | Cruz | Fiorina | Graham | Huckabee | Kasich | Pataki | Paul | Rubio | Santorum | Trump | Un-committed | Write-In | Clinton | De La Fuente | O'Malley | Sanders | Un-committed | Write-In |
| 333 | 38.14% | 127 | Aetna | 2 | 2 | 1 | 33 | 0 | 0 | 0 | 12 | 0 | 0 | 13 | 0 | 35 | 2 | | 8 | 0 | 0 | 17 | 2 | |
| 382 | 37.43% | 143 | Bloomfield | 2 | 1 | 0 | 26 | 0 | 0 | 0 | 14 | 0 | 0 | 9 | 0 | 46 | 2 | | 17 | 0 | 0 | 26 | 0 | |
| 352 | 40.34% | 142 | Butterfield | 0 | 1 | 0 | 22 | 0 | 0 | 1 | 22 | 0 | 1 | 4 | 0 | 45 | 5 | | 24 | 0 | 0 | 15 | 0 | |
| 894 | 39.26% | 351 | Caldwell | 4 | 2 | 2 | 53 | 0 | 1 | 2 | 37 | 0 | 1 | 16 | 0 | 136 | 15 | | 39 | 0 | 0 | 40 | 1 | |
| 620 | 44.03% | 273 | Clam Union | 0 | 4 | 0 | 112 | 0 | 0 | 0 | 28 | 0 | 0 | 26 | 1 | 57 | 2 | | 9 | 0 | 0 | 34 | 0 | |
| 136 | 45.59% | 62 | Enterprise | 1 | 0 | 0 | 9 | 0 | 0 | 0 | 14 | 0 | 0 | 2 | 0 | 23 | 0 | | 2 | 0 | 0 | 11 | 0 | |
| 824 | 35.32% | 291 | Forest | 0 | 4 | 0 | 38 | 0 | 0 | 1 | 35 | 1 | 1 | 15 | 1 | 95 | 1 | | 43 | 0 | 0 | 53 | 2 | |
| 166 | 44.58% | 74 | Holland | 0 | 0 | 0 | 11 | 0 | 0 | 0 | 14 | 0 | 0 | 0 | 0 | 26 | 2 | | 10 | 0 | 0 | 9 | 2 | |
| 2243 | 38.07% | 854 | Lake | 5 | 10 | 4 | 131 | 0 | 1 | 2 | 109 | 1 | 1 | 59 | 2 | 250 | 20 | | 101 | 0 | 0 | 145 | 11 | |
| 487 | 35.73% | 174 | Norwich | 0 | 2 | 0 | 18 | 0 | 0 | 0 | 25 | 0 | 2 | 2 | 1 | 66 | 2 | | 15 | 0 | 0 | 38 | 2 | |
| 348 | 35.06% | 122 | Pioneer | 0 | 0 | 1 | 27 | 0 | 0 | 2 | 15 | 0 | 1 | 2 | 0 | 43 | 0 | | 15 | 0 | 0 | 15 | 1 | |
| 789 | 39.92% | 315 | Reeder | 3 | 10 | 0 | 67 | 0 | 0 | 0 | 30 | 0 | 1 | 20 | 0 | 95 | 5 | | 35 | 0 | 0 | 49 | 0 | |
| 1024 | 40.33% | 413 | Richland | 1 | 7 | 1 | 153 | 0 | 0 | 1 | 64 | 0 | 0 | 32 | 0 | 90 | 6 | | 16 | 0 | 0 | 37 | 4 | |
| 673 | 38.78% | 261 | Riverside | 1 | 4 | 0 | 88 | 0 | 0 | 0 | 46 | 0 | 0 | 28 | 0 | 66 | 3 | | 7 | 0 | 0 | 18 | 0 | |
| 335 | 31.94% | 107 | West Branch | 0 | 1 | 1 | 21 | 0 | 0 | 0 | 9 | 0 | 0 | 4 | 0 | 34 | 1 | | 9 | 0 | 0 | 23 | 3 | |
| 601 | 42.43% | 255 | Lake City | 1 | 6 | 3 | 31 | 0 | 0 | 1 | 33 | 0 | 2 | 9 | 1 | 74 | 6 | | 38 | 0 | 0 | 47 | 3 | |
| 414 | 44.69% | 185 | McBain | 0 | 11 | 0 | 47 | 1 | 0 | 0 | 32 | 2 | 2 | 13 | 1 | 42 | 2 | | 13 | 0 | 1 | 14 | 2 | |
| 10621 | 39.06% | 4149 | TOTALS | 20 | 65 | 13 | 887 | 1 | 2 | 10 | 539 | 4 | 12 | 254 | 7 | 1223 | 74 | 0 | 401 | 0 | 1 | 591 | 33 | 0 |

Statement of Votes Cast
Monroe County, MI
2016 Presidential Primary
SOVC For Jurisdiction Wide, All Counters, All Races

Date:03/09/16
Time:00:11:15
Page:1 of 50

| | TURN OUT | | |
|--------------------------------|---------------|---------------|--------------|
| | Reg Voters | Cards Cast | % Turnout |
| Jurisdiction Wide | | | |
| City of Luna Pier, Precinct 1 | | | |
| Polling | 1085 | 339 | 31.24% |
| AVCB (if used) | 1085 | 0 | 0.00% |
| Total | 1085 | 339 | 31.24% |
| City of Milan, Precinct 1 | | | |
| Polling | 1484 | 497 | 33.49% |
| AVCB (if used) | 1484 | 0 | 0.00% |
| Total | 1484 | 497 | 33.49% |
| City of Monroe, Precinct 1 | | | |
| Polling | 2643 | 541 | 20.47% |
| AVCB (if used) | 2643 | 125 | 4.73% |
| Total | 2643 | 666 | 25.20% |
| City of Monroe, Precinct 2 | | | |
| Polling | 2445 | 478 | 19.55% |
| AVCB (if used) | 2445 | 80 | 3.27% |
| Total | 2445 | 558 | 22.82% |
| City of Monroe, Precinct 3N | | | |
| Polling | 1208 | 271 | 22.43% |
| AVCB (if used) | 1208 | 38 | 3.15% |
| Total | 1208 | 309 | 25.58% |
| City of Monroe, Precinct 3S | | | |
| Polling | 1437 | 217 | 15.10% |
| AVCB (if used) | 1437 | 36 | 2.51% |
| Total | 1437 | 253 | 17.61% |
| City of Monroe, Precinct 4 | | | |
| Polling | 2681 | 674 | 25.14% |
| AVCB (if used) | 2681 | 220 | 8.21% |
| Total | 2681 | 894 | 33.35% |
| City of Monroe, Precinct 5 | | | |
| Polling | 2840 | 700 | 24.65% |
| AVCB (if used) | 2840 | 396 | 13.94% |
| Total | 2840 | 1096 | 38.59% |
| City of Monroe, Precinct 6 | | | |
| Polling | 2424 | 579 | 23.89% |
| AVCB (if used) | 2424 | 179 | 7.38% |
| Total | 2424 | 758 | 31.27% |
| City of Petersburg, Precinct 1 | | | |
| Polling | 831 | 261 | 31.41% |
| AVCB (if used) | 831 | 0 | 0.00% |
| Total | 831 | 261 | 31.41% |
| Ash Township, Precinct 1 | | | |
| Polling | 2186 | 485 | 22.19% |
| AVCB (if used) | 2186 | 123 | 5.63% |
| Total | 2186 | 608 | 27.81% |
| Ash Township, Precinct 2 | | | |
| Polling | 2060 | 502 | 24.37% |
| AVCB (if used) | 2060 | 170 | 8.25% |
| Total | 2060 | 672 | 32.62% |
| Ash Township, Precinct 3 | | | |
| Polling | 1778 | 431 | 24.24% |
| AVCB (if used) | 1778 | 135 | 7.59% |
| Total | 1778 | 566 | 31.83% |
| Bedford Township, Precinct 1 | | | |
| Polling | 1122 | 338 | 30.12% |
| AVCB (if used) | 1122 | 0 | 0.00% |
| Total | 1122 | 338 | 30.12% |
| Bedford Township, Precinct 2 | | | |
| Polling | 1804 | 637 | 35.31% |
| AVCB (if used) | 1804 | 0 | 0.00% |
| Total | 1804 | 637 | 35.31% |

Statement of Votes Cast
Monroe County, MI
2016 Presidential Primary
SOVC For Jurisdiction Wide, All Counters, All Races

Date:03/09/16
Time:00:11:15
Page:2 of 50

| | TURN OUT | | |
|-------------------------------------|---------------|---------------|--------------|
| | Reg Voters | Cards Cast | % Turnout |
| Bedford Township, Precinct 3 | | | |
| Polling | 1636 | 501 | 30.62% |
| AVCB (if used) | 1636 | 0 | 0.00% |
| Total | 1636 | 501 | 30.62% |
| Bedford Township, Precinct 4 | | | |
| Polling | 2158 | 705 | 32.67% |
| AVCB (if used) | 2158 | 0 | 0.00% |
| Total | 2158 | 705 | 32.67% |
| Bedford Township, Precinct 5 | | | |
| Polling | 1971 | 649 | 32.93% |
| AVCB (if used) | 1971 | 0 | 0.00% |
| Total | 1971 | 649 | 32.93% |
| Bedford Township, Precinct 6 | | | |
| Polling | 2151 | 798 | 37.10% |
| AVCB (if used) | 2151 | 0 | 0.00% |
| Total | 2151 | 798 | 37.10% |
| Bedford Township, Precinct 7 | | | |
| Polling | 1792 | 660 | 36.83% |
| AVCB (if used) | 1792 | 0 | 0.00% |
| Total | 1792 | 660 | 36.83% |
| Bedford Township, Precinct 8 | | | |
| Polling | 1924 | 745 | 38.72% |
| AVCB (if used) | 1924 | 0 | 0.00% |
| Total | 1924 | 745 | 38.72% |
| Bedford Township, Precinct 9 | | | |
| Polling | 1219 | 504 | 41.35% |
| AVCB (if used) | 1219 | 0 | 0.00% |
| Total | 1219 | 504 | 41.35% |
| Bedford Township, Precinct 10 | | | |
| Polling | 1281 | 473 | 36.92% |
| AVCB (if used) | 1281 | 0 | 0.00% |
| Total | 1281 | 473 | 36.92% |
| Bedford Township, Precinct 11 | | | |
| Polling | 2265 | 767 | 33.86% |
| AVCB (if used) | 2265 | 0 | 0.00% |
| Total | 2265 | 767 | 33.86% |
| Bedford Township, Precinct 12 | | | |
| Polling | 1482 | 544 | 36.71% |
| AVCB (if used) | 1482 | 0 | 0.00% |
| Total | 1482 | 544 | 36.71% |
| Bedford Township, Precinct 13 | | | |
| Polling | 1784 | 581 | 32.57% |
| AVCB (if used) | 1784 | 0 | 0.00% |
| Total | 1784 | 581 | 32.57% |
| Bedford Township, Precinct 14 | | | |
| Polling | 1915 | 382 | 19.95% |
| AVCB (if used) | 1915 | 0 | 0.00% |
| Total | 1915 | 382 | 19.95% |
| Berlin Charter Township, Precinct 1 | | | |
| Polling | 1710 | 486 | 28.42% |
| AVCB (if used) | 1710 | 0 | 0.00% |
| Total | 1710 | 486 | 28.42% |
| Berlin Charter Township, Precinct 2 | | | |
| Polling | 2539 | 783 | 30.84% |
| AVCB (if used) | 2539 | 0 | 0.00% |
| Total | 2539 | 783 | 30.84% |
| Berlin Charter Township, Precinct 3 | | | |
| Polling | 1214 | 470 | 38.71% |
| AVCB (if used) | 1214 | 0 | 0.00% |
| Total | 1214 | 470 | 38.71% |
| Berlin Charter Township, Precinct 4 | | | |

Statement of Votes Cast
Monroe County, MI
2016 Presidential Primary
SOVC For Jurisdiction Wide, All Counters, All Races

Date:03/09/16
Time:00:11:15
Page:3 of 50

| | TURN OUT | | |
|---|---------------|---------------|--------------|
| | Reg Voters | Cards Cast | % Turnout |
| Polling | 1820 | 650 | 35.71% |
| AVCB (if used) | 1820 | 0 | 0.00% |
| Total | 1820 | 650 | 35.71% |
| Dundee Township, Precinct 1 | | | |
| Polling | 1928 | 532 | 27.59% |
| AVCB (if used) | 1928 | 0 | 0.00% |
| Total | 1928 | 532 | 27.59% |
| Dundee Township, Precinct 2 | | | |
| Polling | 2193 | 602 | 27.45% |
| AVCB (if used) | 2193 | 0 | 0.00% |
| Total | 2193 | 602 | 27.45% |
| Dundee Township, Precinct 3 | | | |
| Polling | 1348 | 418 | 31.01% |
| AVCB (if used) | 1348 | 0 | 0.00% |
| Total | 1348 | 418 | 31.01% |
| Erie Township, Precinct 1 | | | |
| Polling | 1798 | 583 | 32.42% |
| AVCB (if used) | 1798 | 0 | 0.00% |
| Total | 1798 | 583 | 32.42% |
| Erie Township, Precinct 2 | | | |
| Polling | 1541 | 364 | 23.62% |
| AVCB (if used) | 1541 | 0 | 0.00% |
| Total | 1541 | 364 | 23.62% |
| Exeter Township, Precinct 1 | | | |
| Polling | 1312 | 462 | 35.21% |
| AVCB (if used) | 1312 | 0 | 0.00% |
| Total | 1312 | 462 | 35.21% |
| Exeter Township, Precinct 2 | | | |
| Polling | 1632 | 551 | 33.76% |
| AVCB (if used) | 1632 | 0 | 0.00% |
| Total | 1632 | 551 | 33.76% |
| Frenchtown Charter Township, Precinct 1 | | | |
| Polling | 1051 | 184 | 17.51% |
| AVCB (if used) | 1051 | 88 | 8.37% |
| Total | 1051 | 272 | 25.88% |
| Frenchtown Charter Township, Precinct 2 | | | |
| Polling | 1264 | 315 | 24.92% |
| AVCB (if used) | 1264 | 82 | 6.49% |
| Total | 1264 | 397 | 31.41% |
| Frenchtown Charter Township, Precinct 3 | | | |
| Polling | 1314 | 333 | 25.34% |
| AVCB (if used) | 1314 | 116 | 8.83% |
| Total | 1314 | 449 | 34.17% |
| Frenchtown Charter Township, Precinct 4 | | | |
| Polling | 1839 | 346 | 18.81% |
| AVCB (if used) | 1839 | 195 | 10.60% |
| Total | 1839 | 541 | 29.42% |
| Frenchtown Charter Township, Precinct 5 | | | |
| Polling | 1930 | 306 | 15.85% |
| AVCB (if used) | 1930 | 98 | 5.08% |
| Total | 1930 | 404 | 20.93% |
| Frenchtown Charter Township, Precinct 6 | | | |
| Polling | 1953 | 432 | 22.12% |
| AVCB (if used) | 1953 | 145 | 7.42% |
| Total | 1953 | 577 | 29.54% |
| Frenchtown Charter Township, Precinct 7 | | | |
| Polling | 2866 | 641 | 22.37% |
| AVCB (if used) | 2866 | 366 | 12.77% |
| Total | 2866 | 1007 | 35.14% |
| Frenchtown Charter Township, Precinct 8 | | | |
| Polling | 1564 | 335 | 21.42% |

Statement of Votes Cast
Monroe County, MI
2016 Presidential Primary
SOVC For Jurisdiction Wide, All Counters, All Races

Date:03/09/16
Time:00:11:15
Page:4 of 50

| | TURN OUT | | |
|---|---------------|---------------|--------------|
| | Reg Voters | Cards Cast | % Turnout |
| AVCB (if used) | 1564 | 124 | 7.93% |
| Total | 1564 | 459 | 29.35% |
| Frenchtown Charter Township, Precinct 9 | | | |
| Polling | 990 | 198 | 20.00% |
| AVCB (if used) | 990 | 56 | 5.66% |
| Total | 990 | 254 | 25.66% |
| Ida Township, Precinct 1 | | | |
| Polling | 2028 | 639 | 31.51% |
| AVCB (if used) | 2028 | 0 | 0.00% |
| Total | 2028 | 639 | 31.51% |
| Ida Township, Precinct 2 | | | |
| Polling | 1810 | 621 | 34.31% |
| AVCB (if used) | 1810 | 0 | 0.00% |
| Total | 1810 | 621 | 34.31% |
| LaSalle Township, Precinct 1 | | | |
| Polling | 1725 | 441 | 25.57% |
| AVCB (if used) | 1725 | 140 | 8.12% |
| Total | 1725 | 581 | 33.68% |
| LaSalle Township, Precinct 2 | | | |
| Polling | 2059 | 572 | 27.78% |
| AVCB (if used) | 2059 | 164 | 7.97% |
| Total | 2059 | 736 | 35.75% |
| London Township, Precinct 1 | | | |
| Polling | 2346 | 709 | 30.22% |
| AVCB (if used) | 2346 | 0 | 0.00% |
| Total | 2346 | 709 | 30.22% |
| Milan Township, Precinct 1 | | | |
| Polling | 1377 | 451 | 32.75% |
| AVCB (if used) | 1377 | 0 | 0.00% |
| Total | 1377 | 451 | 32.75% |
| Monroe Charter Township, Precinct 1 | | | |
| Polling | 1357 | 354 | 26.09% |
| AVCB (if used) | 1357 | 114 | 8.40% |
| Total | 1357 | 468 | 34.49% |
| Monroe Charter Township, Precinct 2 | | | |
| Polling | 1418 | 224 | 15.80% |
| AVCB (if used) | 1418 | 56 | 3.95% |
| Total | 1418 | 280 | 19.75% |
| Monroe Charter Township, Precinct 3 | | | |
| Polling | 1038 | 336 | 32.37% |
| AVCB (if used) | 1038 | 87 | 8.38% |
| Total | 1038 | 423 | 40.75% |
| Monroe Charter Township, Precinct 4 | | | |
| Polling | 2144 | 398 | 18.56% |
| AVCB (if used) | 2144 | 169 | 7.88% |
| Total | 2144 | 567 | 26.45% |
| Monroe Charter Township, Precinct 5 | | | |
| Polling | 2335 | 537 | 23.00% |
| AVCB (if used) | 2335 | 221 | 9.46% |
| Total | 2335 | 758 | 32.46% |
| Monroe Charter Township, Precinct 6 | | | |
| Polling | 1626 | 455 | 27.98% |
| AVCB (if used) | 1626 | 125 | 7.69% |
| Total | 1626 | 580 | 35.67% |
| Raisinville Township, Precinct 1 | | | |
| Polling | 2170 | 888 | 40.92% |
| AVCB (if used) | 2170 | 0 | 0.00% |
| Total | 2170 | 888 | 40.92% |
| Raisinville Township, Precinct 2 | | | |
| Polling | 2464 | 819 | 33.24% |
| AVCB (if used) | 2464 | 0 | 0.00% |

Statement of Votes Cast
Monroe County, MI
2016 Presidential Primary
SOVC For Jurisdiction Wide, All Counters, All Races

Date:03/09/16
Time:00:11:15
Page:5 of 50

| | TURN OUT | | |
|----------------------------------|---------------|---------------|--------------|
| | Reg Voters | Cards Cast | % Turnout |
| Total | 2464 | 819 | 33.24% |
| Summerfield Township, Precinct 1 | | | |
| Polling | 2434 | 815 | 33.48% |
| AVCB (if used) | 2434 | 0 | 0.00% |
| Total | 2434 | 815 | 33.48% |
| Whiteford Township, Precinct 1 | | | |
| Polling | 2082 | 558 | 26.80% |
| AVCB (if used) | 2082 | 0 | 0.00% |
| Total | 2082 | 558 | 26.80% |
| Whiteford Township, Precinct 2 | | | |
| Polling | 1672 | 436 | 26.08% |
| AVCB (if used) | 1672 | 0 | 0.00% |
| Total | 1672 | 436 | 26.08% |
| Total | | | |
| Polling | 115497 | 32503 | 28.14% |
| AVCB (if used) | 115497 | 3848 | 3.33% |
| Total | 115497 | 36351 | 31.47% |

Statement of Votes Cast
Monroe County, MI
2016 Presidential Primary
SOVC For Jurisdiction Wide, All Counters, All Races

Date:03/09/16
Time:00:11:15
Page:6 of 50

| | REP President | | | | | | | | | | |
|--------------------------------|---------------|------------------|----------------|----------------|-------|------------------|--------|-------------------------|-------|----------------|--------|
| | Reg Voters | Times Counted | Total Votes | Jeb Bush (REP) | | Ben Carson (REP) | | Chris Christie (REP) | | Ted Cruz (REP) | |
| Jurisdiction Wide | | | | | | | | | | | |
| City of Luna Pier, Precinct 1 | | | | | | | | | | | |
| Polling | 1085 | 171 | 171 | 1 | 0.58% | 4 | 2.34% | 0 | 0.00% | 26 | 15.20% |
| AVCB (if used) | 1085 | 0 | 0 | 0 | - | 0 | - | 0 | - | 0 | - |
| Total | 1085 | 171 | 171 | 1 | 0.58% | 4 | 2.34% | 0 | 0.00% | 26 | 15.20% |
| City of Milan, Precinct 1 | | | | | | | | | | | |
| Polling | 1484 | 242 | 242 | 1 | 0.41% | 3 | 1.24% | 0 | 0.00% | 77 | 31.82% |
| AVCB (if used) | 1484 | 0 | 0 | 0 | - | 0 | - | 0 | - | 0 | - |
| Total | 1484 | 242 | 242 | 1 | 0.41% | 3 | 1.24% | 0 | 0.00% | 77 | 31.82% |
| City of Monroe, Precinct 1 | | | | | | | | | | | |
| Polling | 2643 | 240 | 240 | 0 | 0.00% | 1 | 0.42% | 1 | 0.42% | 67 | 27.92% |
| AVCB (if used) | 2643 | 65 | 65 | 4 | 6.15% | 3 | 4.62% | 1 | 1.54% | 11 | 16.92% |
| Total | 2643 | 305 | 305 | 4 | 1.31% | 4 | 1.31% | 2 | 0.66% | 78 | 25.57% |
| City of Monroe, Precinct 2 | | | | | | | | | | | |
| Polling | 2445 | 231 | 231 | 0 | 0.00% | 2 | 0.87% | 0 | 0.00% | 56 | 24.24% |
| AVCB (if used) | 2445 | 36 | 36 | 0 | 0.00% | 4 | 11.11% | 0 | 0.00% | 2 | 5.56% |
| Total | 2445 | 267 | 267 | 0 | 0.00% | 6 | 2.25% | 0 | 0.00% | 58 | 21.72% |
| City of Monroe, Precinct 3N | | | | | | | | | | | |
| Polling | 1208 | 131 | 131 | 1 | 0.76% | 0 | 0.00% | 0 | 0.00% | 27 | 20.61% |
| AVCB (if used) | 1208 | 15 | 15 | 0 | 0.00% | 1 | 6.67% | 0 | 0.00% | 3 | 20.00% |
| Total | 1208 | 146 | 146 | 1 | 0.68% | 1 | 0.68% | 0 | 0.00% | 30 | 20.55% |
| City of Monroe, Precinct 3S | | | | | | | | | | | |
| Polling | 1437 | 44 | 44 | 0 | 0.00% | 0 | 0.00% | 0 | 0.00% | 6 | 13.64% |
| AVCB (if used) | 1437 | 17 | 17 | 0 | 0.00% | 1 | 5.88% | 1 | 5.88% | 3 | 17.65% |
| Total | 1437 | 61 | 61 | 0 | 0.00% | 1 | 1.64% | 1 | 1.64% | 9 | 14.75% |
| City of Monroe, Precinct 4 | | | | | | | | | | | |
| Polling | 2681 | 372 | 372 | 0 | 0.00% | 1 | 0.27% | 0 | 0.00% | 89 | 23.92% |
| AVCB (if used) | 2681 | 126 | 124 | 4 | 3.23% | 6 | 4.84% | 4 | 3.23% | 15 | 12.10% |
| Total | 2681 | 498 | 496 | 4 | 0.81% | 7 | 1.41% | 4 | 0.81% | 104 | 20.97% |
| City of Monroe, Precinct 5 | | | | | | | | | | | |
| Polling | 2840 | 378 | 378 | 0 | 0.00% | 3 | 0.79% | 0 | 0.00% | 88 | 23.28% |
| AVCB (if used) | 2840 | 152 | 151 | 2 | 1.32% | 8 | 5.30% | 3 | 1.99% | 15 | 9.93% |
| Total | 2840 | 530 | 529 | 2 | 0.38% | 11 | 2.08% | 3 | 0.57% | 103 | 19.47% |
| City of Monroe, Precinct 6 | | | | | | | | | | | |
| Polling | 2424 | 334 | 334 | 4 | 1.20% | 3 | 0.90% | 0 | 0.00% | 65 | 19.46% |
| AVCB (if used) | 2424 | 96 | 96 | 1 | 1.04% | 1 | 1.04% | 2 | 2.08% | 11 | 11.46% |
| Total | 2424 | 430 | 430 | 5 | 1.16% | 4 | 0.93% | 2 | 0.47% | 76 | 17.67% |
| City of Petersburg, Precinct 1 | | | | | | | | | | | |
| Polling | 831 | 161 | 161 | 0 | 0.00% | 1 | 0.62% | 0 | 0.00% | 46 | 28.57% |
| AVCB (if used) | 831 | 0 | 0 | 0 | - | 0 | - | 0 | - | 0 | - |
| Total | 831 | 161 | 161 | 0 | 0.00% | 1 | 0.62% | 0 | 0.00% | 46 | 28.57% |
| Ash Township, Precinct 1 | | | | | | | | | | | |
| Polling | 2186 | 307 | 307 | 2 | 0.65% | 1 | 0.33% | 0 | 0.00% | 76 | 24.76% |
| AVCB (if used) | 2186 | 79 | 77 | 1 | 1.30% | 3 | 3.90% | 0 | 0.00% | 15 | 19.48% |
| Total | 2186 | 386 | 384 | 3 | 0.78% | 4 | 1.04% | 0 | 0.00% | 91 | 23.70% |
| Ash Township, Precinct 2 | | | | | | | | | | | |
| Polling | 2060 | 338 | 338 | 0 | 0.00% | 3 | 0.89% | 0 | 0.00% | 76 | 22.49% |
| AVCB (if used) | 2060 | 117 | 117 | 2 | 1.71% | 8 | 6.84% | 1 | 0.85% | 18 | 15.38% |
| Total | 2060 | 455 | 455 | 2 | 0.44% | 11 | 2.42% | 1 | 0.22% | 94 | 20.66% |
| Ash Township, Precinct 3 | | | | | | | | | | | |
| Polling | 1778 | 282 | 281 | 0 | 0.00% | 4 | 1.42% | 1 | 0.36% | 66 | 23.49% |
| AVCB (if used) | 1778 | 79 | 79 | 1 | 1.27% | 0 | 0.00% | 1 | 1.27% | 12 | 15.19% |
| Total | 1778 | 361 | 360 | 1 | 0.28% | 4 | 1.11% | 2 | 0.56% | 78 | 21.67% |
| Bedford Township, Precinct 1 | | | | | | | | | | | |
| Polling | 1122 | 213 | 213 | 4 | 1.88% | 7 | 3.29% | 1 | 0.47% | 67 | 31.46% |
| AVCB (if used) | 1122 | 0 | 0 | 0 | - | 0 | - | 0 | - | 0 | - |
| Total | 1122 | 213 | 213 | 4 | 1.88% | 7 | 3.29% | 1 | 0.47% | 67 | 31.46% |
| Bedford Township, Precinct 2 | | | | | | | | | | | |
| Polling | 1804 | 423 | 422 | 4 | 0.95% | 9 | 2.13% | 1 | 0.24% | 94 | 22.27% |
| AVCB (if used) | 1804 | 0 | 0 | 0 | - | 0 | - | 0 | - | 0 | - |
| Total | 1804 | 423 | 422 | 4 | 0.95% | 9 | 2.13% | 1 | 0.24% | 94 | 22.27% |

Date:03/09/16
Time:00:11:15
Page:7 of 50

| | REP President | | | | | | | | | | | |
|-------------------------------------|---------------|------------------|----------------|----------------|-------|------------------|-------|-------------------------|-------|----------------|--------|--|
| | Reg Voters | Times Counted | Total Votes | Jeb Bush (REP) | | Ben Carson (REP) | | Chris Christie (REP) | | Ted Cruz (REP) | | |
| Bedford Township, Precinct 3 | | | | | | | | | | | | |
| Polling | 1636 | 315 | 314 | 1 | 0.32% | 4 | 1.27% | 0 | 0.00% | 75 | 23.89% | |
| AVCB (if used) | 1636 | 0 | 0 | 0 | - | 0 | - | 0 | - | 0 | - | |
| Total | 1636 | 315 | 314 | 1 | 0.32% | 4 | 1.27% | 0 | 0.00% | 75 | 23.89% | |
| Bedford Township, Precinct 4 | | | | | | | | | | | | |
| Polling | 2158 | 454 | 453 | 1 | 0.22% | 4 | 0.88% | 1 | 0.22% | 145 | 32.01% | |
| AVCB (if used) | 2158 | 0 | 0 | 0 | - | 0 | - | 0 | - | 0 | - | |
| Total | 2158 | 454 | 453 | 1 | 0.22% | 4 | 0.88% | 1 | 0.22% | 145 | 32.01% | |
| Bedford Township, Precinct 5 | | | | | | | | | | | | |
| Polling | 1971 | 374 | 373 | 1 | 0.27% | 3 | 0.80% | 0 | 0.00% | 95 | 25.47% | |
| AVCB (if used) | 1971 | 0 | 0 | 0 | - | 0 | - | 0 | - | 0 | - | |
| Total | 1971 | 374 | 373 | 1 | 0.27% | 3 | 0.80% | 0 | 0.00% | 95 | 25.47% | |
| Bedford Township, Precinct 6 | | | | | | | | | | | | |
| Polling | 2151 | 533 | 532 | 1 | 0.19% | 3 | 0.56% | 2 | 0.38% | 144 | 27.07% | |
| AVCB (if used) | 2151 | 0 | 0 | 0 | - | 0 | - | 0 | - | 0 | - | |
| Total | 2151 | 533 | 532 | 1 | 0.19% | 3 | 0.56% | 2 | 0.38% | 144 | 27.07% | |
| Bedford Township, Precinct 7 | | | | | | | | | | | | |
| Polling | 1792 | 402 | 400 | 0 | 0.00% | 4 | 1.00% | 0 | 0.00% | 91 | 22.75% | |
| AVCB (if used) | 1792 | 0 | 0 | 0 | - | 0 | - | 0 | - | 0 | - | |
| Total | 1792 | 402 | 400 | 0 | 0.00% | 4 | 1.00% | 0 | 0.00% | 91 | 22.75% | |
| Bedford Township, Precinct 8 | | | | | | | | | | | | |
| Polling | 1924 | 481 | 481 | 4 | 0.83% | 2 | 0.42% | 0 | 0.00% | 108 | 22.45% | |
| AVCB (if used) | 1924 | 0 | 0 | 0 | - | 0 | - | 0 | - | 0 | - | |
| Total | 1924 | 481 | 481 | 4 | 0.83% | 2 | 0.42% | 0 | 0.00% | 108 | 22.45% | |
| Bedford Township, Precinct 9 | | | | | | | | | | | | |
| Polling | 1219 | 324 | 324 | 3 | 0.93% | 5 | 1.54% | 1 | 0.31% | 93 | 28.70% | |
| AVCB (if used) | 1219 | 0 | 0 | 0 | - | 0 | - | 0 | - | 0 | - | |
| Total | 1219 | 324 | 324 | 3 | 0.93% | 5 | 1.54% | 1 | 0.31% | 93 | 28.70% | |
| Bedford Township, Precinct 10 | | | | | | | | | | | | |
| Polling | 1281 | 318 | 316 | 2 | 0.63% | 6 | 1.90% | 1 | 0.32% | 86 | 27.22% | |
| AVCB (if used) | 1281 | 0 | 0 | 0 | - | 0 | - | 0 | - | 0 | - | |
| Total | 1281 | 318 | 316 | 2 | 0.63% | 6 | 1.90% | 1 | 0.32% | 86 | 27.22% | |
| Bedford Township, Precinct 11 | | | | | | | | | | | | |
| Polling | 2265 | 514 | 514 | 2 | 0.39% | 8 | 1.56% | 0 | 0.00% | 131 | 25.49% | |
| AVCB (if used) | 2265 | 0 | 0 | 0 | - | 0 | - | 0 | - | 0 | - | |
| Total | 2265 | 514 | 514 | 2 | 0.39% | 8 | 1.56% | 0 | 0.00% | 131 | 25.49% | |
| Bedford Township, Precinct 12 | | | | | | | | | | | | |
| Polling | 1482 | 347 | 344 | 4 | 1.16% | 7 | 2.03% | 0 | 0.00% | 70 | 20.35% | |
| AVCB (if used) | 1482 | 0 | 0 | 0 | - | 0 | - | 0 | - | 0 | - | |
| Total | 1482 | 347 | 344 | 4 | 1.16% | 7 | 2.03% | 0 | 0.00% | 70 | 20.35% | |
| Bedford Township, Precinct 13 | | | | | | | | | | | | |
| Polling | 1784 | 382 | 382 | 3 | 0.79% | 5 | 1.31% | 1 | 0.26% | 101 | 26.44% | |
| AVCB (if used) | 1784 | 0 | 0 | 0 | - | 0 | - | 0 | - | 0 | - | |
| Total | 1784 | 382 | 382 | 3 | 0.79% | 5 | 1.31% | 1 | 0.26% | 101 | 26.44% | |
| Bedford Township, Precinct 14 | | | | | | | | | | | | |
| Polling | 1915 | 190 | 190 | 0 | 0.00% | 1 | 0.53% | 0 | 0.00% | 49 | 25.79% | |
| AVCB (if used) | 1915 | 0 | 0 | 0 | - | 0 | - | 0 | - | 0 | - | |
| Total | 1915 | 190 | 190 | 0 | 0.00% | 1 | 0.53% | 0 | 0.00% | 49 | 25.79% | |
| Berlin Charter Township, Precinct 1 | | | | | | | | | | | | |
| Polling | 1710 | 274 | 273 | 0 | 0.00% | 1 | 0.37% | 1 | 0.37% | 59 | 21.61% | |
| AVCB (if used) | 1710 | 0 | 0 | 0 | - | 0 | - | 0 | - | 0 | - | |
| Total | 1710 | 274 | 273 | 0 | 0.00% | 1 | 0.37% | 1 | 0.37% | 59 | 21.61% | |
| Berlin Charter Township, Precinct 2 | | | | | | | | | | | | |
| Polling | 2539 | 471 | 471 | 3 | 0.64% | 6 | 1.27% | 1 | 0.21% | 98 | 20.81% | |
| AVCB (if used) | 2539 | 0 | 0 | 0 | - | 0 | - | 0 | - | 0 | - | |
| Total | 2539 | 471 | 471 | 3 | 0.64% | 6 | 1.27% | 1 | 0.21% | 98 | 20.81% | |
| Berlin Charter Township, Precinct 3 | | | | | | | | | | | | |
| Polling | 1214 | 297 | 296 | 0 | 0.00% | 1 | 0.34% | 1 | 0.34% | 51 | 17.23% | |
| AVCB (if used) | 1214 | 0 | 0 | 0 | - | 0 | - | 0 | - | 0 | - | |
| Total | 1214 | 297 | 296 | 0 | 0.00% | 1 | 0.34% | 1 | 0.34% | 51 | 17.23% | |
| Berlin Charter Township, Precinct 4 | | | | | | | | | | | | |

Statement of Votes Cast
Monroe County, MI
2016 Presidential Primary
SOVC For Jurisdiction Wide, All Counters, All Races

Date:03/09/16
Time:00:11:15
Page:8 of 50

| | REP President | | | | | | | | | | |
|---|---------------|------------------|----------------|----------------|-------|------------------|-------|-------------------------|-------|----------------|--------|
| | Reg Voters | Times Counted | Total Votes | Jeb Bush (REP) | | Ben Carson (REP) | | Chris Christie (REP) | | Ted Cruz (REP) | |
| Polling | 1820 | 383 | 383 | 1 | 0.26% | 1 | 0.26% | 0 | 0.00% | 72 | 18.80% |
| AVCB (if used) | 1820 | 0 | 0 | 0 | - | 0 | - | 0 | - | 0 | - |
| Total | 1820 | 383 | 383 | 1 | 0.26% | 1 | 0.26% | 0 | 0.00% | 72 | 18.80% |
| Dundee Township, Precinct 1 | | | | | | | | | | | |
| Polling | 1928 | 298 | 298 | 2 | 0.67% | 4 | 1.34% | 1 | 0.34% | 77 | 25.84% |
| AVCB (if used) | 1928 | 0 | 0 | 0 | - | 0 | - | 0 | - | 0 | - |
| Total | 1928 | 298 | 298 | 2 | 0.67% | 4 | 1.34% | 1 | 0.34% | 77 | 25.84% |
| Dundee Township, Precinct 2 | | | | | | | | | | | |
| Polling | 2193 | 356 | 356 | 2 | 0.56% | 3 | 0.84% | 0 | 0.00% | 102 | 28.65% |
| AVCB (if used) | 2193 | 0 | 0 | 0 | - | 0 | - | 0 | - | 0 | - |
| Total | 2193 | 356 | 356 | 2 | 0.56% | 3 | 0.84% | 0 | 0.00% | 102 | 28.65% |
| Dundee Township, Precinct 3 | | | | | | | | | | | |
| Polling | 1348 | 292 | 292 | 1 | 0.34% | 2 | 0.68% | 1 | 0.34% | 63 | 21.58% |
| AVCB (if used) | 1348 | 0 | 0 | 0 | - | 0 | - | 0 | - | 0 | - |
| Total | 1348 | 292 | 292 | 1 | 0.34% | 2 | 0.68% | 1 | 0.34% | 63 | 21.58% |
| Erie Township, Precinct 1 | | | | | | | | | | | |
| Polling | 1798 | 365 | 365 | 1 | 0.27% | 6 | 1.64% | 2 | 0.55% | 81 | 22.19% |
| AVCB (if used) | 1798 | 0 | 0 | 0 | - | 0 | - | 0 | - | 0 | - |
| Total | 1798 | 365 | 365 | 1 | 0.27% | 6 | 1.64% | 2 | 0.55% | 81 | 22.19% |
| Erie Township, Precinct 2 | | | | | | | | | | | |
| Polling | 1541 | 230 | 230 | 2 | 0.87% | 4 | 1.74% | 3 | 1.30% | 55 | 23.91% |
| AVCB (if used) | 1541 | 0 | 0 | 0 | - | 0 | - | 0 | - | 0 | - |
| Total | 1541 | 230 | 230 | 2 | 0.87% | 4 | 1.74% | 3 | 1.30% | 55 | 23.91% |
| Exeter Township, Precinct 1 | | | | | | | | | | | |
| Polling | 1312 | 297 | 297 | 0 | 0.00% | 1 | 0.34% | 0 | 0.00% | 79 | 26.60% |
| AVCB (if used) | 1312 | 0 | 0 | 0 | - | 0 | - | 0 | - | 0 | - |
| Total | 1312 | 297 | 297 | 0 | 0.00% | 1 | 0.34% | 0 | 0.00% | 79 | 26.60% |
| Exeter Township, Precinct 2 | | | | | | | | | | | |
| Polling | 1632 | 326 | 326 | 2 | 0.61% | 7 | 2.15% | 0 | 0.00% | 93 | 28.53% |
| AVCB (if used) | 1632 | 0 | 0 | 0 | - | 0 | - | 0 | - | 0 | - |
| Total | 1632 | 326 | 326 | 2 | 0.61% | 7 | 2.15% | 0 | 0.00% | 93 | 28.53% |
| Frenchtown Charter Township, Precinct 1 | | | | | | | | | | | |
| Polling | 1051 | 108 | 108 | 0 | 0.00% | 0 | 0.00% | 0 | 0.00% | 20 | 18.52% |
| AVCB (if used) | 1051 | 51 | 51 | 0 | 0.00% | 2 | 3.92% | 0 | 0.00% | 10 | 19.61% |
| Total | 1051 | 159 | 159 | 0 | 0.00% | 2 | 1.26% | 0 | 0.00% | 30 | 18.87% |
| Frenchtown Charter Township, Precinct 2 | | | | | | | | | | | |
| Polling | 1264 | 170 | 170 | 2 | 1.18% | 1 | 0.59% | 0 | 0.00% | 46 | 27.06% |
| AVCB (if used) | 1264 | 36 | 36 | 1 | 2.78% | 0 | 0.00% | 1 | 2.78% | 6 | 16.67% |
| Total | 1264 | 206 | 206 | 3 | 1.46% | 1 | 0.49% | 1 | 0.49% | 52 | 25.24% |
| Frenchtown Charter Township, Precinct 3 | | | | | | | | | | | |
| Polling | 1314 | 194 | 194 | 0 | 0.00% | 1 | 0.52% | 0 | 0.00% | 54 | 27.84% |
| AVCB (if used) | 1314 | 67 | 63 | 3 | 4.76% | 3 | 4.76% | 0 | 0.00% | 9 | 14.29% |
| Total | 1314 | 261 | 257 | 3 | 1.17% | 4 | 1.56% | 0 | 0.00% | 63 | 24.51% |
| Frenchtown Charter Township, Precinct 4 | | | | | | | | | | | |
| Polling | 1839 | 221 | 221 | 0 | 0.00% | 0 | 0.00% | 1 | 0.45% | 49 | 22.17% |
| AVCB (if used) | 1839 | 101 | 100 | 2 | 2.00% | 3 | 3.00% | 2 | 2.00% | 11 | 11.00% |
| Total | 1839 | 322 | 321 | 2 | 0.62% | 3 | 0.93% | 3 | 0.93% | 60 | 18.69% |
| Frenchtown Charter Township, Precinct 5 | | | | | | | | | | | |
| Polling | 1930 | 152 | 152 | 0 | 0.00% | 1 | 0.66% | 1 | 0.66% | 32 | 21.05% |
| AVCB (if used) | 1930 | 40 | 40 | 0 | 0.00% | 0 | 0.00% | 0 | 0.00% | 10 | 25.00% |
| Total | 1930 | 192 | 192 | 0 | 0.00% | 1 | 0.52% | 1 | 0.52% | 42 | 21.88% |
| Frenchtown Charter Township, Precinct 6 | | | | | | | | | | | |
| Polling | 1953 | 234 | 234 | 0 | 0.00% | 3 | 1.28% | 0 | 0.00% | 46 | 19.66% |
| AVCB (if used) | 1953 | 63 | 63 | 0 | 0.00% | 0 | 0.00% | 0 | 0.00% | 6 | 9.52% |
| Total | 1953 | 297 | 297 | 0 | 0.00% | 3 | 1.01% | 0 | 0.00% | 52 | 17.51% |
| Frenchtown Charter Township, Precinct 7 | | | | | | | | | | | |
| Polling | 2866 | 394 | 394 | 0 | 0.00% | 2 | 0.51% | 1 | 0.25% | 94 | 23.86% |
| AVCB (if used) | 2866 | 210 | 210 | 4 | 1.90% | 7 | 3.33% | 1 | 0.48% | 35 | 16.67% |
| Total | 2866 | 604 | 604 | 4 | 0.66% | 9 | 1.49% | 2 | 0.33% | 129 | 21.36% |
| Frenchtown Charter Township, Precinct 8 | | | | | | | | | | | |
| Polling | 1564 | 196 | 196 | 0 | 0.00% | 2 | 1.02% | 0 | 0.00% | 49 | 25.00% |

Statement of Votes Cast
Monroe County, MI
2016 Presidential Primary
SOVC For Jurisdiction Wide, All Counters, All Races

Date:03/09/16
Time:00:11:15
Page:9 of 50

| | REP President | | | | | | | | | | |
|---|---------------|------------------|----------------|----------------|-------|------------------|-------|-------------------------|-------|----------------|--------|
| | Reg Voters | Times Counted | Total Votes | Jeb Bush (REP) | | Ben Carson (REP) | | Chris Christie (REP) | | Ted Cruz (REP) | |
| AVCB (if used) | 1564 | 79 | 79 | 0 | 0.00% | 1 | 1.27% | 1 | 1.27% | 11 | 13.92% |
| Total | 1564 | 275 | 275 | 0 | 0.00% | 3 | 1.09% | 1 | 0.36% | 60 | 21.82% |
| Frenchtown Charter Township, Precinct 9 | | | | | | | | | | | |
| Polling | 990 | 102 | 102 | 0 | 0.00% | 2 | 1.96% | 0 | 0.00% | 28 | 27.45% |
| AVCB (if used) | 990 | 34 | 34 | 3 | 8.82% | 2 | 5.88% | 0 | 0.00% | 6 | 17.65% |
| Total | 990 | 136 | 136 | 3 | 2.21% | 4 | 2.94% | 0 | 0.00% | 34 | 25.00% |
| Ida Township, Precinct 1 | | | | | | | | | | | |
| Polling | 2028 | 449 | 449 | 0 | 0.00% | 11 | 2.45% | 1 | 0.22% | 136 | 30.29% |
| AVCB (if used) | 2028 | 0 | 0 | 0 | - | 0 | - | 0 | - | 0 | - |
| Total | 2028 | 449 | 449 | 0 | 0.00% | 11 | 2.45% | 1 | 0.22% | 136 | 30.29% |
| Ida Township, Precinct 2 | | | | | | | | | | | |
| Polling | 1810 | 399 | 399 | 2 | 0.50% | 8 | 2.01% | 3 | 0.75% | 87 | 21.80% |
| AVCB (if used) | 1810 | 0 | 0 | 0 | - | 0 | - | 0 | - | 0 | - |
| Total | 1810 | 399 | 399 | 2 | 0.50% | 8 | 2.01% | 3 | 0.75% | 87 | 21.80% |
| LaSalle Township, Precinct 1 | | | | | | | | | | | |
| Polling | 1725 | 310 | 310 | 0 | 0.00% | 5 | 1.61% | 0 | 0.00% | 60 | 19.35% |
| AVCB (if used) | 1725 | 88 | 88 | 2 | 2.27% | 2 | 2.27% | 0 | 0.00% | 21 | 23.86% |
| Total | 1725 | 398 | 398 | 2 | 0.50% | 7 | 1.76% | 0 | 0.00% | 81 | 20.35% |
| LaSalle Township, Precinct 2 | | | | | | | | | | | |
| Polling | 2059 | 384 | 384 | 0 | 0.00% | 7 | 1.82% | 0 | 0.00% | 77 | 20.05% |
| AVCB (if used) | 2059 | 101 | 101 | 0 | 0.00% | 1 | 0.99% | 0 | 0.00% | 21 | 20.79% |
| Total | 2059 | 485 | 485 | 0 | 0.00% | 8 | 1.65% | 0 | 0.00% | 98 | 20.21% |
| London Township, Precinct 1 | | | | | | | | | | | |
| Polling | 2346 | 393 | 393 | 0 | 0.00% | 5 | 1.27% | 0 | 0.00% | 80 | 20.36% |
| AVCB (if used) | 2346 | 0 | 0 | 0 | - | 0 | - | 0 | - | 0 | - |
| Total | 2346 | 393 | 393 | 0 | 0.00% | 5 | 1.27% | 0 | 0.00% | 80 | 20.36% |
| Milan Township, Precinct 1 | | | | | | | | | | | |
| Polling | 1377 | 280 | 279 | 2 | 0.72% | 3 | 1.08% | 0 | 0.00% | 72 | 25.81% |
| AVCB (if used) | 1377 | 0 | 0 | 0 | - | 0 | - | 0 | - | 0 | - |
| Total | 1377 | 280 | 279 | 2 | 0.72% | 3 | 1.08% | 0 | 0.00% | 72 | 25.81% |
| Monroe Charter Township, Precinct 1 | | | | | | | | | | | |
| Polling | 1357 | 183 | 183 | 0 | 0.00% | 1 | 0.55% | 0 | 0.00% | 31 | 16.94% |
| AVCB (if used) | 1357 | 60 | 60 | 1 | 1.67% | 4 | 6.67% | 3 | 5.00% | 5 | 8.33% |
| Total | 1357 | 243 | 243 | 1 | 0.41% | 5 | 2.06% | 3 | 1.23% | 36 | 14.81% |
| Monroe Charter Township, Precinct 2 | | | | | | | | | | | |
| Polling | 1418 | 81 | 81 | 0 | 0.00% | 1 | 1.23% | 1 | 1.23% | 16 | 19.75% |
| AVCB (if used) | 1418 | 28 | 28 | 1 | 3.57% | 0 | 0.00% | 1 | 3.57% | 4 | 14.29% |
| Total | 1418 | 109 | 109 | 1 | 0.92% | 1 | 0.92% | 2 | 1.83% | 20 | 18.35% |
| Monroe Charter Township, Precinct 3 | | | | | | | | | | | |
| Polling | 1038 | 207 | 207 | 0 | 0.00% | 1 | 0.48% | 0 | 0.00% | 53 | 25.60% |
| AVCB (if used) | 1038 | 39 | 39 | 0 | 0.00% | 1 | 2.56% | 0 | 0.00% | 6 | 15.38% |
| Total | 1038 | 246 | 246 | 0 | 0.00% | 2 | 0.81% | 0 | 0.00% | 59 | 23.98% |
| Monroe Charter Township, Precinct 4 | | | | | | | | | | | |
| Polling | 2144 | 225 | 224 | 0 | 0.00% | 4 | 1.79% | 0 | 0.00% | 50 | 22.32% |
| AVCB (if used) | 2144 | 86 | 86 | 0 | 0.00% | 1 | 1.16% | 0 | 0.00% | 13 | 15.12% |
| Total | 2144 | 311 | 310 | 0 | 0.00% | 5 | 1.61% | 0 | 0.00% | 63 | 20.32% |
| Monroe Charter Township, Precinct 5 | | | | | | | | | | | |
| Polling | 2335 | 337 | 337 | 1 | 0.30% | 5 | 1.48% | 1 | 0.30% | 70 | 20.77% |
| AVCB (if used) | 2335 | 132 | 132 | 3 | 2.27% | 3 | 2.27% | 0 | 0.00% | 24 | 18.18% |
| Total | 2335 | 469 | 469 | 4 | 0.85% | 8 | 1.71% | 1 | 0.21% | 94 | 20.04% |
| Monroe Charter Township, Precinct 6 | | | | | | | | | | | |
| Polling | 1626 | 289 | 288 | 0 | 0.00% | 2 | 0.69% | 0 | 0.00% | 61 | 21.18% |
| AVCB (if used) | 1626 | 76 | 76 | 0 | 0.00% | 2 | 2.63% | 0 | 0.00% | 12 | 15.79% |
| Total | 1626 | 365 | 364 | 0 | 0.00% | 4 | 1.10% | 0 | 0.00% | 73 | 20.05% |
| Raisinville Township, Precinct 1 | | | | | | | | | | | |
| Polling | 2170 | 612 | 609 | 8 | 1.31% | 14 | 2.30% | 1 | 0.16% | 150 | 24.63% |
| AVCB (if used) | 2170 | 0 | 0 | 0 | - | 0 | - | 0 | - | 0 | - |
| Total | 2170 | 612 | 609 | 8 | 1.31% | 14 | 2.30% | 1 | 0.16% | 150 | 24.63% |
| Raisinville Township, Precinct 2 | | | | | | | | | | | |
| Polling | 2464 | 513 | 510 | 7 | 1.37% | 5 | 0.98% | 0 | 0.00% | 121 | 23.73% |
| AVCB (if used) | 2464 | 0 | 0 | 0 | - | 0 | - | 0 | - | 0 | - |

Statement of Votes Cast
Monroe County, MI
2016 Presidential Primary
SOVC For Jurisdiction Wide, All Counters, All Races

Date:03/09/16
Time:00:11:15
Page:10 of 50

| | REP President | | | | | | | | | | |
|----------------------------------|---------------|------------------|----------------|----------------|-------|------------------|-------|-------------------------|-------|----------------|--------|
| | Reg Voters | Times Counted | Total Votes | Jeb Bush (REP) | | Ben Carson (REP) | | Chris Christie (REP) | | Ted Cruz (REP) | |
| Total | 2464 | 513 | 510 | 7 | 1.37% | 5 | 0.98% | 0 | 0.00% | 121 | 23.73% |
| Summerfield Township, Precinct 1 | | | | | | | | | | | |
| Polling | 2434 | 538 | 537 | 0 | 0.00% | 10 | 1.86% | 3 | 0.56% | 124 | 23.09% |
| AVCB (if used) | 2434 | 0 | 0 | 0 | - | 0 | - | 0 | - | 0 | - |
| Total | 2434 | 538 | 537 | 0 | 0.00% | 10 | 1.86% | 3 | 0.56% | 124 | 23.09% |
| Whiteford Township, Precinct 1 | | | | | | | | | | | |
| Polling | 2082 | 391 | 391 | 4 | 1.02% | 7 | 1.79% | 0 | 0.00% | 107 | 27.37% |
| AVCB (if used) | 2082 | 0 | 0 | 0 | - | 0 | - | 0 | - | 0 | - |
| Total | 2082 | 391 | 391 | 4 | 1.02% | 7 | 1.79% | 0 | 0.00% | 107 | 27.37% |
| Whiteford Township, Precinct 2 | | | | | | | | | | | |
| Polling | 1672 | 325 | 325 | 1 | 0.31% | 8 | 2.46% | 0 | 0.00% | 77 | 23.69% |
| AVCB (if used) | 1672 | 0 | 0 | 0 | - | 0 | - | 0 | - | 0 | - |
| Total | 1672 | 325 | 325 | 1 | 0.31% | 8 | 2.46% | 0 | 0.00% | 77 | 23.69% |
| Total | | | | | | | | | | | |
| Polling | 115497 | 19777 | 19752 | 80 | 0.41% | 239 | 1.21% | 33 | 0.17% | 4734 | 23.97% |
| AVCB (if used) | 115497 | 2073 | 2063 | 35 | 1.70% | 67 | 3.25% | 22 | 1.07% | 315 | 15.27% |
| Total | 115497 | 21850 | 21815 | 115 | 0.53% | 306 | 1.40% | 55 | 0.25% | 5049 | 23.14% |

Statement of Votes Cast
Monroe County, MI
2016 Presidential Primary
SOVC For Jurisdiction Wide, All Counters, All Races

Date:03/09/16
Time:00:11:15
Page:11 of 50

| | REP President | | | | | |
|--------------------------------|------------------------|-------------------------|------------------------|-------------------------|------------------------|--|
| | Carly Fiorina (REP) | Lindsey Graham (REP) | Mike Huckabee (REP) | John R. Kasich (REP) | George Pataki (REP) | |
| Jurisdiction Wide | | | | | | |
| City of Luna Pier, Precinct 1 | | | | | | |
| Polling | 0 0.00% | 0 0.00% | 0 0.00% | 51 29.82% | 0 0.00% | |
| AVCB (if used) | 0 - | 0 - | 0 - | 0 - | 0 - | |
| Total | 0 0.00% | 0 0.00% | 0 0.00% | 51 29.82% | 0 0.00% | |
| City of Milan, Precinct 1 | | | | | | |
| Polling | 0 0.00% | 0 0.00% | 1 0.41% | 62 25.62% | 1 0.41% | |
| AVCB (if used) | 0 - | 0 - | 0 - | 0 - | 0 - | |
| Total | 0 0.00% | 0 0.00% | 1 0.41% | 62 25.62% | 1 0.41% | |
| City of Monroe, Precinct 1 | | | | | | |
| Polling | 0 0.00% | 0 0.00% | 0 0.00% | 80 33.33% | 0 0.00% | |
| AVCB (if used) | 0 0.00% | 0 0.00% | 0 0.00% | 8 12.31% | 0 0.00% | |
| Total | 0 0.00% | 0 0.00% | 0 0.00% | 88 28.85% | 0 0.00% | |
| City of Monroe, Precinct 2 | | | | | | |
| Polling | 0 0.00% | 0 0.00% | 0 0.00% | 67 29.00% | 0 0.00% | |
| AVCB (if used) | 0 0.00% | 0 0.00% | 0 0.00% | 3 8.33% | 0 0.00% | |
| Total | 0 0.00% | 0 0.00% | 0 0.00% | 70 26.22% | 0 0.00% | |
| City of Monroe, Precinct 3N | | | | | | |
| Polling | 0 0.00% | 1 0.76% | 0 0.00% | 39 29.77% | 0 0.00% | |
| AVCB (if used) | 0 0.00% | 0 0.00% | 0 0.00% | 0 0.00% | 0 0.00% | |
| Total | 0 0.00% | 1 0.68% | 0 0.00% | 39 26.71% | 0 0.00% | |
| City of Monroe, Precinct 3S | | | | | | |
| Polling | 0 0.00% | 0 0.00% | 0 0.00% | 11 25.00% | 0 0.00% | |
| AVCB (if used) | 0 0.00% | 0 0.00% | 0 0.00% | 0 0.00% | 0 0.00% | |
| Total | 0 0.00% | 0 0.00% | 0 0.00% | 11 18.03% | 0 0.00% | |
| City of Monroe, Precinct 4 | | | | | | |
| Polling | 0 0.00% | 0 0.00% | 2 0.54% | 129 34.68% | 0 0.00% | |
| AVCB (if used) | 0 0.00% | 0 0.00% | 0 0.00% | 18 14.52% | 0 0.00% | |
| Total | 0 0.00% | 0 0.00% | 2 0.40% | 147 29.64% | 0 0.00% | |
| City of Monroe, Precinct 5 | | | | | | |
| Polling | 0 0.00% | 1 0.26% | 0 0.00% | 125 33.07% | 0 0.00% | |
| AVCB (if used) | 0 0.00% | 0 0.00% | 1 0.66% | 28 18.54% | 0 0.00% | |
| Total | 0 0.00% | 1 0.19% | 1 0.19% | 153 28.92% | 0 0.00% | |
| City of Monroe, Precinct 6 | | | | | | |
| Polling | 0 0.00% | 0 0.00% | 1 0.30% | 114 34.13% | 1 0.30% | |
| AVCB (if used) | 0 0.00% | 0 0.00% | 0 0.00% | 20 20.83% | 0 0.00% | |
| Total | 0 0.00% | 0 0.00% | 1 0.23% | 134 31.16% | 1 0.23% | |
| City of Petersburg, Precinct 1 | | | | | | |
| Polling | 1 0.62% | 0 0.00% | 0 0.00% | 43 26.71% | 0 0.00% | |
| AVCB (if used) | 0 - | 0 - | 0 - | 0 - | 0 - | |
| Total | 1 0.62% | 0 0.00% | 0 0.00% | 43 26.71% | 0 0.00% | |
| Ash Township, Precinct 1 | | | | | | |
| Polling | 0 0.00% | 0 0.00% | 0 0.00% | 71 23.13% | 1 0.33% | |
| AVCB (if used) | 0 0.00% | 0 0.00% | 0 0.00% | 5 6.49% | 0 0.00% | |
| Total | 0 0.00% | 0 0.00% | 0 0.00% | 76 19.79% | 1 0.26% | |
| Ash Township, Precinct 2 | | | | | | |
| Polling | 0 0.00% | 0 0.00% | 0 0.00% | 66 19.53% | 0 0.00% | |
| AVCB (if used) | 0 0.00% | 0 0.00% | 0 0.00% | 10 8.55% | 0 0.00% | |
| Total | 0 0.00% | 0 0.00% | 0 0.00% | 76 16.70% | 0 0.00% | |
| Ash Township, Precinct 3 | | | | | | |
| Polling | 0 0.00% | 0 0.00% | 0 0.00% | 63 22.42% | 0 0.00% | |
| AVCB (if used) | 0 0.00% | 0 0.00% | 0 0.00% | 10 12.66% | 0 0.00% | |
| Total | 0 0.00% | 0 0.00% | 0 0.00% | 73 20.28% | 0 0.00% | |
| Bedford Township, Precinct 1 | | | | | | |
| Polling | 1 0.47% | 0 0.00% | 0 0.00% | 46 21.60% | 0 0.00% | |
| AVCB (if used) | 0 - | 0 - | 0 - | 0 - | 0 - | |
| Total | 1 0.47% | 0 0.00% | 0 0.00% | 46 21.60% | 0 0.00% | |
| Bedford Township, Precinct 2 | | | | | | |
| Polling | 0 0.00% | 1 0.24% | 0 0.00% | 133 31.52% | 0 0.00% | |
| AVCB (if used) | 0 - | 0 - | 0 - | 0 - | 0 - | |
| Total | 0 0.00% | 1 0.24% | 0 0.00% | 133 31.52% | 0 0.00% | |

Date:03/09/16
Time:00:11:15
Page:12 of 50

| | REP President | | | | | | | | | |
|-------------------------------------|------------------------|-------|-------------------------|-------|------------------------|-------|-------------------------|--------|------------------------|-------|
| | Carly Fiorina (REP) | | Lindsey Graham (REP) | | Mike Huckabee (REP) | | John R. Kasich (REP) | | George Pataki (REP) | |
| Bedford Township, Precinct 3 | | | | | | | | | | |
| Polling | 1 | 0.32% | 1 | 0.32% | 1 | 0.32% | 74 | 23.57% | 0 | 0.00% |
| AVCB (if used) | 0 | - | 0 | - | 0 | - | 0 | - | 0 | - |
| Total | 1 | 0.32% | 1 | 0.32% | 1 | 0.32% | 74 | 23.57% | 0 | 0.00% |
| Bedford Township, Precinct 4 | | | | | | | | | | |
| Polling | 0 | 0.00% | 0 | 0.00% | 1 | 0.22% | 108 | 23.84% | 0 | 0.00% |
| AVCB (if used) | 0 | - | 0 | - | 0 | - | 0 | - | 0 | - |
| Total | 0 | 0.00% | 0 | 0.00% | 1 | 0.22% | 108 | 23.84% | 0 | 0.00% |
| Bedford Township, Precinct 5 | | | | | | | | | | |
| Polling | 1 | 0.27% | 0 | 0.00% | 1 | 0.27% | 108 | 28.95% | 0 | 0.00% |
| AVCB (if used) | 0 | - | 0 | - | 0 | - | 0 | - | 0 | - |
| Total | 1 | 0.27% | 0 | 0.00% | 1 | 0.27% | 108 | 28.95% | 0 | 0.00% |
| Bedford Township, Precinct 6 | | | | | | | | | | |
| Polling | 0 | 0.00% | 0 | 0.00% | 3 | 0.56% | 147 | 27.63% | 0 | 0.00% |
| AVCB (if used) | 0 | - | 0 | - | 0 | - | 0 | - | 0 | - |
| Total | 0 | 0.00% | 0 | 0.00% | 3 | 0.56% | 147 | 27.63% | 0 | 0.00% |
| Bedford Township, Precinct 7 | | | | | | | | | | |
| Polling | 1 | 0.25% | 0 | 0.00% | 2 | 0.50% | 137 | 34.25% | 0 | 0.00% |
| AVCB (if used) | 0 | - | 0 | - | 0 | - | 0 | - | 0 | - |
| Total | 1 | 0.25% | 0 | 0.00% | 2 | 0.50% | 137 | 34.25% | 0 | 0.00% |
| Bedford Township, Precinct 8 | | | | | | | | | | |
| Polling | 1 | 0.21% | 0 | 0.00% | 0 | 0.00% | 163 | 33.89% | 0 | 0.00% |
| AVCB (if used) | 0 | - | 0 | - | 0 | - | 0 | - | 0 | - |
| Total | 1 | 0.21% | 0 | 0.00% | 0 | 0.00% | 163 | 33.89% | 0 | 0.00% |
| Bedford Township, Precinct 9 | | | | | | | | | | |
| Polling | 0 | 0.00% | 0 | 0.00% | 1 | 0.31% | 92 | 28.40% | 0 | 0.00% |
| AVCB (if used) | 0 | - | 0 | - | 0 | - | 0 | - | 0 | - |
| Total | 0 | 0.00% | 0 | 0.00% | 1 | 0.31% | 92 | 28.40% | 0 | 0.00% |
| Bedford Township, Precinct 10 | | | | | | | | | | |
| Polling | 0 | 0.00% | 0 | 0.00% | 1 | 0.32% | 76 | 24.05% | 0 | 0.00% |
| AVCB (if used) | 0 | - | 0 | - | 0 | - | 0 | - | 0 | - |
| Total | 0 | 0.00% | 0 | 0.00% | 1 | 0.32% | 76 | 24.05% | 0 | 0.00% |
| Bedford Township, Precinct 11 | | | | | | | | | | |
| Polling | 0 | 0.00% | 1 | 0.19% | 0 | 0.00% | 124 | 24.12% | 0 | 0.00% |
| AVCB (if used) | 0 | - | 0 | - | 0 | - | 0 | - | 0 | - |
| Total | 0 | 0.00% | 1 | 0.19% | 0 | 0.00% | 124 | 24.12% | 0 | 0.00% |
| Bedford Township, Precinct 12 | | | | | | | | | | |
| Polling | 0 | 0.00% | 0 | 0.00% | 0 | 0.00% | 111 | 32.27% | 0 | 0.00% |
| AVCB (if used) | 0 | - | 0 | - | 0 | - | 0 | - | 0 | - |
| Total | 0 | 0.00% | 0 | 0.00% | 0 | 0.00% | 111 | 32.27% | 0 | 0.00% |
| Bedford Township, Precinct 13 | | | | | | | | | | |
| Polling | 2 | 0.52% | 0 | 0.00% | 0 | 0.00% | 105 | 27.49% | 0 | 0.00% |
| AVCB (if used) | 0 | - | 0 | - | 0 | - | 0 | - | 0 | - |
| Total | 2 | 0.52% | 0 | 0.00% | 0 | 0.00% | 105 | 27.49% | 0 | 0.00% |
| Bedford Township, Precinct 14 | | | | | | | | | | |
| Polling | 0 | 0.00% | 0 | 0.00% | 0 | 0.00% | 52 | 27.37% | 0 | 0.00% |
| AVCB (if used) | 0 | - | 0 | - | 0 | - | 0 | - | 0 | - |
| Total | 0 | 0.00% | 0 | 0.00% | 0 | 0.00% | 52 | 27.37% | 0 | 0.00% |
| Berlin Charter Township, Precinct 1 | | | | | | | | | | |
| Polling | 0 | 0.00% | 0 | 0.00% | 0 | 0.00% | 60 | 21.98% | 0 | 0.00% |
| AVCB (if used) | 0 | - | 0 | - | 0 | - | 0 | - | 0 | - |
| Total | 0 | 0.00% | 0 | 0.00% | 0 | 0.00% | 60 | 21.98% | 0 | 0.00% |
| Berlin Charter Township, Precinct 2 | | | | | | | | | | |
| Polling | 0 | 0.00% | 0 | 0.00% | 0 | 0.00% | 86 | 18.26% | 0 | 0.00% |
| AVCB (if used) | 0 | - | 0 | - | 0 | - | 0 | - | 0 | - |
| Total | 0 | 0.00% | 0 | 0.00% | 0 | 0.00% | 86 | 18.26% | 0 | 0.00% |
| Berlin Charter Township, Precinct 3 | | | | | | | | | | |
| Polling | 0 | 0.00% | 0 | 0.00% | 2 | 0.68% | 48 | 16.22% | 0 | 0.00% |
| AVCB (if used) | 0 | - | 0 | - | 0 | - | 0 | - | 0 | - |
| Total | 0 | 0.00% | 0 | 0.00% | 2 | 0.68% | 48 | 16.22% | 0 | 0.00% |
| Berlin Charter Township, Precinct 4 | | | | | | | | | | |

Statement of Votes Cast
Monroe County, MI
2016 Presidential Primary
SOVC For Jurisdiction Wide, All Counters, All Races

Date: 03/09/16
Time: 00:11:15
Page: 13 of 50

| | REP President | | | | | | | | | |
|---|------------------------|-------|-------------------------|-------|------------------------|-------|-------------------------|--------|------------------------|-------|
| | Carly Fiorina (REP) | | Lindsey Graham (REP) | | Mike Huckabee (REP) | | John R. Kasich (REP) | | George Pataki (REP) | |
| Polling | 1 | 0.26% | 0 | 0.00% | 1 | 0.26% | 92 | 24.02% | 0 | 0.00% |
| AVCB (if used) | 0 | - | 0 | - | 0 | - | 0 | - | 0 | - |
| Total | 1 | 0.26% | 0 | 0.00% | 1 | 0.26% | 92 | 24.02% | 0 | 0.00% |
| Dundee Township, Precinct 1 | | | | | | | | | | |
| Polling | 0 | 0.00% | 0 | 0.00% | 0 | 0.00% | 78 | 26.17% | 0 | 0.00% |
| AVCB (if used) | 0 | - | 0 | - | 0 | - | 0 | - | 0 | - |
| Total | 0 | 0.00% | 0 | 0.00% | 0 | 0.00% | 78 | 26.17% | 0 | 0.00% |
| Dundee Township, Precinct 2 | | | | | | | | | | |
| Polling | 0 | 0.00% | 0 | 0.00% | 0 | 0.00% | 77 | 21.63% | 0 | 0.00% |
| AVCB (if used) | 0 | - | 0 | - | 0 | - | 0 | - | 0 | - |
| Total | 0 | 0.00% | 0 | 0.00% | 0 | 0.00% | 77 | 21.63% | 0 | 0.00% |
| Dundee Township, Precinct 3 | | | | | | | | | | |
| Polling | 0 | 0.00% | 0 | 0.00% | 0 | 0.00% | 80 | 27.40% | 0 | 0.00% |
| AVCB (if used) | 0 | - | 0 | - | 0 | - | 0 | - | 0 | - |
| Total | 0 | 0.00% | 0 | 0.00% | 0 | 0.00% | 80 | 27.40% | 0 | 0.00% |
| Erie Township, Precinct 1 | | | | | | | | | | |
| Polling | 0 | 0.00% | 0 | 0.00% | 1 | 0.27% | 111 | 30.41% | 0 | 0.00% |
| AVCB (if used) | 0 | - | 0 | - | 0 | - | 0 | - | 0 | - |
| Total | 0 | 0.00% | 0 | 0.00% | 1 | 0.27% | 111 | 30.41% | 0 | 0.00% |
| Erie Township, Precinct 2 | | | | | | | | | | |
| Polling | 0 | 0.00% | 0 | 0.00% | 2 | 0.87% | 46 | 20.00% | 0 | 0.00% |
| AVCB (if used) | 0 | - | 0 | - | 0 | - | 0 | - | 0 | - |
| Total | 0 | 0.00% | 0 | 0.00% | 2 | 0.87% | 46 | 20.00% | 0 | 0.00% |
| Exeter Township, Precinct 1 | | | | | | | | | | |
| Polling | 0 | 0.00% | 0 | 0.00% | 0 | 0.00% | 53 | 17.85% | 0 | 0.00% |
| AVCB (if used) | 0 | - | 0 | - | 0 | - | 0 | - | 0 | - |
| Total | 0 | 0.00% | 0 | 0.00% | 0 | 0.00% | 53 | 17.85% | 0 | 0.00% |
| Exeter Township, Precinct 2 | | | | | | | | | | |
| Polling | 1 | 0.31% | 0 | 0.00% | 0 | 0.00% | 50 | 15.34% | 0 | 0.00% |
| AVCB (if used) | 0 | - | 0 | - | 0 | - | 0 | - | 0 | - |
| Total | 1 | 0.31% | 0 | 0.00% | 0 | 0.00% | 50 | 15.34% | 0 | 0.00% |
| Frenchtown Charter Township, Precinct 1 | | | | | | | | | | |
| Polling | 0 | 0.00% | 0 | 0.00% | 0 | 0.00% | 26 | 24.07% | 0 | 0.00% |
| AVCB (if used) | 0 | 0.00% | 0 | 0.00% | 0 | 0.00% | 9 | 17.65% | 0 | 0.00% |
| Total | 0 | 0.00% | 0 | 0.00% | 0 | 0.00% | 35 | 22.01% | 0 | 0.00% |
| Frenchtown Charter Township, Precinct 2 | | | | | | | | | | |
| Polling | 0 | 0.00% | 0 | 0.00% | 0 | 0.00% | 41 | 24.12% | 0 | 0.00% |
| AVCB (if used) | 0 | 0.00% | 0 | 0.00% | 0 | 0.00% | 4 | 11.11% | 0 | 0.00% |
| Total | 0 | 0.00% | 0 | 0.00% | 0 | 0.00% | 45 | 21.84% | 0 | 0.00% |
| Frenchtown Charter Township, Precinct 3 | | | | | | | | | | |
| Polling | 0 | 0.00% | 0 | 0.00% | 0 | 0.00% | 42 | 21.65% | 0 | 0.00% |
| AVCB (if used) | 1 | 1.59% | 0 | 0.00% | 0 | 0.00% | 8 | 12.70% | 0 | 0.00% |
| Total | 1 | 0.39% | 0 | 0.00% | 0 | 0.00% | 50 | 19.46% | 0 | 0.00% |
| Frenchtown Charter Township, Precinct 4 | | | | | | | | | | |
| Polling | 0 | 0.00% | 0 | 0.00% | 0 | 0.00% | 73 | 33.03% | 0 | 0.00% |
| AVCB (if used) | 0 | 0.00% | 0 | 0.00% | 0 | 0.00% | 13 | 13.00% | 0 | 0.00% |
| Total | 0 | 0.00% | 0 | 0.00% | 0 | 0.00% | 86 | 26.79% | 0 | 0.00% |
| Frenchtown Charter Township, Precinct 5 | | | | | | | | | | |
| Polling | 0 | 0.00% | 0 | 0.00% | 0 | 0.00% | 33 | 21.71% | 0 | 0.00% |
| AVCB (if used) | 0 | 0.00% | 0 | 0.00% | 2 | 5.00% | 2 | 5.00% | 0 | 0.00% |
| Total | 0 | 0.00% | 0 | 0.00% | 2 | 1.04% | 35 | 18.23% | 0 | 0.00% |
| Frenchtown Charter Township, Precinct 6 | | | | | | | | | | |
| Polling | 0 | 0.00% | 0 | 0.00% | 0 | 0.00% | 52 | 22.22% | 0 | 0.00% |
| AVCB (if used) | 0 | 0.00% | 0 | 0.00% | 0 | 0.00% | 11 | 17.46% | 0 | 0.00% |
| Total | 0 | 0.00% | 0 | 0.00% | 0 | 0.00% | 63 | 21.21% | 0 | 0.00% |
| Frenchtown Charter Township, Precinct 7 | | | | | | | | | | |
| Polling | 0 | 0.00% | 0 | 0.00% | 2 | 0.51% | 111 | 28.17% | 0 | 0.00% |
| AVCB (if used) | 0 | 0.00% | 0 | 0.00% | 2 | 0.95% | 34 | 16.19% | 0 | 0.00% |
| Total | 0 | 0.00% | 0 | 0.00% | 4 | 0.66% | 145 | 24.01% | 0 | 0.00% |
| Frenchtown Charter Township, Precinct 8 | | | | | | | | | | |
| Polling | 0 | 0.00% | 0 | 0.00% | 0 | 0.00% | 53 | 27.04% | 0 | 0.00% |

Statement of Votes Cast
Monroe County, MI
2016 Presidential Primary
SOVC For Jurisdiction Wide, All Counters, All Races

Date: 03/09/16
Time: 00:11:15
Page: 14 of 50

| | REP President | | | | | |
|---|------------------------|-------------------------|------------------------|-------------------------|------------------------|--|
| | Carly Fiorina (REP) | Lindsey Graham (REP) | Mike Huckabee (REP) | John R. Kasich (REP) | George Pataki (REP) | |
| AVCB (if used) | 0 0.00% | 0 0.00% | 0 0.00% | 8 10.13% | 0 0.00% | |
| Total | 0 0.00% | 0 0.00% | 0 0.00% | 61 22.18% | 0 0.00% | |
| Frenchtown Charter Township, Precinct 9 | | | | | | |
| Polling | 0 0.00% | 0 0.00% | 0 0.00% | 23 22.55% | 0 0.00% | |
| AVCB (if used) | 1 2.94% | 0 0.00% | 1 2.94% | 4 11.76% | 0 0.00% | |
| Total | 1 0.74% | 0 0.00% | 1 0.74% | 27 19.85% | 0 0.00% | |
| Ida Township, Precinct 1 | | | | | | |
| Polling | 1 0.22% | 0 0.00% | 1 0.22% | 103 22.94% | 0 0.00% | |
| AVCB (if used) | 0 - | 0 - | 0 - | 0 - | 0 - | |
| Total | 1 0.22% | 0 0.00% | 1 0.22% | 103 22.94% | 0 0.00% | |
| Ida Township, Precinct 2 | | | | | | |
| Polling | 1 0.25% | 0 0.00% | 0 0.00% | 120 30.08% | 0 0.00% | |
| AVCB (if used) | 0 - | 0 - | 0 - | 0 - | 0 - | |
| Total | 1 0.25% | 0 0.00% | 0 0.00% | 120 30.08% | 0 0.00% | |
| LaSalle Township, Precinct 1 | | | | | | |
| Polling | 1 0.32% | 0 0.00% | 0 0.00% | 94 30.32% | 0 0.00% | |
| AVCB (if used) | 0 0.00% | 0 0.00% | 0 0.00% | 13 14.77% | 0 0.00% | |
| Total | 1 0.25% | 0 0.00% | 0 0.00% | 107 26.88% | 0 0.00% | |
| LaSalle Township, Precinct 2 | | | | | | |
| Polling | 0 0.00% | 0 0.00% | 1 0.26% | 113 29.43% | 0 0.00% | |
| AVCB (if used) | 1 0.99% | 0 0.00% | 0 0.00% | 17 16.83% | 0 0.00% | |
| Total | 1 0.21% | 0 0.00% | 1 0.21% | 130 26.80% | 0 0.00% | |
| London Township, Precinct 1 | | | | | | |
| Polling | 0 0.00% | 0 0.00% | 0 0.00% | 85 21.63% | 0 0.00% | |
| AVCB (if used) | 0 - | 0 - | 0 - | 0 - | 0 - | |
| Total | 0 0.00% | 0 0.00% | 0 0.00% | 85 21.63% | 0 0.00% | |
| Milan Township, Precinct 1 | | | | | | |
| Polling | 0 0.00% | 0 0.00% | 1 0.36% | 53 19.00% | 0 0.00% | |
| AVCB (if used) | 0 - | 0 - | 0 - | 0 - | 0 - | |
| Total | 0 0.00% | 0 0.00% | 1 0.36% | 53 19.00% | 0 0.00% | |
| Monroe Charter Township, Precinct 1 | | | | | | |
| Polling | 0 0.00% | 0 0.00% | 0 0.00% | 60 32.79% | 0 0.00% | |
| AVCB (if used) | 0 0.00% | 0 0.00% | 0 0.00% | 8 13.33% | 0 0.00% | |
| Total | 0 0.00% | 0 0.00% | 0 0.00% | 68 27.98% | 0 0.00% | |
| Monroe Charter Township, Precinct 2 | | | | | | |
| Polling | 0 0.00% | 0 0.00% | 0 0.00% | 16 19.75% | 0 0.00% | |
| AVCB (if used) | 0 0.00% | 0 0.00% | 0 0.00% | 1 3.57% | 0 0.00% | |
| Total | 0 0.00% | 0 0.00% | 0 0.00% | 17 15.60% | 0 0.00% | |
| Monroe Charter Township, Precinct 3 | | | | | | |
| Polling | 0 0.00% | 0 0.00% | 0 0.00% | 56 27.05% | 0 0.00% | |
| AVCB (if used) | 0 0.00% | 0 0.00% | 0 0.00% | 4 10.26% | 0 0.00% | |
| Total | 0 0.00% | 0 0.00% | 0 0.00% | 60 24.39% | 0 0.00% | |
| Monroe Charter Township, Precinct 4 | | | | | | |
| Polling | 2 0.89% | 0 0.00% | 1 0.45% | 63 28.13% | 0 0.00% | |
| AVCB (if used) | 0 0.00% | 0 0.00% | 0 0.00% | 15 17.44% | 0 0.00% | |
| Total | 2 0.65% | 0 0.00% | 1 0.32% | 78 25.16% | 0 0.00% | |
| Monroe Charter Township, Precinct 5 | | | | | | |
| Polling | 0 0.00% | 0 0.00% | 0 0.00% | 106 31.45% | 0 0.00% | |
| AVCB (if used) | 0 0.00% | 0 0.00% | 1 0.76% | 15 11.36% | 0 0.00% | |
| Total | 0 0.00% | 0 0.00% | 1 0.21% | 121 25.80% | 0 0.00% | |
| Monroe Charter Township, Precinct 6 | | | | | | |
| Polling | 0 0.00% | 0 0.00% | 0 0.00% | 80 27.78% | 1 0.35% | |
| AVCB (if used) | 0 0.00% | 0 0.00% | 1 1.32% | 14 18.42% | 0 0.00% | |
| Total | 0 0.00% | 0 0.00% | 1 0.27% | 94 25.82% | 1 0.27% | |
| Raisinville Township, Precinct 1 | | | | | | |
| Polling | 0 0.00% | 0 0.00% | 0 0.00% | 128 21.02% | 0 0.00% | |
| AVCB (if used) | 0 - | 0 - | 0 - | 0 - | 0 - | |
| Total | 0 0.00% | 0 0.00% | 0 0.00% | 128 21.02% | 0 0.00% | |
| Raisinville Township, Precinct 2 | | | | | | |
| Polling | 3 0.59% | 0 0.00% | 2 0.39% | 126 24.71% | 0 0.00% | |
| AVCB (if used) | 0 - | 0 - | 0 - | 0 - | 0 - | |

Statement of Votes Cast
Monroe County, MI
2016 Presidential Primary
SOVC For Jurisdiction Wide, All Counters, All Races

Date:03/09/16
Time:00:11:15
Page:15 of 50

| | REP President | | | | | | | | | |
|----------------------------------|------------------------|-------|-------------------------|-------|------------------------|-------|-------------------------|--------|------------------------|-------|
| | Carly Fiorina (REP) | | Lindsey Graham (REP) | | Mike Huckabee (REP) | | John R. Kasich (REP) | | George Pataki (REP) | |
| Total | 3 | 0.59% | 0 | 0.00% | 2 | 0.39% | 126 | 24.71% | 0 | 0.00% |
| Summerfield Township, Precinct 1 | | | | | | | | | | |
| Polling | 1 | 0.19% | 0 | 0.00% | 1 | 0.19% | 136 | 25.33% | 0 | 0.00% |
| AVCB (if used) | 0 | - | 0 | - | 0 | - | 0 | - | 0 | - |
| Total | 1 | 0.19% | 0 | 0.00% | 1 | 0.19% | 136 | 25.33% | 0 | 0.00% |
| Whiteford Township, Precinct 1 | | | | | | | | | | |
| Polling | 0 | 0.00% | 0 | 0.00% | 0 | 0.00% | 123 | 31.46% | 0 | 0.00% |
| AVCB (if used) | 0 | - | 0 | - | 0 | - | 0 | - | 0 | - |
| Total | 0 | 0.00% | 0 | 0.00% | 0 | 0.00% | 123 | 31.46% | 0 | 0.00% |
| Whiteford Township, Precinct 2 | | | | | | | | | | |
| Polling | 0 | 0.00% | 0 | 0.00% | 0 | 0.00% | 106 | 32.62% | 0 | 0.00% |
| AVCB (if used) | 0 | - | 0 | - | 0 | - | 0 | - | 0 | - |
| Total | 0 | 0.00% | 0 | 0.00% | 0 | 0.00% | 106 | 32.62% | 0 | 0.00% |
| Total | | | | | | | | | | |
| Polling | 19 | 0.10% | 5 | 0.03% | 29 | 0.15% | 5200 | 26.33% | 4 | 0.02% |
| AVCB (if used) | 3 | 0.15% | 0 | 0.00% | 8 | 0.39% | 282 | 13.67% | 0 | 0.00% |
| Total | 22 | 0.10% | 5 | 0.02% | 37 | 0.17% | 5482 | 25.13% | 4 | 0.02% |

Statement of Votes Cast
Monroe County, MI
2016 Presidential Primary
SOVC For Jurisdiction Wide, All Counters, All Races

Date:03/09/16
Time:00:11:15
Page:16 of 50

| | REP President | | | | | | | | | |
|--------------------------------|-----------------|-------|-------------------|--------|---------------------|-------|-----------------------|--------|-------------|--------|
| | Rand Paul (REP) | | Marco Rubio (REP) | | Rick Santorum (REP) | | Donald J. Trump (REP) | | Uncommitted | |
| Jurisdiction Wide | | | | | | | | | | |
| City of Luna Pier, Precinct 1 | | | | | | | | | | |
| Polling | 1 | 0.58% | 8 | 4.68% | 0 | 0.00% | 74 | 43.27% | 5 | 2.92% |
| AVCB (if used) | 0 | - | 0 | - | 0 | - | 0 | - | 0 | - |
| Total | 1 | 0.58% | 8 | 4.68% | 0 | 0.00% | 74 | 43.27% | 5 | 2.92% |
| City of Milan, Precinct 1 | | | | | | | | | | |
| Polling | 2 | 0.83% | 24 | 9.92% | 0 | 0.00% | 66 | 27.27% | 5 | 2.07% |
| AVCB (if used) | 0 | - | 0 | - | 0 | - | 0 | - | 0 | - |
| Total | 2 | 0.83% | 24 | 9.92% | 0 | 0.00% | 66 | 27.27% | 5 | 2.07% |
| City of Monroe, Precinct 1 | | | | | | | | | | |
| Polling | 2 | 0.83% | 7 | 2.92% | 0 | 0.00% | 82 | 34.17% | 0 | 0.00% |
| AVCB (if used) | 0 | 0.00% | 5 | 7.69% | 1 | 1.54% | 28 | 43.08% | 4 | 6.15% |
| Total | 2 | 0.66% | 12 | 3.93% | 1 | 0.33% | 110 | 36.07% | 4 | 1.31% |
| City of Monroe, Precinct 2 | | | | | | | | | | |
| Polling | 0 | 0.00% | 12 | 5.19% | 1 | 0.43% | 91 | 39.39% | 2 | 0.87% |
| AVCB (if used) | 0 | 0.00% | 5 | 13.89% | 0 | 0.00% | 18 | 50.00% | 3 | 8.33% |
| Total | 0 | 0.00% | 17 | 6.37% | 1 | 0.37% | 109 | 40.82% | 5 | 1.87% |
| City of Monroe, Precinct 3N | | | | | | | | | | |
| Polling | 0 | 0.00% | 13 | 9.92% | 1 | 0.76% | 48 | 36.64% | 1 | 0.76% |
| AVCB (if used) | 0 | 0.00% | 0 | 0.00% | 0 | 0.00% | 8 | 53.33% | 3 | 20.00% |
| Total | 0 | 0.00% | 13 | 8.90% | 1 | 0.68% | 56 | 38.36% | 4 | 2.74% |
| City of Monroe, Precinct 3S | | | | | | | | | | |
| Polling | 1 | 2.27% | 7 | 15.91% | 0 | 0.00% | 19 | 43.18% | 0 | 0.00% |
| AVCB (if used) | 0 | 0.00% | 2 | 11.76% | 0 | 0.00% | 8 | 47.06% | 2 | 11.76% |
| Total | 1 | 1.64% | 9 | 14.75% | 0 | 0.00% | 27 | 44.26% | 2 | 3.28% |
| City of Monroe, Precinct 4 | | | | | | | | | | |
| Polling | 1 | 0.27% | 24 | 6.45% | 1 | 0.27% | 123 | 33.06% | 2 | 0.54% |
| AVCB (if used) | 1 | 0.81% | 18 | 14.52% | 0 | 0.00% | 51 | 41.13% | 7 | 5.65% |
| Total | 2 | 0.40% | 42 | 8.47% | 1 | 0.20% | 174 | 35.08% | 9 | 1.81% |
| City of Monroe, Precinct 5 | | | | | | | | | | |
| Polling | 2 | 0.53% | 41 | 10.85% | 2 | 0.53% | 115 | 30.42% | 1 | 0.26% |
| AVCB (if used) | 0 | 0.00% | 31 | 20.53% | 0 | 0.00% | 46 | 30.46% | 17 | 11.26% |
| Total | 2 | 0.38% | 72 | 13.61% | 2 | 0.38% | 161 | 30.43% | 18 | 3.40% |
| City of Monroe, Precinct 6 | | | | | | | | | | |
| Polling | 1 | 0.30% | 35 | 10.48% | 2 | 0.60% | 107 | 32.04% | 1 | 0.30% |
| AVCB (if used) | 0 | 0.00% | 11 | 11.46% | 1 | 1.04% | 43 | 44.79% | 6 | 6.25% |
| Total | 1 | 0.23% | 46 | 10.70% | 3 | 0.70% | 150 | 34.88% | 7 | 1.63% |
| City of Petersburg, Precinct 1 | | | | | | | | | | |
| Polling | 0 | 0.00% | 6 | 3.73% | 1 | 0.62% | 61 | 37.89% | 2 | 1.24% |
| AVCB (if used) | 0 | - | 0 | - | 0 | - | 0 | - | 0 | - |
| Total | 0 | 0.00% | 6 | 3.73% | 1 | 0.62% | 61 | 37.89% | 2 | 1.24% |
| Ash Township, Precinct 1 | | | | | | | | | | |
| Polling | 1 | 0.33% | 19 | 6.19% | 1 | 0.33% | 134 | 43.65% | 1 | 0.33% |
| AVCB (if used) | 1 | 1.30% | 7 | 9.09% | 0 | 0.00% | 40 | 51.95% | 5 | 6.49% |
| Total | 2 | 0.52% | 26 | 6.77% | 1 | 0.26% | 174 | 45.31% | 6 | 1.56% |
| Ash Township, Precinct 2 | | | | | | | | | | |
| Polling | 2 | 0.59% | 20 | 5.92% | 0 | 0.00% | 167 | 49.41% | 3 | 0.89% |
| AVCB (if used) | 0 | 0.00% | 8 | 6.84% | 0 | 0.00% | 66 | 56.41% | 4 | 3.42% |
| Total | 2 | 0.44% | 28 | 6.15% | 0 | 0.00% | 233 | 51.21% | 7 | 1.54% |
| Ash Township, Precinct 3 | | | | | | | | | | |
| Polling | 0 | 0.00% | 11 | 3.91% | 0 | 0.00% | 136 | 48.40% | 0 | 0.00% |
| AVCB (if used) | 1 | 1.27% | 6 | 7.59% | 0 | 0.00% | 43 | 54.43% | 5 | 6.33% |
| Total | 1 | 0.28% | 17 | 4.72% | 0 | 0.00% | 179 | 49.72% | 5 | 1.39% |
| Bedford Township, Precinct 1 | | | | | | | | | | |
| Polling | 0 | 0.00% | 9 | 4.23% | 0 | 0.00% | 72 | 33.80% | 6 | 2.82% |
| AVCB (if used) | 0 | - | 0 | - | 0 | - | 0 | - | 0 | - |
| Total | 0 | 0.00% | 9 | 4.23% | 0 | 0.00% | 72 | 33.80% | 6 | 2.82% |
| Bedford Township, Precinct 2 | | | | | | | | | | |
| Polling | 0 | 0.00% | 38 | 9.00% | 0 | 0.00% | 131 | 31.04% | 11 | 2.61% |
| AVCB (if used) | 0 | - | 0 | - | 0 | - | 0 | - | 0 | - |
| Total | 0 | 0.00% | 38 | 9.00% | 0 | 0.00% | 131 | 31.04% | 11 | 2.61% |

Date:03/09/16
Time:00:11:15
Page:17 of 50

| | REP President | | | | | | | | | |
|-------------------------------------|-----------------|-------|-------------------|-------|---------------------|-------|-----------------------|--------|-------------|-------|
| | Rand Paul (REP) | | Marco Rubio (REP) | | Rick Santorum (REP) | | Donald J. Trump (REP) | | Uncommitted | |
| Bedford Township, Precinct 3 | | | | | | | | | | |
| Polling | 2 | 0.64% | 23 | 7.32% | 0 | 0.00% | 121 | 38.54% | 10 | 3.18% |
| AVCB (if used) | 0 | - | 0 | - | 0 | - | 0 | - | 0 | - |
| Total | 2 | 0.64% | 23 | 7.32% | 0 | 0.00% | 121 | 38.54% | 10 | 3.18% |
| Bedford Township, Precinct 4 | | | | | | | | | | |
| Polling | 1 | 0.22% | 26 | 5.74% | 0 | 0.00% | 159 | 35.10% | 7 | 1.55% |
| AVCB (if used) | 0 | - | 0 | - | 0 | - | 0 | - | 0 | - |
| Total | 1 | 0.22% | 26 | 5.74% | 0 | 0.00% | 159 | 35.10% | 7 | 1.55% |
| Bedford Township, Precinct 5 | | | | | | | | | | |
| Polling | 0 | 0.00% | 24 | 6.43% | 0 | 0.00% | 133 | 35.66% | 7 | 1.88% |
| AVCB (if used) | 0 | - | 0 | - | 0 | - | 0 | - | 0 | - |
| Total | 0 | 0.00% | 24 | 6.43% | 0 | 0.00% | 133 | 35.66% | 7 | 1.88% |
| Bedford Township, Precinct 6 | | | | | | | | | | |
| Polling | 2 | 0.38% | 41 | 7.71% | 1 | 0.19% | 180 | 33.83% | 8 | 1.50% |
| AVCB (if used) | 0 | - | 0 | - | 0 | - | 0 | - | 0 | - |
| Total | 2 | 0.38% | 41 | 7.71% | 1 | 0.19% | 180 | 33.83% | 8 | 1.50% |
| Bedford Township, Precinct 7 | | | | | | | | | | |
| Polling | 1 | 0.25% | 23 | 5.75% | 0 | 0.00% | 130 | 32.50% | 11 | 2.75% |
| AVCB (if used) | 0 | - | 0 | - | 0 | - | 0 | - | 0 | - |
| Total | 1 | 0.25% | 23 | 5.75% | 0 | 0.00% | 130 | 32.50% | 11 | 2.75% |
| Bedford Township, Precinct 8 | | | | | | | | | | |
| Polling | 2 | 0.42% | 25 | 5.20% | 0 | 0.00% | 167 | 34.72% | 9 | 1.87% |
| AVCB (if used) | 0 | - | 0 | - | 0 | - | 0 | - | 0 | - |
| Total | 2 | 0.42% | 25 | 5.20% | 0 | 0.00% | 167 | 34.72% | 9 | 1.87% |
| Bedford Township, Precinct 9 | | | | | | | | | | |
| Polling | 0 | 0.00% | 11 | 3.40% | 0 | 0.00% | 109 | 33.64% | 9 | 2.78% |
| AVCB (if used) | 0 | - | 0 | - | 0 | - | 0 | - | 0 | - |
| Total | 0 | 0.00% | 11 | 3.40% | 0 | 0.00% | 109 | 33.64% | 9 | 2.78% |
| Bedford Township, Precinct 10 | | | | | | | | | | |
| Polling | 0 | 0.00% | 18 | 5.70% | 0 | 0.00% | 122 | 38.61% | 4 | 1.27% |
| AVCB (if used) | 0 | - | 0 | - | 0 | - | 0 | - | 0 | - |
| Total | 0 | 0.00% | 18 | 5.70% | 0 | 0.00% | 122 | 38.61% | 4 | 1.27% |
| Bedford Township, Precinct 11 | | | | | | | | | | |
| Polling | 1 | 0.19% | 30 | 5.84% | 1 | 0.19% | 212 | 41.25% | 4 | 0.78% |
| AVCB (if used) | 0 | - | 0 | - | 0 | - | 0 | - | 0 | - |
| Total | 1 | 0.19% | 30 | 5.84% | 1 | 0.19% | 212 | 41.25% | 4 | 0.78% |
| Bedford Township, Precinct 12 | | | | | | | | | | |
| Polling | 0 | 0.00% | 19 | 5.52% | 0 | 0.00% | 127 | 36.92% | 6 | 1.74% |
| AVCB (if used) | 0 | - | 0 | - | 0 | - | 0 | - | 0 | - |
| Total | 0 | 0.00% | 19 | 5.52% | 0 | 0.00% | 127 | 36.92% | 6 | 1.74% |
| Bedford Township, Precinct 13 | | | | | | | | | | |
| Polling | 1 | 0.26% | 22 | 5.76% | 0 | 0.00% | 132 | 34.55% | 10 | 2.62% |
| AVCB (if used) | 0 | - | 0 | - | 0 | - | 0 | - | 0 | - |
| Total | 1 | 0.26% | 22 | 5.76% | 0 | 0.00% | 132 | 34.55% | 10 | 2.62% |
| Bedford Township, Precinct 14 | | | | | | | | | | |
| Polling | 0 | 0.00% | 10 | 5.26% | 0 | 0.00% | 70 | 36.84% | 8 | 4.21% |
| AVCB (if used) | 0 | - | 0 | - | 0 | - | 0 | - | 0 | - |
| Total | 0 | 0.00% | 10 | 5.26% | 0 | 0.00% | 70 | 36.84% | 8 | 4.21% |
| Berlin Charter Township, Precinct 1 | | | | | | | | | | |
| Polling | 1 | 0.37% | 14 | 5.13% | 0 | 0.00% | 129 | 47.25% | 7 | 2.56% |
| AVCB (if used) | 0 | - | 0 | - | 0 | - | 0 | - | 0 | - |
| Total | 1 | 0.37% | 14 | 5.13% | 0 | 0.00% | 129 | 47.25% | 7 | 2.56% |
| Berlin Charter Township, Precinct 2 | | | | | | | | | | |
| Polling | 0 | 0.00% | 20 | 4.25% | 1 | 0.21% | 252 | 53.50% | 3 | 0.64% |
| AVCB (if used) | 0 | - | 0 | - | 0 | - | 0 | - | 0 | - |
| Total | 0 | 0.00% | 20 | 4.25% | 1 | 0.21% | 252 | 53.50% | 3 | 0.64% |
| Berlin Charter Township, Precinct 3 | | | | | | | | | | |
| Polling | 2 | 0.68% | 13 | 4.39% | 0 | 0.00% | 175 | 59.12% | 3 | 1.01% |
| AVCB (if used) | 0 | - | 0 | - | 0 | - | 0 | - | 0 | - |
| Total | 2 | 0.68% | 13 | 4.39% | 0 | 0.00% | 175 | 59.12% | 3 | 1.01% |
| Berlin Charter Township, Precinct 4 | | | | | | | | | | |

Statement of Votes Cast
Monroe County, MI
2016 Presidential Primary
SOVC For Jurisdiction Wide, All Counters, All Races

Date:03/09/16
Time:00:11:15
Page:18 of 50

| | REP President | | | | | | | | | |
|---|-----------------|-------|-------------------|--------|---------------------|-------|-----------------------|--------|-------------|--------|
| | Rand Paul (REP) | | Marco Rubio (REP) | | Rick Santorum (REP) | | Donald J. Trump (REP) | | Uncommitted | |
| Polling | 4 | 1.04% | 21 | 5.48% | 2 | 0.52% | 181 | 47.26% | 7 | 1.83% |
| AVCB (if used) | 0 | - | 0 | - | 0 | - | 0 | - | 0 | - |
| Total | 4 | 1.04% | 21 | 5.48% | 2 | 0.52% | 181 | 47.26% | 7 | 1.83% |
| Dundee Township, Precinct 1 | | | | | | | | | | |
| Polling | 1 | 0.34% | 22 | 7.38% | 0 | 0.00% | 110 | 36.91% | 3 | 1.01% |
| AVCB (if used) | 0 | - | 0 | - | 0 | - | 0 | - | 0 | - |
| Total | 1 | 0.34% | 22 | 7.38% | 0 | 0.00% | 110 | 36.91% | 3 | 1.01% |
| Dundee Township, Precinct 2 | | | | | | | | | | |
| Polling | 1 | 0.28% | 25 | 7.02% | 0 | 0.00% | 140 | 39.33% | 6 | 1.69% |
| AVCB (if used) | 0 | - | 0 | - | 0 | - | 0 | - | 0 | - |
| Total | 1 | 0.28% | 25 | 7.02% | 0 | 0.00% | 140 | 39.33% | 6 | 1.69% |
| Dundee Township, Precinct 3 | | | | | | | | | | |
| Polling | 1 | 0.34% | 25 | 8.56% | 0 | 0.00% | 116 | 39.73% | 3 | 1.03% |
| AVCB (if used) | 0 | - | 0 | - | 0 | - | 0 | - | 0 | - |
| Total | 1 | 0.34% | 25 | 8.56% | 0 | 0.00% | 116 | 39.73% | 3 | 1.03% |
| Erie Township, Precinct 1 | | | | | | | | | | |
| Polling | 2 | 0.55% | 27 | 7.40% | 0 | 0.00% | 123 | 33.70% | 11 | 3.01% |
| AVCB (if used) | 0 | - | 0 | - | 0 | - | 0 | - | 0 | - |
| Total | 2 | 0.55% | 27 | 7.40% | 0 | 0.00% | 123 | 33.70% | 11 | 3.01% |
| Erie Township, Precinct 2 | | | | | | | | | | |
| Polling | 0 | 0.00% | 11 | 4.78% | 0 | 0.00% | 99 | 43.04% | 8 | 3.48% |
| AVCB (if used) | 0 | - | 0 | - | 0 | - | 0 | - | 0 | - |
| Total | 0 | 0.00% | 11 | 4.78% | 0 | 0.00% | 99 | 43.04% | 8 | 3.48% |
| Exeter Township, Precinct 1 | | | | | | | | | | |
| Polling | 0 | 0.00% | 14 | 4.71% | 0 | 0.00% | 147 | 49.49% | 3 | 1.01% |
| AVCB (if used) | 0 | - | 0 | - | 0 | - | 0 | - | 0 | - |
| Total | 0 | 0.00% | 14 | 4.71% | 0 | 0.00% | 147 | 49.49% | 3 | 1.01% |
| Exeter Township, Precinct 2 | | | | | | | | | | |
| Polling | 0 | 0.00% | 10 | 3.07% | 2 | 0.61% | 158 | 48.47% | 3 | 0.92% |
| AVCB (if used) | 0 | - | 0 | - | 0 | - | 0 | - | 0 | - |
| Total | 0 | 0.00% | 10 | 3.07% | 2 | 0.61% | 158 | 48.47% | 3 | 0.92% |
| Frenchtown Charter Township, Precinct 1 | | | | | | | | | | |
| Polling | 0 | 0.00% | 6 | 5.56% | 0 | 0.00% | 56 | 51.85% | 0 | 0.00% |
| AVCB (if used) | 0 | 0.00% | 7 | 13.73% | 0 | 0.00% | 21 | 41.18% | 2 | 3.92% |
| Total | 0 | 0.00% | 13 | 8.18% | 0 | 0.00% | 77 | 48.43% | 2 | 1.26% |
| Frenchtown Charter Township, Precinct 2 | | | | | | | | | | |
| Polling | 0 | 0.00% | 8 | 4.71% | 0 | 0.00% | 72 | 42.35% | 0 | 0.00% |
| AVCB (if used) | 0 | 0.00% | 1 | 2.78% | 0 | 0.00% | 14 | 38.89% | 9 | 25.00% |
| Total | 0 | 0.00% | 9 | 4.37% | 0 | 0.00% | 86 | 41.75% | 9 | 4.37% |
| Frenchtown Charter Township, Precinct 3 | | | | | | | | | | |
| Polling | 0 | 0.00% | 10 | 5.15% | 0 | 0.00% | 85 | 43.81% | 2 | 1.03% |
| AVCB (if used) | 0 | 0.00% | 9 | 14.29% | 0 | 0.00% | 25 | 39.68% | 5 | 7.94% |
| Total | 0 | 0.00% | 19 | 7.39% | 0 | 0.00% | 110 | 42.80% | 7 | 2.72% |
| Frenchtown Charter Township, Precinct 4 | | | | | | | | | | |
| Polling | 0 | 0.00% | 9 | 4.07% | 0 | 0.00% | 86 | 38.91% | 3 | 1.36% |
| AVCB (if used) | 0 | 0.00% | 21 | 21.00% | 1 | 1.00% | 37 | 37.00% | 10 | 10.00% |
| Total | 0 | 0.00% | 30 | 9.35% | 1 | 0.31% | 123 | 38.32% | 13 | 4.05% |
| Frenchtown Charter Township, Precinct 5 | | | | | | | | | | |
| Polling | 3 | 1.97% | 9 | 5.92% | 1 | 0.66% | 72 | 47.37% | 0 | 0.00% |
| AVCB (if used) | 0 | 0.00% | 1 | 2.50% | 1 | 2.50% | 21 | 52.50% | 3 | 7.50% |
| Total | 3 | 1.56% | 10 | 5.21% | 2 | 1.04% | 93 | 48.44% | 3 | 1.56% |
| Frenchtown Charter Township, Precinct 6 | | | | | | | | | | |
| Polling | 1 | 0.43% | 10 | 4.27% | 0 | 0.00% | 120 | 51.28% | 2 | 0.85% |
| AVCB (if used) | 0 | 0.00% | 5 | 7.94% | 0 | 0.00% | 34 | 53.97% | 7 | 11.11% |
| Total | 1 | 0.34% | 15 | 5.05% | 0 | 0.00% | 154 | 51.85% | 9 | 3.03% |
| Frenchtown Charter Township, Precinct 7 | | | | | | | | | | |
| Polling | 1 | 0.25% | 14 | 3.55% | 0 | 0.00% | 169 | 42.89% | 0 | 0.00% |
| AVCB (if used) | 1 | 0.48% | 23 | 10.95% | 0 | 0.00% | 86 | 40.95% | 17 | 8.10% |
| Total | 2 | 0.33% | 37 | 6.13% | 0 | 0.00% | 255 | 42.22% | 17 | 2.81% |
| Frenchtown Charter Township, Precinct 8 | | | | | | | | | | |
| Polling | 1 | 0.51% | 3 | 1.53% | 0 | 0.00% | 86 | 43.88% | 2 | 1.02% |

Statement of Votes Cast
Monroe County, MI
2016 Presidential Primary
SOVC For Jurisdiction Wide, All Counters, All Races

Date:03/09/16
Time:00:11:15
Page:19 of 50

| | REP President | | | | | | | | | |
|---|-----------------|-------|-------------------|--------|---------------------|-------|-----------------------|--------|-------------|--------|
| | Rand Paul (REP) | | Marco Rubio (REP) | | Rick Santorum (REP) | | Donald J. Trump (REP) | | Uncommitted | |
| AVCB (if used) | 1 | 1.27% | 10 | 12.66% | 0 | 0.00% | 46 | 58.23% | 1 | 1.27% |
| Total | 2 | 0.73% | 13 | 4.73% | 0 | 0.00% | 132 | 48.00% | 3 | 1.09% |
| Frenchtown Charter Township, Precinct 9 | | | | | | | | | | |
| Polling | 0 | 0.00% | 8 | 7.84% | 0 | 0.00% | 41 | 40.20% | 0 | 0.00% |
| AVCB (if used) | 0 | 0.00% | 3 | 8.82% | 0 | 0.00% | 12 | 35.29% | 2 | 5.88% |
| Total | 0 | 0.00% | 11 | 8.09% | 0 | 0.00% | 53 | 38.97% | 2 | 1.47% |
| Ida Township, Precinct 1 | | | | | | | | | | |
| Polling | 2 | 0.45% | 22 | 4.90% | 1 | 0.22% | 170 | 37.86% | 1 | 0.22% |
| AVCB (if used) | 0 | - | 0 | - | 0 | - | 0 | - | 0 | - |
| Total | 2 | 0.45% | 22 | 4.90% | 1 | 0.22% | 170 | 37.86% | 1 | 0.22% |
| Ida Township, Precinct 2 | | | | | | | | | | |
| Polling | 0 | 0.00% | 21 | 5.26% | 1 | 0.25% | 145 | 36.34% | 11 | 2.76% |
| AVCB (if used) | 0 | - | 0 | - | 0 | - | 0 | - | 0 | - |
| Total | 0 | 0.00% | 21 | 5.26% | 1 | 0.25% | 145 | 36.34% | 11 | 2.76% |
| LaSalle Township, Precinct 1 | | | | | | | | | | |
| Polling | 3 | 0.97% | 12 | 3.87% | 0 | 0.00% | 134 | 43.23% | 1 | 0.32% |
| AVCB (if used) | 0 | 0.00% | 6 | 6.82% | 0 | 0.00% | 40 | 45.45% | 4 | 4.55% |
| Total | 3 | 0.75% | 18 | 4.52% | 0 | 0.00% | 174 | 43.72% | 5 | 1.26% |
| LaSalle Township, Precinct 2 | | | | | | | | | | |
| Polling | 2 | 0.52% | 20 | 5.21% | 1 | 0.26% | 161 | 41.93% | 0 | 0.00% |
| AVCB (if used) | 0 | 0.00% | 21 | 20.79% | 0 | 0.00% | 33 | 32.67% | 7 | 6.93% |
| Total | 2 | 0.41% | 41 | 8.45% | 1 | 0.21% | 194 | 40.00% | 7 | 1.44% |
| London Township, Precinct 1 | | | | | | | | | | |
| Polling | 0 | 0.00% | 16 | 4.07% | 0 | 0.00% | 197 | 50.13% | 10 | 2.54% |
| AVCB (if used) | 0 | - | 0 | - | 0 | - | 0 | - | 0 | - |
| Total | 0 | 0.00% | 16 | 4.07% | 0 | 0.00% | 197 | 50.13% | 10 | 2.54% |
| Milan Township, Precinct 1 | | | | | | | | | | |
| Polling | 1 | 0.36% | 25 | 8.96% | 0 | 0.00% | 110 | 39.43% | 12 | 4.30% |
| AVCB (if used) | 0 | - | 0 | - | 0 | - | 0 | - | 0 | - |
| Total | 1 | 0.36% | 25 | 8.96% | 0 | 0.00% | 110 | 39.43% | 12 | 4.30% |
| Monroe Charter Township, Precinct 1 | | | | | | | | | | |
| Polling | 1 | 0.55% | 10 | 5.46% | 0 | 0.00% | 79 | 43.17% | 1 | 0.55% |
| AVCB (if used) | 0 | 0.00% | 3 | 5.00% | 0 | 0.00% | 30 | 50.00% | 6 | 10.00% |
| Total | 1 | 0.41% | 13 | 5.35% | 0 | 0.00% | 109 | 44.86% | 7 | 2.88% |
| Monroe Charter Township, Precinct 2 | | | | | | | | | | |
| Polling | 2 | 2.47% | 4 | 4.94% | 0 | 0.00% | 41 | 50.62% | 0 | 0.00% |
| AVCB (if used) | 1 | 3.57% | 2 | 7.14% | 0 | 0.00% | 16 | 57.14% | 2 | 7.14% |
| Total | 3 | 2.75% | 6 | 5.50% | 0 | 0.00% | 57 | 52.29% | 2 | 1.83% |
| Monroe Charter Township, Precinct 3 | | | | | | | | | | |
| Polling | 0 | 0.00% | 13 | 6.28% | 0 | 0.00% | 83 | 40.10% | 1 | 0.48% |
| AVCB (if used) | 0 | 0.00% | 7 | 17.95% | 0 | 0.00% | 17 | 43.59% | 4 | 10.26% |
| Total | 0 | 0.00% | 20 | 8.13% | 0 | 0.00% | 100 | 40.65% | 5 | 2.03% |
| Monroe Charter Township, Precinct 4 | | | | | | | | | | |
| Polling | 0 | 0.00% | 11 | 4.91% | 0 | 0.00% | 93 | 41.52% | 0 | 0.00% |
| AVCB (if used) | 0 | 0.00% | 13 | 15.12% | 0 | 0.00% | 35 | 40.70% | 9 | 10.47% |
| Total | 0 | 0.00% | 24 | 7.74% | 0 | 0.00% | 128 | 41.29% | 9 | 2.90% |
| Monroe Charter Township, Precinct 5 | | | | | | | | | | |
| Polling | 0 | 0.00% | 28 | 8.31% | 0 | 0.00% | 124 | 36.80% | 2 | 0.59% |
| AVCB (if used) | 0 | 0.00% | 16 | 12.12% | 0 | 0.00% | 65 | 49.24% | 4 | 3.03% |
| Total | 0 | 0.00% | 44 | 9.38% | 0 | 0.00% | 189 | 40.30% | 6 | 1.28% |
| Monroe Charter Township, Precinct 6 | | | | | | | | | | |
| Polling | 1 | 0.35% | 17 | 5.90% | 0 | 0.00% | 126 | 43.75% | 0 | 0.00% |
| AVCB (if used) | 0 | 0.00% | 13 | 17.11% | 0 | 0.00% | 29 | 38.16% | 5 | 6.58% |
| Total | 1 | 0.27% | 30 | 8.24% | 0 | 0.00% | 155 | 42.58% | 5 | 1.37% |
| Raisinville Township, Precinct 1 | | | | | | | | | | |
| Polling | 0 | 0.00% | 41 | 6.73% | 0 | 0.00% | 255 | 41.87% | 11 | 1.81% |
| AVCB (if used) | 0 | - | 0 | - | 0 | - | 0 | - | 0 | - |
| Total | 0 | 0.00% | 41 | 6.73% | 0 | 0.00% | 255 | 41.87% | 11 | 1.81% |
| Raisinville Township, Precinct 2 | | | | | | | | | | |
| Polling | 1 | 0.20% | 27 | 5.29% | 0 | 0.00% | 210 | 41.18% | 8 | 1.57% |
| AVCB (if used) | 0 | - | 0 | - | 0 | - | 0 | - | 0 | - |

Statement of Votes Cast
Monroe County, MI
2016 Presidential Primary
SOVC For Jurisdiction Wide, All Counters, All Races

Date:03/09/16
Time:00:11:15
Page:20 of 50

| | REP President | | | | | | | | | |
|----------------------------------|-----------------|-------|-------------------|--------|---------------------|-------|-----------------------|--------|-------------|-------|
| | Rand Paul (REP) | | Marco Rubio (REP) | | Rick Santorum (REP) | | Donald J. Trump (REP) | | Uncommitted | |
| Total | 1 | 0.20% | 27 | 5.29% | 0 | 0.00% | 210 | 41.18% | 8 | 1.57% |
| Summerfield Township, Precinct 1 | | | | | | | | | | |
| Polling | 0 | 0.00% | 29 | 5.40% | 1 | 0.19% | 221 | 41.15% | 11 | 2.05% |
| AVCB (if used) | 0 | - | 0 | - | 0 | - | 0 | - | 0 | - |
| Total | 0 | 0.00% | 29 | 5.40% | 1 | 0.19% | 221 | 41.15% | 11 | 2.05% |
| Whiteford Township, Precinct 1 | | | | | | | | | | |
| Polling | 0 | 0.00% | 23 | 5.88% | 0 | 0.00% | 124 | 31.71% | 3 | 0.77% |
| AVCB (if used) | 0 | - | 0 | - | 0 | - | 0 | - | 0 | - |
| Total | 0 | 0.00% | 23 | 5.88% | 0 | 0.00% | 124 | 31.71% | 3 | 0.77% |
| Whiteford Township, Precinct 2 | | | | | | | | | | |
| Polling | 0 | 0.00% | 15 | 4.62% | 0 | 0.00% | 112 | 34.46% | 6 | 1.85% |
| AVCB (if used) | 0 | - | 0 | - | 0 | - | 0 | - | 0 | - |
| Total | 0 | 0.00% | 15 | 4.62% | 0 | 0.00% | 112 | 34.46% | 6 | 1.85% |
| Total | | | | | | | | | | |
| Polling | 54 | 0.27% | 1159 | 5.87% | 21 | 0.11% | 7890 | 39.95% | 277 | 1.40% |
| AVCB (if used) | 6 | 0.29% | 254 | 12.31% | 4 | 0.19% | 912 | 44.21% | 153 | 7.42% |
| Total | 60 | 0.28% | 1413 | 6.48% | 25 | 0.11% | 8802 | 40.35% | 430 | 1.97% |

Statement of Votes Cast
Monroe County, MI
2016 Presidential Primary
SOVC For Jurisdiction Wide, All Counters, All Races

Date:03/09/16
Time:00:11:15
Page:21 of 50

| | REP President | |
|--------------------------------|----------------|-------|
| | Write-In Votes | |
| Jurisdiction Wide | | |
| City of Luna Pier, Precinct 1 | | |
| Polling | 1 | 0.58% |
| AVCB (if used) | 0 | - |
| Total | 1 | 0.58% |
| City of Milan, Precinct 1 | | |
| Polling | 0 | 0.00% |
| AVCB (if used) | 0 | - |
| Total | 0 | 0.00% |
| City of Monroe, Precinct 1 | | |
| Polling | 0 | 0.00% |
| AVCB (if used) | 0 | 0.00% |
| Total | 0 | 0.00% |
| City of Monroe, Precinct 2 | | |
| Polling | 0 | 0.00% |
| AVCB (if used) | 1 | 2.78% |
| Total | 1 | 0.37% |
| City of Monroe, Precinct 3N | | |
| Polling | 0 | 0.00% |
| AVCB (if used) | 0 | 0.00% |
| Total | 0 | 0.00% |
| City of Monroe, Precinct 3S | | |
| Polling | 0 | 0.00% |
| AVCB (if used) | 0 | 0.00% |
| Total | 0 | 0.00% |
| City of Monroe, Precinct 4 | | |
| Polling | 0 | 0.00% |
| AVCB (if used) | 0 | 0.00% |
| Total | 0 | 0.00% |
| City of Monroe, Precinct 5 | | |
| Polling | 0 | 0.00% |
| AVCB (if used) | 0 | 0.00% |
| Total | 0 | 0.00% |
| City of Monroe, Precinct 6 | | |
| Polling | 0 | 0.00% |
| AVCB (if used) | 0 | 0.00% |
| Total | 0 | 0.00% |
| City of Petersburg, Precinct 1 | | |
| Polling | 0 | 0.00% |
| AVCB (if used) | 0 | - |
| Total | 0 | 0.00% |
| Ash Township, Precinct 1 | | |
| Polling | 0 | 0.00% |
| AVCB (if used) | 0 | 0.00% |
| Total | 0 | 0.00% |
| Ash Township, Precinct 2 | | |
| Polling | 1 | 0.30% |
| AVCB (if used) | 0 | 0.00% |
| Total | 1 | 0.22% |
| Ash Township, Precinct 3 | | |
| Polling | 0 | 0.00% |
| AVCB (if used) | 0 | 0.00% |
| Total | 0 | 0.00% |
| Bedford Township, Precinct 1 | | |
| Polling | 0 | 0.00% |
| AVCB (if used) | 0 | - |
| Total | 0 | 0.00% |
| Bedford Township, Precinct 2 | | |
| Polling | 0 | 0.00% |
| AVCB (if used) | 0 | - |
| Total | 0 | 0.00% |

Statement of Votes Cast
Monroe County, MI
2016 Presidential Primary
SOVC For Jurisdiction Wide, All Counters, All Races

Date:03/09/16
Time:00:11:15
Page:22 of 50

| | REP President | |
|-------------------------------------|----------------|--|
| | Write-In Votes | |
| Bedford Township, Precinct 3 | | |
| Polling | 1 0.32% | |
| AVCB (if used) | 0 - | |
| Total | 1 0.32% | |
| Bedford Township, Precinct 4 | | |
| Polling | 0 0.00% | |
| AVCB (if used) | 0 - | |
| Total | 0 0.00% | |
| Bedford Township, Precinct 5 | | |
| Polling | 0 0.00% | |
| AVCB (if used) | 0 - | |
| Total | 0 0.00% | |
| Bedford Township, Precinct 6 | | |
| Polling | 0 0.00% | |
| AVCB (if used) | 0 - | |
| Total | 0 0.00% | |
| Bedford Township, Precinct 7 | | |
| Polling | 0 0.00% | |
| AVCB (if used) | 0 - | |
| Total | 0 0.00% | |
| Bedford Township, Precinct 8 | | |
| Polling | 0 0.00% | |
| AVCB (if used) | 0 - | |
| Total | 0 0.00% | |
| Bedford Township, Precinct 9 | | |
| Polling | 0 0.00% | |
| AVCB (if used) | 0 - | |
| Total | 0 0.00% | |
| Bedford Township, Precinct 10 | | |
| Polling | 0 0.00% | |
| AVCB (if used) | 0 - | |
| Total | 0 0.00% | |
| Bedford Township, Precinct 11 | | |
| Polling | 0 0.00% | |
| AVCB (if used) | 0 - | |
| Total | 0 0.00% | |
| Bedford Township, Precinct 12 | | |
| Polling | 0 0.00% | |
| AVCB (if used) | 0 - | |
| Total | 0 0.00% | |
| Bedford Township, Precinct 13 | | |
| Polling | 0 0.00% | |
| AVCB (if used) | 0 - | |
| Total | 0 0.00% | |
| Bedford Township, Precinct 14 | | |
| Polling | 0 0.00% | |
| AVCB (if used) | 0 - | |
| Total | 0 0.00% | |
| Berlin Charter Township, Precinct 1 | | |
| Polling | 1 0.37% | |
| AVCB (if used) | 0 - | |
| Total | 1 0.37% | |
| Berlin Charter Township, Precinct 2 | | |
| Polling | 1 0.21% | |
| AVCB (if used) | 0 - | |
| Total | 1 0.21% | |
| Berlin Charter Township, Precinct 3 | | |
| Polling | 0 0.00% | |
| AVCB (if used) | 0 - | |
| Total | 0 0.00% | |
| Berlin Charter Township, Precinct 4 | | |

Statement of Votes Cast
Monroe County, MI
2016 Presidential Primary
SOVC For Jurisdiction Wide, All Counters, All Races

Date:03/09/16
Time:00:11:15
Page:23 of 50

| | REP President | |
|---|----------------|--|
| | Write-In Votes | |
| Polling | 0 0.00% | |
| AVCB (if used) | 0 - | |
| Total | 0 0.00% | |
| Dundee Township, Precinct 1 | | |
| Polling | 0 0.00% | |
| AVCB (if used) | 0 - | |
| Total | 0 0.00% | |
| Dundee Township, Precinct 2 | | |
| Polling | 0 0.00% | |
| AVCB (if used) | 0 - | |
| Total | 0 0.00% | |
| Dundee Township, Precinct 3 | | |
| Polling | 0 0.00% | |
| AVCB (if used) | 0 - | |
| Total | 0 0.00% | |
| Erie Township, Precinct 1 | | |
| Polling | 0 0.00% | |
| AVCB (if used) | 0 - | |
| Total | 0 0.00% | |
| Erie Township, Precinct 2 | | |
| Polling | 0 0.00% | |
| AVCB (if used) | 0 - | |
| Total | 0 0.00% | |
| Exeter Township, Precinct 1 | | |
| Polling | 0 0.00% | |
| AVCB (if used) | 0 - | |
| Total | 0 0.00% | |
| Exeter Township, Precinct 2 | | |
| Polling | 0 0.00% | |
| AVCB (if used) | 0 - | |
| Total | 0 0.00% | |
| Frenchtown Charter Township, Precinct 1 | | |
| Polling | 0 0.00% | |
| AVCB (if used) | 0 0.00% | |
| Total | 0 0.00% | |
| Frenchtown Charter Township, Precinct 2 | | |
| Polling | 0 0.00% | |
| AVCB (if used) | 0 0.00% | |
| Total | 0 0.00% | |
| Frenchtown Charter Township, Precinct 3 | | |
| Polling | 0 0.00% | |
| AVCB (if used) | 0 0.00% | |
| Total | 0 0.00% | |
| Frenchtown Charter Township, Precinct 4 | | |
| Polling | 0 0.00% | |
| AVCB (if used) | 0 0.00% | |
| Total | 0 0.00% | |
| Frenchtown Charter Township, Precinct 5 | | |
| Polling | 0 0.00% | |
| AVCB (if used) | 0 0.00% | |
| Total | 0 0.00% | |
| Frenchtown Charter Township, Precinct 6 | | |
| Polling | 0 0.00% | |
| AVCB (if used) | 0 0.00% | |
| Total | 0 0.00% | |
| Frenchtown Charter Township, Precinct 7 | | |
| Polling | 0 0.00% | |
| AVCB (if used) | 0 0.00% | |
| Total | 0 0.00% | |
| Frenchtown Charter Township, Precinct 8 | | |
| Polling | 0 0.00% | |

Statement of Votes Cast
Monroe County, MI
2016 Presidential Primary
SOVC For Jurisdiction Wide, All Counters, All Races

Date:03/09/16
Time:00:11:15
Page:24 of 50

| | REP President | |
|---|----------------|--|
| | Write-In Votes | |
| AVCB (if used) | 0 0.00% | |
| Total | 0 0.00% | |
| Frenchtown Charter Township, Precinct 9 | | |
| Polling | 0 0.00% | |
| AVCB (if used) | 0 0.00% | |
| Total | 0 0.00% | |
| Ida Township, Precinct 1 | | |
| Polling | 0 0.00% | |
| AVCB (if used) | 0 | |
| Total | 0 0.00% | |
| Ida Township, Precinct 2 | | |
| Polling | 0 0.00% | |
| AVCB (if used) | 0 | |
| Total | 0 0.00% | |
| LaSalle Township, Precinct 1 | | |
| Polling | 0 0.00% | |
| AVCB (if used) | 0 0.00% | |
| Total | 0 0.00% | |
| LaSalle Township, Precinct 2 | | |
| Polling | 2 0.52% | |
| AVCB (if used) | 0 0.00% | |
| Total | 2 0.41% | |
| London Township, Precinct 1 | | |
| Polling | 0 0.00% | |
| AVCB (if used) | 0 | |
| Total | 0 0.00% | |
| Milan Township, Precinct 1 | | |
| Polling | 0 0.00% | |
| AVCB (if used) | 0 | |
| Total | 0 0.00% | |
| Monroe Charter Township, Precinct 1 | | |
| Polling | 0 0.00% | |
| AVCB (if used) | 0 0.00% | |
| Total | 0 0.00% | |
| Monroe Charter Township, Precinct 2 | | |
| Polling | 0 0.00% | |
| AVCB (if used) | 0 0.00% | |
| Total | 0 0.00% | |
| Monroe Charter Township, Precinct 3 | | |
| Polling | 0 0.00% | |
| AVCB (if used) | 0 0.00% | |
| Total | 0 0.00% | |
| Monroe Charter Township, Precinct 4 | | |
| Polling | 0 0.00% | |
| AVCB (if used) | 0 0.00% | |
| Total | 0 0.00% | |
| Monroe Charter Township, Precinct 5 | | |
| Polling | 0 0.00% | |
| AVCB (if used) | 1 0.76% | |
| Total | 1 0.21% | |
| Monroe Charter Township, Precinct 6 | | |
| Polling | 0 0.00% | |
| AVCB (if used) | 0 0.00% | |
| Total | 0 0.00% | |
| Raisinville Township, Precinct 1 | | |
| Polling | 1 0.16% | |
| AVCB (if used) | 0 | |
| Total | 1 0.16% | |
| Raisinville Township, Precinct 2 | | |
| Polling | 0 0.00% | |
| AVCB (if used) | 0 | |

Statement of Votes Cast
 Monroe County, MI
 2016 Presidential Primary
 SOVC For Jurisdiction Wide, All Counters, All Races

Date:03/09/16
 Time:00:11:15
 Page:25 of 50

| | REP President | |
|----------------------------------|----------------|-------|
| | Write-In Votes | |
| Total | 0 | 0.00% |
| Summerfield Township, Precinct 1 | | |
| Polling | 0 | 0.00% |
| AVCB (if used) | 0 | |
| Total | 0 | 0.00% |
| Whiteford Township, Precinct 1 | | |
| Polling | 0 | 0.00% |
| AVCB (if used) | 0 | |
| Total | 0 | 0.00% |
| Whiteford Township, Precinct 2 | | |
| Polling | 0 | 0.00% |
| AVCB (if used) | 0 | |
| Total | 0 | 0.00% |
| Total | | |
| Polling | 8 | 0.04% |
| AVCB (if used) | 2 | 0.10% |
| Total | 10 | 0.05% |

Statement of Votes Cast
Monroe County, MI
2016 Presidential Primary
SOVC For Jurisdiction Wide, All Counters, All Races

Date:03/09/16
Time:00:11:15
Page:26 of 50

| | DEM President | | | | | | | | | | |
|--------------------------------|---------------|------------------|----------------|--------------------------|--------|-----------------------------|-------|-----------------------------|-------|-------------------------|--------|
| | Reg Voters | Times Counted | Total Votes | Hillary Clinton (DEM) | | Rocky De La Fuente (DEM) | | Martin J. O'Malley (DEM) | | Bernie Sanders (DEM) | |
| Jurisdiction Wide | | | | | | | | | | | |
| City of Luna Pier, Precinct 1 | | | | | | | | | | | |
| Polling | 1085 | 168 | 168 | 79 | 47.02% | 0 | 0.00% | 0 | 0.00% | 79 | 47.02% |
| AVCB (if used) | 1085 | 0 | 0 | 0 | - | 0 | - | 0 | - | 0 | - |
| Total | 1085 | 168 | 168 | 79 | 47.02% | 0 | 0.00% | 0 | 0.00% | 79 | 47.02% |
| City of Milan, Precinct 1 | | | | | | | | | | | |
| Polling | 1484 | 255 | 254 | 88 | 34.65% | 0 | 0.00% | 1 | 0.39% | 158 | 62.20% |
| AVCB (if used) | 1484 | 0 | 0 | 0 | - | 0 | - | 0 | - | 0 | - |
| Total | 1484 | 255 | 254 | 88 | 34.65% | 0 | 0.00% | 1 | 0.39% | 158 | 62.20% |
| City of Monroe, Precinct 1 | | | | | | | | | | | |
| Polling | 2643 | 301 | 301 | 134 | 44.52% | 0 | 0.00% | 0 | 0.00% | 167 | 55.48% |
| AVCB (if used) | 2643 | 60 | 60 | 30 | 50.00% | 0 | 0.00% | 0 | 0.00% | 13 | 21.67% |
| Total | 2643 | 361 | 361 | 164 | 45.43% | 0 | 0.00% | 0 | 0.00% | 180 | 49.86% |
| City of Monroe, Precinct 2 | | | | | | | | | | | |
| Polling | 2445 | 247 | 247 | 92 | 37.25% | 0 | 0.00% | 0 | 0.00% | 152 | 61.54% |
| AVCB (if used) | 2445 | 44 | 43 | 32 | 74.42% | 0 | 0.00% | 0 | 0.00% | 9 | 20.93% |
| Total | 2445 | 291 | 290 | 124 | 42.76% | 0 | 0.00% | 0 | 0.00% | 161 | 55.52% |
| City of Monroe, Precinct 3N | | | | | | | | | | | |
| Polling | 1208 | 140 | 140 | 55 | 39.29% | 0 | 0.00% | 0 | 0.00% | 83 | 59.29% |
| AVCB (if used) | 1208 | 23 | 23 | 12 | 52.17% | 0 | 0.00% | 0 | 0.00% | 8 | 34.78% |
| Total | 1208 | 163 | 163 | 67 | 41.10% | 0 | 0.00% | 0 | 0.00% | 91 | 55.83% |
| City of Monroe, Precinct 3S | | | | | | | | | | | |
| Polling | 1437 | 173 | 173 | 114 | 65.90% | 0 | 0.00% | 0 | 0.00% | 58 | 33.53% |
| AVCB (if used) | 1437 | 19 | 19 | 12 | 63.16% | 0 | 0.00% | 0 | 0.00% | 5 | 26.32% |
| Total | 1437 | 192 | 192 | 126 | 65.63% | 0 | 0.00% | 0 | 0.00% | 63 | 32.81% |
| City of Monroe, Precinct 4 | | | | | | | | | | | |
| Polling | 2681 | 302 | 302 | 125 | 41.39% | 0 | 0.00% | 0 | 0.00% | 172 | 56.95% |
| AVCB (if used) | 2681 | 94 | 93 | 63 | 67.74% | 0 | 0.00% | 1 | 1.08% | 18 | 19.35% |
| Total | 2681 | 396 | 395 | 188 | 47.59% | 0 | 0.00% | 1 | 0.25% | 190 | 48.10% |
| City of Monroe, Precinct 5 | | | | | | | | | | | |
| Polling | 2840 | 322 | 322 | 143 | 44.41% | 0 | 0.00% | 0 | 0.00% | 176 | 54.66% |
| AVCB (if used) | 2840 | 244 | 240 | 159 | 66.25% | 0 | 0.00% | 0 | 0.00% | 52 | 21.67% |
| Total | 2840 | 566 | 562 | 302 | 53.74% | 0 | 0.00% | 0 | 0.00% | 228 | 40.57% |
| City of Monroe, Precinct 6 | | | | | | | | | | | |
| Polling | 2424 | 245 | 245 | 90 | 36.73% | 0 | 0.00% | 0 | 0.00% | 151 | 61.63% |
| AVCB (if used) | 2424 | 83 | 83 | 48 | 57.83% | 1 | 1.20% | 2 | 2.41% | 20 | 24.10% |
| Total | 2424 | 328 | 328 | 138 | 42.07% | 1 | 0.30% | 2 | 0.61% | 171 | 52.13% |
| City of Petersburg, Precinct 1 | | | | | | | | | | | |
| Polling | 831 | 100 | 100 | 48 | 48.00% | 0 | 0.00% | 0 | 0.00% | 49 | 49.00% |
| AVCB (if used) | 831 | 0 | 0 | 0 | - | 0 | - | 0 | - | 0 | - |
| Total | 831 | 100 | 100 | 48 | 48.00% | 0 | 0.00% | 0 | 0.00% | 49 | 49.00% |
| Ash Township, Precinct 1 | | | | | | | | | | | |
| Polling | 2186 | 178 | 178 | 81 | 45.51% | 0 | 0.00% | 2 | 1.12% | 94 | 52.81% |
| AVCB (if used) | 2186 | 44 | 43 | 24 | 55.81% | 1 | 2.33% | 2 | 4.65% | 10 | 23.26% |
| Total | 2186 | 222 | 221 | 105 | 47.51% | 1 | 0.45% | 4 | 1.81% | 104 | 47.06% |
| Ash Township, Precinct 2 | | | | | | | | | | | |
| Polling | 2060 | 164 | 164 | 66 | 40.24% | 0 | 0.00% | 0 | 0.00% | 94 | 57.32% |
| AVCB (if used) | 2060 | 53 | 53 | 30 | 56.60% | 0 | 0.00% | 1 | 1.89% | 16 | 30.19% |
| Total | 2060 | 217 | 217 | 96 | 44.24% | 0 | 0.00% | 1 | 0.46% | 110 | 50.69% |
| Ash Township, Precinct 3 | | | | | | | | | | | |
| Polling | 1778 | 149 | 149 | 68 | 45.64% | 0 | 0.00% | 0 | 0.00% | 80 | 53.69% |
| AVCB (if used) | 1778 | 56 | 56 | 26 | 46.43% | 0 | 0.00% | 0 | 0.00% | 25 | 44.64% |
| Total | 1778 | 205 | 205 | 94 | 45.85% | 0 | 0.00% | 0 | 0.00% | 105 | 51.22% |
| Bedford Township, Precinct 1 | | | | | | | | | | | |
| Polling | 1122 | 120 | 119 | 51 | 42.86% | 0 | 0.00% | 0 | 0.00% | 58 | 48.74% |
| AVCB (if used) | 1122 | 0 | 0 | 0 | - | 0 | - | 0 | - | 0 | - |
| Total | 1122 | 120 | 119 | 51 | 42.86% | 0 | 0.00% | 0 | 0.00% | 58 | 48.74% |
| Bedford Township, Precinct 2 | | | | | | | | | | | |
| Polling | 1804 | 191 | 191 | 105 | 54.97% | 0 | 0.00% | 1 | 0.52% | 78 | 40.84% |
| AVCB (if used) | 1804 | 0 | 0 | 0 | - | 0 | - | 0 | - | 0 | - |
| Total | 1804 | 191 | 191 | 105 | 54.97% | 0 | 0.00% | 1 | 0.52% | 78 | 40.84% |

Date:03/09/16
Time:00:11:15
Page:27 of 50

| | DEM President | | | | | | | | | | | |
|-------------------------------------|---------------|------------------|----------------|--------------------------|--------|------------------------------|-------|-----------------------------|-------|-------------------------|--------|--|
| | Reg Voters | Times Counted | Total Votes | Hillary Clinton (DEM) | | Rocky De La Fuentes (DEM) | | Martin J. O'Malley (DEM) | | Bernie Sanders (DEM) | | |
| Bedford Township, Precinct 3 | | | | | | | | | | | | |
| Polling | 1636 | 173 | 173 | 69 | 39.88% | 0 | 0.00% | 0 | 0.00% | 95 | 54.91% | |
| AVCB (if used) | 1636 | 0 | 0 | 0 | - | 0 | - | 0 | - | 0 | - | |
| Total | 1636 | 173 | 173 | 69 | 39.88% | 0 | 0.00% | 0 | 0.00% | 95 | 54.91% | |
| Bedford Township, Precinct 4 | | | | | | | | | | | | |
| Polling | 2158 | 232 | 231 | 135 | 58.44% | 0 | 0.00% | 0 | 0.00% | 81 | 35.06% | |
| AVCB (if used) | 2158 | 0 | 0 | 0 | - | 0 | - | 0 | - | 0 | - | |
| Total | 2158 | 232 | 231 | 135 | 58.44% | 0 | 0.00% | 0 | 0.00% | 81 | 35.06% | |
| Bedford Township, Precinct 5 | | | | | | | | | | | | |
| Polling | 1971 | 261 | 261 | 143 | 54.79% | 0 | 0.00% | 1 | 0.38% | 105 | 40.23% | |
| AVCB (if used) | 1971 | 0 | 0 | 0 | - | 0 | - | 0 | - | 0 | - | |
| Total | 1971 | 261 | 261 | 143 | 54.79% | 0 | 0.00% | 1 | 0.38% | 105 | 40.23% | |
| Bedford Township, Precinct 6 | | | | | | | | | | | | |
| Polling | 2151 | 254 | 253 | 138 | 54.55% | 0 | 0.00% | 1 | 0.40% | 107 | 42.29% | |
| AVCB (if used) | 2151 | 0 | 0 | 0 | - | 0 | - | 0 | - | 0 | - | |
| Total | 2151 | 254 | 253 | 138 | 54.55% | 0 | 0.00% | 1 | 0.40% | 107 | 42.29% | |
| Bedford Township, Precinct 7 | | | | | | | | | | | | |
| Polling | 1792 | 233 | 232 | 128 | 55.17% | 0 | 0.00% | 0 | 0.00% | 92 | 39.66% | |
| AVCB (if used) | 1792 | 0 | 0 | 0 | - | 0 | - | 0 | - | 0 | - | |
| Total | 1792 | 233 | 232 | 128 | 55.17% | 0 | 0.00% | 0 | 0.00% | 92 | 39.66% | |
| Bedford Township, Precinct 8 | | | | | | | | | | | | |
| Polling | 1924 | 238 | 238 | 147 | 61.76% | 0 | 0.00% | 1 | 0.42% | 83 | 34.87% | |
| AVCB (if used) | 1924 | 0 | 0 | 0 | - | 0 | - | 0 | - | 0 | - | |
| Total | 1924 | 238 | 238 | 147 | 61.76% | 0 | 0.00% | 1 | 0.42% | 83 | 34.87% | |
| Bedford Township, Precinct 9 | | | | | | | | | | | | |
| Polling | 1219 | 161 | 161 | 103 | 63.98% | 2 | 1.24% | 0 | 0.00% | 48 | 29.81% | |
| AVCB (if used) | 1219 | 0 | 0 | 0 | - | 0 | - | 0 | - | 0 | - | |
| Total | 1219 | 161 | 161 | 103 | 63.98% | 2 | 1.24% | 0 | 0.00% | 48 | 29.81% | |
| Bedford Township, Precinct 10 | | | | | | | | | | | | |
| Polling | 1281 | 140 | 139 | 73 | 52.52% | 0 | 0.00% | 0 | 0.00% | 59 | 42.45% | |
| AVCB (if used) | 1281 | 0 | 0 | 0 | - | 0 | - | 0 | - | 0 | - | |
| Total | 1281 | 140 | 139 | 73 | 52.52% | 0 | 0.00% | 0 | 0.00% | 59 | 42.45% | |
| Bedford Township, Precinct 11 | | | | | | | | | | | | |
| Polling | 2265 | 232 | 231 | 97 | 41.99% | 0 | 0.00% | 1 | 0.43% | 122 | 52.81% | |
| AVCB (if used) | 2265 | 0 | 0 | 0 | - | 0 | - | 0 | - | 0 | - | |
| Total | 2265 | 232 | 231 | 97 | 41.99% | 0 | 0.00% | 1 | 0.43% | 122 | 52.81% | |
| Bedford Township, Precinct 12 | | | | | | | | | | | | |
| Polling | 1482 | 180 | 179 | 90 | 50.28% | 0 | 0.00% | 2 | 1.12% | 78 | 43.58% | |
| AVCB (if used) | 1482 | 0 | 0 | 0 | - | 0 | - | 0 | - | 0 | - | |
| Total | 1482 | 180 | 179 | 90 | 50.28% | 0 | 0.00% | 2 | 1.12% | 78 | 43.58% | |
| Bedford Township, Precinct 13 | | | | | | | | | | | | |
| Polling | 1784 | 191 | 190 | 96 | 50.53% | 1 | 0.53% | 0 | 0.00% | 79 | 41.58% | |
| AVCB (if used) | 1784 | 0 | 0 | 0 | - | 0 | - | 0 | - | 0 | - | |
| Total | 1784 | 191 | 190 | 96 | 50.53% | 1 | 0.53% | 0 | 0.00% | 79 | 41.58% | |
| Bedford Township, Precinct 14 | | | | | | | | | | | | |
| Polling | 1915 | 181 | 181 | 103 | 56.91% | 0 | 0.00% | 0 | 0.00% | 66 | 36.46% | |
| AVCB (if used) | 1915 | 0 | 0 | 0 | - | 0 | - | 0 | - | 0 | - | |
| Total | 1915 | 181 | 181 | 103 | 56.91% | 0 | 0.00% | 0 | 0.00% | 66 | 36.46% | |
| Berlin Charter Township, Precinct 1 | | | | | | | | | | | | |
| Polling | 1710 | 212 | 212 | 76 | 35.85% | 0 | 0.00% | 2 | 0.94% | 130 | 61.32% | |
| AVCB (if used) | 1710 | 0 | 0 | 0 | - | 0 | - | 0 | - | 0 | - | |
| Total | 1710 | 212 | 212 | 76 | 35.85% | 0 | 0.00% | 2 | 0.94% | 130 | 61.32% | |
| Berlin Charter Township, Precinct 2 | | | | | | | | | | | | |
| Polling | 2539 | 312 | 312 | 128 | 41.03% | 0 | 0.00% | 1 | 0.32% | 174 | 55.77% | |
| AVCB (if used) | 2539 | 0 | 0 | 0 | - | 0 | - | 0 | - | 0 | - | |
| Total | 2539 | 312 | 312 | 128 | 41.03% | 0 | 0.00% | 1 | 0.32% | 174 | 55.77% | |
| Berlin Charter Township, Precinct 3 | | | | | | | | | | | | |
| Polling | 1214 | 173 | 173 | 71 | 41.04% | 0 | 0.00% | 0 | 0.00% | 94 | 54.34% | |
| AVCB (if used) | 1214 | 0 | 0 | 0 | - | 0 | - | 0 | - | 0 | - | |
| Total | 1214 | 173 | 173 | 71 | 41.04% | 0 | 0.00% | 0 | 0.00% | 94 | 54.34% | |
| Berlin Charter Township, Precinct 4 | | | | | | | | | | | | |

Statement of Votes Cast
Monroe County, MI
2016 Presidential Primary
SOVC For Jurisdiction Wide, All Counters, All Races

Date:03/09/16
Time:00:11:15
Page:28 of 50

| | DEM President | | | | | | | | | | | |
|---|---------------|---------------|-------------|-----------------------|--------|--------------------------|-------|-------------------------|-------|----------------------|--------|--|
| | Reg. Voters | Times Counted | Total Votes | Hillary Clinton (DEM) | | Rocky De La Fuente (DEM) | | Martin J O'Malley (DEM) | | Bernie Sanders (DEM) | | |
| Polling | 1820 | 267 | 267 | 108 | 40.45% | 0 | 0.00% | 1 | 0.37% | 149 | 55.81% | |
| AVCB (if used) | 1820 | 0 | 0 | 0 | - | 0 | - | 0 | - | 0 | - | |
| Total | 1820 | 267 | 267 | 108 | 40.45% | 0 | 0.00% | 1 | 0.37% | 149 | 55.81% | |
| Dundee Township, Precinct 1 | | | | | | | | | | | | |
| Polling | 1928 | 234 | 233 | 84 | 36.05% | 0 | 0.00% | 2 | 0.86% | 139 | 59.66% | |
| AVCB (if used) | 1928 | 0 | 0 | 0 | - | 0 | - | 0 | - | 0 | - | |
| Total | 1928 | 234 | 233 | 84 | 36.05% | 0 | 0.00% | 2 | 0.86% | 139 | 59.66% | |
| Dundee Township, Precinct 2 | | | | | | | | | | | | |
| Polling | 2193 | 246 | 246 | 83 | 33.74% | 1 | 0.41% | 0 | 0.00% | 153 | 62.20% | |
| AVCB (if used) | 2193 | 0 | 0 | 0 | - | 0 | - | 0 | - | 0 | - | |
| Total | 2193 | 246 | 246 | 83 | 33.74% | 1 | 0.41% | 0 | 0.00% | 153 | 62.20% | |
| Dundee Township, Precinct 3 | | | | | | | | | | | | |
| Polling | 1348 | 126 | 126 | 53 | 42.06% | 1 | 0.79% | 0 | 0.00% | 67 | 53.17% | |
| AVCB (if used) | 1348 | 0 | 0 | 0 | - | 0 | - | 0 | - | 0 | - | |
| Total | 1348 | 126 | 126 | 53 | 42.06% | 1 | 0.79% | 0 | 0.00% | 67 | 53.17% | |
| Erie Township, Precinct 1 | | | | | | | | | | | | |
| Polling | 1798 | 218 | 218 | 118 | 54.13% | 0 | 0.00% | 0 | 0.00% | 85 | 38.99% | |
| AVCB (if used) | 1798 | 0 | 0 | 0 | - | 0 | - | 0 | - | 0 | - | |
| Total | 1798 | 218 | 218 | 118 | 54.13% | 0 | 0.00% | 0 | 0.00% | 85 | 38.99% | |
| Erie Township, Precinct 2 | | | | | | | | | | | | |
| Polling | 1541 | 134 | 133 | 60 | 45.11% | 0 | 0.00% | 2 | 1.50% | 65 | 48.87% | |
| AVCB (if used) | 1541 | 0 | 0 | 0 | - | 0 | - | 0 | - | 0 | - | |
| Total | 1541 | 134 | 133 | 60 | 45.11% | 0 | 0.00% | 2 | 1.50% | 65 | 48.87% | |
| Exeter Township, Precinct 1 | | | | | | | | | | | | |
| Polling | 1312 | 165 | 164 | 75 | 45.73% | 0 | 0.00% | 2 | 1.22% | 82 | 50.00% | |
| AVCB (if used) | 1312 | 0 | 0 | 0 | - | 0 | - | 0 | - | 0 | - | |
| Total | 1312 | 165 | 164 | 75 | 45.73% | 0 | 0.00% | 2 | 1.22% | 82 | 50.00% | |
| Exeter Township, Precinct 2 | | | | | | | | | | | | |
| Polling | 1632 | 225 | 225 | 118 | 52.44% | 0 | 0.00% | 0 | 0.00% | 103 | 45.78% | |
| AVCB (if used) | 1632 | 0 | 0 | 0 | - | 0 | - | 0 | - | 0 | - | |
| Total | 1632 | 225 | 225 | 118 | 52.44% | 0 | 0.00% | 0 | 0.00% | 103 | 45.78% | |
| Frenchtown Charter Township, Precinct 1 | | | | | | | | | | | | |
| Polling | 1051 | 76 | 76 | 30 | 39.47% | 0 | 0.00% | 0 | 0.00% | 45 | 59.21% | |
| AVCB (if used) | 1051 | 37 | 37 | 20 | 54.05% | 0 | 0.00% | 0 | 0.00% | 11 | 29.73% | |
| Total | 1051 | 113 | 113 | 50 | 44.25% | 0 | 0.00% | 0 | 0.00% | 56 | 49.56% | |
| Frenchtown Charter Township, Precinct 2 | | | | | | | | | | | | |
| Polling | 1264 | 145 | 145 | 54 | 37.24% | 0 | 0.00% | 0 | 0.00% | 90 | 62.07% | |
| AVCB (if used) | 1264 | 46 | 46 | 23 | 50.00% | 0 | 0.00% | 0 | 0.00% | 12 | 26.09% | |
| Total | 1264 | 191 | 191 | 77 | 40.31% | 0 | 0.00% | 0 | 0.00% | 102 | 53.40% | |
| Frenchtown Charter Township, Precinct 3 | | | | | | | | | | | | |
| Polling | 1314 | 139 | 139 | 55 | 39.57% | 0 | 0.00% | 0 | 0.00% | 83 | 59.71% | |
| AVCB (if used) | 1314 | 49 | 49 | 35 | 71.43% | 0 | 0.00% | 0 | 0.00% | 11 | 22.45% | |
| Total | 1314 | 188 | 188 | 90 | 47.87% | 0 | 0.00% | 0 | 0.00% | 94 | 50.00% | |
| Frenchtown Charter Township, Precinct 4 | | | | | | | | | | | | |
| Polling | 1839 | 125 | 125 | 71 | 56.80% | 1 | 0.80% | 0 | 0.00% | 52 | 41.60% | |
| AVCB (if used) | 1839 | 94 | 94 | 62 | 65.96% | 1 | 1.06% | 0 | 0.00% | 19 | 20.21% | |
| Total | 1839 | 219 | 219 | 133 | 60.73% | 2 | 0.91% | 0 | 0.00% | 71 | 32.42% | |
| Frenchtown Charter Township, Precinct 5 | | | | | | | | | | | | |
| Polling | 1930 | 154 | 154 | 43 | 27.92% | 1 | 0.65% | 2 | 1.30% | 107 | 69.48% | |
| AVCB (if used) | 1930 | 58 | 58 | 29 | 50.00% | 1 | 1.72% | 0 | 0.00% | 19 | 32.76% | |
| Total | 1930 | 212 | 212 | 72 | 33.96% | 2 | 0.94% | 2 | 0.94% | 126 | 59.43% | |
| Frenchtown Charter Township, Precinct 6 | | | | | | | | | | | | |
| Polling | 1953 | 198 | 198 | 70 | 35.35% | 1 | 0.51% | 1 | 0.51% | 120 | 60.61% | |
| AVCB (if used) | 1953 | 82 | 82 | 53 | 64.63% | 0 | 0.00% | 0 | 0.00% | 17 | 20.73% | |
| Total | 1953 | 280 | 280 | 123 | 43.93% | 1 | 0.36% | 1 | 0.36% | 137 | 48.93% | |
| Frenchtown Charter Township, Precinct 7 | | | | | | | | | | | | |
| Polling | 2866 | 247 | 247 | 108 | 43.72% | 0 | 0.00% | 1 | 0.40% | 134 | 54.25% | |
| AVCB (if used) | 2866 | 156 | 156 | 91 | 58.33% | 0 | 0.00% | 0 | 0.00% | 38 | 24.36% | |
| Total | 2866 | 403 | 403 | 199 | 49.38% | 0 | 0.00% | 1 | 0.25% | 172 | 42.68% | |
| Frenchtown Charter Township, Precinct 8 | | | | | | | | | | | | |
| Polling | 1564 | 139 | 139 | 45 | 32.37% | 0 | 0.00% | 1 | 0.72% | 92 | 66.19% | |

Statement of Votes Cast
Monroe County, MI
2016 Presidential Primary
SOVC For Jurisdiction Wide, All Counters, All Races

Date:03/09/16
Time:00:11:15
Page:29 of 50

| | DEM President | | | | | | | | | | | |
|---|---------------|------------------|----------------|--------------------------|--------|-----------------------------|-------|-----------------------------|-------|-------------------------|--------|--|
| | Reg Voters | Times Counted | Total Votes | Hillary Clinton (DEM) | | Rocky De La Fuente (DEM) | | Martin J. O'Malley (DEM) | | Bernie Sanders (DEM) | | |
| AVCB (if used) | 1564 | 45 | 45 | 28 | 62.22% | 0 | 0.00% | 0 | 0.00% | 11 | 24.44% | |
| Total | 1564 | 184 | 184 | 73 | 39.67% | 0 | 0.00% | 1 | 0.54% | 103 | 55.98% | |
| Frenchtown Charter Township, Precinct 9 | | | | | | | | | | | | |
| Polling | 990 | 96 | 96 | 39 | 40.63% | 0 | 0.00% | 0 | 0.00% | 56 | 58.33% | |
| AVCB (if used) | 990 | 22 | 22 | 15 | 68.18% | 0 | 0.00% | 0 | 0.00% | 6 | 27.27% | |
| Total | 990 | 118 | 118 | 54 | 45.76% | 0 | 0.00% | 0 | 0.00% | 62 | 52.54% | |
| Ida Township, Precinct 1 | | | | | | | | | | | | |
| Polling | 2028 | 190 | 190 | 93 | 48.95% | 0 | 0.00% | 1 | 0.53% | 95 | 50.00% | |
| AVCB (if used) | 2028 | 0 | 0 | 0 | - | 0 | - | 0 | - | 0 | - | |
| Total | 2028 | 190 | 190 | 93 | 48.95% | 0 | 0.00% | 1 | 0.53% | 95 | 50.00% | |
| Ida Township, Precinct 2 | | | | | | | | | | | | |
| Polling | 1810 | 222 | 222 | 101 | 45.50% | 1 | 0.45% | 2 | 0.90% | 113 | 50.90% | |
| AVCB (if used) | 1810 | 0 | 0 | 0 | - | 0 | - | 0 | - | 0 | - | |
| Total | 1810 | 222 | 222 | 101 | 45.50% | 1 | 0.45% | 2 | 0.90% | 113 | 50.90% | |
| LaSalle Township, Precinct 1 | | | | | | | | | | | | |
| Polling | 1725 | 131 | 131 | 60 | 45.80% | 0 | 0.00% | 1 | 0.76% | 69 | 52.67% | |
| AVCB (if used) | 1725 | 52 | 52 | 34 | 65.38% | 0 | 0.00% | 1 | 1.92% | 11 | 21.15% | |
| Total | 1725 | 183 | 183 | 94 | 51.37% | 0 | 0.00% | 2 | 1.09% | 80 | 43.72% | |
| LaSalle Township, Precinct 2 | | | | | | | | | | | | |
| Polling | 2059 | 188 | 188 | 86 | 45.74% | 0 | 0.00% | 1 | 0.53% | 99 | 52.66% | |
| AVCB (if used) | 2059 | 63 | 63 | 33 | 52.38% | 0 | 0.00% | 0 | 0.00% | 18 | 28.57% | |
| Total | 2059 | 251 | 251 | 119 | 47.41% | 0 | 0.00% | 1 | 0.40% | 117 | 46.61% | |
| London Township, Precinct 1 | | | | | | | | | | | | |
| Polling | 2346 | 316 | 316 | 153 | 48.42% | 0 | 0.00% | 0 | 0.00% | 153 | 48.42% | |
| AVCB (if used) | 2346 | 0 | 0 | 0 | - | 0 | - | 0 | - | 0 | - | |
| Total | 2346 | 316 | 316 | 153 | 48.42% | 0 | 0.00% | 0 | 0.00% | 153 | 48.42% | |
| Milan Township, Precinct 1 | | | | | | | | | | | | |
| Polling | 1377 | 171 | 171 | 61 | 35.67% | 0 | 0.00% | 0 | 0.00% | 99 | 57.89% | |
| AVCB (if used) | 1377 | 0 | 0 | 0 | - | 0 | - | 0 | - | 0 | - | |
| Total | 1377 | 171 | 171 | 61 | 35.67% | 0 | 0.00% | 0 | 0.00% | 99 | 57.89% | |
| Monroe Charter Township, Precinct 1 | | | | | | | | | | | | |
| Polling | 1357 | 171 | 171 | 59 | 34.50% | 0 | 0.00% | 0 | 0.00% | 111 | 64.91% | |
| AVCB (if used) | 1357 | 54 | 54 | 29 | 53.70% | 0 | 0.00% | 0 | 0.00% | 10 | 18.52% | |
| Total | 1357 | 225 | 225 | 88 | 39.11% | 0 | 0.00% | 0 | 0.00% | 121 | 53.78% | |
| Monroe Charter Township, Precinct 2 | | | | | | | | | | | | |
| Polling | 1418 | 143 | 143 | 59 | 41.26% | 0 | 0.00% | 0 | 0.00% | 84 | 58.74% | |
| AVCB (if used) | 1418 | 28 | 28 | 13 | 46.43% | 0 | 0.00% | 2 | 7.14% | 9 | 32.14% | |
| Total | 1418 | 171 | 171 | 72 | 42.11% | 0 | 0.00% | 2 | 1.17% | 93 | 54.39% | |
| Monroe Charter Township, Precinct 3 | | | | | | | | | | | | |
| Polling | 1038 | 129 | 129 | 63 | 48.84% | 0 | 0.00% | 0 | 0.00% | 66 | 51.16% | |
| AVCB (if used) | 1038 | 48 | 47 | 26 | 55.32% | 0 | 0.00% | 1 | 2.13% | 17 | 36.17% | |
| Total | 1038 | 177 | 176 | 89 | 50.57% | 0 | 0.00% | 1 | 0.57% | 83 | 47.16% | |
| Monroe Charter Township, Precinct 4 | | | | | | | | | | | | |
| Polling | 2144 | 173 | 172 | 80 | 46.51% | 0 | 0.00% | 1 | 0.58% | 91 | 52.91% | |
| AVCB (if used) | 2144 | 83 | 82 | 52 | 63.41% | 0 | 0.00% | 0 | 0.00% | 21 | 25.61% | |
| Total | 2144 | 256 | 254 | 132 | 51.97% | 0 | 0.00% | 1 | 0.39% | 112 | 44.09% | |
| Monroe Charter Township, Precinct 5 | | | | | | | | | | | | |
| Polling | 2335 | 200 | 200 | 99 | 49.50% | 0 | 0.00% | 1 | 0.50% | 99 | 49.50% | |
| AVCB (if used) | 2335 | 89 | 89 | 45 | 50.56% | 0 | 0.00% | 0 | 0.00% | 30 | 33.71% | |
| Total | 2335 | 289 | 289 | 144 | 49.83% | 0 | 0.00% | 1 | 0.35% | 129 | 44.64% | |
| Monroe Charter Township, Precinct 6 | | | | | | | | | | | | |
| Polling | 1626 | 166 | 166 | 68 | 40.96% | 0 | 0.00% | 2 | 1.20% | 94 | 56.63% | |
| AVCB (if used) | 1626 | 49 | 49 | 32 | 65.31% | 0 | 0.00% | 1 | 2.04% | 13 | 26.53% | |
| Total | 1626 | 215 | 215 | 100 | 46.51% | 0 | 0.00% | 3 | 1.40% | 107 | 49.77% | |
| Raisinville Township, Precinct 1 | | | | | | | | | | | | |
| Polling | 2170 | 276 | 276 | 112 | 40.58% | 0 | 0.00% | 0 | 0.00% | 155 | 56.16% | |
| AVCB (if used) | 2170 | 0 | 0 | 0 | - | 0 | - | 0 | - | 0 | - | |
| Total | 2170 | 276 | 276 | 112 | 40.58% | 0 | 0.00% | 0 | 0.00% | 155 | 56.16% | |
| Raisinville Township, Precinct 2 | | | | | | | | | | | | |
| Polling | 2464 | 306 | 306 | 150 | 49.02% | 1 | 0.33% | 1 | 0.33% | 143 | 46.73% | |
| AVCB (if used) | 2464 | 0 | 0 | 0 | - | 0 | - | 0 | - | 0 | - | |

Statement of Votes Cast
Monroe County, MI
2016 Presidential Primary
SOVC For Jurisdiction Wide, All Counters, All Races

Date:03/09/16
Time:00:11:15
Page:30 of 50

| | DEM President | | | | | | | | | | | |
|----------------------------------|----------------|------------------|----------------|--------------------------|--------|------------------------------|-------|-----------------------------|-------|-------------------------|--------|--|
| | Reg. Voters | Times Counted | Total Votes | Hillary Clinton (DEM) | | Rocky De La Fuentes (DEM) | | Martin J. O'Malley (DEM) | | Bernie Sanders (DEM) | | |
| Total | 2464 | 306 | 306 | 150 | 49.02% | 1 | 0.33% | 1 | 0.33% | 143 | 46.73% | |
| Summerfield Township, Precinct 1 | | | | | | | | | | | | |
| Polling | 2434 | 251 | 248 | 127 | 51.21% | 1 | 0.40% | 1 | 0.40% | 105 | 42.34% | |
| AVCB (if used) | 2434 | 0 | 0 | 0 | - | 0 | - | 0 | - | 0 | - | |
| Total | 2434 | 251 | 248 | 127 | 51.21% | 1 | 0.40% | 1 | 0.40% | 105 | 42.34% | |
| Whiteford Township, Precinct 1 | | | | | | | | | | | | |
| Polling | 2082 | 167 | 167 | 98 | 58.68% | 0 | 0.00% | 0 | 0.00% | 64 | 38.32% | |
| AVCB (if used) | 2082 | 0 | 0 | 0 | - | 0 | - | 0 | - | 0 | - | |
| Total | 2082 | 167 | 167 | 98 | 58.68% | 0 | 0.00% | 0 | 0.00% | 64 | 38.32% | |
| Whiteford Township, Precinct 2 | | | | | | | | | | | | |
| Polling | 1672 | 111 | 111 | 41 | 36.94% | 0 | 0.00% | 0 | 0.00% | 69 | 62.16% | |
| AVCB (if used) | 1672 | 0 | 0 | 0 | - | 0 | - | 0 | - | 0 | - | |
| Total | 1672 | 111 | 111 | 41 | 36.94% | 0 | 0.00% | 0 | 0.00% | 69 | 62.16% | |
| Total | | | | | | | | | | | | |
| Polling | 115497 | 12473 | 12457 | 5660 | 45.44% | 11 | 0.09% | 36 | 0.29% | 6393 | 51.32% | |
| AVCB (if used) | 115497 | 1775 | 1766 | 1056 | 59.80% | 4 | 0.23% | 11 | 0.62% | 449 | 25.42% | |
| Total | 115497 | 14248 | 14223 | 6716 | 47.22% | 15 | 0.11% | 47 | 0.33% | 6842 | 48.11% | |

Statement of Votes Cast
Monroe County, MI
2016 Presidential Primary
SOVC For Jurisdiction Wide, All Counters, All Races

Date:03/09/16
Time:00:11:15
Page:31 of 50

| | DEM President | | | | Bedford Twp Prop | | | | | |
|--------------------------------|---------------|--------|----------------|-------|------------------|------------------|----------------|-----|--------|-----|
| | Uncommitted | | Write-In Votes | | Reg Voters | Times Counted | Total Votes | YES | | NO |
| Jurisdiction Wide | | | | | | | | | | |
| City of Luna Pier, Precinct 1 | | | | | | | | | | |
| Polling | 10 | 5.95% | 0 | 0.00% | - | - | - | - | - | - |
| AVCB (if used) | 0 | - | 0 | - | - | - | - | - | - | - |
| Total | 10 | 5.95% | 0 | 0.00% | - | - | - | - | - | - |
| City of Milan, Precinct 1 | | | | | | | | | | |
| Polling | 7 | 2.76% | 0 | 0.00% | - | - | - | - | - | - |
| AVCB (if used) | 0 | - | 0 | - | - | - | - | - | - | - |
| Total | 7 | 2.76% | 0 | 0.00% | - | - | - | - | - | - |
| City of Monroe, Precinct 1 | | | | | | | | | | |
| Polling | 0 | 0.00% | 0 | 0.00% | - | - | - | - | - | - |
| AVCB (if used) | 17 | 28.33% | 0 | 0.00% | - | - | - | - | - | - |
| Total | 17 | 4.71% | 0 | 0.00% | - | - | - | - | - | - |
| City of Monroe, Precinct 2 | | | | | | | | | | |
| Polling | 2 | 0.81% | 1 | 0.40% | - | - | - | - | - | - |
| AVCB (if used) | 2 | 4.65% | 0 | 0.00% | - | - | - | - | - | - |
| Total | 4 | 1.38% | 1 | 0.34% | - | - | - | - | - | - |
| City of Monroe, Precinct 3N | | | | | | | | | | |
| Polling | 2 | 1.43% | 0 | 0.00% | - | - | - | - | - | - |
| AVCB (if used) | 3 | 13.04% | 0 | 0.00% | - | - | - | - | - | - |
| Total | 5 | 3.07% | 0 | 0.00% | - | - | - | - | - | - |
| City of Monroe, Precinct 3S | | | | | | | | | | |
| Polling | 1 | 0.58% | 0 | 0.00% | - | - | - | - | - | - |
| AVCB (if used) | 2 | 10.53% | 0 | 0.00% | - | - | - | - | - | - |
| Total | 3 | 1.56% | 0 | 0.00% | - | - | - | - | - | - |
| City of Monroe, Precinct 4 | | | | | | | | | | |
| Polling | 5 | 1.66% | 0 | 0.00% | - | - | - | - | - | - |
| AVCB (if used) | 11 | 11.83% | 0 | 0.00% | - | - | - | - | - | - |
| Total | 16 | 4.05% | 0 | 0.00% | - | - | - | - | - | - |
| City of Monroe, Precinct 5 | | | | | | | | | | |
| Polling | 3 | 0.93% | 0 | 0.00% | - | - | - | - | - | - |
| AVCB (if used) | 29 | 12.08% | 0 | 0.00% | - | - | - | - | - | - |
| Total | 32 | 5.69% | 0 | 0.00% | - | - | - | - | - | - |
| City of Monroe, Precinct 6 | | | | | | | | | | |
| Polling | 4 | 1.63% | 0 | 0.00% | - | - | - | - | - | - |
| AVCB (if used) | 12 | 14.46% | 0 | 0.00% | - | - | - | - | - | - |
| Total | 16 | 4.88% | 0 | 0.00% | - | - | - | - | - | - |
| City of Petersburg, Precinct 1 | | | | | | | | | | |
| Polling | 3 | 3.00% | 0 | 0.00% | - | - | - | - | - | - |
| AVCB (if used) | 0 | - | 0 | - | - | - | - | - | - | - |
| Total | 3 | 3.00% | 0 | 0.00% | - | - | - | - | - | - |
| Ash Township, Precinct 1 | | | | | | | | | | |
| Polling | 1 | 0.56% | 0 | 0.00% | - | - | - | - | - | - |
| AVCB (if used) | 6 | 13.95% | 0 | 0.00% | - | - | - | - | - | - |
| Total | 7 | 3.17% | 0 | 0.00% | - | - | - | - | - | - |
| Ash Township, Precinct 2 | | | | | | | | | | |
| Polling | 4 | 2.44% | 0 | 0.00% | - | - | - | - | - | - |
| AVCB (if used) | 6 | 11.32% | 0 | 0.00% | - | - | - | - | - | - |
| Total | 10 | 4.61% | 0 | 0.00% | - | - | - | - | - | - |
| Ash Township, Precinct 3 | | | | | | | | | | |
| Polling | 1 | 0.67% | 0 | 0.00% | - | - | - | - | - | - |
| AVCB (if used) | 5 | 8.93% | 0 | 0.00% | - | - | - | - | - | - |
| Total | 6 | 2.93% | 0 | 0.00% | - | - | - | - | - | - |
| Bedford Township, Precinct 1 | | | | | | | | | | |
| Polling | 10 | 8.40% | 0 | 0.00% | 1122 | 338 | 322 | 137 | 42.55% | 185 |
| AVCB (if used) | 0 | - | 0 | - | 1122 | 0 | 0 | 0 | - | 0 |
| Total | 10 | 8.40% | 0 | 0.00% | 1122 | 338 | 322 | 137 | 42.55% | 185 |
| Bedford Township, Precinct 2 | | | | | | | | | | |
| Polling | 7 | 3.66% | 0 | 0.00% | 1804 | 637 | 603 | 268 | 44.44% | 335 |
| AVCB (if used) | 0 | - | 0 | - | 1804 | 0 | 0 | 0 | - | 0 |
| Total | 7 | 3.66% | 0 | 0.00% | 1804 | 637 | 603 | 268 | 44.44% | 335 |

Date:03/09/16
Time:00:11:15
Page:32 of 50

| | DEM President | | | | Bedford Twp Prop | | | | | | |
|-------------------------------------|---------------|-------|----------------|-------|------------------|------------------|----------------|-----|--------|-----|--------|
| | Uncommitted | | Write-In Votes | | Reg Voters | Times Counted | Total Votes | YES | | NO | |
| Bedford Township, Precinct 3 | | | | | | | | | | | |
| Polling | 9 | 5.20% | 0 | 0.00% | 1636 | 501 | 475 | 188 | 39.58% | 287 | 60.42% |
| AVCB (if used) | 0 | - | 0 | - | 1636 | 0 | 0 | 0 | - | 0 | - |
| Total | 9 | 5.20% | 0 | 0.00% | 1636 | 501 | 475 | 188 | 39.58% | 287 | 60.42% |
| Bedford Township, Precinct 4 | | | | | | | | | | | |
| Polling | 15 | 6.49% | 0 | 0.00% | 2158 | 705 | 663 | 281 | 42.38% | 382 | 57.62% |
| AVCB (if used) | 0 | - | 0 | - | 2158 | 0 | 0 | 0 | - | 0 | - |
| Total | 15 | 6.49% | 0 | 0.00% | 2158 | 705 | 663 | 281 | 42.38% | 382 | 57.62% |
| Bedford Township, Precinct 5 | | | | | | | | | | | |
| Polling | 12 | 4.60% | 0 | 0.00% | 1971 | 649 | 620 | 302 | 48.71% | 318 | 51.29% |
| AVCB (if used) | 0 | - | 0 | - | 1971 | 0 | 0 | 0 | - | 0 | - |
| Total | 12 | 4.60% | 0 | 0.00% | 1971 | 649 | 620 | 302 | 48.71% | 318 | 51.29% |
| Bedford Township, Precinct 6 | | | | | | | | | | | |
| Polling | 7 | 2.77% | 0 | 0.00% | 2151 | 798 | 757 | 334 | 44.12% | 423 | 55.88% |
| AVCB (if used) | 0 | - | 0 | - | 2151 | 0 | 0 | 0 | - | 0 | - |
| Total | 7 | 2.77% | 0 | 0.00% | 2151 | 798 | 757 | 334 | 44.12% | 423 | 55.88% |
| Bedford Township, Precinct 7 | | | | | | | | | | | |
| Polling | 12 | 5.17% | 0 | 0.00% | 1792 | 660 | 619 | 280 | 45.23% | 339 | 54.77% |
| AVCB (if used) | 0 | - | 0 | - | 1792 | 0 | 0 | 0 | - | 0 | - |
| Total | 12 | 5.17% | 0 | 0.00% | 1792 | 660 | 619 | 280 | 45.23% | 339 | 54.77% |
| Bedford Township, Precinct 8 | | | | | | | | | | | |
| Polling | 7 | 2.94% | 0 | 0.00% | 1924 | 745 | 703 | 331 | 47.08% | 372 | 52.92% |
| AVCB (if used) | 0 | - | 0 | - | 1924 | 0 | 0 | 0 | - | 0 | - |
| Total | 7 | 2.94% | 0 | 0.00% | 1924 | 745 | 703 | 331 | 47.08% | 372 | 52.92% |
| Bedford Township, Precinct 9 | | | | | | | | | | | |
| Polling | 8 | 4.97% | 0 | 0.00% | 1219 | 504 | 484 | 194 | 40.08% | 290 | 59.92% |
| AVCB (if used) | 0 | - | 0 | - | 1219 | 0 | 0 | 0 | - | 0 | - |
| Total | 8 | 4.97% | 0 | 0.00% | 1219 | 504 | 484 | 194 | 40.08% | 290 | 59.92% |
| Bedford Township, Precinct 10 | | | | | | | | | | | |
| Polling | 7 | 5.04% | 0 | 0.00% | 1281 | 473 | 449 | 155 | 34.52% | 294 | 65.48% |
| AVCB (if used) | 0 | - | 0 | - | 1281 | 0 | 0 | 0 | - | 0 | - |
| Total | 7 | 5.04% | 0 | 0.00% | 1281 | 473 | 449 | 155 | 34.52% | 294 | 65.48% |
| Bedford Township, Precinct 11 | | | | | | | | | | | |
| Polling | 11 | 4.76% | 0 | 0.00% | 2265 | 767 | 725 | 265 | 36.55% | 460 | 63.45% |
| AVCB (if used) | 0 | - | 0 | - | 2265 | 0 | 0 | 0 | - | 0 | - |
| Total | 11 | 4.76% | 0 | 0.00% | 2265 | 767 | 725 | 265 | 36.55% | 460 | 63.45% |
| Bedford Township, Precinct 12 | | | | | | | | | | | |
| Polling | 9 | 5.03% | 0 | 0.00% | 1482 | 544 | 498 | 222 | 44.58% | 276 | 55.42% |
| AVCB (if used) | 0 | - | 0 | - | 1482 | 0 | 0 | 0 | - | 0 | - |
| Total | 9 | 5.03% | 0 | 0.00% | 1482 | 544 | 498 | 222 | 44.58% | 276 | 55.42% |
| Bedford Township, Precinct 13 | | | | | | | | | | | |
| Polling | 14 | 7.37% | 0 | 0.00% | 1784 | 581 | 554 | 252 | 45.49% | 302 | 54.51% |
| AVCB (if used) | 0 | - | 0 | - | 1784 | 0 | 0 | 0 | - | 0 | - |
| Total | 14 | 7.37% | 0 | 0.00% | 1784 | 581 | 554 | 252 | 45.49% | 302 | 54.51% |
| Bedford Township, Precinct 14 | | | | | | | | | | | |
| Polling | 12 | 6.63% | 0 | 0.00% | 1915 | 382 | 361 | 190 | 52.63% | 171 | 47.37% |
| AVCB (if used) | 0 | - | 0 | - | 1915 | 0 | 0 | 0 | - | 0 | - |
| Total | 12 | 6.63% | 0 | 0.00% | 1915 | 382 | 361 | 190 | 52.63% | 171 | 47.37% |
| Berlin Charter Township, Precinct 1 | | | | | | | | | | | |
| Polling | 4 | 1.89% | 0 | 0.00% | - | - | - | - | - | - | - |
| AVCB (if used) | 0 | - | 0 | - | - | - | - | - | - | - | - |
| Total | 4 | 1.89% | 0 | 0.00% | - | - | - | - | - | - | - |
| Berlin Charter Township, Precinct 2 | | | | | | | | | | | |
| Polling | 9 | 2.88% | 0 | 0.00% | - | - | - | - | - | - | - |
| AVCB (if used) | 0 | - | 0 | - | - | - | - | - | - | - | - |
| Total | 9 | 2.88% | 0 | 0.00% | - | - | - | - | - | - | - |
| Berlin Charter Township, Precinct 3 | | | | | | | | | | | |
| Polling | 8 | 4.62% | 0 | 0.00% | - | - | - | - | - | - | - |
| AVCB (if used) | 0 | - | 0 | - | - | - | - | - | - | - | - |
| Total | 8 | 4.62% | 0 | 0.00% | - | - | - | - | - | - | - |
| Berlin Charter Township, Precinct 4 | | | | | | | | | | | |

Statement of Votes Cast
Monroe County, MI
2016 Presidential Primary
SOVC For Jurisdiction Wide, All Counters, All Races

Date:03/09/16
Time:00:11:15
Page:33 of 50

| | DEM President | | | | Bedford Twp Prop | | | | | | |
|---|---------------|--------|----------------|-------|------------------|---------------|-------------|-----|---|----|---|
| | Uncommitted | | Write-In Votes | | Reg Voters | Times Counted | Total Votes | YES | | NO | |
| Polling | 9 | 3.37% | 0 | 0.00% | - | - | - | - | - | - | - |
| AVCB (if used) | 0 | - | 0 | - | - | - | - | - | - | - | - |
| Total | 9 | 3.37% | 0 | 0.00% | - | - | - | - | - | - | - |
| Dundee Township, Precinct 1 | | | | | | | | | | | |
| Polling | 7 | 3.00% | 1 | 0.43% | - | - | - | - | - | - | - |
| AVCB (if used) | 0 | - | 0 | - | - | - | - | - | - | - | - |
| Total | 7 | 3.00% | 1 | 0.43% | - | - | - | - | - | - | - |
| Dundee Township, Precinct 2 | | | | | | | | | | | |
| Polling | 9 | 3.66% | 0 | 0.00% | - | - | - | - | - | - | - |
| AVCB (if used) | 0 | - | 0 | - | - | - | - | - | - | - | - |
| Total | 9 | 3.66% | 0 | 0.00% | - | - | - | - | - | - | - |
| Dundee Township, Precinct 3 | | | | | | | | | | | |
| Polling | 5 | 3.97% | 0 | 0.00% | - | - | - | - | - | - | - |
| AVCB (if used) | 0 | - | 0 | - | - | - | - | - | - | - | - |
| Total | 5 | 3.97% | 0 | 0.00% | - | - | - | - | - | - | - |
| Erie Township, Precinct 1 | | | | | | | | | | | |
| Polling | 15 | 6.88% | 0 | 0.00% | - | - | - | - | - | - | - |
| AVCB (if used) | 0 | - | 0 | - | - | - | - | - | - | - | - |
| Total | 15 | 6.88% | 0 | 0.00% | - | - | - | - | - | - | - |
| Erie Township, Precinct 2 | | | | | | | | | | | |
| Polling | 6 | 4.51% | 0 | 0.00% | - | - | - | - | - | - | - |
| AVCB (if used) | 0 | - | 0 | - | - | - | - | - | - | - | - |
| Total | 6 | 4.51% | 0 | 0.00% | - | - | - | - | - | - | - |
| Exeter Township, Precinct 1 | | | | | | | | | | | |
| Polling | 5 | 3.05% | 0 | 0.00% | - | - | - | - | - | - | - |
| AVCB (if used) | 0 | - | 0 | - | - | - | - | - | - | - | - |
| Total | 5 | 3.05% | 0 | 0.00% | - | - | - | - | - | - | - |
| Exeter Township, Precinct 2 | | | | | | | | | | | |
| Polling | 4 | 1.78% | 0 | 0.00% | - | - | - | - | - | - | - |
| AVCB (if used) | 0 | - | 0 | - | - | - | - | - | - | - | - |
| Total | 4 | 1.78% | 0 | 0.00% | - | - | - | - | - | - | - |
| Frenchtown Charter Township, Precinct 1 | | | | | | | | | | | |
| Polling | 1 | 1.32% | 0 | 0.00% | - | - | - | - | - | - | - |
| AVCB (if used) | 6 | 16.22% | 0 | 0.00% | - | - | - | - | - | - | - |
| Total | 7 | 6.19% | 0 | 0.00% | - | - | - | - | - | - | - |
| Frenchtown Charter Township, Precinct 2 | | | | | | | | | | | |
| Polling | 0 | 0.00% | 1 | 0.69% | - | - | - | - | - | - | - |
| AVCB (if used) | 11 | 23.91% | 0 | 0.00% | - | - | - | - | - | - | - |
| Total | 11 | 5.76% | 1 | 0.52% | - | - | - | - | - | - | - |
| Frenchtown Charter Township, Precinct 3 | | | | | | | | | | | |
| Polling | 1 | 0.72% | 0 | 0.00% | - | - | - | - | - | - | - |
| AVCB (if used) | 3 | 6.12% | 0 | 0.00% | - | - | - | - | - | - | - |
| Total | 4 | 2.13% | 0 | 0.00% | - | - | - | - | - | - | - |
| Frenchtown Charter Township, Precinct 4 | | | | | | | | | | | |
| Polling | 1 | 0.80% | 0 | 0.00% | - | - | - | - | - | - | - |
| AVCB (if used) | 12 | 12.77% | 0 | 0.00% | - | - | - | - | - | - | - |
| Total | 13 | 5.94% | 0 | 0.00% | - | - | - | - | - | - | - |
| Frenchtown Charter Township, Precinct 5 | | | | | | | | | | | |
| Polling | 1 | 0.65% | 0 | 0.00% | - | - | - | - | - | - | - |
| AVCB (if used) | 9 | 15.52% | 0 | 0.00% | - | - | - | - | - | - | - |
| Total | 10 | 4.72% | 0 | 0.00% | - | - | - | - | - | - | - |
| Frenchtown Charter Township, Precinct 6 | | | | | | | | | | | |
| Polling | 6 | 3.03% | 0 | 0.00% | - | - | - | - | - | - | - |
| AVCB (if used) | 12 | 14.63% | 0 | 0.00% | - | - | - | - | - | - | - |
| Total | 18 | 6.43% | 0 | 0.00% | - | - | - | - | - | - | - |
| Frenchtown Charter Township, Precinct 7 | | | | | | | | | | | |
| Polling | 4 | 1.62% | 0 | 0.00% | - | - | - | - | - | - | - |
| AVCB (if used) | 27 | 17.31% | 0 | 0.00% | - | - | - | - | - | - | - |
| Total | 31 | 7.69% | 0 | 0.00% | - | - | - | - | - | - | - |
| Frenchtown Charter Township, Precinct 8 | | | | | | | | | | | |
| Polling | 1 | 0.72% | 0 | 0.00% | - | - | - | - | - | - | - |

Statement of Votes Cast
Monroe County, MI
2016 Presidential Primary
SOVC For Jurisdiction Wide, All Counters, All Races

Date:03/09/16
Time:00:11:15
Page:34 of 50

| | DEM President | | | | Bedford Twp Prop | | | | | | |
|---|---------------|--------|----------------|-------|------------------|------------------|----------------|-----|----|---|--|
| | Uncommitted | | Write-In Votes | | Reg Voters | Times Counted | Total Votes | YES | NO | | |
| AVCB (if used) | 6 | 13.31% | 0 | 0.00% | - | - | - | - | - | - | |
| Total | 7 | 3.80% | 0 | 0.00% | - | - | - | - | - | - | |
| Frenchtown Charter Township, Precinct 9 | | | | | | | | | | | |
| Polling | 1 | 1.04% | 0 | 0.00% | - | - | - | - | - | - | |
| AVCB (if used) | 1 | 4.55% | 0 | 0.00% | - | - | - | - | - | - | |
| Total | 2 | 1.69% | 0 | 0.00% | - | - | - | - | - | - | |
| Ida Township, Precinct 1 | | | | | | | | | | | |
| Polling | 1 | 0.53% | 0 | 0.00% | - | - | - | - | - | - | |
| AVCB (if used) | 0 | - | 0 | - | - | - | - | - | - | - | |
| Total | 1 | 0.53% | 0 | 0.00% | - | - | - | - | - | - | |
| Ida Township, Precinct 2 | | | | | | | | | | | |
| Polling | 5 | 2.25% | 0 | 0.00% | - | - | - | - | - | - | |
| AVCB (if used) | 0 | - | 0 | - | - | - | - | - | - | - | |
| Total | 5 | 2.25% | 0 | 0.00% | - | - | - | - | - | - | |
| LaSalle Township, Precinct 1 | | | | | | | | | | | |
| Polling | 1 | 0.76% | 0 | 0.00% | - | - | - | - | - | - | |
| AVCB (if used) | 5 | 9.62% | 1 | 1.92% | - | - | - | - | - | - | |
| Total | 6 | 3.28% | 1 | 0.55% | - | - | - | - | - | - | |
| LaSalle Township, Precinct 2 | | | | | | | | | | | |
| Polling | 1 | 0.53% | 1 | 0.53% | - | - | - | - | - | - | |
| AVCB (if used) | 12 | 19.05% | 0 | 0.00% | - | - | - | - | - | - | |
| Total | 13 | 5.18% | 1 | 0.40% | - | - | - | - | - | - | |
| London Township, Precinct 1 | | | | | | | | | | | |
| Polling | 9 | 2.85% | 1 | 0.32% | - | - | - | - | - | - | |
| AVCB (if used) | 0 | - | 0 | - | - | - | - | - | - | - | |
| Total | 9 | 2.85% | 1 | 0.32% | - | - | - | - | - | - | |
| Milan Township, Precinct 1 | | | | | | | | | | | |
| Polling | 11 | 6.43% | 0 | 0.00% | - | - | - | - | - | - | |
| AVCB (if used) | 0 | - | 0 | - | - | - | - | - | - | - | |
| Total | 11 | 6.43% | 0 | 0.00% | - | - | - | - | - | - | |
| Monroe Charter Township, Precinct 1 | | | | | | | | | | | |
| Polling | 1 | 0.58% | 0 | 0.00% | - | - | - | - | - | - | |
| AVCB (if used) | 15 | 27.78% | 0 | 0.00% | - | - | - | - | - | - | |
| Total | 16 | 7.11% | 0 | 0.00% | - | - | - | - | - | - | |
| Monroe Charter Township, Precinct 2 | | | | | | | | | | | |
| Polling | 0 | 0.00% | 0 | 0.00% | - | - | - | - | - | - | |
| AVCB (if used) | 4 | 14.29% | 0 | 0.00% | - | - | - | - | - | - | |
| Total | 4 | 2.34% | 0 | 0.00% | - | - | - | - | - | - | |
| Monroe Charter Township, Precinct 3 | | | | | | | | | | | |
| Polling | 0 | 0.00% | 0 | 0.00% | - | - | - | - | - | - | |
| AVCB (if used) | 3 | 6.38% | 0 | 0.00% | - | - | - | - | - | - | |
| Total | 3 | 1.70% | 0 | 0.00% | - | - | - | - | - | - | |
| Monroe Charter Township, Precinct 4 | | | | | | | | | | | |
| Polling | 0 | 0.00% | 0 | 0.00% | - | - | - | - | - | - | |
| AVCB (if used) | 8 | 9.76% | 1 | 1.22% | - | - | - | - | - | - | |
| Total | 8 | 3.15% | 1 | 0.39% | - | - | - | - | - | - | |
| Monroe Charter Township, Precinct 5 | | | | | | | | | | | |
| Polling | 1 | 0.50% | 0 | 0.00% | - | - | - | - | - | - | |
| AVCB (if used) | 14 | 15.73% | 0 | 0.00% | - | - | - | - | - | - | |
| Total | 15 | 5.19% | 0 | 0.00% | - | - | - | - | - | - | |
| Monroe Charter Township, Precinct 6 | | | | | | | | | | | |
| Polling | 2 | 1.20% | 0 | 0.00% | - | - | - | - | - | - | |
| AVCB (if used) | 3 | 6.12% | 0 | 0.00% | - | - | - | - | - | - | |
| Total | 5 | 2.33% | 0 | 0.00% | - | - | - | - | - | - | |
| Raisinville Township, Precinct 1 | | | | | | | | | | | |
| Polling | 9 | 3.26% | 0 | 0.00% | - | - | - | - | - | - | |
| AVCB (if used) | 0 | - | 0 | - | - | - | - | - | - | - | |
| Total | 9 | 3.26% | 0 | 0.00% | - | - | - | - | - | - | |
| Raisinville Township, Precinct 2 | | | | | | | | | | | |
| Polling | 11 | 3.59% | 0 | 0.00% | - | - | - | - | - | - | |
| AVCB (if used) | 0 | - | 0 | - | - | - | - | - | - | - | |

Statement of Votes Cast
 Monroe County, MI
 2016 Presidential Primary
 SOVC For Jurisdiction Wide, All Counters, All Races

Date:03/09/16
 Time:00:11:15
 Page:35 of 50

| | DEM President | | | | Bedford Twp Prop | | | | | |
|----------------------------------|---------------|--------|----------------|-------|------------------|------------------|----------------|------|--------|------|
| | Uncommitted | | Write-In Votes | | Reg Voters | Times Counted | Total Votes | YES | NO | |
| Total | 11 | 3.59% | 0 | 0.00% | - | - | - | - | - | - |
| Summerfield Township, Precinct 1 | | | | | | | | | | |
| Polling | 14 | 5.65% | 0 | 0.00% | - | - | - | - | - | - |
| AVCB (if used) | 0 | - | 0 | - | - | - | - | - | - | - |
| Total | 14 | 5.65% | 0 | 0.00% | - | - | - | - | - | - |
| Whiteford Township, Precinct 1 | | | | | | | | | | |
| Polling | 5 | 2.99% | 0 | 0.00% | - | - | - | - | - | - |
| AVCB (if used) | 0 | - | 0 | - | - | - | - | - | - | - |
| Total | 5 | 2.99% | 0 | 0.00% | - | - | - | - | - | - |
| Whiteford Township, Precinct 2 | | | | | | | | | | |
| Polling | 0 | 0.00% | 1 | 0.90% | - | - | - | - | - | - |
| AVCB (if used) | 0 | - | 0 | - | - | - | - | - | - | - |
| Total | 0 | 0.00% | 1 | 0.90% | - | - | - | - | - | - |
| Total | | | | | | | | | | |
| Polling | 351 | 2.82% | 6 | 0.05% | 24504 | 8284 | 7833 | 3399 | 43.39% | 4434 |
| AVCB (if used) | 244 | 13.82% | 2 | 0.11% | 24504 | 0 | 0 | 0 | - | 0 |
| Total | 595 | 4.18% | 8 | 0.06% | 24504 | 8284 | 7833 | 3399 | 43.39% | 4434 |

Statement of Votes Cast
Monroe County, MI
2016 Presidential Primary
SOVC For Jurisdiction Wide, All Counters, All Races

Date:03/09/16
Time:00:11:15
Page:36 of 50

| | Summerfield Road Millage | | | | |
|--------------------------------|--------------------------|------------------|----------------|-----|----|
| | Reg Voters | Times Counted | Total Votes | YES | NO |
| Jurisdiction Wide | | | | | |
| City of Luna Pier, Precinct 1 | | | | | |
| Polling | - | - | - | - | - |
| AVCB (if used) | - | - | - | - | - |
| Total | - | - | - | - | - |
| City of Milan, Precinct 1 | | | | | |
| Polling | - | - | - | - | - |
| AVCB (if used) | - | - | - | - | - |
| Total | - | - | - | - | - |
| City of Monroe, Precinct 1 | | | | | |
| Polling | - | - | - | - | - |
| AVCB (if used) | - | - | - | - | - |
| Total | - | - | - | - | - |
| City of Monroe, Precinct 2 | | | | | |
| Polling | - | - | - | - | - |
| AVCB (if used) | - | - | - | - | - |
| Total | - | - | - | - | - |
| City of Monroe, Precinct 3N | | | | | |
| Polling | - | - | - | - | - |
| AVCB (if used) | - | - | - | - | - |
| Total | - | - | - | - | - |
| City of Monroe, Precinct 3S | | | | | |
| Polling | - | - | - | - | - |
| AVCB (if used) | - | - | - | - | - |
| Total | - | - | - | - | - |
| City of Monroe, Precinct 4 | | | | | |
| Polling | - | - | - | - | - |
| AVCB (if used) | - | - | - | - | - |
| Total | - | - | - | - | - |
| City of Monroe, Precinct 5 | | | | | |
| Polling | - | - | - | - | - |
| AVCB (if used) | - | - | - | - | - |
| Total | - | - | - | - | - |
| City of Monroe, Precinct 6 | | | | | |
| Polling | - | - | - | - | - |
| AVCB (if used) | - | - | - | - | - |
| Total | - | - | - | - | - |
| City of Petersburg, Precinct 1 | | | | | |
| Polling | - | - | - | - | - |
| AVCB (if used) | - | - | - | - | - |
| Total | - | - | - | - | - |
| Ash Township, Precinct 1 | | | | | |
| Polling | - | - | - | - | - |
| AVCB (if used) | - | - | - | - | - |
| Total | - | - | - | - | - |
| Ash Township, Precinct 2 | | | | | |
| Polling | - | - | - | - | - |
| AVCB (if used) | - | - | - | - | - |
| Total | - | - | - | - | - |
| Ash Township, Precinct 3 | | | | | |
| Polling | - | - | - | - | - |
| AVCB (if used) | - | - | - | - | - |
| Total | - | - | - | - | - |
| Bedford Township, Precinct 1 | | | | | |
| Polling | - | - | - | - | - |
| AVCB (if used) | - | - | - | - | - |
| Total | - | - | - | - | - |
| Bedford Township, Precinct 2 | | | | | |
| Polling | - | - | - | - | - |
| AVCB (if used) | - | - | - | - | - |
| Total | - | - | - | - | - |

Statement of Votes Cast
Monroe County, MI
2016 Presidential Primary
SOVC For Jurisdiction Wide, All Counters, All Races

Date:03/09/16
Time:00:11:15
Page:37 of 50

| | Summerfield Road Millage | | | | |
|-------------------------------------|--------------------------|------------------|----------------|-----|----|
| | Reg Voters | Times Counted | Total Votes | YES | NO |
| Bedford Township, Precinct 3 | | | | | |
| Polling | - | - | - | - | - |
| AVCB (if used) | - | - | - | - | - |
| Total | - | - | - | - | - |
| Bedford Township, Precinct 4 | | | | | |
| Polling | - | - | - | - | - |
| AVCB (if used) | - | - | - | - | - |
| Total | - | - | - | - | - |
| Bedford Township, Precinct 5 | | | | | |
| Polling | - | - | - | - | - |
| AVCB (if used) | - | - | - | - | - |
| Total | - | - | - | - | - |
| Bedford Township, Precinct 6 | | | | | |
| Polling | - | - | - | - | - |
| AVCB (if used) | - | - | - | - | - |
| Total | - | - | - | - | - |
| Bedford Township, Precinct 7 | | | | | |
| Polling | - | - | - | - | - |
| AVCB (if used) | - | - | - | - | - |
| Total | - | - | - | - | - |
| Bedford Township, Precinct 8 | | | | | |
| Polling | - | - | - | - | - |
| AVCB (if used) | - | - | - | - | - |
| Total | - | - | - | - | - |
| Bedford Township, Precinct 9 | | | | | |
| Polling | - | - | - | - | - |
| AVCB (if used) | - | - | - | - | - |
| Total | - | - | - | - | - |
| Bedford Township, Precinct 10 | | | | | |
| Polling | - | - | - | - | - |
| AVCB (if used) | - | - | - | - | - |
| Total | - | - | - | - | - |
| Bedford Township, Precinct 11 | | | | | |
| Polling | - | - | - | - | - |
| AVCB (if used) | - | - | - | - | - |
| Total | - | - | - | - | - |
| Bedford Township, Precinct 12 | | | | | |
| Polling | - | - | - | - | - |
| AVCB (if used) | - | - | - | - | - |
| Total | - | - | - | - | - |
| Bedford Township, Precinct 13 | | | | | |
| Polling | - | - | - | - | - |
| AVCB (if used) | - | - | - | - | - |
| Total | - | - | - | - | - |
| Bedford Township, Precinct 14 | | | | | |
| Polling | - | - | - | - | - |
| AVCB (if used) | - | - | - | - | - |
| Total | - | - | - | - | - |
| Berlin Charter Township, Precinct 1 | | | | | |
| Polling | - | - | - | - | - |
| AVCB (if used) | - | - | - | - | - |
| Total | - | - | - | - | - |
| Berlin Charter Township, Precinct 2 | | | | | |
| Polling | - | - | - | - | - |
| AVCB (if used) | - | - | - | - | - |
| Total | - | - | - | - | - |
| Berlin Charter Township, Precinct 3 | | | | | |
| Polling | - | - | - | - | - |
| AVCB (if used) | - | - | - | - | - |
| Total | - | - | - | - | - |
| Berlin Charter Township, Precinct 4 | | | | | |

Statement of Votes Cast
Monroe County, MI
2016 Presidential Primary
SOVC For Jurisdiction Wide, All Counters, All Races

Date:03/09/16
Time:00:11:15
Page:38 of 50

| | Summerfield Road Millage | | | | | |
|---|--------------------------|------------------|----------------|-----|----|---|
| | Reg Voters | Times Counted | Total Votes | YES | NO | |
| Polling | - | - | - | - | - | - |
| AVCB (if used) | - | - | - | - | - | - |
| Total | - | - | - | - | - | - |
| Dundee Township, Precinct 1 | | | | | | |
| Polling | - | - | - | - | - | - |
| AVCB (if used) | - | - | - | - | - | - |
| Total | - | - | - | - | - | - |
| Dundee Township, Precinct 2 | | | | | | |
| Polling | - | - | - | - | - | - |
| AVCB (if used) | - | - | - | - | - | - |
| Total | - | - | - | - | - | - |
| Dundee Township, Precinct 3 | | | | | | |
| Polling | - | - | - | - | - | - |
| AVCB (if used) | - | - | - | - | - | - |
| Total | - | - | - | - | - | - |
| Erie Township, Precinct 1 | | | | | | |
| Polling | - | - | - | - | - | - |
| AVCB (if used) | - | - | - | - | - | - |
| Total | - | - | - | - | - | - |
| Erie Township, Precinct 2 | | | | | | |
| Polling | - | - | - | - | - | - |
| AVCB (if used) | - | - | - | - | - | - |
| Total | - | - | - | - | - | - |
| Exeter Township, Precinct 1 | | | | | | |
| Polling | - | - | - | - | - | - |
| AVCB (if used) | - | - | - | - | - | - |
| Total | - | - | - | - | - | - |
| Exeter Township, Precinct 2 | | | | | | |
| Polling | - | - | - | - | - | - |
| AVCB (if used) | - | - | - | - | - | - |
| Total | - | - | - | - | - | - |
| Frenchtown Charter Township, Precinct 1 | | | | | | |
| Polling | - | - | - | - | - | - |
| AVCB (if used) | - | - | - | - | - | - |
| Total | - | - | - | - | - | - |
| Frenchtown Charter Township, Precinct 2 | | | | | | |
| Polling | - | - | - | - | - | - |
| AVCB (if used) | - | - | - | - | - | - |
| Total | - | - | - | - | - | - |
| Frenchtown Charter Township, Precinct 3 | | | | | | |
| Polling | - | - | - | - | - | - |
| AVCB (if used) | - | - | - | - | - | - |
| Total | - | - | - | - | - | - |
| Frenchtown Charter Township, Precinct 4 | | | | | | |
| Polling | - | - | - | - | - | - |
| AVCB (if used) | - | - | - | - | - | - |
| Total | - | - | - | - | - | - |
| Frenchtown Charter Township, Precinct 5 | | | | | | |
| Polling | - | - | - | - | - | - |
| AVCB (if used) | - | - | - | - | - | - |
| Total | - | - | - | - | - | - |
| Frenchtown Charter Township, Precinct 6 | | | | | | |
| Polling | - | - | - | - | - | - |
| AVCB (if used) | - | - | - | - | - | - |
| Total | - | - | - | - | - | - |
| Frenchtown Charter Township, Precinct 7 | | | | | | |
| Polling | - | - | - | - | - | - |
| AVCB (if used) | - | - | - | - | - | - |
| Total | - | - | - | - | - | - |
| Frenchtown Charter Township, Precinct 8 | | | | | | |
| Polling | - | - | - | - | - | - |

Statement of Votes Cast
Monroe County, MI
2016 Presidential Primary
SOVC For Jurisdiction Wide, All Counters, All Races

Date:03/09/16
Time:00:11:15
Page:39 of 50

| | Summerfield Road Millage | | | | |
|---|--------------------------|------------------|----------------|-----|----|
| | Reg Voters | Times Counted | Total Votes | YES | NO |
| AVCB (if used) | - | - | - | - | - |
| Total | - | - | - | - | - |
| Frenchtown Charter Township, Precinct 9 | - | - | - | - | - |
| Polling | - | - | - | - | - |
| AVCB (if used) | - | - | - | - | - |
| Total | - | - | - | - | - |
| Ida Township, Precinct 1 | - | - | - | - | - |
| Polling | - | - | - | - | - |
| AVCB (if used) | - | - | - | - | - |
| Total | - | - | - | - | - |
| Ida Township, Precinct 2 | - | - | - | - | - |
| Polling | - | - | - | - | - |
| AVCB (if used) | - | - | - | - | - |
| Total | - | - | - | - | - |
| LaSalle Township, Precinct 1 | - | - | - | - | - |
| Polling | - | - | - | - | - |
| AVCB (if used) | - | - | - | - | - |
| Total | - | - | - | - | - |
| LaSalle Township, Precinct 2 | - | - | - | - | - |
| Polling | - | - | - | - | - |
| AVCB (if used) | - | - | - | - | - |
| Total | - | - | - | - | - |
| London Township, Precinct 1 | - | - | - | - | - |
| Polling | - | - | - | - | - |
| AVCB (if used) | - | - | - | - | - |
| Total | - | - | - | - | - |
| Milan Township, Precinct 1 | - | - | - | - | - |
| Polling | - | - | - | - | - |
| AVCB (if used) | - | - | - | - | - |
| Total | - | - | - | - | - |
| Monroe Charter Township, Precinct 1 | - | - | - | - | - |
| Polling | - | - | - | - | - |
| AVCB (if used) | - | - | - | - | - |
| Total | - | - | - | - | - |
| Monroe Charter Township, Precinct 2 | - | - | - | - | - |
| Polling | - | - | - | - | - |
| AVCB (if used) | - | - | - | - | - |
| Total | - | - | - | - | - |
| Monroe Charter Township, Precinct 3 | - | - | - | - | - |
| Polling | - | - | - | - | - |
| AVCB (if used) | - | - | - | - | - |
| Total | - | - | - | - | - |
| Monroe Charter Township, Precinct 4 | - | - | - | - | - |
| Polling | - | - | - | - | - |
| AVCB (if used) | - | - | - | - | - |
| Total | - | - | - | - | - |
| Monroe Charter Township, Precinct 5 | - | - | - | - | - |
| Polling | - | - | - | - | - |
| AVCB (if used) | - | - | - | - | - |
| Total | - | - | - | - | - |
| Monroe Charter Township, Precinct 6 | - | - | - | - | - |
| Polling | - | - | - | - | - |
| AVCB (if used) | - | - | - | - | - |
| Total | - | - | - | - | - |
| Raisinville Township, Precinct 1 | - | - | - | - | - |
| Polling | - | - | - | - | - |
| AVCB (if used) | - | - | - | - | - |
| Total | - | - | - | - | - |
| Raisinville Township, Precinct 2 | - | - | - | - | - |
| Polling | - | - | - | - | - |
| AVCB (if used) | - | - | - | - | - |

Statement of Votes Cast
 Monroe County, MI
 2016 Presidential Primary
 SOVC For Jurisdiction Wide, All Counters, All Races

Date:03/09/16
 Time:00:11:15
 Page:40 of 50

| | Summerfield Road Millage | | | | | | |
|----------------------------------|--------------------------|------------------|----------------|-----|--------|-----|--------|
| | Reg. Voters | Times Counted | Total Votes | YES | | NO | |
| Total | - | - | - | - | - | - | - |
| Summerfield Township, Precinct 1 | | | | | | | |
| Polling | 2434 | 815 | 790 | 403 | 51.01% | 387 | 48.99% |
| AVCB (if used) | 2434 | 0 | 0 | 0 | - | 0 | - |
| Total | 2434 | 815 | 790 | 403 | 51.01% | 387 | 48.99% |
| Whiteford Township, Precinct 1 | | | | | | | |
| Polling | - | - | - | - | - | - | - |
| AVCB (if used) | - | - | - | - | - | - | - |
| Total | - | - | - | - | - | - | - |
| Whiteford Township, Precinct 2 | | | | | | | |
| Polling | - | - | - | - | - | - | - |
| AVCB (if used) | - | - | - | - | - | - | - |
| Total | - | - | - | - | - | - | - |
| Total | | | | | | | |
| Polling | 2434 | 815 | 790 | 403 | 51.01% | 387 | 48.99% |
| AVCB (if used) | 2434 | 0 | 0 | 0 | - | 0 | - |
| Total | 2434 | 815 | 790 | 403 | 51.01% | 387 | 48.99% |

Statement of Votes Cast
Monroe County, MI
2016 Presidential Primary
SOVC For Jurisdiction Wide, All Counters, All Races

Date:03/09/16
Time:00:11:15
Page:41 of 50

| | Summerfield Rd Renewal | | | | |
|--------------------------------|------------------------|------------------|----------------|-----|----|
| | Reg Voters | Times Counted | Total Votes | YES | NO |
| Jurisdiction Wide | | | | | |
| City of Luna Pier, Precinct 1 | | | | | |
| Polling | - | - | - | - | - |
| AVCB (if used) | - | - | - | - | - |
| Total | - | - | - | - | - |
| City of Milan, Precinct 1 | | | | | |
| Polling | - | - | - | - | - |
| AVCB (if used) | - | - | - | - | - |
| Total | - | - | - | - | - |
| City of Monroe, Precinct 1 | | | | | |
| Polling | - | - | - | - | - |
| AVCB (if used) | - | - | - | - | - |
| Total | - | - | - | - | - |
| City of Monroe, Precinct 2 | | | | | |
| Polling | - | - | - | - | - |
| AVCB (if used) | - | - | - | - | - |
| Total | - | - | - | - | - |
| City of Monroe, Precinct 3N | | | | | |
| Polling | - | - | - | - | - |
| AVCB (if used) | - | - | - | - | - |
| Total | - | - | - | - | - |
| City of Monroe, Precinct 3S | | | | | |
| Polling | - | - | - | - | - |
| AVCB (if used) | - | - | - | - | - |
| Total | - | - | - | - | - |
| City of Monroe, Precinct 4 | | | | | |
| Polling | - | - | - | - | - |
| AVCB (if used) | - | - | - | - | - |
| Total | - | - | - | - | - |
| City of Monroe, Precinct 5 | | | | | |
| Polling | - | - | - | - | - |
| AVCB (if used) | - | - | - | - | - |
| Total | - | - | - | - | - |
| City of Monroe, Precinct 6 | | | | | |
| Polling | - | - | - | - | - |
| AVCB (if used) | - | - | - | - | - |
| Total | - | - | - | - | - |
| City of Petersburg, Precinct 1 | | | | | |
| Polling | - | - | - | - | - |
| AVCB (if used) | - | - | - | - | - |
| Total | - | - | - | - | - |
| Ash Township, Precinct 1 | | | | | |
| Polling | - | - | - | - | - |
| AVCB (if used) | - | - | - | - | - |
| Total | - | - | - | - | - |
| Ash Township, Precinct 2 | | | | | |
| Polling | - | - | - | - | - |
| AVCB (if used) | - | - | - | - | - |
| Total | - | - | - | - | - |
| Ash Township, Precinct 3 | | | | | |
| Polling | - | - | - | - | - |
| AVCB (if used) | - | - | - | - | - |
| Total | - | - | - | - | - |
| Bedford Township, Precinct 1 | | | | | |
| Polling | - | - | - | - | - |
| AVCB (if used) | - | - | - | - | - |
| Total | - | - | - | - | - |
| Bedford Township, Precinct 2 | | | | | |
| Polling | - | - | - | - | - |
| AVCB (if used) | - | - | - | - | - |
| Total | - | - | - | - | - |

Statement of Votes Cast
Monroe County, MI
2016 Presidential Primary
SOVC For Jurisdiction Wide, All Counters, All Races

Date:03/09/16
Time:00:11:15
Page:42 of 50

| | Summerfield Rd Renewal | | | | | |
|-------------------------------------|------------------------|------------------|----------------|-----|----|---|
| | Reg Voters | Times Counted | Total Votes | YES | NO | |
| Bedford Township, Precinct 3 | | | | | | |
| Polling | - | - | - | - | - | - |
| AVCB (if used) | - | - | - | - | - | - |
| Total | - | - | - | - | - | - |
| Bedford Township, Precinct 4 | | | | | | |
| Polling | - | - | - | - | - | - |
| AVCB (if used) | - | - | - | - | - | - |
| Total | - | - | - | - | - | - |
| Bedford Township, Precinct 5 | | | | | | |
| Polling | - | - | - | - | - | - |
| AVCB (if used) | - | - | - | - | - | - |
| Total | - | - | - | - | - | - |
| Bedford Township, Precinct 6 | | | | | | |
| Polling | - | - | - | - | - | - |
| AVCB (if used) | - | - | - | - | - | - |
| Total | - | - | - | - | - | - |
| Bedford Township, Precinct 7 | | | | | | |
| Polling | - | - | - | - | - | - |
| AVCB (if used) | - | - | - | - | - | - |
| Total | - | - | - | - | - | - |
| Bedford Township, Precinct 8 | | | | | | |
| Polling | - | - | - | - | - | - |
| AVCB (if used) | - | - | - | - | - | - |
| Total | - | - | - | - | - | - |
| Bedford Township, Precinct 9 | | | | | | |
| Polling | - | - | - | - | - | - |
| AVCB (if used) | - | - | - | - | - | - |
| Total | - | - | - | - | - | - |
| Bedford Township, Precinct 10 | | | | | | |
| Polling | - | - | - | - | - | - |
| AVCB (if used) | - | - | - | - | - | - |
| Total | - | - | - | - | - | - |
| Bedford Township, Precinct 11 | | | | | | |
| Polling | - | - | - | - | - | - |
| AVCB (if used) | - | - | - | - | - | - |
| Total | - | - | - | - | - | - |
| Bedford Township, Precinct 12 | | | | | | |
| Polling | - | - | - | - | - | - |
| AVCB (if used) | - | - | - | - | - | - |
| Total | - | - | - | - | - | - |
| Bedford Township, Precinct 13 | | | | | | |
| Polling | - | - | - | - | - | - |
| AVCB (if used) | - | - | - | - | - | - |
| Total | - | - | - | - | - | - |
| Bedford Township, Precinct 14 | | | | | | |
| Polling | - | - | - | - | - | - |
| AVCB (if used) | - | - | - | - | - | - |
| Total | - | - | - | - | - | - |
| Berlin Charter Township, Precinct 1 | | | | | | |
| Polling | - | - | - | - | - | - |
| AVCB (if used) | - | - | - | - | - | - |
| Total | - | - | - | - | - | - |
| Berlin Charter Township, Precinct 2 | | | | | | |
| Polling | - | - | - | - | - | - |
| AVCB (if used) | - | - | - | - | - | - |
| Total | - | - | - | - | - | - |
| Berlin Charter Township, Precinct 3 | | | | | | |
| Polling | - | - | - | - | - | - |
| AVCB (if used) | - | - | - | - | - | - |
| Total | - | - | - | - | - | - |
| Berlin Charter Township, Precinct 4 | | | | | | |

Statement of Votes Cast
Monroe County, MI
2016 Presidential Primary
SOVC For Jurisdiction Wide, All Counters, All Races

Date:03/09/16
Time:00:11:15
Page:43 of 50

| | Summerfield Rd Renewal | | | | | |
|---|------------------------|------------------|----------------|-----|----|---|
| | Reg. Voters | Times Counted | Total Votes | YES | NO | |
| Polling | - | - | - | - | - | - |
| AVCB (if used) | - | - | - | - | - | - |
| Total | - | - | - | - | - | - |
| Dundee Township, Precinct 1 | | | | | | |
| Polling | - | - | - | - | - | - |
| AVCB (if used) | - | - | - | - | - | - |
| Total | - | - | - | - | - | - |
| Dundee Township, Precinct 2 | | | | | | |
| Polling | - | - | - | - | - | - |
| AVCB (if used) | - | - | - | - | - | - |
| Total | - | - | - | - | - | - |
| Dundee Township, Precinct 3 | | | | | | |
| Polling | - | - | - | - | - | - |
| AVCB (if used) | - | - | - | - | - | - |
| Total | - | - | - | - | - | - |
| Erie Township, Precinct 1 | | | | | | |
| Polling | - | - | - | - | - | - |
| AVCB (if used) | - | - | - | - | - | - |
| Total | - | - | - | - | - | - |
| Erie Township, Precinct 2 | | | | | | |
| Polling | - | - | - | - | - | - |
| AVCB (if used) | - | - | - | - | - | - |
| Total | - | - | - | - | - | - |
| Exeter Township, Precinct 1 | | | | | | |
| Polling | - | - | - | - | - | - |
| AVCB (if used) | - | - | - | - | - | - |
| Total | - | - | - | - | - | - |
| Exeter Township, Precinct 2 | | | | | | |
| Polling | - | - | - | - | - | - |
| AVCB (if used) | - | - | - | - | - | - |
| Total | - | - | - | - | - | - |
| Frenchtown Charter Township, Precinct 1 | | | | | | |
| Polling | - | - | - | - | - | - |
| AVCB (if used) | - | - | - | - | - | - |
| Total | - | - | - | - | - | - |
| Frenchtown Charter Township, Precinct 2 | | | | | | |
| Polling | - | - | - | - | - | - |
| AVCB (if used) | - | - | - | - | - | - |
| Total | - | - | - | - | - | - |
| Frenchtown Charter Township, Precinct 3 | | | | | | |
| Polling | - | - | - | - | - | - |
| AVCB (if used) | - | - | - | - | - | - |
| Total | - | - | - | - | - | - |
| Frenchtown Charter Township, Precinct 4 | | | | | | |
| Polling | - | - | - | - | - | - |
| AVCB (if used) | - | - | - | - | - | - |
| Total | - | - | - | - | - | - |
| Frenchtown Charter Township, Precinct 5 | | | | | | |
| Polling | - | - | - | - | - | - |
| AVCB (if used) | - | - | - | - | - | - |
| Total | - | - | - | - | - | - |
| Frenchtown Charter Township, Precinct 6 | | | | | | |
| Polling | - | - | - | - | - | - |
| AVCB (if used) | - | - | - | - | - | - |
| Total | - | - | - | - | - | - |
| Frenchtown Charter Township, Precinct 7 | | | | | | |
| Polling | - | - | - | - | - | - |
| AVCB (if used) | - | - | - | - | - | - |
| Total | - | - | - | - | - | - |
| Frenchtown Charter Township, Precinct 8 | | | | | | |
| Polling | - | - | - | - | - | - |

Statement of Votes Cast
Monroe County, MI
2016 Presidential Primary
SOVC For Jurisdiction Wide, All Counters, All Races

Date:03/09/16
Time:00:11:15
Page:44 of 50

| | Summerfield Rd Renewal | | | | |
|---|------------------------|------------------|----------------|-----|----|
| | Reg Voters | Times Counted | Total Votes | YES | NO |
| AVCB (if used) | - | - | - | - | - |
| Total | - | - | - | - | - |
| Frenchtown Charter Township, Precinct 9 | - | - | - | - | - |
| Polling | - | - | - | - | - |
| AVCB (if used) | - | - | - | - | - |
| Total | - | - | - | - | - |
| Ida Township, Precinct 1 | - | - | - | - | - |
| Polling | - | - | - | - | - |
| AVCB (if used) | - | - | - | - | - |
| Total | - | - | - | - | - |
| Ida Township, Precinct 2 | - | - | - | - | - |
| Polling | - | - | - | - | - |
| AVCB (if used) | - | - | - | - | - |
| Total | - | - | - | - | - |
| LaSalle Township, Precinct 1 | - | - | - | - | - |
| Polling | - | - | - | - | - |
| AVCB (if used) | - | - | - | - | - |
| Total | - | - | - | - | - |
| LaSalle Township, Precinct 2 | - | - | - | - | - |
| Polling | - | - | - | - | - |
| AVCB (if used) | - | - | - | - | - |
| Total | - | - | - | - | - |
| London Township, Precinct 1 | - | - | - | - | - |
| Polling | - | - | - | - | - |
| AVCB (if used) | - | - | - | - | - |
| Total | - | - | - | - | - |
| Milan Township, Precinct 1 | - | - | - | - | - |
| Polling | - | - | - | - | - |
| AVCB (if used) | - | - | - | - | - |
| Total | - | - | - | - | - |
| Monroe Charter Township, Precinct 1 | - | - | - | - | - |
| Polling | - | - | - | - | - |
| AVCB (if used) | - | - | - | - | - |
| Total | - | - | - | - | - |
| Monroe Charter Township, Precinct 2 | - | - | - | - | - |
| Polling | - | - | - | - | - |
| AVCB (if used) | - | - | - | - | - |
| Total | - | - | - | - | - |
| Monroe Charter Township, Precinct 3 | - | - | - | - | - |
| Polling | - | - | - | - | - |
| AVCB (if used) | - | - | - | - | - |
| Total | - | - | - | - | - |
| Monroe Charter Township, Precinct 4 | - | - | - | - | - |
| Polling | - | - | - | - | - |
| AVCB (if used) | - | - | - | - | - |
| Total | - | - | - | - | - |
| Monroe Charter Township, Precinct 5 | - | - | - | - | - |
| Polling | - | - | - | - | - |
| AVCB (if used) | - | - | - | - | - |
| Total | - | - | - | - | - |
| Monroe Charter Township, Precinct 6 | - | - | - | - | - |
| Polling | - | - | - | - | - |
| AVCB (if used) | - | - | - | - | - |
| Total | - | - | - | - | - |
| Raisinville Township, Precinct 1 | - | - | - | - | - |
| Polling | - | - | - | - | - |
| AVCB (if used) | - | - | - | - | - |
| Total | - | - | - | - | - |
| Raisinville Township, Precinct 2 | - | - | - | - | - |
| Polling | - | - | - | - | - |
| AVCB (if used) | - | - | - | - | - |

Statement of Votes Cast
Monroe County, MI
2016 Presidential Primary
SOVC For Jurisdiction Wide, All Counters, All Races

Date:03/09/16
Time:00:11:15
Page:45 of 50

| | Summerfield Rd Renewal | | | | | | |
|----------------------------------|------------------------|------------------|----------------|-----|--------|-----|--------|
| | Reg Voters | Times Counted | Total Votes | YES | | NO | |
| Total | - | - | - | - | - | - | - |
| Summerfield Township, Precinct 1 | | | | | | | |
| Polling | 2434 | 815 | 779 | 450 | 57.77% | 329 | 42.23% |
| AVCB (if used) | 2434 | 0 | 0 | 0 | - | 0 | - |
| Total | 2434 | 815 | 779 | 450 | 57.77% | 329 | 42.23% |
| Whiteford Township, Precinct 1 | | | | | | | |
| Polling | - | - | - | - | - | - | - |
| AVCB (if used) | - | - | - | - | - | - | - |
| Total | - | - | - | - | - | - | - |
| Whiteford Township, Precinct 2 | | | | | | | |
| Polling | - | - | - | - | - | - | - |
| AVCB (if used) | - | - | - | - | - | - | - |
| Total | - | - | - | - | - | - | - |
| Total | | | | | | | |
| Polling | 2434 | 815 | 779 | 450 | 57.77% | 329 | 42.23% |
| AVCB (if used) | 2434 | 0 | 0 | 0 | - | 0 | - |
| Total | 2434 | 815 | 779 | 450 | 57.77% | 329 | 42.23% |

Statement of Votes Cast
Monroe County, MI
2016 Presidential Primary
SOVC For Jurisdiction Wide, All Counters, All Races

Date:03/09/16
Time:00:11:15
Page:46 of 50

| | Summerfield Fire | | | | |
|--------------------------------|------------------|------------------|----------------|-----|----|
| | Reg Voters | Times Counted | Total Votes | YES | NO |
| Jurisdiction Wide | | | | | |
| City of Luna Pier, Precinct 1 | | | | | |
| Polling | - | - | - | - | - |
| AVCB (if used) | - | - | - | - | - |
| Total | - | - | - | - | - |
| City of Milan, Precinct 1 | | | | | |
| Polling | - | - | - | - | - |
| AVCB (if used) | - | - | - | - | - |
| Total | - | - | - | - | - |
| City of Monroe, Precinct 1 | | | | | |
| Polling | - | - | - | - | - |
| AVCB (if used) | - | - | - | - | - |
| Total | - | - | - | - | - |
| City of Monroe, Precinct 2 | | | | | |
| Polling | - | - | - | - | - |
| AVCB (if used) | - | - | - | - | - |
| Total | - | - | - | - | - |
| City of Monroe, Precinct 3N | | | | | |
| Polling | - | - | - | - | - |
| AVCB (if used) | - | - | - | - | - |
| Total | - | - | - | - | - |
| City of Monroe, Precinct 3S | | | | | |
| Polling | - | - | - | - | - |
| AVCB (if used) | - | - | - | - | - |
| Total | - | - | - | - | - |
| City of Monroe, Precinct 4 | | | | | |
| Polling | - | - | - | - | - |
| AVCB (if used) | - | - | - | - | - |
| Total | - | - | - | - | - |
| City of Monroe, Precinct 5 | | | | | |
| Polling | - | - | - | - | - |
| AVCB (if used) | - | - | - | - | - |
| Total | - | - | - | - | - |
| City of Monroe, Precinct 6 | | | | | |
| Polling | - | - | - | - | - |
| AVCB (if used) | - | - | - | - | - |
| Total | - | - | - | - | - |
| City of Petersburg, Precinct 1 | | | | | |
| Polling | - | - | - | - | - |
| AVCB (if used) | - | - | - | - | - |
| Total | - | - | - | - | - |
| Ash Township, Precinct 1 | | | | | |
| Polling | - | - | - | - | - |
| AVCB (if used) | - | - | - | - | - |
| Total | - | - | - | - | - |
| Ash Township, Precinct 2 | | | | | |
| Polling | - | - | - | - | - |
| AVCB (if used) | - | - | - | - | - |
| Total | - | - | - | - | - |
| Ash Township, Precinct 3 | | | | | |
| Polling | - | - | - | - | - |
| AVCB (if used) | - | - | - | - | - |
| Total | - | - | - | - | - |
| Bedford Township, Precinct 1 | | | | | |
| Polling | - | - | - | - | - |
| AVCB (if used) | - | - | - | - | - |
| Total | - | - | - | - | - |
| Bedford Township, Precinct 2 | | | | | |
| Polling | - | - | - | - | - |
| AVCB (if used) | - | - | - | - | - |
| Total | - | - | - | - | - |

Statement of Votes Cast
 Monroe County, MI
 2016 Presidential Primary
 SOVC For Jurisdiction Wide, All Counters, All Races

Date:03/09/16
 Time:00:11:15
 Page:47 of 50

| | Summerfield Fire | | | | |
|-------------------------------------|------------------|------------------|----------------|-----|----|
| | Reg. Voters | Times Counted | Total Votes | YES | NO |
| Bedford Township, Precinct 3 | | | | | |
| Polling | - | - | - | - | - |
| AVCB (if used) | - | - | - | - | - |
| Total | - | - | - | - | - |
| Bedford Township, Precinct 4 | | | | | |
| Polling | - | - | - | - | - |
| AVCB (if used) | - | - | - | - | - |
| Total | - | - | - | - | - |
| Bedford Township, Precinct 5 | | | | | |
| Polling | - | - | - | - | - |
| AVCB (if used) | - | - | - | - | - |
| Total | - | - | - | - | - |
| Bedford Township, Precinct 6 | | | | | |
| Polling | - | - | - | - | - |
| AVCB (if used) | - | - | - | - | - |
| Total | - | - | - | - | - |
| Bedford Township, Precinct 7 | | | | | |
| Polling | - | - | - | - | - |
| AVCB (if used) | - | - | - | - | - |
| Total | - | - | - | - | - |
| Bedford Township, Precinct 8 | | | | | |
| Polling | - | - | - | - | - |
| AVCB (if used) | - | - | - | - | - |
| Total | - | - | - | - | - |
| Bedford Township, Precinct 9 | | | | | |
| Polling | - | - | - | - | - |
| AVCB (if used) | - | - | - | - | - |
| Total | - | - | - | - | - |
| Bedford Township, Precinct 10 | | | | | |
| Polling | - | - | - | - | - |
| AVCB (if used) | - | - | - | - | - |
| Total | - | - | - | - | - |
| Bedford Township, Precinct 11 | | | | | |
| Polling | - | - | - | - | - |
| AVCB (if used) | - | - | - | - | - |
| Total | - | - | - | - | - |
| Bedford Township, Precinct 12 | | | | | |
| Polling | - | - | - | - | - |
| AVCB (if used) | - | - | - | - | - |
| Total | - | - | - | - | - |
| Bedford Township, Precinct 13 | | | | | |
| Polling | - | - | - | - | - |
| AVCB (if used) | - | - | - | - | - |
| Total | - | - | - | - | - |
| Bedford Township, Precinct 14 | | | | | |
| Polling | - | - | - | - | - |
| AVCB (if used) | - | - | - | - | - |
| Total | - | - | - | - | - |
| Berlin Charter Township, Precinct 1 | | | | | |
| Polling | - | - | - | - | - |
| AVCB (if used) | - | - | - | - | - |
| Total | - | - | - | - | - |
| Berlin Charter Township, Precinct 2 | | | | | |
| Polling | - | - | - | - | - |
| AVCB (if used) | - | - | - | - | - |
| Total | - | - | - | - | - |
| Berlin Charter Township, Precinct 3 | | | | | |
| Polling | - | - | - | - | - |
| AVCB (if used) | - | - | - | - | - |
| Total | - | - | - | - | - |
| Berlin Charter Township, Precinct 4 | | | | | |

Statement of Votes Cast
Monroe County, MI
2016 Presidential Primary
SOVC For Jurisdiction Wide, All Counters, All Races

Date:03/09/16
Time:00:11:15
Page:48 of 50

| | Summerfield Fire | | | | |
|---|------------------|------------------|----------------|-----|----|
| | Reg Voters | Times Counted | Total Votes | YES | NO |
| Polling | - | - | - | - | - |
| AVCB (if used) | - | - | - | - | - |
| Total | - | - | - | - | - |
| Dundee Township, Precinct 1 | | | | | |
| Polling | - | - | - | - | - |
| AVCB (if used) | - | - | - | - | - |
| Total | - | - | - | - | - |
| Dundee Township, Precinct 2 | | | | | |
| Polling | - | - | - | - | - |
| AVCB (if used) | - | - | - | - | - |
| Total | - | - | - | - | - |
| Dundee Township, Precinct 3 | | | | | |
| Polling | - | - | - | - | - |
| AVCB (if used) | - | - | - | - | - |
| Total | - | - | - | - | - |
| Erie Township, Precinct 1 | | | | | |
| Polling | - | - | - | - | - |
| AVCB (if used) | - | - | - | - | - |
| Total | - | - | - | - | - |
| Erie Township, Precinct 2 | | | | | |
| Polling | - | - | - | - | - |
| AVCB (if used) | - | - | - | - | - |
| Total | - | - | - | - | - |
| Exeter Township, Precinct 1 | | | | | |
| Polling | - | - | - | - | - |
| AVCB (if used) | - | - | - | - | - |
| Total | - | - | - | - | - |
| Exeter Township, Precinct 2 | | | | | |
| Polling | - | - | - | - | - |
| AVCB (if used) | - | - | - | - | - |
| Total | - | - | - | - | - |
| Frenchtown Charter Township, Precinct 1 | | | | | |
| Polling | - | - | - | - | - |
| AVCB (if used) | - | - | - | - | - |
| Total | - | - | - | - | - |
| Frenchtown Charter Township, Precinct 2 | | | | | |
| Polling | - | - | - | - | - |
| AVCB (if used) | - | - | - | - | - |
| Total | - | - | - | - | - |
| Frenchtown Charter Township, Precinct 3 | | | | | |
| Polling | - | - | - | - | - |
| AVCB (if used) | - | - | - | - | - |
| Total | - | - | - | - | - |
| Frenchtown Charter Township, Precinct 4 | | | | | |
| Polling | - | - | - | - | - |
| AVCB (if used) | - | - | - | - | - |
| Total | - | - | - | - | - |
| Frenchtown Charter Township, Precinct 5 | | | | | |
| Polling | - | - | - | - | - |
| AVCB (if used) | - | - | - | - | - |
| Total | - | - | - | - | - |
| Frenchtown Charter Township, Precinct 6 | | | | | |
| Polling | - | - | - | - | - |
| AVCB (if used) | - | - | - | - | - |
| Total | - | - | - | - | - |
| Frenchtown Charter Township, Precinct 7 | | | | | |
| Polling | - | - | - | - | - |
| AVCB (if used) | - | - | - | - | - |
| Total | - | - | - | - | - |
| Frenchtown Charter Township, Precinct 8 | | | | | |
| Polling | - | - | - | - | - |

Statement of Votes Cast
Monroe County, MI
2016 Presidential Primary
SOVC For Jurisdiction Wide, All Counters, All Races

Date:03/09/16
Time:00:11:15
Page:49 of 50

| | Summerfield Fire | | | | |
|---|------------------|------------------|----------------|-----|----|
| | Reg Voters | Times Counted | Total Votes | YES | NO |
| AVCB (if used) | - | - | - | - | - |
| Total | - | - | - | - | - |
| Frenchtown Charter Township, Precinct 9 | - | - | - | - | - |
| Polling | - | - | - | - | - |
| AVCB (if used) | - | - | - | - | - |
| Total | - | - | - | - | - |
| Ida Township, Precinct 1 | - | - | - | - | - |
| Polling | - | - | - | - | - |
| AVCB (if used) | - | - | - | - | - |
| Total | - | - | - | - | - |
| Ida Township, Precinct 2 | - | - | - | - | - |
| Polling | - | - | - | - | - |
| AVCB (if used) | - | - | - | - | - |
| Total | - | - | - | - | - |
| LaSalle Township, Precinct 1 | - | - | - | - | - |
| Polling | - | - | - | - | - |
| AVCB (if used) | - | - | - | - | - |
| Total | - | - | - | - | - |
| LaSalle Township, Precinct 2 | - | - | - | - | - |
| Polling | - | - | - | - | - |
| AVCB (if used) | - | - | - | - | - |
| Total | - | - | - | - | - |
| London Township, Precinct 1 | - | - | - | - | - |
| Polling | - | - | - | - | - |
| AVCB (if used) | - | - | - | - | - |
| Total | - | - | - | - | - |
| Milan Township, Precinct 1 | - | - | - | - | - |
| Polling | - | - | - | - | - |
| AVCB (if used) | - | - | - | - | - |
| Total | - | - | - | - | - |
| Monroe Charter Township, Precinct 1 | - | - | - | - | - |
| Polling | - | - | - | - | - |
| AVCB (if used) | - | - | - | - | - |
| Total | - | - | - | - | - |
| Monroe Charter Township, Precinct 2 | - | - | - | - | - |
| Polling | - | - | - | - | - |
| AVCB (if used) | - | - | - | - | - |
| Total | - | - | - | - | - |
| Monroe Charter Township, Precinct 3 | - | - | - | - | - |
| Polling | - | - | - | - | - |
| AVCB (if used) | - | - | - | - | - |
| Total | - | - | - | - | - |
| Monroe Charter Township, Precinct 4 | - | - | - | - | - |
| Polling | - | - | - | - | - |
| AVCB (if used) | - | - | - | - | - |
| Total | - | - | - | - | - |
| Monroe Charter Township, Precinct 5 | - | - | - | - | - |
| Polling | - | - | - | - | - |
| AVCB (if used) | - | - | - | - | - |
| Total | - | - | - | - | - |
| Monroe Charter Township, Precinct 6 | - | - | - | - | - |
| Polling | - | - | - | - | - |
| AVCB (if used) | - | - | - | - | - |
| Total | - | - | - | - | - |
| Raisinville Township, Precinct 1 | - | - | - | - | - |
| Polling | - | - | - | - | - |
| AVCB (if used) | - | - | - | - | - |
| Total | - | - | - | - | - |
| Raisinville Township, Precinct 2 | - | - | - | - | - |
| Polling | - | - | - | - | - |
| AVCB (if used) | - | - | - | - | - |

Statement of Votes Cast
Monroe County, MI
2016 Presidential Primary
SOVC For Jurisdiction Wide, All Counters, All Races

Date:03/09/16
Time:00:11:15
Page:50 of 50

| | Summerfield Fire | | | | | | |
|----------------------------------|------------------|------------------|----------------|-----|--------|-----|--------|
| | Reg Voters | Times Counted | Total Votes | YES | | NO | |
| Total | - | - | - | - | - | - | - |
| Summerfield Township, Precinct 1 | | | | | | | |
| Polling | 2434 | 815 | 798 | 487 | 61.03% | 311 | 38.97% |
| AVCB (if used) | 2434 | 0 | 0 | 0 | - | 0 | - |
| Total | 2434 | 815 | 798 | 487 | 61.03% | 311 | 38.97% |
| Whiteford Township, Precinct 1 | | | | | | | |
| Polling | - | - | - | - | - | - | - |
| AVCB (if used) | - | - | - | - | - | - | - |
| Total | - | - | - | - | - | - | - |
| Whiteford Township, Precinct 2 | | | | | | | |
| Polling | - | - | - | - | - | - | - |
| AVCB (if used) | - | - | - | - | - | - | - |
| Total | - | - | - | - | - | - | - |
| Total | | | | | | | |
| Polling | 2434 | 815 | 798 | 487 | 61.03% | 311 | 38.97% |
| AVCB (if used) | 2434 | 0 | 0 | 0 | - | 0 | - |
| Total | 2434 | 815 | 798 | 487 | 61.03% | 311 | 38.97% |

<HTML>

<PRE>

SUMMARY REPORT

Run Date:03/08/16

RUN TIME:10:53 PM

March 8, 2016

Presidential Primary Election

Montcalm County, MI

STATISTICS

UNOFFICIAL RESULTS

| | VOTES | PERCENT |
|--------------------------------------|--------|---------|
| PRECINCTS COUNTED (OF 32) | 32 | 100.00 |
| REGISTERED VOTERS - TOTAL | 41,865 | |
| BALLOTS CAST - TOTAL | 13,592 | |
| BALLOTS CAST - REPUBLICAN | 8,727 | 64.21 |
| BALLOTS CAST - DEMOCRATIC | 4,590 | 33.77 |
| BALLOTS CAST - NONPARTISAN | 275 | 2.02 |
| VOTER TURNOUT - TOTAL | | 32.47 |

***** (Republican) *****

PRESIDENT OF THE UNITED STATES

Vote for not more than 1

| | | |
|---------------------------|-------|-------|
| Jeb Bush. | 75 | .86 |
| Ben Carson | 201 | 2.31 |
| Chris Christie. | 21 | .24 |
| Ted Cruz. | 2,909 | 33.44 |
| Carly Fiorina | 12 | .14 |
| Lindsey Graham. | 3 | .03 |
| Mike Huckabee | 17 | .20 |
| John R. Kasich. | 1,538 | 17.68 |
| George Pataki | 3 | .03 |
| Rand Paul | 21 | .24 |
| Marco Rubio. | 662 | 7.61 |
| Rick Santorum | 16 | .18 |
| Donald J. Trump | 3,051 | 35.07 |
| Uncommitted. | 167 | 1.92 |
| WRITE-IN. | 4 | .05 |

***** (Democratic) *****

PRESIDENT OF THE UNITED STATES

Vote for not more than 1

| | | |
|------------------------------------|-------|-------|
| Hillary Clinton | 1,681 | 36.82 |
| Roque Rocky De La Fuente | 1 | .02 |
| Martin J. O'Malley | 22 | .48 |
| Bernie Sanders. | 2,762 | 60.49 |
| Uncommitted. | 96 | 2.10 |
| WRITE-IN. | 4 | .09 |

***** (NONPARTISAN) *****

County - Headlee

Vote for not more than 1

| | | |
|---------------|-------|-------|
| YES | 5,429 | 42.35 |
| NO. | 7,389 | 57.65 |

</HTML>

NAME HEADING CANVASS

March 8, 2016
 Presidential Primary
 Montcalm County, MI
 STATISTICS

OFFICIAL RESULTS

RUN DATE:03/09/16 01:44 PM

WITH 32 OF 32 PRECINCTS REPORTING

| | RVT | BCR | BCD | BCN | AAO | |
|-------------------------------|-------|-------|-------|-------|-------|-------|
| | EOO | AAE | AAE | LSN | | |
| | GTT | LSP | LSM | LTP | | |
| | IEA | BCT | LTU | LTO | O A | VTT |
| | SRL | AAO | O B | O C | T R | OUO |
| | TS | LST | T L | T R | S T | TRT |
| | E | LTA | S I | S A | I | ENA |
| | R | O L | C | T | S | ROL |
| | E | T | A | I | A | U |
| | D | S | N | C | N | T |
| | ----- | ----- | ----- | ----- | ----- | ----- |
| 0001 Belvidere Township | 1549 | 507 | 322 | 177 | 8 | 32.73 |
| 0002 Bloomer Township | 829 | 292 | 213 | 72 | 7 | 35.22 |
| 0003 Bushnell Township | 1046 | 289 | 208 | 75 | 6 | 27.63 |
| 0004 Cato Township | 2006 | 679 | 441 | 224 | 14 | 33.85 |
| 0005 Crystal Township | 1844 | 501 | 298 | 191 | 12 | 27.17 |
| 0006 Day Township | 767 | 271 | 188 | 79 | 4 | 35.33 |
| 0007 Douglass Township | 1693 | 570 | 364 | 198 | 8 | 33.67 |
| 0008 Eureka Township, Pct 1 | 1356 | 541 | 320 | 213 | 8 | 39.90 |
| 0009 Eureka Twp, Pct 2 | 1461 | 585 | 360 | 215 | 10 | 40.04 |
| 0010 Evergreen Twp, Pct 1 | 1169 | 317 | 212 | 100 | 5 | 27.12 |
| 0011 Evergreen Twp, Pct 2 | 917 | 269 | 178 | 85 | 6 | 29.33 |
| 0012 Fairplain Township | 1270 | 405 | 275 | 119 | 11 | 31.89 |
| 0013 Ferris Township | 946 | 275 | 183 | 89 | 3 | 29.07 |
| 0014 Home Township | 1822 | 561 | 383 | 162 | 16 | 30.79 |
| 0015 Maple Valley Twp, Pct 1 | 643 | 234 | 168 | 64 | 2 | 36.39 |
| 0016 Maple Valley Twp, Pct 2 | 703 | 270 | 198 | 63 | 9 | 38.41 |
| 0017 Montcalm Township | 2464 | 795 | 509 | 267 | 19 | 32.26 |
| 0018 Pierson Township | 2325 | 796 | 556 | 226 | 14 | 34.24 |
| 0019 Pine Township | 1214 | 418 | 259 | 151 | 8 | 34.43 |
| 0020 Reynolds Township, Pct 1 | 1996 | 564 | 411 | 153 | 0 | 28.26 |
| 0021 Reynolds Township, Pct 2 | 1503 | 423 | 296 | 123 | 4 | 28.14 |
| 0022 Richland Township | 1986 | 645 | 429 | 193 | 23 | 32.48 |
| 0023 Sidney Township | 1845 | 688 | 411 | 261 | 16 | 37.29 |
| 0024 Winfield Township | 1511 | 556 | 404 | 146 | 6 | 36.80 |
| 0025 Carson City | 767 | 213 | 103 | 99 | 11 | 27.77 |
| 0026 Greenville 1-4 | 1417 | 411 | 198 | 204 | 9 | 29.00 |
| 0027 Greenville 1-3 | 3 | 0 | 0 | 0 | 0 | |
| 0028 Greenville 2-4 | 1473 | 468 | 233 | 220 | 15 | 31.77 |
| 0029 Greenville 2-3 | 9 | 0 | 0 | 0 | 0 | |
| 0030 Greenville 3 | 1499 | 576 | 332 | 230 | 14 | 38.43 |
| 0031 Greenville 4 | 1042 | 239 | 126 | 112 | 1 | 22.94 |
| 0032 Stanton | 790 | 234 | 149 | 79 | 6 | 29.62 |
| CANDIDATE TOTALS | 41865 | 13592 | 8727 | 4590 | 275 | 32.47 |

NAME HEADING CANVASS

March 8, 2016
 Presidential Primary
 Montcalm County, MI
 Republican

OFFICIAL RESULTS

RUN DATE:03/09/16 01:44 PM

PRESIDENT OF THE UNITED STATES

WITH 32 OF 32 PRECINCTS REPORTING

Vote for not more than 1

| | J B | B C | C C | T C | C F | L G | M H | J R K | G P | R P | M R | R S |
|-------------------------------|-------|-------|-------|-------|-------|-------|-------|-------|-------|-------|-------|-------|
| | e u | e a | h h | e r | a i | i r | i u | o . a | e a | a a | a u | i a |
| | b s | n r | r r | l r | r o | n a | k c | h s | o t | n u | r b | c n |
| | h | o | i i | y i | d h | s a | e k | b n | r a | d l | c i | k t |
| | e | n | s s | z | a | e m | e | c | g k | e i | o o | r |
| | ----- | ----- | ----- | ----- | ----- | ----- | ----- | ----- | ----- | ----- | ----- | ----- |
| 0001 Belvidere Township | 7 | 6 | 4 | 93 | 0 | 0 | 1 | 46 | 0 | 1 | 28 | 2 |
| 0002 Bloomer Township | 1 | 11 | 0 | 77 | 0 | 0 | 1 | 30 | 0 | 0 | 15 | 1 |
| 0003 Bushnell Township | 0 | 3 | 0 | 70 | 0 | 0 | 0 | 25 | 0 | 0 | 13 | 0 |
| 0004 Cato Township | 6 | 17 | 2 | 140 | 0 | 0 | 1 | 76 | 0 | 0 | 37 | 0 |
| 0005 Crystal Township | 3 | 3 | 2 | 75 | 1 | 0 | 1 | 90 | 0 | 0 | 16 | 0 |
| 0006 Day Township | 1 | 4 | 1 | 65 | 0 | 0 | 0 | 31 | 0 | 2 | 14 | 1 |
| 0007 Douglass Township | 6 | 8 | 0 | 104 | 0 | 0 | 0 | 79 | 0 | 0 | 32 | 1 |
| 0008 Eureka Township, Pct 1 | 1 | 6 | 0 | 111 | 0 | 0 | 2 | 83 | 0 | 0 | 32 | 0 |
| 0009 Eureka Twp, Pct 2 | 1 | 6 | 1 | 105 | 1 | 0 | 0 | 59 | 0 | 1 | 45 | 0 |
| 0010 Evergreen Twp, Pct 1 | 1 | 3 | 0 | 54 | 0 | 0 | 0 | 51 | 0 | 0 | 7 | 0 |
| 0011 Evergreen Twp, Pct 2 | 1 | 4 | 0 | 43 | 0 | 0 | 0 | 50 | 0 | 1 | 17 | 0 |
| 0012 Fairplain Township | 2 | 5 | 0 | 117 | 0 | 0 | 0 | 46 | 0 | 0 | 25 | 1 |
| 0013 Ferris Township | 3 | 10 | 0 | 64 | 0 | 0 | 0 | 16 | 0 | 0 | 14 | 1 |
| 0014 Home Township | 3 | 13 | 3 | 117 | 1 | 0 | 0 | 75 | 1 | 0 | 30 | 2 |
| 0015 Maple Valley Twp, Pct 1 | 3 | 6 | 0 | 81 | 1 | 0 | 0 | 22 | 0 | 0 | 7 | 1 |
| 0016 Maple Valley Twp, Pct 2 | 3 | 2 | 0 | 68 | 0 | 0 | 0 | 26 | 0 | 1 | 22 | 1 |
| 0017 Montcalm Township | 0 | 6 | 0 | 195 | 1 | 0 | 1 | 85 | 0 | 3 | 21 | 0 |
| 0018 Pierson Township | 6 | 8 | 2 | 183 | 3 | 1 | 0 | 81 | 0 | 3 | 37 | 0 |
| 0019 Pine Township | 1 | 3 | 0 | 84 | 0 | 0 | 0 | 57 | 0 | 1 | 12 | 1 |
| 0020 Reynolds Township, Pct 1 | 2 | 9 | 0 | 160 | 0 | 0 | 3 | 65 | 0 | 2 | 26 | 0 |
| 0021 Reynolds Township, Pct 2 | 2 | 4 | 0 | 110 | 0 | 0 | 0 | 36 | 0 | 0 | 16 | 0 |
| 0022 Richland Township | 4 | 13 | 1 | 146 | 1 | 0 | 1 | 53 | 1 | 2 | 38 | 0 |
| 0023 Sidney Township | 1 | 7 | 4 | 135 | 2 | 0 | 0 | 69 | 0 | 1 | 37 | 2 |
| 0024 Winfield Township | 2 | 14 | 0 | 147 | 0 | 0 | 1 | 58 | 0 | 0 | 28 | 0 |
| 0025 Carson City | 1 | 4 | 0 | 21 | 0 | 1 | 0 | 20 | 0 | 0 | 11 | 1 |
| 0026 Greenville 1-4 | 2 | 7 | 0 | 88 | 0 | 0 | 1 | 23 | 1 | 1 | 13 | 0 |
| 0027 Greenville 1-3 | 0 | 0 | 0 | 0 | 0 | 0 | 0 | 0 | 0 | 0 | 0 | 0 |
| 0028 Greenville 2-4 | 3 | 2 | 1 | 68 | 0 | 1 | 0 | 52 | 0 | 1 | 20 | 0 |
| 0029 Greenville 2-3 | 0 | 0 | 0 | 0 | 0 | 0 | 0 | 0 | 0 | 0 | 0 | 0 |
| 0030 Greenville 3 | 6 | 9 | 0 | 90 | 1 | 0 | 2 | 85 | 0 | 1 | 34 | 0 |
| 0031 Greenville 4 | 2 | 1 | 0 | 48 | 0 | 0 | 1 | 23 | 0 | 0 | 4 | 0 |
| 0032 Stanton | 1 | 7 | 0 | 50 | 0 | 0 | 1 | 26 | 0 | 0 | 11 | 1 |
| CANDIDATE TOTALS | 75 | 201 | 21 | 2909 | 12 | 3 | 17 | 1538 | 3 | 21 | 662 | 16 |
| CANDIDATE PERCENT | .86 | 2.31 | .24 | 33.43 | .13 | .03 | .19 | 17.67 | .03 | .24 | 7.60 | .18 |

NAME HEADING CANVASS

March 8, 2016
 Presidential Primary
 Montcalm County, MI
 Republican

OFFICIAL RESULTS

RUN DATE:03/09/16 01:44 PM

PRESIDENT OF THE UNITED STATES

WITH 32 OF 32 PRECINCTS REPORTING

Vote for not more than 1

| | U n c o m m i t e d | W R I T E . I N | |
|-------------------------------|--|--------------------------------------|-----|
| 0001 Belvidere Township | 124 | 7 | 0 |
| 0002 Bloomer Township | 75 | 2 | 0 |
| 0003 Bushnell Township | 95 | 1 | 0 |
| 0004 Cato Township | 147 | 14 | 0 |
| 0005 Crystal Township | 104 | 3 | 0 |
| 0006 Day Township | 64 | 5 | 0 |
| 0007 Douglass Township | 126 | 6 | 1 |
| 0008 Eureka Township, Pct 1 | 76 | 9 | 0 |
| 0009 Eureka Twp, Pct 2 | 130 | 8 | 1 |
| 0010 Evergreen Twp, Pct 1 | 92 | 3 | 0 |
| 0011 Evergreen Twp, Pct 2 | 61 | 1 | 0 |
| 0012 Fairplain Township | 77 | 1 | 0 |
| 0013 Ferris Township | 66 | 9 | 0 |
| 0014 Home Township | 128 | 8 | 0 |
| 0015 Maple Valley Twp, Pct 1 | 45 | 2 | 0 |
| 0016 Maple Valley Twp, Pct 2 | 73 | 1 | 0 |
| 0017 Montcalm Township | 194 | 2 | 0 |
| 0018 Pierson Township | 214 | 18 | 0 |
| 0019 Pine Township | 98 | 2 | 0 |
| 0020 Reynolds Township, Pct 1 | 138 | 4 | 0 |
| 0021 Reynolds Township, Pct 2 | 121 | 6 | 0 |
| 0022 Richland Township | 159 | 8 | 0 |
| 0023 Sidney Township | 141 | 10 | 1 |
| 0024 Winfield Township | 146 | 7 | 0 |
| 0025 Carson City | 43 | 1 | 0 |
| 0026 Greenville 1-4 | 55 | 7 | 0 |
| 0027 Greenville 1-3 | 0 | 0 | 0 |
| 0028 Greenville 2-4 | 71 | 10 | 1 |
| 0029 Greenville 2-3 | 0 | 0 | 0 |
| 0030 Greenville 3 | 96 | 7 | 0 |
| 0031 Greenville 4 | 46 | 1 | 0 |
| 0032 Stanton | 46 | 4 | 0 |
| CANDIDATE TOTALS | 3051 | 167 | 4 |
| CANDIDATE PERCENT | 17.53 | .95 | .02 |

RUN DATE:03/09/16 01:44 PM

PRESIDENT OF THE UNITED STATES

WITH 32 OF 32 PRECINCTS REPORTING

Vote for not more than 1

| | R R F o o u q c e u k n M J O H C e y t a . ' B S m W i l e r M e a m R l i D t a r n i T l n e i l n d i T a t n l i e t E r o L e e r e I y n a y s d N | | | | | |
|-------------------------------|---|-------|-------|-------|-------|-------|
| | ----- | ----- | ----- | ----- | ----- | ----- |
| 0001 Belvidere Township | 75 | 0 | 1 | 96 | 5 | 0 |
| 0002 Bloomer Township | 27 | 0 | 0 | 45 | 0 | 0 |
| 0003 Bushnell Township | 39 | 0 | 0 | 35 | 1 | 0 |
| 0004 Cato Township | 89 | 0 | 1 | 128 | 5 | 0 |
| 0005 Crystal Township | 79 | 0 | 5 | 105 | 1 | 0 |
| 0006 Day Township | 32 | 0 | 0 | 44 | 1 | 0 |
| 0007 Douglass Township | 87 | 1 | 2 | 103 | 1 | 0 |
| 0008 Eureka Township, Pct 1 | 82 | 0 | 1 | 114 | 14 | 0 |
| 0009 Eureka Twp, Pct 2 | 78 | 0 | 0 | 130 | 6 | 0 |
| 0010 Evergreen Twp, Pct 1 | 34 | 0 | 1 | 64 | 1 | 0 |
| 0011 Evergreen Twp, Pct 2 | 32 | 0 | 3 | 50 | 0 | 0 |
| 0012 Fairplain Township | 28 | 0 | 0 | 89 | 2 | 0 |
| 0013 Ferris Township | 38 | 0 | 0 | 46 | 3 | 1 |
| 0014 Home Township | 66 | 0 | 0 | 90 | 4 | 0 |
| 0015 Maple Valley Twp, Pct 1 | 28 | 0 | 0 | 35 | 1 | 0 |
| 0016 Maple Valley Twp, Pct 2 | 20 | 0 | 0 | 41 | 1 | 0 |
| 0017 Montcalm Township | 84 | 0 | 0 | 181 | 1 | 1 |
| 0018 Pierson Township | 70 | 0 | 2 | 144 | 10 | 0 |
| 0019 Pine Township | 56 | 0 | 0 | 95 | 0 | 0 |
| 0020 Reynolds Township, Pct 1 | 50 | 0 | 2 | 99 | 1 | 0 |
| 0021 Reynolds Township, Pct 2 | 40 | 0 | 0 | 82 | 1 | 0 |
| 0022 Richland Township | 75 | 0 | 0 | 110 | 5 | 0 |
| 0023 Sidney Township | 110 | 0 | 0 | 133 | 16 | 0 |
| 0024 Winfield Township | 40 | 0 | 0 | 102 | 4 | 0 |
| 0025 Carson City | 46 | 0 | 1 | 51 | 0 | 0 |
| 0026 Greenville 1-4 | 57 | 0 | 1 | 141 | 4 | 0 |
| 0027 Greenville 1-3 | 0 | 0 | 0 | 0 | 0 | 0 |
| 0028 Greenville 2-4 | 78 | 0 | 1 | 137 | 3 | 1 |
| 0029 Greenville 2-3 | 0 | 0 | 0 | 0 | 0 | 0 |
| 0030 Greenville 3 | 87 | 0 | 1 | 136 | 4 | 1 |
| 0031 Greenville 4 | 27 | 0 | 0 | 84 | 1 | 0 |
| 0032 Stanton | 27 | 0 | 0 | 52 | 0 | 0 |
| CANDIDATE TOTALS | 1681 | 1 | 22 | 2762 | 96 | 4 |
| CANDIDATE PERCENT | 36.81 | .02 | .48 | 60.49 | 2.10 | .08 |

| | | | | | | | | | | | | | |
|----------|-------|-----------|----------|----------|-----------|----------|-------|-----------|----------|-------------|-----------|----------|---------------------------|
| 4th Cong | Rubio | 3rd Cong. | 4th Cong | Santorum | 3rd Cong. | 4th Cong | Trump | 3rd Cong. | 4th Cong | Uncommitted | 3rd Cong. | 4th Cong | Total Republican Votes |
| 21 | 662 | 32 | 630 | 16 | 0 | 16 | 3051 | 76 | 2975 | 167 | 9 | 156 | |
| -1 | | 45 | -45 | | 0 | 0 | | 130 | -130 | | 8 | -8 | |
| 0 | | 0 | 0 | | 0 | 0 | | | 0 | | 0 | 0 | |
| 0 | | 0 | 0 | | 0 | 0 | | 0 | 0 | | 0 | 0 | |
| 20 | 662 | 77 | 585 | 16 | 0 | 16 | 3051 | 206 | 2845 | 167 | 17 | 150 | |
| 21 | | | 662 | | | 16 | | | 3051 | | | 167 | 8686 |

Statement of Votes Cast
Montmorency County, MI
2016 Presidential Primary

SOVC For Jurisdiction Wide, All Counters, All Races

Date:03/08/16
Time:21:54:48
Page:1 of 9

| | TURN OUT | | |
|----------------------------------|----------------|---------------|--------------|
| | Reg. Voters | Cards Cast | % Turnout |
| Jurisdiction Wide | | | |
| Albert Township, Precinct 1 | 2096 | 743 | 35.45% |
| Avery Township, Precinct 1 | 554 | 209 | 37.73% |
| Briley Township, Precinct 1 | 1623 | 573 | 35.30% |
| Hillman Township, Precinct 1 | 1564 | 604 | 38.62% |
| Loud Township, Precinct 1 | 243 | 125 | 51.44% |
| Montmorency Township, Precinct 1 | 524 | 213 | 40.65% |
| Montmorency Township, Precinct 2 | 428 | 177 | 41.36% |
| Rust Township, Precinct 1 | 396 | 142 | 35.86% |
| Vienna Township, Precinct 1 | 451 | 184 | 40.80% |
| Total | 7879 | 2970 | 37.70% |

Statement of Votes Cast
Montmorency County, MI
2016 Presidential Primary

SOVC For Jurisdiction Wide, All Counters, All Races

Date:03/08/16
Time:21:54:48
Page:2 of 9

REP President

| | Reg. Voters | Times Counted | Total Votes | Job Bush (REP) | Ben Carson (REP) | Chris Christie (REP) | Ted Cruz (REP) |
|------------------------------------|----------------|------------------|----------------|----------------|------------------|-------------------------|----------------|
| Jurisdiction Wide | | | | | | | |
| ✓ Albert Township, Precinct 1 | 2096 | 498 | 497 | 4 | 9 | 0 | 83 |
| ✓ Avery Township, Precinct 1 | 554 | 169 | 168 | 0 | 2 | 0 | 41 |
| ✓ Briley Township, Precinct 1 | 1623 | 406 | 404 | 2 | 11 | 0 | 80 |
| ✓ Hillman Township, Precinct 1 | 1564 | 408 | 408 | 4 | 8 | 0 | 85 |
| ✓ Loud Township, Precinct 1 | 243 | 84 | 84 | 1 | 0 | 0 | 18 |
| ✓ Montmorency Township, Precinct 1 | 524 | 140 | 140 | 4 | 2 | 0 | 37 |
| ✓ Montmorency Township, Precinct 2 | 428 | 133 | 132 | 1 | 0 | 0 | 23 |
| ✓ Rust Township, Precinct 1 | 396 | 100 | 99 | 0 | 4 | 0 | 19 |
| Vienna Township, Precinct 1 | 451 | 118 | 118 | 0 | 2 | 0 | 17 |
| Total | 7879 | 2056 | 2050 | 16 | 38 | 0 | 403 |

Statement of Votes Cast
Montmorency County, MI
2016 Presidential Primary
SOVC For Jurisdiction Wide, All Counters, All Races

Date:03/08/16
Time:21:54:48
Page:3 of 9

| Jurisdiction Wide | REP President | | | | |
|----------------------------------|------------------------|-------------------------|------------------------|-------------------------|------------------------|
| | Carly Fiorina (REP) | Lindsey Graham (REP) | Mike Huckabee (REP) | John R. Kasich (REP) | George Pataki (REP) |
| Albert Township, Precinct 1 | 2 0.40% | 0 0.00% | 0 0.00% | 97 19.52% | 1 0.20% |
| Avery Township, Precinct 1 | 0 0.00% | 0 0.00% | 1 0.60% | 20 11.90% | 0 0.00% |
| Briley Township, Precinct 1 | 0 0.00% | 0 0.00% | 0 0.00% | 47 11.63% | 0 0.00% |
| Hillman Township, Precinct 1 | 2 0.49% | 0 0.00% | 1 0.25% | 53 12.99% | 0 0.00% |
| Loud Township, Precinct 1 | 0 0.00% | 0 0.00% | 0 0.00% | 18 21.43% | 0 0.00% |
| Montmorency Township, Precinct 1 | 0 0.00% | 0 0.00% | 3 2.14% | 14 10.00% | 0 0.00% |
| Montmorency Township, Precinct 2 | 0 0.00% | 0 0.00% | 0 0.00% | 35 26.52% | 0 0.00% |
| Rust Township, Precinct 1 | 0 0.00% | 0 0.00% | 0 0.00% | 18 18.18% | 0 0.00% |
| Vienna Township, Precinct 1 | 0 0.00% | 0 0.00% | 0 0.00% | 23 19.49% | 0 0.00% |
| Total | 4 0.20% | 0 0.00% | 5 0.24% | 325 15.85% | 1 0.05% |

Statement of Votes Cast
Montmorency County, MI
2016 Presidential Primary
SOVC For Jurisdiction Wide, All Counters, All Races

Date: 03/08/16
Time: 21:54:48
Page: 4 of 9

| Jurisdiction Wide | REP President | | | | | Uncommitted |
|----------------------------------|-----------------|-------------------|---------------------|-----------------------|----|-------------|
| | Rand Paul (REP) | Marco Rubio (REP) | Rick Santorum (REP) | Donald J. Trump (REP) | | |
| Albert Township, Precinct 1 | 3 | 43 | 0 | 241 | 14 | 2.82% |
| Avery Township, Precinct 1 | 1 | 16 | 0 | 85 | 2 | 1.19% |
| Briley Township, Precinct 1 | 4 | 25 | 0 | 232 | 3 | 0.74% |
| Hillman Township, Precinct 1 | 1 | 38 | 0 | 200 | 16 | 3.92% |
| Loud Township, Precinct 1 | 0 | 7 | 1 | 38 | 1 | 1.19% |
| Montmorency Township, Precinct 1 | 0 | 8 | 0 | 70 | 2 | 1.43% |
| Montmorency Township, Precinct 2 | 0 | 6 | 0 | 65 | 2 | 1.52% |
| Rust Township, Precinct 1 | 2 | 5 | 0 | 50 | 1 | 1.01% |
| Vienna Township, Precinct 1 | 2 | 7 | 0 | 65 | 2 | 1.69% |
| Total | 13 | 155 | 1 | 1046 | 43 | 2.10% |

Statement of Votes Cast
Montmorency County, MI
2016 Presidential Primary
SOVC For Jurisdiction Wide, All Counters, All Races

Date: 03/08/16
Time: 21:54:48
Page: 6 of 9

| Jurisdiction Wide | DEM President | | | | | | |
|----------------------------------|---------------|---------------|-------------|-----------------------|--------------------------|--------------------------|----------------------|
| | Reg. Voters | Times Counted | Total Votes | Hillary Clinton (DEM) | Rocky De La Fuente (DEM) | Martin J. O'Malley (DEM) | Bernie Sanders (DEM) |
| Albert Township, Precinct 1 | 2096 | 206 | 203 | 100 49.26% | 1 0.49% | 1 0.49% | 90 44.33% |
| Avery Township, Precinct 1 | 554 | 34 | 34 | 14 41.18% | 0 0.00% | 0 0.00% | 17 50.00% |
| Briley Township, Precinct 1 | 1623 | 157 | 156 | 70 44.87% | 0 0.00% | 0 0.00% | 81 51.92% |
| Hillman Township, Precinct 1 | 1564 | 178 | 177 | 96 54.24% | 0 0.00% | 0 0.00% | 76 42.94% |
| Loud Township, Precinct 1 | 243 | 39 | 39 | 10 25.64% | 0 0.00% | 0 0.00% | 29 74.36% |
| Montmorency Township, Precinct 1 | 524 | 67 | 67 | 36 53.73% | 0 0.00% | 0 0.00% | 31 46.27% |
| Montmorency Township, Precinct 2 | 428 | 36 | 36 | 22 61.11% | 0 0.00% | 0 0.00% | 13 36.11% |
| Rust Township, Precinct 1 | 396 | 37 | 36 | 17 47.22% | 0 0.00% | 0 0.00% | 18 50.00% |
| Vienna Township, Precinct 1 | 451 | 58 | 58 | 27 46.55% | 0 0.00% | 0 0.00% | 28 48.28% |
| Total | 7879 | 812 | 806 | 392 48.64% | 1 0.12% | 1 0.12% | 383 47.52% |

Statement of Votes Cast
Montmorency County, MI
2016 Presidential Primary
SOVC For Jurisdiction Wide, All Counters, All Races

Date: 03/08/16
 Time: 21:54:48
 Page: 7 of 9

| | DEM President | | | Sheriff Renewal Prop | | | | | | | |
|----------------------------------|---------------|----------------|---|----------------------|---------------|-------------|------|------|--------|------|--------|
| | Uncommitted | Write-In Votes | | Reg. Voters | Times Counted | Total Votes | YES | NO | | | |
| Jurisdiction Wide | | | | | | | | | | | |
| Albert Township, Precinct 1 | 10 | 4.93% | 1 | 0.49% | 2096 | 743 | 734 | 470 | 64.03% | 264 | 35.97% |
| Avery Township, Precinct 1 | 3 | 8.82% | 0 | 0.00% | 554 | 209 | 204 | 119 | 58.33% | 85 | 41.67% |
| Briley Township, Precinct 1 | 5 | 3.21% | 0 | 0.00% | 1623 | 573 | 560 | 369 | 65.89% | 191 | 34.11% |
| Hillman Township, Precinct 1 | 5 | 2.82% | 0 | 0.00% | 1564 | 604 | 595 | 387 | 65.04% | 208 | 34.96% |
| Loud Township, Precinct 1 | 0 | 0.00% | 0 | 0.00% | 243 | 125 | 124 | 65 | 52.42% | 59 | 47.58% |
| Montmorency Township, Precinct 1 | 0 | 0.00% | 0 | 0.00% | 524 | 213 | 212 | 101 | 47.64% | 111 | 52.36% |
| Montmorency Township, Precinct 2 | 1 | 2.78% | 0 | 0.00% | 428 | 177 | 174 | 138 | 79.31% | 36 | 20.69% |
| Rust Township, Precinct 1 | 1 | 2.78% | 0 | 0.00% | 396 | 142 | 142 | 90 | 63.38% | 52 | 36.62% |
| Vienna Township, Precinct 1 | 3 | 5.17% | 0 | 0.00% | 451 | 184 | 179 | 110 | 61.45% | 69 | 38.55% |
| Total | 28 | 3.47% | 1 | 0.12% | 7879 | 2970 | 2924 | 1849 | 63.24% | 1075 | 36.76% |

Statement of Votes Cast
Montmorency County, MI
2016 Presidential Primary
SOVC For Jurisdiction Wide, All Counters, All Races

Date:03/08/16
Time:21:54:48
Page:8 of 9

THE WHOLE NUMBER OF VOTES GIVEN: REP President
WAS 2050 (OF WHICH)

| | | |
|-----------------------|----------|------|
| Jeb Bush (REP) | RECEIVED | 16 |
| Ben Carson (REP) | RECEIVED | 38 |
| Chris Christie (REP) | RECEIVED | 0 |
| Ted Cruz (REP) | RECEIVED | 403 |
| Carly Fiorina (REP) | RECEIVED | 4 |
| Lindsey Graham (REP) | RECEIVED | 0 |
| Mike Huckabee (REP) | RECEIVED | 5 |
| John R. Kasich (REP) | RECEIVED | 325 |
| George Pataki (REP) | RECEIVED | 1 |
| Rand Paul (REP) | RECEIVED | 13 |
| Marco Rubio (REP) | RECEIVED | 155 |
| Rick Santorum (REP) | RECEIVED | 1 |
| Donald J. Trump (REP) | RECEIVED | 1046 |
| Uncommitted | RECEIVED | 43 |
| Write-In Votes | RECEIVED | 0 |

THE WHOLE NUMBER OF VOTES GIVEN: DEM President
WAS 806 (OF WHICH)

| | | |
|--------------------------|----------|-----|
| Hillary Clinton (DEM) | RECEIVED | 392 |
| Rocky De La Fuente (DEM) | RECEIVED | 1 |
| Martin J. O'Malley (DEM) | RECEIVED | 1 |
| Bernie Sanders (DEM) | RECEIVED | 383 |
| Uncommitted | RECEIVED | 28 |
| Write-In Votes | RECEIVED | 1 |

THE WHOLE NUMBER OF VOTES GIVEN: Sheriff Renewal Prop
WAS 2924 (OF WHICH)

| | | |
|-----|----------|------|
| YES | RECEIVED | 1849 |
| NO | RECEIVED | 1075 |

Statement of Votes Cast
Montmorency County, MI
2016 Presidential Primary
SOVC For Jurisdiction Wide, All Counters, All Races

Date:03/08/16
Time:21:54:48
Page:9 of 9

Montmorency County Sheriff Renewal Proposal

A renewal for the purpose of retaining 4 certified law enforcement officers (deputies), a drug narcotics enforcement officer, and necessary vehicles, equipment and other related expenses, and partial compensation and expenses for a public service clerk, shall the Constitutional limitation upon the total amount of general ad valorem taxes imposed upon real and tangible personal property for all purposes in any one year be increased in the County of Montmorency, Michigan by 1.00 (1) mill (which is equal to \$1 per \$1000 of taxable value of all such property) for a period of four (4) years 2016 through 2019 inclusive?

If approved and levied in full, this millage will raise an estimated \$495,000 in the first calendar year based on taxable value.

THE WHOLE NUMBER OF VOTES GIVEN: Sheriff Renewal Prop
WAS 2924 (OF WHICH)

| | | |
|-----|----------|------|
| YES | RECEIVED | 1849 |
| NO | RECEIVED | 1075 |

| Names of Townships and Election Districts | | PollBook | BALLOTS CAST - TOTAL | | | | | | | | | | Totals |
|--|------------|----------|----------------------|--|--|--|--|--|--|--|--|--|--------|
| | | | BALLOTS CAST - TOTAL | | | | | | | | | | |
| MUSKEGON 61 | | | | | | | | | | | | | |
| Section 1 | | | | | | | | | | | | | |
| BLUE LAKE TOWNSHIP | Precinct 1 | | 537 | | | | | | | | | | 537 |
| | Total | | 537 | | | | | | | | | | 537 |
| CASNOVIA TOWNSHIP | Precinct 1 | | 650 | | | | | | | | | | 650 |
| | Total | | 650 | | | | | | | | | | 650 |
| CEDAR CREEK TOWNSHIP | Precinct 1 | | 609 | | | | | | | | | | 609 |
| | Total | | 609 | | | | | | | | | | 609 |
| DALTON TOWNSHIP | Precinct 1 | | 663 | | | | | | | | | | 663 |
| | Precinct 2 | | 335 | | | | | | | | | | 335 |
| | Precinct 3 | | 267 | | | | | | | | | | 267 |
| | Precinct 4 | | 577 | | | | | | | | | | 577 |
| | Total | | 1842 | | | | | | | | | | 1842 |
| EGELSTON TOWNSHIP | Precinct 1 | | 557 | | | | | | | | | | 557 |
| | Precinct 2 | | 815 | | | | | | | | | | 815 |
| | Precinct 3 | | 656 | | | | | | | | | | 656 |
| | Total | | 2028 | | | | | | | | | | 2028 |
| FRUITLAND TOWNSHIP | Precinct 1 | | 834 | | | | | | | | | | 834 |
| | Precinct 2 | | 718 | | | | | | | | | | 718 |
| | Total | | 1552 | | | | | | | | | | 1552 |
| FRUITPORT TOWNSHIP | Precinct 1 | | 996 | | | | | | | | | | 996 |
| | Precinct 2 | | 795 | | | | | | | | | | 795 |
| | Precinct 3 | | 960 | | | | | | | | | | 960 |
| | Precinct 4 | | 1039 | | | | | | | | | | 1039 |
| | Total | | 3790 | | | | | | | | | | 3790 |
| HOLTON TOWNSHIP | Precinct 1 | | 456 | | | | | | | | | | 456 |
| | Total | | 456 | | | | | | | | | | 456 |
| LAKETON TOWNSHIP | Precinct 1 | | 673 | | | | | | | | | | 673 |
| | Precinct 2 | | 980 | | | | | | | | | | 980 |
| | Precinct 3 | | 713 | | | | | | | | | | 713 |
| | Total | | 2366 | | | | | | | | | | 2366 |
| MONTAGUE TOWNSHIP | Precinct 1 | | 410 | | | | | | | | | | 410 |
| | Total | | 410 | | | | | | | | | | 410 |
| MOORLAND TOWNSHIP | Precinct 1 | | 415 | | | | | | | | | | 415 |
| | Total | | 415 | | | | | | | | | | 415 |
| MUSKEGON TOWNSHIP | Precinct 1 | | 457 | | | | | | | | | | 457 |
| | Precinct 2 | | 498 | | | | | | | | | | 498 |
| | Precinct 3 | | 730 | | | | | | | | | | 730 |
| | Precinct 4 | | 694 | | | | | | | | | | 694 |
| | Precinct 5 | | 481 | | | | | | | | | | 481 |
| | Precinct 6 | | 464 | | | | | | | | | | 464 |
| | Precinct 7 | | 300 | | | | | | | | | | 300 |
| | Total | | 3624 | | | | | | | | | | 3624 |
| RAVENNA TOWNSHIP | Precinct 1 | | 737 | | | | | | | | | | 737 |
| | Total | | 737 | | | | | | | | | | 737 |
| SULLIVAN TOWNSHIP | Precinct 1 | | 615 | | | | | | | | | | 615 |
| | Total | | 615 | | | | | | | | | | 615 |
| WHITE RIVER TOWNSHIP | Precinct 1 | | 433 | | | | | | | | | | 433 |
| | Total | | 433 | | | | | | | | | | 433 |
| WHITEHALL TOWNSHIP | Precinct 1 | | 460 | | | | | | | | | | 460 |
| | Total | | 460 | | | | | | | | | | 460 |
| Townships Totals | | | 20524 | | | | | | | | | | 20524 |

| Names of Townships and Election Districts | | PollBook | BALLOTS CAST - TOTAL | | | | | | | | | | | | Totals |
|---|-------------|----------|----------------------|--|--|--|--|--|--|--|--|--|--|--|--------|
| | | | BALLOTS CAST - TOTAL | | | | | | | | | | | | |
| MUSKEGON 61 | | | | | | | | | | | | | | | |
| Section 2 | | | | | | | | | | | | | | | |
| MONTAGUE CITY | Precinct 1 | | 629 | | | | | | | | | | | | 629 |
| | Total | | 629 | | | | | | | | | | | | 629 |
| MUSKEGON CITY | Precinct 1 | | 344 | | | | | | | | | | | | 344 |
| | Precinct 10 | | 598 | | | | | | | | | | | | 598 |
| | Precinct 11 | | 572 | | | | | | | | | | | | 572 |
| | Precinct 12 | | 711 | | | | | | | | | | | | 711 |
| | Precinct 13 | | 643 | | | | | | | | | | | | 643 |
| | Precinct 14 | | 584 | | | | | | | | | | | | 584 |
| | Precinct 2 | | 413 | | | | | | | | | | | | 413 |
| | Precinct 3 | | 405 | | | | | | | | | | | | 405 |
| | Precinct 4 | | 428 | | | | | | | | | | | | 428 |
| | Precinct 5 | | 330 | | | | | | | | | | | | 330 |
| | Precinct 6 | | 289 | | | | | | | | | | | | 289 |
| | Precinct 7 | | 447 | | | | | | | | | | | | 447 |
| | Precinct 8 | | 291 | | | | | | | | | | | | 291 |
| | Precinct 9 | | 406 | | | | | | | | | | | | 406 |
| | Total | | 6382 | | | | | | | | | | | | 6382 |
| MUSKEGON HEIGHTS CITY | Precinct 1 | | 427 | | | | | | | | | | | | 427 |
| | Precinct 2 | | 341 | | | | | | | | | | | | 341 |
| | Precinct 3 | | 310 | | | | | | | | | | | | 310 |
| | Precinct 4 | | 442 | | | | | | | | | | | | 442 |
| | Total | | 1520 | | | | | | | | | | | | 1520 |
| NORTH MUSKEGON CITY | Precinct 1 | | 572 | | | | | | | | | | | | 572 |
| | Precinct 2 | | 781 | | | | | | | | | | | | 781 |
| | Total | | 1353 | | | | | | | | | | | | 1353 |
| NORTON SHORES CITY | Precinct 1 | | 364 | | | | | | | | | | | | 364 |
| | Precinct 10 | | 1005 | | | | | | | | | | | | 1005 |
| | Precinct 2 | | 649 | | | | | | | | | | | | 649 |
| | Precinct 3 | | 531 | | | | | | | | | | | | 531 |
| | Precinct 4 | | 587 | | | | | | | | | | | | 587 |
| | Precinct 5 | | 787 | | | | | | | | | | | | 787 |
| | Precinct 6 | | 672 | | | | | | | | | | | | 672 |
| | Precinct 7 | | 883 | | | | | | | | | | | | 883 |
| | Precinct 8 | | 841 | | | | | | | | | | | | 841 |
| | Precinct 9 | | 750 | | | | | | | | | | | | 750 |
| | Total | | 7069 | | | | | | | | | | | | 7069 |
| ROOSEVELT PARK CITY | Precinct 1 | | 562 | | | | | | | | | | | | 562 |
| | Precinct 2 | | 520 | | | | | | | | | | | | 520 |
| | Total | | 1082 | | | | | | | | | | | | 1082 |
| WHITEHALL CITY | Precinct 1 | | 705 | | | | | | | | | | | | 705 |
| | Total | | 705 | | | | | | | | | | | | 705 |
| Cities Totals | | | 18720 | | | | | | | | | | | | 18720 |
| Townships Totals | | | 20524 | | | | | | | | | | | | 20524 |
| Grand Totals | | | 39244 | | | | | | | | | | | | 39244 |

| Names of Townships and Election Districts | | PollBook | BALLOTS CAST - REPUBLICAN | | | | | | | | | | | | Totals |
|--|------------|----------|-------------------------------------|--|--|--|--|--|--|--|--|--|--|--|--------|
| | | | REP BALLOTS CAST - REPUBLICAN | | | | | | | | | | | | |
| MUSKEGON 61 | | | | | | | | | | | | | | | |
| Section 1 | | | | | | | | | | | | | | | |
| BLUE LAKE TOWNSHIP | Precinct 1 | | 297 | | | | | | | | | | | | 297 |
| | Total | | 297 | | | | | | | | | | | | 297 |
| CASNOVIA TOWNSHIP | Precinct 1 | | 469 | | | | | | | | | | | | 469 |
| | Total | | 469 | | | | | | | | | | | | 469 |
| CEDAR CREEK TOWNSHIP | Precinct 1 | | 352 | | | | | | | | | | | | 352 |
| | Total | | 352 | | | | | | | | | | | | 352 |
| DALTON TOWNSHIP | Precinct 1 | | 396 | | | | | | | | | | | | 396 |
| | Precinct 2 | | 0 | | | | | | | | | | | | 0 |
| | Precinct 3 | | 119 | | | | | | | | | | | | 119 |
| | Precinct 4 | | 312 | | | | | | | | | | | | 312 |
| | Total | | 827 | | | | | | | | | | | | 827 |
| EGELSTON TOWNSHIP | Precinct 1 | | 257 | | | | | | | | | | | | 257 |
| | Precinct 2 | | 419 | | | | | | | | | | | | 419 |
| | Precinct 3 | | 282 | | | | | | | | | | | | 282 |
| | Total | | 958 | | | | | | | | | | | | 958 |
| FRUITLAND TOWNSHIP | Precinct 1 | | 602 | | | | | | | | | | | | 602 |
| | Precinct 2 | | 411 | | | | | | | | | | | | 411 |
| | Total | | 913 | | | | | | | | | | | | 913 |
| FRUITPORT TOWNSHIP | Precinct 1 | | 666 | | | | | | | | | | | | 666 |
| | Precinct 2 | | 449 | | | | | | | | | | | | 449 |
| | Precinct 3 | | 538 | | | | | | | | | | | | 538 |
| | Precinct 4 | | 652 | | | | | | | | | | | | 652 |
| | Total | | 2305 | | | | | | | | | | | | 2305 |
| HOLTON TOWNSHIP | Precinct 1 | | 256 | | | | | | | | | | | | 256 |
| | Total | | 256 | | | | | | | | | | | | 256 |
| LAKETON TOWNSHIP | Precinct 1 | | 415 | | | | | | | | | | | | 415 |
| | Precinct 2 | | 623 | | | | | | | | | | | | 623 |
| | Precinct 3 | | 383 | | | | | | | | | | | | 383 |
| | Total | | 1321 | | | | | | | | | | | | 1321 |
| MONTAGUE TOWNSHIP | Precinct 1 | | 238 | | | | | | | | | | | | 238 |
| | Total | | 238 | | | | | | | | | | | | 238 |
| MOORLAND TOWNSHIP | Precinct 1 | | 282 | | | | | | | | | | | | 282 |
| | Total | | 282 | | | | | | | | | | | | 282 |
| MUSKEGON TOWNSHIP | Precinct 1 | | 162 | | | | | | | | | | | | 162 |
| | Precinct 2 | | 224 | | | | | | | | | | | | 224 |
| | Precinct 3 | | 417 | | | | | | | | | | | | 417 |
| | Precinct 4 | | 318 | | | | | | | | | | | | 318 |
| | Precinct 5 | | 227 | | | | | | | | | | | | 227 |
| | Precinct 6 | | 197 | | | | | | | | | | | | 197 |
| | Precinct 7 | | 123 | | | | | | | | | | | | 123 |
| | Total | | 1668 | | | | | | | | | | | | 1668 |
| RAVENNA TOWNSHIP | Precinct 1 | | 540 | | | | | | | | | | | | 540 |
| | Total | | 540 | | | | | | | | | | | | 540 |
| SULLIVAN TOWNSHIP | Precinct 1 | | 394 | | | | | | | | | | | | 394 |
| | Total | | 394 | | | | | | | | | | | | 394 |
| WHITE RIVER TOWNSHIP | Precinct 1 | | 270 | | | | | | | | | | | | 270 |
| | Total | | 270 | | | | | | | | | | | | 270 |
| WHITEHALL TOWNSHIP | Precinct 1 | | 278 | | | | | | | | | | | | 278 |
| | Total | | 278 | | | | | | | | | | | | 278 |
| Townships Totals | | | 11368 | | | | | | | | | | | | 11368 |

| Names of Townships and Election Districts | | PollBook | BALLOTS CAST - REPUBLICAN | | | | | | | | | | | | Totals |
|---|-------------|----------|-------------------------------------|--|--|--|--|--|--|--|--|--|--|--|--------|
| | | | REP BALLOTS CAST - REPUBLICAN | | | | | | | | | | | | |
| MUSKEGON 61 | | | | | | | | | | | | | | | |
| Section 2 | | | | | | | | | | | | | | | |
| MONTAGUE CITY | Precinct 1 | | 344 | | | | | | | | | | | | 344 |
| | Total | | 344 | | | | | | | | | | | | 344 |
| MUSKEGON CITY | Precinct 1 | | 75 | | | | | | | | | | | | 75 |
| | Precinct 10 | | 203 | | | | | | | | | | | | 203 |
| | Precinct 11 | | 217 | | | | | | | | | | | | 217 |
| | Precinct 12 | | 266 | | | | | | | | | | | | 266 |
| | Precinct 13 | | 183 | | | | | | | | | | | | 183 |
| | Precinct 14 | | 289 | | | | | | | | | | | | 289 |
| | Precinct 2 | | 59 | | | | | | | | | | | | 59 |
| | Precinct 3 | | 77 | | | | | | | | | | | | 77 |
| | Precinct 4 | | 118 | | | | | | | | | | | | 118 |
| | Precinct 5 | | 27 | | | | | | | | | | | | 27 |
| | Precinct 6 | | 65 | | | | | | | | | | | | 65 |
| | Precinct 7 | | 84 | | | | | | | | | | | | 84 |
| | Precinct 8 | | 61 | | | | | | | | | | | | 61 |
| | Precinct 9 | | 64 | | | | | | | | | | | | 64 |
| | Total | | 1798 | | | | | | | | | | | | 1798 |
| MUSKEGON HEIGHTS CITY | Precinct 1 | | 14 | | | | | | | | | | | | 14 |
| | Precinct 2 | | 1 | | | | | | | | | | | | 1 |
| | Precinct 3 | | 18 | | | | | | | | | | | | 18 |
| | Precinct 4 | | 27 | | | | | | | | | | | | 27 |
| | Total | | 60 | | | | | | | | | | | | 60 |
| NORTH MUSKEGON CITY | Precinct 1 | | 298 | | | | | | | | | | | | 298 |
| | Precinct 2 | | 544 | | | | | | | | | | | | 544 |
| | Total | | 842 | | | | | | | | | | | | 842 |
| NORTON SHORES CITY | Precinct 1 | | 168 | | | | | | | | | | | | 168 |
| | Precinct 10 | | 592 | | | | | | | | | | | | 592 |
| | Precinct 2 | | 347 | | | | | | | | | | | | 347 |
| | Precinct 3 | | 286 | | | | | | | | | | | | 286 |
| | Precinct 4 | | 363 | | | | | | | | | | | | 363 |
| | Precinct 5 | | 453 | | | | | | | | | | | | 453 |
| | Precinct 6 | | 384 | | | | | | | | | | | | 384 |
| | Precinct 7 | | 507 | | | | | | | | | | | | 507 |
| | Precinct 8 | | 490 | | | | | | | | | | | | 490 |
| | Precinct 9 | | 379 | | | | | | | | | | | | 379 |
| | Total | | 3989 | | | | | | | | | | | | 3989 |
| ROOSEVELT PARK CITY | Precinct 1 | | 275 | | | | | | | | | | | | 275 |
| | Precinct 2 | | 215 | | | | | | | | | | | | 215 |
| | Total | | 490 | | | | | | | | | | | | 490 |
| WHITEHALL CITY | Precinct 1 | | 371 | | | | | | | | | | | | 371 |
| | Total | | 371 | | | | | | | | | | | | 371 |
| Cities Totals | | | 7874 | | | | | | | | | | | | 7874 |
| Townships Totals | | | 11368 | | | | | | | | | | | | 11368 |
| Grand Totals | | | 19242 | | | | | | | | | | | | 19242 |

| Names of Townships and Election Districts | | Pollbook | BALLOTS CAST - DEMOCRATIC | | | | | | | | | | | | Totals |
|---|------------|----------|-----------------------------------|--|--|--|--|--|--|--|--|--|--|--|--------|
| | | | DEM BALLOTS CAST - DEMOC | | | | | | | | | | | | |
| MUSKEGON 61 | | | | | | | | | | | | | | | |
| Section 1 | | | | | | | | | | | | | | | |
| BLUE LAKE TOWNSHIP | Precinct 1 | | 240 | | | | | | | | | | | | 240 |
| | Total | | 240 | | | | | | | | | | | | 240 |
| CASNOVIA TOWNSHIP | Precinct 1 | | 181 | | | | | | | | | | | | 181 |
| | Total | | 181 | | | | | | | | | | | | 181 |
| CEDAR CREEK TOWNSHIP | Precinct 1 | | 257 | | | | | | | | | | | | 257 |
| | Total | | 257 | | | | | | | | | | | | 257 |
| DALTON TOWNSHIP | Precinct 1 | | 287 | | | | | | | | | | | | 287 |
| | Precinct 2 | | 0 | | | | | | | | | | | | 0 |
| | Precinct 3 | | 148 | | | | | | | | | | | | 148 |
| | Precinct 4 | | 265 | | | | | | | | | | | | 265 |
| | Total | | 680 | | | | | | | | | | | | 680 |
| EGELSTON TOWNSHIP | Precinct 1 | | 300 | | | | | | | | | | | | 300 |
| | Precinct 2 | | 396 | | | | | | | | | | | | 396 |
| | Precinct 3 | | 374 | | | | | | | | | | | | 374 |
| | Total | | 1070 | | | | | | | | | | | | 1070 |
| FRUITLAND TOWNSHIP | Precinct 1 | | 332 | | | | | | | | | | | | 332 |
| | Precinct 2 | | 307 | | | | | | | | | | | | 307 |
| | Total | | 639 | | | | | | | | | | | | 639 |
| FRUITPORT TOWNSHIP | Precinct 1 | | 330 | | | | | | | | | | | | 330 |
| | Precinct 2 | | 346 | | | | | | | | | | | | 346 |
| | Precinct 3 | | 422 | | | | | | | | | | | | 422 |
| | Precinct 4 | | 387 | | | | | | | | | | | | 387 |
| | Total | | 1485 | | | | | | | | | | | | 1485 |
| HOLTON TOWNSHIP | Precinct 1 | | 200 | | | | | | | | | | | | 200 |
| | Total | | 200 | | | | | | | | | | | | 200 |
| LAKETON TOWNSHIP | Precinct 1 | | 258 | | | | | | | | | | | | 258 |
| | Precinct 2 | | 457 | | | | | | | | | | | | 457 |
| | Precinct 3 | | 330 | | | | | | | | | | | | 330 |
| | Total | | 1045 | | | | | | | | | | | | 1045 |
| MONTAGUE TOWNSHIP | Precinct 1 | | 172 | | | | | | | | | | | | 172 |
| | Total | | 172 | | | | | | | | | | | | 172 |
| MOORLAND TOWNSHIP | Precinct 1 | | 133 | | | | | | | | | | | | 133 |
| | Total | | 133 | | | | | | | | | | | | 133 |
| MUSKEGON TOWNSHIP | Precinct 1 | | 295 | | | | | | | | | | | | 295 |
| | Precinct 2 | | 274 | | | | | | | | | | | | 274 |
| | Precinct 3 | | 313 | | | | | | | | | | | | 313 |
| | Precinct 4 | | 376 | | | | | | | | | | | | 376 |
| | Precinct 5 | | 254 | | | | | | | | | | | | 254 |
| | Precinct 6 | | 287 | | | | | | | | | | | | 287 |
| | Precinct 7 | | 177 | | | | | | | | | | | | 177 |
| | Total | | 1956 | | | | | | | | | | | | 1956 |
| RAVENNA TOWNSHIP | Precinct 1 | | 197 | | | | | | | | | | | | 197 |
| | Total | | 197 | | | | | | | | | | | | 197 |
| SULLIVAN TOWNSHIP | Precinct 1 | | 221 | | | | | | | | | | | | 221 |
| | Total | | 221 | | | | | | | | | | | | 221 |
| WHITE RIVER TOWNSHIP | Precinct 1 | | 163 | | | | | | | | | | | | 163 |
| | Total | | 163 | | | | | | | | | | | | 163 |
| WHITEHALL TOWNSHIP | Precinct 1 | | 182 | | | | | | | | | | | | 182 |
| | Total | | 182 | | | | | | | | | | | | 182 |
| Townships Totals | | | 8621 | | | | | | | | | | | | 8621 |

| Names of Townships and Election Districts | | PollBook | BALLOTS CAST - DEMOCRATIC | | | | | | | | | | | | Totals |
|---|-------------|----------|--------------------------------|--|--|--|--|--|--|--|--|--|--|--|--------|
| | | | DEM BALLOTS CAST - DEMOC | | | | | | | | | | | | |
| MUSKEGON 61 | | | | | | | | | | | | | | | |
| Section 2 | | | | | | | | | | | | | | | |
| MONTAGUE CITY | Precinct 1 | | 285 | | | | | | | | | | | | 285 |
| | Total | | 285 | | | | | | | | | | | | 285 |
| MUSKEGON CITY | Precinct 1 | | 269 | | | | | | | | | | | | 269 |
| | Precinct 10 | | 395 | | | | | | | | | | | | 395 |
| | Precinct 11 | | 356 | | | | | | | | | | | | 355 |
| | Precinct 12 | | 445 | | | | | | | | | | | | 445 |
| | Precinct 13 | | 360 | | | | | | | | | | | | 360 |
| | Precinct 14 | | 295 | | | | | | | | | | | | 285 |
| | Precinct 2 | | 354 | | | | | | | | | | | | 354 |
| | Precinct 3 | | 328 | | | | | | | | | | | | 328 |
| | Precinct 4 | | 311 | | | | | | | | | | | | 311 |
| | Precinct 5 | | 303 | | | | | | | | | | | | 303 |
| | Precinct 6 | | 224 | | | | | | | | | | | | 224 |
| | Precinct 7 | | 353 | | | | | | | | | | | | 353 |
| | Precinct 8 | | 230 | | | | | | | | | | | | 230 |
| | Precinct 9 | | 342 | | | | | | | | | | | | 342 |
| | Total | | 4564 | | | | | | | | | | | | 4564 |
| MUSKEGON HEIGHTS CITY | Precinct 1 | | 413 | | | | | | | | | | | | 413 |
| | Precinct 2 | | 340 | | | | | | | | | | | | 340 |
| | Precinct 3 | | 292 | | | | | | | | | | | | 292 |
| | Precinct 4 | | 415 | | | | | | | | | | | | 415 |
| | Total | | 1460 | | | | | | | | | | | | 1460 |
| NORTH MUSKEGON CITY | Precinct 1 | | 274 | | | | | | | | | | | | 274 |
| | Precinct 2 | | 237 | | | | | | | | | | | | 237 |
| | Total | | 511 | | | | | | | | | | | | 511 |
| NORTON SHORES CITY | Precinct 1 | | 206 | | | | | | | | | | | | 206 |
| | Precinct 10 | | 413 | | | | | | | | | | | | 413 |
| | Precinct 2 | | 302 | | | | | | | | | | | | 302 |
| | Precinct 3 | | 245 | | | | | | | | | | | | 245 |
| | Precinct 4 | | 224 | | | | | | | | | | | | 224 |
| | Precinct 5 | | 324 | | | | | | | | | | | | 324 |
| | Precinct 6 | | 288 | | | | | | | | | | | | 288 |
| | Precinct 7 | | 376 | | | | | | | | | | | | 376 |
| | Precinct 8 | | 361 | | | | | | | | | | | | 351 |
| | Precinct 9 | | 371 | | | | | | | | | | | | 371 |
| | Total | | 3100 | | | | | | | | | | | | 3100 |
| ROOSEVELT PARK CITY | Precinct 1 | | 287 | | | | | | | | | | | | 287 |
| | Precinct 2 | | 305 | | | | | | | | | | | | 305 |
| | Total | | 592 | | | | | | | | | | | | 592 |
| WHITEHALL CITY | Precinct 1 | | 334 | | | | | | | | | | | | 334 |
| | Total | | 334 | | | | | | | | | | | | 334 |
| Cities Totals | | | 10846 | | | | | | | | | | | | 10846 |
| Townships Totals | | | 8821 | | | | | | | | | | | | 8821 |
| Grand Totals | | | 19667 | | | | | | | | | | | | 19667 |

| Names of Townships and Election Districts | | PollBook | REGISTERED VOTERS - TOTAL | | | | | | | | | | | | Totals |
|---|------------|----------|---------------------------|--|--|--|--|--|--|--|--|--|--|--|--------|
| | | | REGISTERED VOTERS - T | | | | | | | | | | | | |
| MUSKEGON 61 | | | | | | | | | | | | | | | |
| Section 1 | | | | | | | | | | | | | | | |
| BLUE LAKE TOWNSHIP | Precinct 1 | | 1819 | | | | | | | | | | | | 1819 |
| | Total | | 1819 | | | | | | | | | | | | 1819 |
| CASNOVIA TOWNSHIP | Precinct 1 | | 1801 | | | | | | | | | | | | 1801 |
| | Total | | 1801 | | | | | | | | | | | | 1801 |
| CEDAR CREEK TOWNSHIP | Precinct 1 | | 2458 | | | | | | | | | | | | 2458 |
| | Total | | 2458 | | | | | | | | | | | | 2458 |
| DALTON TOWNSHIP | Precinct 1 | | 2103 | | | | | | | | | | | | 2103 |
| | Precinct 2 | | 1470 | | | | | | | | | | | | 1470 |
| | Precinct 3 | | 1153 | | | | | | | | | | | | 1153 |
| | Precinct 4 | | 1959 | | | | | | | | | | | | 1959 |
| | Total | | 6685 | | | | | | | | | | | | 6685 |
| EGELSTON TOWNSHIP | Precinct 1 | | 1699 | | | | | | | | | | | | 1699 |
| | Precinct 2 | | 2689 | | | | | | | | | | | | 2689 |
| | Precinct 3 | | 2762 | | | | | | | | | | | | 2762 |
| | Total | | 7120 | | | | | | | | | | | | 7120 |
| FRUMLAND TOWNSHIP | Precinct 1 | | 2176 | | | | | | | | | | | | 2176 |
| | Precinct 2 | | 2176 | | | | | | | | | | | | 2176 |
| | Total | | 4352 | | | | | | | | | | | | 4352 |
| FRUITPORT TOWNSHIP | Precinct 1 | | 2669 | | | | | | | | | | | | 2669 |
| | Precinct 2 | | 2685 | | | | | | | | | | | | 2685 |
| | Precinct 3 | | 2602 | | | | | | | | | | | | 2602 |
| | Precinct 4 | | 2703 | | | | | | | | | | | | 2703 |
| | Total | | 10539 | | | | | | | | | | | | 10539 |
| HOLTON TOWNSHIP | Precinct 1 | | 1710 | | | | | | | | | | | | 1710 |
| | Total | | 1710 | | | | | | | | | | | | 1710 |
| LAKETON TOWNSHIP | Precinct 1 | | 1599 | | | | | | | | | | | | 1599 |
| | Precinct 2 | | 2371 | | | | | | | | | | | | 2371 |
| | Precinct 3 | | 1991 | | | | | | | | | | | | 1991 |
| | Total | | 5961 | | | | | | | | | | | | 5961 |
| MONTAGUE TOWNSHIP | Precinct 1 | | 1196 | | | | | | | | | | | | 1196 |
| | Total | | 1196 | | | | | | | | | | | | 1196 |
| MOORLAND TOWNSHIP | Precinct 1 | | 1161 | | | | | | | | | | | | 1161 |
| | Total | | 1161 | | | | | | | | | | | | 1161 |
| MUSKEGON TOWNSHIP | Precinct 1 | | 1842 | | | | | | | | | | | | 1842 |
| | Precinct 2 | | 1657 | | | | | | | | | | | | 1657 |
| | Precinct 3 | | 2001 | | | | | | | | | | | | 2001 |
| | Precinct 4 | | 2355 | | | | | | | | | | | | 2355 |
| | Precinct 5 | | 2072 | | | | | | | | | | | | 2072 |
| | Precinct 6 | | 1717 | | | | | | | | | | | | 1717 |
| | Precinct 7 | | 1366 | | | | | | | | | | | | 1366 |
| | Total | | 12910 | | | | | | | | | | | | 12910 |
| RAVENNA TOWNSHIP | Precinct 1 | | 2138 | | | | | | | | | | | | 2138 |
| | Total | | 2138 | | | | | | | | | | | | 2138 |
| SULLIVAN TOWNSHIP | Precinct 1 | | 1895 | | | | | | | | | | | | 1895 |
| | Total | | 1895 | | | | | | | | | | | | 1895 |
| WHITE RIVER TOWNSHIP | Precinct 1 | | 1136 | | | | | | | | | | | | 1136 |
| | Total | | 1136 | | | | | | | | | | | | 1136 |
| WHITEHALL TOWNSHIP | Precinct 1 | | 1368 | | | | | | | | | | | | 1368 |
| | Total | | 1368 | | | | | | | | | | | | 1368 |
| Townships Totals | | | 64249 | | | | | | | | | | | | 64249 |

| Names of Townships and Election Districts | | PollBook | REGISTERED VOTERS - TOTAL | | | | | | | | | | | | | Totals |
|--|-------------|----------|---------------------------|--|--|--|--|--|--|--|--|--|--|--|--|--------|
| | | | REGISTERED VOTERS - T | | | | | | | | | | | | | |
| MUSKEGON 61 | | | | | | | | | | | | | | | | |
| Section 2 | | | | | | | | | | | | | | | | |
| MONTAGUE CITY | Precinct 1 | | 1808 | | | | | | | | | | | | | 1808 |
| | Total | | 1808 | | | | | | | | | | | | | 1808 |
| MUSKEGON CITY | Precinct 1 | | 1539 | | | | | | | | | | | | | 1539 |
| | Precinct 10 | | 2255 | | | | | | | | | | | | | 2255 |
| | Precinct 11 | | 1692 | | | | | | | | | | | | | 1692 |
| | Precinct 12 | | | | | | | | | | | | | | | |
| | Precinct 13 | | 1601 | | | | | | | | | | | | | 1601 |
| | Precinct 14 | | 1233 | | | | | | | | | | | | | 1233 |
| | Precinct 2 | | 1416 | | | | | | | | | | | | | 1416 |
| | Precinct 3 | | 1604 | | | | | | | | | | | | | 1604 |
| | Precinct 4 | | 1627 | | | | | | | | | | | | | 1627 |
| | Precinct 5 | | 1677 | | | | | | | | | | | | | 1677 |
| | Precinct 6 | | 1740 | | | | | | | | | | | | | 1740 |
| | Precinct 7 | | 2032 | | | | | | | | | | | | | 2032 |
| | Precinct 8 | | 1629 | | | | | | | | | | | | | 1629 |
| | Precinct 9 | | 2182 | | | | | | | | | | | | | 2182 |
| | Total | | 22427 | | | | | | | | | | | | | 22427 |
| MUSKEGON HEIGHTS CITY | Precinct 1 | | 2182 | | | | | | | | | | | | | 2182 |
| | Precinct 2 | | 2017 | | | | | | | | | | | | | 2017 |
| | Precinct 3 | | 1847 | | | | | | | | | | | | | 1847 |
| | Precinct 4 | | 2242 | | | | | | | | | | | | | 2242 |
| | Total | | 8288 | | | | | | | | | | | | | 8288 |
| NORTH MUSKEGON CITY | Precinct 1 | | 1481 | | | | | | | | | | | | | 1481 |
| | Precinct 2 | | 1577 | | | | | | | | | | | | | 1577 |
| | Total | | 3038 | | | | | | | | | | | | | 3038 |
| NORTON SHORES CITY | Precinct 1 | | 1859 | | | | | | | | | | | | | 1859 |
| | Precinct 10 | | 2151 | | | | | | | | | | | | | 2151 |
| | Precinct 2 | | 1824 | | | | | | | | | | | | | 1824 |
| | Precinct 3 | | 1601 | | | | | | | | | | | | | 1601 |
| | Precinct 4 | | 1798 | | | | | | | | | | | | | 1798 |
| | Precinct 5 | | 1913 | | | | | | | | | | | | | 1913 |
| | Precinct 6 | | 1591 | | | | | | | | | | | | | 1591 |
| | Precinct 7 | | 2045 | | | | | | | | | | | | | 2045 |
| | Precinct 8 | | 1984 | | | | | | | | | | | | | 1984 |
| | Precinct 9 | | 2271 | | | | | | | | | | | | | 2271 |
| | Total | | 18815 | | | | | | | | | | | | | 18815 |
| ROOSEVELT PARK CITY | Precinct 1 | | 1513 | | | | | | | | | | | | | 1513 |
| | Precinct 2 | | 1466 | | | | | | | | | | | | | 1466 |
| | Total | | 2979 | | | | | | | | | | | | | 2979 |
| WHITEHALL CITY | Precinct 1 | | 2017 | | | | | | | | | | | | | 2017 |
| | Total | | 2017 | | | | | | | | | | | | | 2017 |
| Cities Totals | | | 59372 | | | | | | | | | | | | | 59372 |
| Townships Totals | | | 64249 | | | | | | | | | | | | | 64249 |
| Grand Totals | | | 123621 | | | | | | | | | | | | | 123621 |

| Names of Townships and Election Districts | | PollBook | PRESIDENT OF THE UNITED STATES | | | | | | | | | | | | | Totals |
|---|------------|----------|--------------------------------|-------------------|-----------------------|-----------------|----------------------|-----------------------|----------------------|-----------------------|----------------------|------------------|--------------------|----------------------|-------|--------|
| | | | REP Jeb Bush | REP Ben Carson | REP Chris Christie | REP Ted Cruz | REP Carly Fiorina | REP Lindsey Graham | REP Mike Huckabee | REP John R. Kasich | REP George Pataki | REP Rand Paul | REP Marco Rubio | REP Rick Santorum | | |
| MUSKEGON 61 | | | | | | | | | | | | | | | | |
| Section 1 | | | | | | | | | | | | | | | | |
| BLUE LAKE TOWNSHIP | Precinct 1 | | 2 | 5 | 1 | 116 | 0 | 0 | 1 | 59 | 0 | 0 | 15 | 0 | 297 | |
| | Total | | 2 | 5 | 1 | 116 | 0 | 0 | 1 | 59 | 0 | 0 | 15 | 0 | 297 | |
| CASNOVIA TOWNSHIP | Precinct 1 | | 4 | 12 | 0 | 231 | 1 | 0 | 0 | 63 | 0 | 0 | 29 | 0 | 469 | |
| | Total | | 4 | 12 | 0 | 231 | 1 | 0 | 0 | 63 | 0 | 0 | 29 | 0 | 469 | |
| CEDAR CREEK TOWNSHIP | Precinct 1 | | 4 | 4 | 2 | 107 | 1 | 0 | 0 | 56 | 0 | 1 | 33 | 0 | 352 | |
| | Total | | 4 | 4 | 2 | 107 | 1 | 0 | 0 | 56 | 0 | 1 | 33 | 0 | 352 | |
| DALTON TOWNSHIP | Precinct 1 | | 3 | 6 | 1 | 162 | 3 | 1 | 0 | 55 | 0 | 0 | 39 | 0 | 396 | |
| | Precinct 2 | | 0 | 1 | 0 | 70 | 0 | 0 | 3 | 19 | 0 | 0 | 20 | 0 | 179 | |
| | Precinct 3 | | 1 | 0 | 1 | 62 | 0 | 0 | 0 | 9 | 1 | 1 | 7 | 0 | 119 | |
| | Precinct 4 | | 5 | 6 | 0 | 127 | 0 | 0 | 1 | 66 | 0 | 0 | 19 | 3 | 312 | |
| | Total | | 9 | 13 | 2 | 411 | 3 | 1 | 4 | 138 | 1 | 1 | 65 | 3 | 1008 | |
| EGELSTON TOWNSHIP | Precinct 1 | | 2 | 1 | 0 | 80 | 0 | 0 | 0 | 67 | 0 | 1 | 22 | 2 | 257 | |
| | Precinct 2 | | 1 | 3 | 0 | 141 | 0 | 0 | 2 | 58 | 0 | 1 | 29 | 1 | 419 | |
| | Precinct 3 | | 2 | 5 | 1 | 97 | 0 | 1 | 0 | 38 | 0 | 2 | 18 | 0 | 282 | |
| | Total | | 5 | 9 | 1 | 328 | 0 | 1 | 2 | 163 | 0 | 4 | 69 | 3 | 958 | |
| FRUITLAND TOWNSHIP | Precinct 1 | | 7 | 9 | 5 | 160 | 0 | 0 | 0 | 122 | 0 | 0 | 57 | 0 | 502 | |
| | Precinct 2 | | 3 | 4 | 1 | 148 | 1 | 0 | 0 | 90 | 0 | 0 | 33 | 1 | 411 | |
| | Total | | 10 | 13 | 6 | 308 | 1 | 0 | 0 | 212 | 0 | 0 | 90 | 1 | 913 | |
| FRUITPORT TOWNSHIP | Precinct 1 | | 7 | 15 | 2 | 266 | 0 | 0 | 0 | 104 | 0 | 3 | 65 | 0 | 886 | |
| | Precinct 2 | | 10 | 2 | 2 | 182 | 0 | 0 | 1 | 83 | 0 | 0 | 33 | 0 | 449 | |
| | Precinct 3 | | 1 | 9 | 2 | 201 | 1 | 0 | 1 | 103 | 0 | 1 | 66 | 0 | 537 | |
| | Precinct 4 | | 3 | 7 | 2 | 238 | 1 | 0 | 1 | 111 | 1 | 6 | 93 | 0 | 650 | |
| | Total | | 21 | 33 | 6 | 887 | 2 | 0 | 3 | 401 | 1 | 10 | 257 | 0 | 2302 | |
| HOLTON TOWNSHIP | Precinct 1 | | 1 | 3 | 0 | 88 | 1 | 0 | 1 | 43 | 0 | 0 | 14 | 0 | 256 | |
| | Total | | 1 | 3 | 0 | 88 | 1 | 0 | 1 | 43 | 0 | 0 | 14 | 0 | 256 | |
| LAKETON TOWNSHIP | Precinct 1 | | 4 | 4 | 0 | 131 | 1 | 0 | 0 | 96 | 1 | 2 | 48 | 0 | 415 | |
| | Precinct 2 | | 1 | 5 | 2 | 168 | 1 | 0 | 0 | 113 | 1 | 3 | 59 | 0 | 623 | |
| | Precinct 3 | | 5 | 3 | 0 | 131 | 1 | 0 | 2 | 70 | 0 | 0 | 38 | 2 | 383 | |
| | Total | | 10 | 12 | 2 | 430 | 3 | 0 | 2 | 279 | 2 | 5 | 145 | 2 | 1321 | |
| MONTAGUE TOWNSHIP | Precinct 1 | | 3 | 4 | 0 | 113 | 0 | 0 | 0 | 53 | 0 | 2 | 7 | 0 | 238 | |
| | Total | | 3 | 4 | 0 | 113 | 0 | 0 | 0 | 53 | 0 | 2 | 7 | 0 | 238 | |
| MOORLAND TOWNSHIP | Precinct 1 | | 4 | 7 | 1 | 128 | 0 | 0 | 0 | 35 | 0 | 0 | 19 | 0 | 282 | |
| | Total | | 4 | 7 | 1 | 128 | 0 | 0 | 0 | 35 | 0 | 0 | 19 | 0 | 282 | |
| MUSKEGON TOWNSHIP | Precinct 1 | | 3 | 5 | 2 | 56 | 1 | 0 | 0 | 27 | 0 | 1 | 14 | 0 | 162 | |
| | Precinct 2 | | 1 | 0 | 0 | 77 | 1 | 0 | 0 | 33 | 0 | 0 | 24 | 0 | 224 | |
| | Precinct 3 | | 3 | 6 | 1 | 182 | 1 | 0 | 1 | 89 | 0 | 1 | 34 | 1 | 416 | |
| | Precinct 4 | | 1 | 10 | 2 | 96 | 0 | 0 | 1 | 53 | 0 | 0 | 31 | 0 | 318 | |
| | Precinct 5 | | 2 | 6 | 3 | 66 | 0 | 1 | 3 | 23 | 0 | 2 | 15 | 1 | 227 | |
| | Precinct 6 | | 3 | 2 | 0 | 68 | 0 | 1 | 0 | 27 | 0 | 0 | 16 | 0 | 197 | |
| | Precinct 7 | | 0 | 2 | 0 | 37 | 1 | 0 | 0 | 23 | 0 | 0 | 8 | 0 | 122 | |
| | Total | | 13 | 31 | 8 | 581 | 4 | 2 | 5 | 255 | 0 | 4 | 142 | 2 | 1688 | |
| RAVENNA TOWNSHIP | Precinct 1 | | 2 | 9 | 1 | 224 | 0 | 0 | 0 | 65 | 0 | 0 | 48 | 0 | 540 | |
| | Total | | 2 | 9 | 1 | 224 | 0 | 0 | 0 | 65 | 0 | 0 | 48 | 0 | 540 | |
| SULLIVAN TOWNSHIP | Precinct 1 | | 2 | 7 | 1 | 147 | 0 | 0 | 2 | 52 | 0 | 0 | 27 | 0 | 394 | |
| | Total | | 2 | 7 | 1 | 147 | 0 | 0 | 2 | 52 | 0 | 0 | 27 | 0 | 394 | |
| WHITE RIVER TOWNSHIP | Precinct 1 | | 0 | 3 | 0 | 96 | 0 | 0 | 0 | 78 | 0 | 1 | 22 | 1 | 270 | |
| | Total | | 0 | 3 | 0 | 96 | 0 | 0 | 0 | 78 | 0 | 1 | 22 | 1 | 270 | |
| WHITEHALL TOWNSHIP | Precinct 1 | | 0 | 5 | 0 | 93 | 0 | 0 | 0 | 50 | 1 | 0 | 36 | 0 | 278 | |
| | Total | | 0 | 5 | 0 | 93 | 0 | 0 | 0 | 50 | 1 | 0 | 36 | 0 | 278 | |
| Townships Totals | | | 90 | 170 | 33 | 4268 | 16 | 4 | 20 | 1992 | 5 | 28 | 1036 | 12 | 11542 | |

| Names of Townships and Election Districts | PollBook | PRESIDENT OF THE UNITED STATES | | | | | | | | | | | Totals |
|--|----------|--------------------------------|--------------------|-----------------|--|--|--|--|--|--|--|--|--------|
| | | REP Donald J. Trump | REP Uncommitted | REP WRITE-IN | | | | | | | | | |
| MUSKEGON 61 | | | | | | | | | | | | | |
| Section 1 | | | | | | | | | | | | | |
| BLUE LAKE TOWNSHIP Precinct 1 | | 94 | 3 | 1 | | | | | | | | | 297 |
| Total | | 94 | 3 | 1 | | | | | | | | | 297 |
| CASNOVIA TOWNSHIP Precinct 1 | | 124 | 5 | 0 | | | | | | | | | 469 |
| Total | | 124 | 5 | 0 | | | | | | | | | 469 |
| CEDAR CREEK TOWNSHIP Precinct 1 | | 141 | 3 | 0 | | | | | | | | | 352 |
| Total | | 141 | 3 | 0 | | | | | | | | | 352 |
| DALTON TOWNSHIP Precinct 1 | | 118 | 8 | 0 | | | | | | | | | 396 |
| Precinct 2 | | 66 | 1 | 0 | | | | | | | | | 179 |
| Precinct 3 | | 47 | 0 | 0 | | | | | | | | | 119 |
| Precinct 4 | | 94 | 2 | 0 | | | | | | | | | 312 |
| Total | | 324 | 11 | 0 | | | | | | | | | 1006 |
| EGELSTON TOWNSHIP Precinct 1 | | 79 | 3 | 0 | | | | | | | | | 257 |
| Precinct 2 | | 175 | 8 | 0 | | | | | | | | | 419 |
| Precinct 3 | | 113 | 5 | 0 | | | | | | | | | 282 |
| Total | | 367 | 16 | 0 | | | | | | | | | 958 |
| FRUITLAND TOWNSHIP Precinct 1 | | 135 | 7 | 0 | | | | | | | | | 502 |
| Precinct 2 | | 128 | 2 | 0 | | | | | | | | | 411 |
| Total | | 263 | 9 | 0 | | | | | | | | | 913 |
| FRUITPORT TOWNSHIP Precinct 1 | | 198 | 6 | 0 | | | | | | | | | 666 |
| Precinct 2 | | 148 | 8 | 0 | | | | | | | | | 449 |
| Precinct 3 | | 142 | 9 | 1 | | | | | | | | | 537 |
| Precinct 4 | | 189 | 16 | 0 | | | | | | | | | 650 |
| Total | | 657 | 41 | 1 | | | | | | | | | 2302 |
| HOLTON TOWNSHIP Precinct 1 | | 103 | 2 | 0 | | | | | | | | | 258 |
| Total | | 103 | 2 | 0 | | | | | | | | | 256 |
| LAKETON TOWNSHIP Precinct 1 | | 123 | 5 | 0 | | | | | | | | | 415 |
| Precinct 2 | | 163 | 7 | 0 | | | | | | | | | 523 |
| Precinct 3 | | 125 | 8 | 0 | | | | | | | | | 383 |
| Total | | 411 | 18 | 0 | | | | | | | | | 1321 |
| MONTAGUE TOWNSHIP Precinct 1 | | 58 | 0 | 0 | | | | | | | | | 238 |
| Total | | 58 | 0 | 0 | | | | | | | | | 238 |
| MOORLAND TOWNSHIP Precinct 1 | | 81 | 7 | 0 | | | | | | | | | 282 |
| Total | | 81 | 7 | 0 | | | | | | | | | 282 |
| MUSKEGON TOWNSHIP Precinct 1 | | 47 | 6 | 0 | | | | | | | | | 162 |
| Precinct 2 | | 80 | 8 | 0 | | | | | | | | | 224 |
| Precinct 3 | | 100 | 16 | 1 | | | | | | | | | 418 |
| Precinct 4 | | 115 | 9 | 1 | | | | | | | | | 319 |
| Precinct 5 | | 91 | 13 | 1 | | | | | | | | | 227 |
| Precinct 6 | | 65 | 16 | 0 | | | | | | | | | 197 |
| Precinct 7 | | 46 | 5 | 0 | | | | | | | | | 122 |
| Total | | 544 | 72 | 3 | | | | | | | | | 1868 |
| RAVENNA TOWNSHIP Precinct 1 | | 180 | 12 | 1 | | | | | | | | | 540 |
| Total | | 180 | 12 | 1 | | | | | | | | | 540 |
| SULLIVAN TOWNSHIP Precinct 1 | | 145 | 11 | 0 | | | | | | | | | 394 |
| Total | | 145 | 11 | 0 | | | | | | | | | 394 |
| WHITE RIVER TOWNSHIP Precinct 1 | | 69 | 0 | 0 | | | | | | | | | 270 |
| Total | | 69 | 0 | 0 | | | | | | | | | 270 |
| WHITEHALL TOWNSHIP Precinct 1 | | 93 | 0 | 0 | | | | | | | | | 278 |
| Total | | 93 | 0 | 0 | | | | | | | | | 278 |
| Townships Totals | | 3852 | 210 | 8 | | | | | | | | | 11542 |

| Names of Townships and Election Districts | | PollBook | PRESIDENT OF THE UNITED STATES | | | | | | | | | | | | |
|---|-------------|----------|--------------------------------|-------------------|-----------------------|-----------------|----------------------|-----------------------|----------------------|-----------------------|----------------------|------------------|--------------------|----------------------|--------|
| | | | REP Job Bush | REP Ben Carson | REP Chris Christie | REP Ted Cruz | REP Carly Fiorina | REP Lindsey Graham | REP Mike Huckabee | REP John R. Kasich | REP George Pataki | REP Rand Paul | REP Marco Rubio | REP Rick Santorum | Totals |
| MUSKEGON 61 | | | | | | | | | | | | | | | |
| Section 2 | | | | | | | | | | | | | | | |
| MONTAGUE CITY | Precinct 1 | | 3 | 4 | 1 | 132 | 0 | 0 | 0 | 75 | 0 | 3 | 28 | 1 | 344 |
| | Total | | 3 | 4 | 1 | 132 | 0 | 0 | 0 | 75 | 0 | 3 | 28 | 1 | 344 |
| MUSKEGON CITY | Precinct 1 | | 1 | 3 | 0 | 26 | 0 | 0 | 1 | 12 | 0 | 0 | 10 | 0 | 75 |
| | Precinct 10 | | 0 | 3 | 0 | 67 | 1 | 1 | 0 | 40 | 0 | 2 | 21 | 0 | 203 |
| | Precinct 11 | | 4 | 8 | 2 | 60 | 1 | 0 | 1 | 43 | 1 | 1 | 23 | 0 | 217 |
| | Precinct 12 | | 3 | 8 | 1 | 74 | 1 | 0 | 1 | 68 | 0 | 1 | 30 | 0 | 266 |
| | Precinct 13 | | 3 | 1 | 0 | 53 | 0 | 0 | 0 | 37 | 0 | 1 | 10 | 0 | 183 |
| | Precinct 14 | | 5 | 7 | 0 | 87 | 0 | 0 | 0 | 83 | 0 | 0 | 27 | 0 | 289 |
| | Precinct 2 | | 1 | 1 | 0 | 17 | 0 | 0 | 0 | 5 | 0 | 0 | 5 | 0 | 59 |
| | Precinct 3 | | 0 | 3 | 0 | 20 | 0 | 0 | 1 | 17 | 0 | 0 | 12 | 0 | 77 |
| | Precinct 4 | | 0 | 3 | 0 | 38 | 0 | 1 | 0 | 23 | 0 | 0 | 15 | 2 | 118 |
| | Precinct 5 | | 0 | 0 | 0 | 5 | 0 | 0 | 1 | 0 | 0 | 0 | 3 | 0 | 27 |
| | Precinct 6 | | 0 | 3 | 1 | 20 | 0 | 0 | 0 | 14 | 0 | 0 | 5 | 0 | 65 |
| | Precinct 7 | | 1 | 0 | 1 | 35 | 1 | 0 | 1 | 13 | 0 | 1 | 5 | 0 | 93 |
| | Precinct 8 | | 1 | 1 | 1 | 30 | 0 | 0 | 0 | 9 | 0 | 0 | 2 | 0 | 81 |
| | Precinct 9 | | 0 | 0 | 1 | 10 | 0 | 0 | 0 | 14 | 0 | 0 | 8 | 0 | 64 |
| | Total | | 19 | 41 | 7 | 522 | 4 | 2 | 6 | 379 | 1 | 6 | 176 | 2 | 1797 |
| MUSKEGON HEIGHTS CITY | Precinct 1 | | 0 | 1 | 0 | 5 | 0 | 0 | 0 | 0 | 0 | 0 | 2 | 1 | 14 |
| | Precinct 2 | | 0 | 0 | 0 | 0 | 0 | 0 | 0 | 1 | 0 | 0 | 0 | 0 | 1 |
| | Precinct 3 | | 0 | 1 | 0 | 6 | 0 | 0 | 0 | 0 | 0 | 0 | 3 | 0 | 10 |
| | Precinct 4 | | 2 | 2 | 0 | 7 | 0 | 0 | 0 | 2 | 0 | 0 | 0 | 0 | 27 |
| | Total | | 2 | 4 | 0 | 18 | 0 | 0 | 0 | 4 | 0 | 0 | 5 | 1 | 60 |
| NORTH MUSKEGON CITY | Precinct 1 | | 6 | 3 | 0 | 90 | 0 | 0 | 2 | 72 | 0 | 1 | 28 | 1 | 298 |
| | Precinct 2 | | 4 | 5 | 0 | 140 | 1 | 0 | 1 | 175 | 0 | 2 | 67 | 0 | 541 |
| | Total | | 10 | 8 | 0 | 230 | 1 | 0 | 3 | 247 | 0 | 3 | 95 | 1 | 839 |
| NORTON SHORES CITY | Precinct 1 | | 2 | 4 | 3 | 63 | 0 | 0 | 0 | 19 | 0 | 1 | 15 | 0 | 158 |
| | Precinct 10 | | 2 | 15 | 3 | 157 | 1 | 0 | 1 | 182 | 1 | 1 | 76 | 2 | 592 |
| | Precinct 2 | | 4 | 8 | 1 | 111 | 0 | 0 | 0 | 78 | 0 | 0 | 34 | 0 | 247 |
| | Precinct 3 | | 0 | 5 | 1 | 93 | 0 | 0 | 1 | 44 | 0 | 1 | 43 | 0 | 284 |
| | Precinct 4 | | 1 | 7 | 0 | 113 | 0 | 0 | 0 | 70 | 0 | 0 | 54 | 2 | 363 |
| | Precinct 5 | | 1 | 7 | 3 | 116 | 1 | 0 | 0 | 127 | 0 | 1 | 68 | 0 | 463 |
| | Precinct 6 | | 5 | 1 | 0 | 117 | 0 | 0 | 1 | 92 | 0 | 2 | 61 | 0 | 384 |
| | Precinct 7 | | 5 | 11 | 4 | 171 | 0 | 0 | 1 | 102 | 0 | 1 | 62 | 4 | 506 |
| | Precinct 8 | | 9 | 7 | 1 | 123 | 0 | 0 | 1 | 144 | 0 | 1 | 62 | 0 | 488 |
| | Precinct 9 | | 6 | 5 | 0 | 112 | 0 | 0 | 1 | 77 | 0 | 0 | 40 | 1 | 379 |
| | Total | | 35 | 68 | 15 | 1166 | 2 | 0 | 6 | 933 | 1 | 8 | 515 | 9 | 2964 |
| ROOSEVELT PARK CITY | Precinct 1 | | 3 | 4 | 0 | 72 | 0 | 0 | 1 | 72 | 0 | 0 | 40 | 0 | 275 |
| | Precinct 2 | | 2 | 3 | 1 | 52 | 2 | 0 | 1 | 53 | 0 | 0 | 28 | 0 | 215 |
| | Total | | 6 | 7 | 1 | 124 | 2 | 0 | 2 | 125 | 0 | 0 | 68 | 0 | 490 |
| WHITEHALL CITY | Precinct 1 | | 8 | 5 | 0 | 150 | 0 | 0 | 0 | 66 | 0 | 2 | 41 | 0 | 371 |
| | Total | | 8 | 5 | 0 | 150 | 0 | 0 | 0 | 66 | 0 | 2 | 41 | 0 | 371 |
| Cities Totals | | | 82 | 137 | 25 | 2342 | 9 | 2 | 17 | 1829 | 2 | 22 | 928 | 14 | 7865 |
| Townships Totals | | | 90 | 170 | 33 | 4288 | 10 | 4 | 20 | 1992 | 5 | 28 | 1036 | 12 | 11542 |
| Grand Totals | | | 172 | 307 | 58 | 6610 | 25 | 6 | 37 | 3821 | 7 | 50 | 1964 | 26 | 19407 |

| Names of Townships and Election Districts | PollBook | PRESIDENT OF THE UNITED STATES | | | | | | | | | | | Totals |
|--|----------|--------------------------------|--------------------|-----------------|--|--|--|--|--|--|--|--|--------|
| | | REP Donald J. Trump | REP Uncommitted | REP WRITE-IN | | | | | | | | | |
| MUSKEGON 61 | | | | | | | | | | | | | |
| Section 2 | | | | | | | | | | | | | |
| MONTAGUE CITY Precinct 1 | | 84 | 3 | 0 | | | | | | | | | 344 |
| Total | | 94 | 3 | 0 | | | | | | | | | 344 |
| MUSKEGON CITY Precinct 1 | | 18 | 2 | 0 | | | | | | | | | 76 |
| Precinct 10 | | 61 | 7 | 0 | | | | | | | | | 203 |
| Precinct 11 | | 83 | 10 | 0 | | | | | | | | | 217 |
| Precinct 12 | | 69 | 10 | 0 | | | | | | | | | 286 |
| Precinct 13 | | 78 | 2 | 0 | | | | | | | | | 183 |
| Precinct 14 | | 95 | 5 | 0 | | | | | | | | | 289 |
| Precinct 2 | | 30 | 0 | 0 | | | | | | | | | 58 |
| Precinct 3 | | 20 | 4 | 0 | | | | | | | | | 77 |
| Precinct 4 | | 33 | 3 | 0 | | | | | | | | | 118 |
| Precinct 5 | | 18 | 0 | 0 | | | | | | | | | 27 |
| Precinct 6 | | 21 | 1 | 0 | | | | | | | | | 85 |
| Precinct 7 | | 32 | 3 | 0 | | | | | | | | | 93 |
| Precinct 8 | | 17 | 0 | 0 | | | | | | | | | 61 |
| Precinct 9 | | 30 | 1 | 0 | | | | | | | | | 84 |
| Total | | 584 | 48 | 0 | | | | | | | | | 1797 |
| MUSKEGON HEIGHTS CITY Precinct 1 | | 5 | 0 | 0 | | | | | | | | | 14 |
| Precinct 2 | | 0 | 0 | 0 | | | | | | | | | 1 |
| Precinct 3 | | 8 | 0 | 0 | | | | | | | | | 18 |
| Precinct 4 | | 10 | 3 | 0 | | | | | | | | | 27 |
| Total | | 23 | 3 | 0 | | | | | | | | | 60 |
| NORTH MUSKEGON CITY Precinct 1 | | 91 | 3 | 1 | | | | | | | | | 298 |
| Precinct 2 | | 137 | 9 | 0 | | | | | | | | | 541 |
| Total | | 228 | 12 | 1 | | | | | | | | | 839 |
| NORTON SHORES CITY Precinct 1 | | 59 | 2 | 0 | | | | | | | | | 158 |
| Precinct 10 | | 140 | 11 | 0 | | | | | | | | | 592 |
| Precinct 2 | | 104 | 11 | 0 | | | | | | | | | 347 |
| Precinct 3 | | 79 | 17 | 0 | | | | | | | | | 284 |
| Precinct 4 | | 112 | 4 | 0 | | | | | | | | | 383 |
| Precinct 5 | | 131 | 8 | 0 | | | | | | | | | 463 |
| Precinct 6 | | 98 | 9 | 0 | | | | | | | | | 384 |
| Precinct 7 | | 138 | 7 | 0 | | | | | | | | | 506 |
| Precinct 8 | | 129 | 11 | 0 | | | | | | | | | 458 |
| Precinct 9 | | 124 | 13 | 0 | | | | | | | | | 379 |
| Total | | 1112 | 93 | 0 | | | | | | | | | 3964 |
| ROOSEVELT PARK CITY Precinct 1 | | 78 | 4 | 0 | | | | | | | | | 275 |
| Precinct 2 | | 66 | 7 | 0 | | | | | | | | | 215 |
| Total | | 145 | 11 | 0 | | | | | | | | | 490 |
| WHITEHALL CITY Precinct 1 | | 95 | 4 | 0 | | | | | | | | | 371 |
| Total | | 95 | 4 | 0 | | | | | | | | | 371 |
| Cities Totals | | 2281 | 174 | 1 | | | | | | | | | 7665 |
| Townships Totals | | 3852 | 210 | 6 | | | | | | | | | 11542 |
| Grand Totals | | 5933 | 384 | 7 | | | | | | | | | 19407 |

| Names of Townships and Election Districts | PollBook | PRESIDENT OF THE UNITED STATES | | | | | | | | | | Totals |
|--|----------|--------------------------------|---------------------------------|---------------------------|-----------------------|--------------------|-----------------|--|--|--|--|--------|
| | | DEM Hillary Clinton | DEM Rogue Rocky De La Fuente | DEM Martin J. O'Malley | DEM Bernie Sanders | DEM Uncommitted | DEM WRITE-IN | | | | | |
| MUSKEGON 61 | | | | | | | | | | | | |
| Section 1 | | | | | | | | | | | | |
| BLUE LAKE TOWNSHIP Precinct 1 | | 84 | 1 | 0 | 160 | 5 | 0 | | | | | 240 |
| Total | | 84 | 1 | 0 | 160 | 5 | 0 | | | | | 240 |
| CASNOVIA TOWNSHIP Precinct 1 | | 89 | 0 | 0 | 107 | 5 | 0 | | | | | 181 |
| Total | | 89 | 0 | 0 | 107 | 5 | 0 | | | | | 181 |
| CEDAR CREEK TOWNSHIP Precinct 1 | | 102 | 0 | 0 | 148 | 7 | 0 | | | | | 257 |
| Total | | 102 | 0 | 0 | 148 | 7 | 0 | | | | | 257 |
| DALTON TOWNSHIP Precinct 1 | | 93 | 1 | 1 | 165 | 5 | 0 | | | | | 265 |
| Precinct 2 | | 48 | 1 | 0 | 104 | 2 | 0 | | | | | 155 |
| Precinct 3 | | 59 | 0 | 0 | 86 | 3 | 0 | | | | | 148 |
| Precinct 4 | | 68 | 3 | 2 | 158 | 6 | 0 | | | | | 255 |
| Total | | 268 | 5 | 3 | 513 | 16 | 0 | | | | | 833 |
| EGELSTON TOWNSHIP Precinct 1 | | 124 | 0 | 1 | 160 | 13 | 0 | | | | | 298 |
| Precinct 2 | | 157 | 0 | 2 | 221 | 16 | 0 | | | | | 388 |
| Precinct 3 | | 157 | 0 | 1 | 199 | 17 | 0 | | | | | 374 |
| Total | | 438 | 0 | 4 | 580 | 46 | 0 | | | | | 1068 |
| FRUITLAND TOWNSHIP Precinct 1 | | 113 | 0 | 1 | 214 | 4 | 0 | | | | | 332 |
| Precinct 2 | | 113 | 0 | 0 | 186 | 7 | 0 | | | | | 306 |
| Total | | 226 | 0 | 1 | 400 | 11 | 0 | | | | | 638 |
| FRUITPORT TOWNSHIP Precinct 1 | | 137 | 1 | 0 | 183 | 9 | 0 | | | | | 330 |
| Precinct 2 | | 148 | 0 | 0 | 188 | 9 | 0 | | | | | 345 |
| Precinct 3 | | 169 | 1 | 2 | 240 | 10 | 0 | | | | | 422 |
| Precinct 4 | | 167 | 0 | 2 | 199 | 17 | 0 | | | | | 385 |
| Total | | 621 | 2 | 4 | 810 | 45 | 0 | | | | | 1482 |
| HOLTON TOWNSHIP Precinct 1 | | 71 | 1 | 0 | 120 | 7 | 0 | | | | | 199 |
| Total | | 71 | 1 | 0 | 120 | 7 | 0 | | | | | 199 |
| LAKETON TOWNSHIP Precinct 1 | | 102 | 1 | 0 | 150 | 4 | 0 | | | | | 257 |
| Precinct 2 | | 185 | 0 | 3 | 280 | 8 | 0 | | | | | 456 |
| Precinct 3 | | 110 | 1 | 0 | 207 | 12 | 0 | | | | | 330 |
| Total | | 397 | 2 | 3 | 617 | 24 | 0 | | | | | 1043 |
| MONTAGUE TOWNSHIP Precinct 1 | | 64 | 0 | 1 | 105 | 2 | 0 | | | | | 172 |
| Total | | 64 | 0 | 1 | 105 | 2 | 0 | | | | | 172 |
| MOORLAND TOWNSHIP Precinct 1 | | 48 | 0 | 2 | 78 | 7 | 0 | | | | | 133 |
| Total | | 48 | 0 | 2 | 78 | 7 | 0 | | | | | 133 |
| MUSKEGON TOWNSHIP Precinct 1 | | 131 | 0 | 3 | 148 | 13 | 0 | | | | | 295 |
| Precinct 2 | | 141 | 0 | 0 | 126 | 7 | 0 | | | | | 274 |
| Precinct 3 | | 114 | 0 | 1 | 190 | 8 | 0 | | | | | 313 |
| Precinct 4 | | 163 | 0 | 0 | 200 | 13 | 0 | | | | | 376 |
| Precinct 5 | | 104 | 2 | 2 | 135 | 10 | 1 | | | | | 254 |
| Precinct 6 | | 121 | 0 | 0 | 142 | 2 | 0 | | | | | 265 |
| Precinct 7 | | 68 | 0 | 1 | 98 | 8 | 0 | | | | | 175 |
| Total | | 842 | 2 | 7 | 1039 | 61 | 1 | | | | | 1952 |
| RAVENNA TOWNSHIP Precinct 1 | | 67 | 0 | 2 | 117 | 11 | 0 | | | | | 197 |
| Total | | 67 | 0 | 2 | 117 | 11 | 0 | | | | | 197 |
| SULLIVAN TOWNSHIP Precinct 1 | | 90 | 0 | 1 | 124 | 8 | 0 | | | | | 221 |
| Total | | 90 | 0 | 1 | 124 | 8 | 0 | | | | | 221 |
| WHITE RIVER TOWNSHIP Precinct 1 | | 57 | 0 | 0 | 104 | 2 | 0 | | | | | 163 |
| Total | | 57 | 0 | 0 | 104 | 2 | 0 | | | | | 163 |
| WHITEHALL TOWNSHIP Precinct 1 | | 78 | 1 | 0 | 105 | 0 | 0 | | | | | 182 |
| Total | | 78 | 1 | 0 | 105 | 0 | 0 | | | | | 182 |
| Townships Totals | | 3548 | 14 | 28 | 5115 | 255 | 1 | | | | | 8961 |

| Names of Townships and Election Districts | | PollBook | PRESIDENT OF THE UNITED STATES | | | | | | | | | | Totals |
|--|-------------|----------|--------------------------------|---------------------------------|---------------------------|-----------------------|--------------------|-----------------|--|--|--|--|--------|
| | | | DEM Hillary Clinton | DEM Roque Rocky De La Fuente | DEM Martin J. O'Malley | DEM Bernie Sanders | DEM Uncommitted | DEM WRITE-IN | | | | | |
| MUSKEGON 61 | | | | | | | | | | | | | |
| Section 2 | | | | | | | | | | | | | |
| MONTAGUE CITY | Precinct 1 | | 86 | 0 | 1 | 196 | 2 | 0 | | | | | 285 |
| | Total | | 86 | 0 | 1 | 196 | 2 | 0 | | | | | 285 |
| MUSKEGON CITY | Precinct 1 | | 158 | 0 | 1 | 98 | 11 | 0 | | | | | 268 |
| | Precinct 10 | | 140 | 1 | 0 | 248 | 5 | 1 | | | | | 395 |
| | Precinct 11 | | 165 | 0 | 0 | 175 | 15 | 0 | | | | | 355 |
| | Precinct 12 | | 178 | 0 | 1 | 266 | 9 | 1 | | | | | 455 |
| | Precinct 13 | | 138 | 0 | 2 | 217 | 5 | 0 | | | | | 360 |
| | Precinct 14 | | 120 | 0 | 1 | 170 | 3 | 0 | | | | | 294 |
| | Precinct 2 | | 219 | 3 | 0 | 125 | 5 | 0 | | | | | 352 |
| | Precinct 3 | | 218 | 0 | 1 | 109 | 1 | 0 | | | | | 327 |
| | Precinct 4 | | 154 | 2 | 0 | 150 | 5 | 0 | | | | | 311 |
| | Precinct 5 | | 204 | 0 | 1 | 91 | 7 | 0 | | | | | 303 |
| | Precinct 6 | | 128 | 0 | 0 | 94 | 2 | 1 | | | | | 223 |
| | Precinct 7 | | 190 | 1 | 1 | 155 | 6 | 0 | | | | | 353 |
| | Precinct 8 | | 142 | 0 | 0 | 85 | 4 | 0 | | | | | 231 |
| | Precinct 9 | | 190 | 0 | 1 | 148 | 3 | 0 | | | | | 340 |
| | Total | | 2338 | 7 | 8 | 2119 | 81 | 3 | | | | | 4557 |
| MUSKEGON HEIGHTS CITY | Precinct 1 | | 320 | 0 | 1 | 90 | 1 | 0 | | | | | 412 |
| | Precinct 2 | | 275 | 0 | 0 | 61 | 3 | 0 | | | | | 339 |
| | Precinct 3 | | 190 | 0 | 1 | 98 | 2 | 0 | | | | | 291 |
| | Precinct 4 | | 306 | 0 | 0 | 103 | 3 | 0 | | | | | 412 |
| | Total | | 1091 | 0 | 2 | 352 | 9 | 0 | | | | | 1454 |
| NORTH MUSKEGON CITY | Precinct 1 | | 94 | 1 | 0 | 175 | 3 | 0 | | | | | 273 |
| | Precinct 2 | | 94 | 2 | 0 | 138 | 3 | 0 | | | | | 237 |
| | Total | | 188 | 3 | 0 | 313 | 6 | 0 | | | | | 510 |
| NORTON SHORES CITY | Precinct 1 | | 90 | 0 | 1 | 111 | 3 | 0 | | | | | 205 |
| | Precinct 10 | | 148 | 0 | 0 | 262 | 4 | 0 | | | | | 412 |
| | Precinct 2 | | 126 | 0 | 1 | 167 | 8 | 1 | | | | | 301 |
| | Precinct 3 | | 102 | 0 | 1 | 134 | 7 | 1 | | | | | 245 |
| | Precinct 4 | | 90 | 0 | 1 | 128 | 5 | 0 | | | | | 224 |
| | Precinct 5 | | 137 | 0 | 1 | 174 | 11 | 1 | | | | | 324 |
| | Precinct 6 | | 100 | 0 | 1 | 182 | 4 | 0 | | | | | 287 |
| | Precinct 7 | | 155 | 0 | 0 | 215 | 6 | 0 | | | | | 376 |
| | Precinct 8 | | 129 | 0 | 0 | 201 | 20 | 0 | | | | | 350 |
| | Precinct 9 | | 134 | 0 | 3 | 228 | 6 | 0 | | | | | 371 |
| | Total | | 1209 | 0 | 9 | 1802 | 72 | 3 | | | | | 3085 |
| ROOSEVELT PARK CITY | Precinct 1 | | 119 | 0 | 0 | 161 | 7 | 0 | | | | | 287 |
| | Precinct 2 | | 109 | 0 | 1 | 190 | 5 | 0 | | | | | 305 |
| | Total | | 228 | 0 | 1 | 351 | 12 | 0 | | | | | 592 |
| WHITEHALL CITY | Precinct 1 | | 119 | 1 | 1 | 208 | 3 | 1 | | | | | 333 |
| | Total | | 119 | 1 | 1 | 208 | 3 | 1 | | | | | 333 |
| Clttee Totals | | | 5259 | 11 | 23 | 5341 | 185 | 7 | | | | | 10826 |
| Townships Totals | | | 3548 | 14 | 28 | 5115 | 255 | 1 | | | | | 8861 |
| Grand Totals | | | 8807 | 25 | 51 | 10456 | 440 | 8 | | | | | 19787 |

| Michigan March 2016 Presidential Primary Election | | | | | | | | | |
|---|--------------------------------|------------------|------------------|-------------------------|---------------------|-----------------------|---------------------------|---------------------|--------------------------|
| 3/8/2016 | President of the United States | | | | | | | | |
| Local Zeros Page | | | | | | | | | |
| Local Results Page | | | | | | | | | |
| EM Test Homepage | | | | | | | | | |
| Order | Precinct | # of Reg. Voters | Poll Book Totals | % Voters (Per Precinct) | Jeb Bush Republican | Ben Carson Republican | Chris Christie Republican | Ted Cruz Republican | Carly Fiorina Republican |
| 1 | Ashland | 0200001 | 1818 | 621 34.16% | 3 | 4 | 0 | 223 | 0 |
| 2 | Barton | 0400001 | 511 | 182 35.62% | 0 | 4 | 1 | 42 | 1 |
| 3 | Beaver | 0600001 | 352 | 112 31.82% | 0 | 0 | 0 | 23 | 0 |
| 4 | Big Prairie | 0800001 | 1851 | 371 20.04% | 1 | 4 | 0 | 76 | 0 |
| 5 | Bridgeton | 1000001 | 1479 | 446 30.16% | 3 | 1 | 1 | 139 | 2 |
| 6 | Brooks #1 | 1200001 | 933 | 370 39.66% | 3 | 2 | 1 | 105 | 1 |
| 7 | Brooks #2 | 1200002 | 1851 | 639 34.52% | 5 | 8 | 0 | 170 | 0 |
| 8 | Croton | 1400001 | 2582 | 826 31.99% | 2 | 7 | 5 | 200 | 0 |
| 9 | Dayton | 1600001 | 1599 | 751 46.97% | 3 | 13 | 1 | 229 | 0 |
| 10 | Denver | 1800001 | 1450 | 430 29.66% | 1 | 14 | 0 | 96 | 0 |
| 11 | Ensley | 2000001 | 1785 | 688 38.54% | 1 | 4 | 1 | 222 | 0 |
| 12 | Everett | 2200001 | 1328 | 377 28.39% | 1 | 2 | 1 | 83 | 0 |
| 13 | Garfield | 2400001 | 1622 | 633 39.03% | 1 | 3 | 3 | 199 | 1 |
| 14 | Goodwell | 2600001 | 375 | 134 35.73% | 0 | 4 | 1 | 34 | 0 |
| 15 | Grant | 2800001 | 2223 | 802 36.08% | 4 | 6 | 3 | 329 | 1 |
| 16 | Home | 3000001 | 182 | 68 37.36% | 0 | 0 | 0 | 21 | 0 |
| 17 | Lilley | 3200001 | 615 | 186 30.24% | 1 | 2 | 1 | 30 | 0 |
| 18 | Lincoln | 3400001 | 979 | 311 31.77% | 3 | 2 | 0 | 89 | 0 |
| 19 | Merrill | 3600001 | 530 | 155 29.25% | 0 | 1 | 0 | 26 | 0 |
| 20 | Monroe | 3800001 | 244 | 91 37.30% | 0 | 0 | 0 | 37 | 1 |
| 21 | Norwich | 4000001 | 413 | 175 42.37% | 1 | 3 | 0 | 53 | 0 |
| 22 | Sheridan Charter | 4200001 | 1954 | 831 42.53% | 3 | 14 | 0 | 264 | 0 |
| 23 | Sherman | 4400001 | 1567 | 575 36.69% | 2 | 11 | 0 | 168 | 1 |
| 24 | Troy | 4600001 | 208 | 79 37.98% | 1 | 0 | 0 | 21 | 0 |
| 25 | Wilcox | 4800001 | 822 | 196 23.84% | 1 | 0 | 2 | 56 | 0 |
| 26 | City of Fremont #1 | 5200001 | 1530 | 752 49.15% | 9 | 17 | 1 | 178 | 0 |
| 27 | City of Fremont #2 | 5200002 | 1479 | 687 46.45% | 10 | 19 | 0 | 193 | 1 |
| 28 | City of Grant | 5400001 | 596 | 206 34.56% | 0 | 2 | 0 | 75 | 0 |
| 29 | City of Newaygo | 5600001 | 1407 | 446 31.70% | 5 | 9 | 0 | 115 | 0 |
| 30 | City of White Cloud | 5800001 | 806 | 231 28.66% | 0 | 2 | 1 | 61 | 0 |
| Totals | | 35091 | 12371 | | 64 | 158 | 23 | 3557 | 9 |
| Registered Voters | | 35091 | | | | | | | |
| % of Voter Turnout | | 35.25% | | | | | | | |

March 2016 Presidential Primary Election

| March 2016 Presidential Primary Election | | | | | | | | | |
|---|------------------|------------------|-------------------------|--------------------------|----------------------------|------------------------|--------|-----|--|
| <div>all Zeros Page Results Page est Homepage</div> | | | | | | | | | |
| Precinct | # of Reg. Voters | Poll Book Totals | % Voters (Per Precinct) | Rick Santorum Republican | Donald J. Trump Republican | Uncommitted Republican | TOTALS | | |
| Ashland | 0200001 | 1818 | 621 | 34.16% | 0 | 112 | 1 | 447 | |
| Barton | 0400001 | 511 | 182 | 35.62% | 0 | 61 | 0 | 140 | |
| Beaver | 0600001 | 352 | 112 | 31.82% | 0 | 40 | 1 | 79 | |
| Big Prairie | 0800001 | 1851 | 371 | 20.04% | 0 | 121 | 3 | 241 | |
| Bridgeport | 1000001 | 1479 | 446 | 30.16% | 0 | 91 | 6 | 301 | |
| Brooks #1 | 1200001 | 933 | 370 | 39.66% | 1 | 96 | 3 | 265 | |
| Brooks #2 | 1200002 | 1851 | 639 | 34.52% | 2 | 167 | 11 | 472 | |
| Croton | 1400001 | 2562 | 826 | 31.99% | 1 | 226 | 6 | 558 | |
| Dayton | 1600001 | 1599 | 751 | 46.97% | 0 | 127 | 14 | 548 | |
| Denver | 1800001 | 1450 | 430 | 29.66% | 0 | 91 | 3 | 267 | |
| Ensley | 2000001 | 1785 | 688 | 38.54% | 0 | 181 | 4 | 518 | |
| Everett | 2200001 | 1328 | 377 | 28.39% | 1 | 95 | 3 | 224 | |
| Garfield | 2400001 | 1622 | 633 | 39.03% | 0 | 112 | 7 | 448 | |
| Goodwell | 2600001 | 375 | 134 | 35.73% | 0 | 45 | 1 | 111 | |
| Grant | 2800001 | 2223 | 802 | 36.08% | 1 | 164 | 8 | 647 | |
| Home | 3000001 | 182 | 68 | 37.36% | 0 | 22 | 0 | 54 | |
| Lilley | 3200001 | 615 | 186 | 30.24% | 0 | 69 | 1 | 126 | |
| Lincoln | 3400001 | 979 | 311 | 31.77% | 0 | 71 | 0 | 206 | |
| Merrill | 3600001 | 530 | 155 | 29.25% | 0 | 35 | 0 | 75 | |
| Monroe | 3800001 | 244 | 91 | 37.30% | 1 | 21 | 0 | 69 | |
| Norwich | 4000001 | 413 | 175 | 42.37% | 0 | 36 | 0 | 123 | |
| Sheridan Charter | 4200001 | 1954 | 831 | 42.53% | 0 | 134 | 6 | 589 | |
| Sherman | 4400001 | 1567 | 575 | 36.69% | 0 | 102 | 8 | 417 | |
| Troy | 4600001 | 208 | 79 | 37.98% | 0 | 20 | 0 | 48 | |
| Wilcox | 4800001 | 822 | 196 | 23.84% | 0 | 56 | 3 | 153 | |
| City of Fremont #1 | 5200001 | 1530 | 752 | 49.15% | 0 | 100 | 22 | 506 | |
| City of Fremont #2 | 5200002 | 1479 | 687 | 46.45% | 0 | 85 | 15 | 477 | |
| City of Grant | 5400001 | 596 | 206 | 34.56% | 0 | 45 | 1 | 157 | |
| City of Newaygo | 5600001 | 1407 | 446 | 31.70% | 1 | 80 | 5 | 287 | |
| City of White Cloud | 5800001 | 806 | 231 | 28.66% | 2 | 55 | 2 | 154 | |
| Totals | 35091 | 12371 | 10 | 2660 | 134 | 8707 | | | |
| Registered Voters | 35091 | | | | | | | | |
| % of Voter Turnout | 35.25% | | | | | | | | |

Official Results

3/10/2016 4:18 PM

| March 2016 Presidential Primary Election | | | | | Fremont Community Recreation Authority Millage Proposal - .50 Mill | | |
|--|---------|------------------------|------------------------|-------------------------------|---|-------------|-------------|
| All Zeros Page | | | | | | | |
| Results Page | | | | | | | |
| Est Homepage | | | | | | | |
| Precinct | | # of Reg. Voters | Poll Book Totals | % Voters (Per Precinct) | Yes | No | TOTALS |
| Ashland | 0200001 | 1818 | 621 | 34.16% | 0 | 0 | 0 |
| Barton | 0400001 | 511 | 182 | 35.62% | 0 | 0 | 0 |
| Beaver | 0600001 | 352 | 112 | 31.82% | 0 | 0 | 0 |
| Big Prairie | 0800001 | 1851 | 371 | 20.04% | 0 | 0 | 0 |
| Bridgeton | 1000001 | 1479 | 446 | 30.16% | 0 | 0 | 0 |
| Brooks #1 | 1200001 | 933 | 370 | 39.66% | 0 | 0 | 0 |
| Brooks #2 | 1200002 | 1851 | 639 | 34.52% | 0 | 0 | 0 |
| Croton | 1400001 | 2582 | 826 | 31.99% | 0 | 0 | 0 |
| Dayton | 1600001 | 1599 | 751 | 46.97% | 454 | 286 | 740 |
| Denver | 1800001 | 1450 | 430 | 29.66% | 0 | 0 | 0 |
| Ensley | 2000001 | 1785 | 688 | 38.54% | 0 | 0 | 0 |
| Everett | 2200001 | 1328 | 377 | 28.39% | 0 | 0 | 0 |
| Garfield | 2400001 | 1622 | 633 | 39.03% | 0 | 0 | 0 |
| Goodwell | 2600001 | 375 | 134 | 35.73% | 0 | 0 | 0 |
| Grant | 2800001 | 2223 | 802 | 36.08% | 0 | 0 | 0 |
| Home | 3000001 | 182 | 68 | 37.36% | 0 | 0 | 0 |
| Lilley | 3200001 | 615 | 186 | 30.24% | 0 | 0 | 0 |
| Lincoln | 3400001 | 979 | 311 | 31.77% | 0 | 0 | 0 |
| Merrill | 3600001 | 530 | 155 | 29.25% | 0 | 0 | 0 |
| Monroe | 3800001 | 244 | 91 | 37.30% | 0 | 0 | 0 |
| Norwich | 4000001 | 413 | 175 | 42.37% | 0 | 0 | 0 |
| Sheridan Charter | 4200001 | 1954 | 831 | 42.53% | 470 | 348 | 818 |
| Sherman | 4400001 | 1567 | 575 | 36.69% | 0 | 0 | 0 |
| Troy | 4600001 | 208 | 79 | 37.98% | 0 | 0 | 0 |
| Wilcox | 4800001 | 822 | 196 | 23.84% | 0 | 0 | 0 |
| City of Fremont #1 | 5200001 | 1530 | 752 | 49.15% | 484 | 246 | 730 |
| City of Fremont #2 | 5200002 | 1479 | 687 | 46.45% | 457 | 214 | 671 |
| City of Grant | 5400001 | 596 | 206 | 34.56% | 0 | 0 | 0 |
| City of Newaygo | 5600001 | 1407 | 446 | 31.70% | 0 | 0 | 0 |
| City of White Cloud | 5800001 | 806 | 231 | 28.66% | 0 | 0 | 0 |
| Totals | | 35091 | 12371 | | 1865 | 1094 | 2959 |
| Registered Voters | 35091 | | | | | | |
| % of Voter Turnout | 35.25% | | | | | | |

DISTRICT CANVASS

PRESIDENTIAL PRIMARY ELECTION
TUESDAY, MARCH 8, 2016
OAKLAND COUNTY, MICHIGAN
Republican Party

PRINTED 03/16/16, 03:29 PM

PAGE 001.001.01

| 520 PRECINCTS | R V | | T P | PRESIDENT OF THE UNITED STATES (more to follow) | | | | | | | | |
|--------------------|---|---|---|---|-------------------------------|---|------------------------|--|---|--------------------------------------|-------------------------------------|--|
| | E O G T I E S R T S E R E D | B C A A L S L T O T S | U E R R N C O E U N T T A G E | J B e u b s h | B C e a n r s o n | C C h h r r i i s s t i e | T C e r d u z | C F a i r o l r y i n a | L G i r n a d h s a e m y | M H i u k e k a b e e | J R K o . a h s n i c h | G P e a o t r a g k e i |
| 0101 Addison 1 | 1712 | 623 | 36.39 | 5 | 8 | 1 | 140 | 0 | 0 | 1 | 139 | 0 |
| 0102 Addison 2 | 1741 | 593 | 34.06 | 8 | 12 | 2 | 126 | 2 | 0 | 1 | 135 | 0 |
| 0103 Addison 3 | 1253 | 304 | 24.26 | 2 | 5 | 1 | 66 | 0 | 0 | 0 | 70 | 0 |
| 0201 Bloomfield 1 | 927 | 310 | 33.44 | 4 | 1 | 1 | 31 | 0 | 0 | 0 | 128 | 0 |
| 0202 Bloomfield 2 | 697 | 209 | 29.99 | 2 | 1 | 1 | 16 | 0 | 0 | 1 | 84 | 0 |
| 0203 Bloomfield 3 | 1286 | 388 | 30.17 | 5 | 3 | 1 | 38 | 1 | 0 | 0 | 186 | 0 |
| 0204 Bloomfield 4 | 1230 | 372 | 30.24 | 5 | 3 | 2 | 58 | 1 | 0 | 3 | 132 | 0 |
| 0205 Bloomfield 5 | 993 | 268 | 26.99 | 5 | 2 | 0 | 20 | 0 | 0 | 0 | 110 | 0 |
| 0206 Bloomfield 6 | 1236 | 457 | 36.97 | 3 | 1 | 2 | 48 | 0 | 0 | 1 | 189 | 0 |
| 0207 Bloomfield 7 | 687 | 181 | 26.35 | 4 | 1 | 0 | 21 | 0 | 0 | 0 | 73 | 0 |
| 0208 Bloomfield 8 | 2151 | 863 | 40.12 | 15 | 2 | 3 | 78 | 1 | 0 | 0 | 423 | 0 |
| 0209 Bloomfield 9 | 1435 | 474 | 33.03 | 8 | 5 | 1 | 48 | 1 | 0 | 0 | 202 | 0 |
| 0210 Bloomfield 10 | 1545 | 442 | 28.61 | 4 | 3 | 0 | 42 | 1 | 0 | 0 | 185 | 1 |
| 0211 Bloomfield 11 | 1466 | 422 | 28.79 | 10 | 0 | 1 | 48 | 4 | 0 | 2 | 204 | 0 |
| 0212 Bloomfield 12 | 1382 | 312 | 22.58 | 3 | 11 | 1 | 45 | 1 | 0 | 0 | 84 | 0 |
| 0213 Bloomfield 13 | 1106 | 373 | 33.73 | 6 | 1 | 0 | 48 | 1 | 1 | 0 | 162 | 0 |
| 0214 Bloomfield 14 | 1289 | 472 | 36.62 | 3 | 3 | 2 | 68 | 0 | 0 | 0 | 181 | 0 |
| 0215 Bloomfield 15 | 751 | 264 | 35.15 | 3 | 4 | 1 | 35 | 0 | 0 | 1 | 111 | 0 |
| 0216 Bloomfield 16 | 1087 | 314 | 28.89 | 2 | 1 | 0 | 42 | 0 | 0 | 0 | 144 | 0 |
| 0217 Bloomfield 17 | 550 | 123 | 22.36 | 2 | 2 | 0 | 15 | 0 | 0 | 0 | 53 | 0 |
| 0218 Bloomfield 18 | 915 | 286 | 31.26 | 4 | 7 | 1 | 50 | 0 | 0 | 0 | 98 | 0 |
| 0219 Bloomfield 19 | 1194 | 384 | 32.16 | 4 | 4 | 2 | 43 | 2 | 0 | 0 | 143 | 0 |
| 0220 Bloomfield 20 | 1011 | 299 | 29.57 | 5 | 6 | 0 | 46 | 0 | 0 | 0 | 106 | 0 |
| 0221 Bloomfield 21 | 1071 | 408 | 38.10 | 13 | 6 | 3 | 53 | 3 | 1 | 1 | 132 | 0 |
| 0222 Bloomfield 22 | 1414 | 395 | 27.93 | 13 | 3 | 2 | 45 | 0 | 0 | 0 | 148 | 0 |
| 0223 Bloomfield 23 | 922 | 323 | 35.03 | 5 | 1 | 0 | 33 | 0 | 0 | 0 | 111 | 0 |
| 0224 Bloomfield 24 | 962 | 320 | 33.26 | 9 | 1 | 2 | 35 | 0 | 0 | 1 | 117 | 0 |
| 0225 Bloomfield 25 | 673 | 79 | 11.74 | 0 | 1 | 0 | 11 | 1 | 0 | 0 | 22 | 0 |
| 0226 Bloomfield 26 | 1009 | 335 | 33.20 | 1 | 2 | 3 | 70 | 0 | 0 | 0 | 123 | 0 |
| 0227 Bloomfield 27 | 715 | 144 | 20.14 | 0 | 0 | 0 | 23 | 0 | 0 | 0 | 54 | 0 |
| 0228 Bloomfield 28 | 633 | 255 | 40.28 | 0 | 0 | 0 | 16 | 3 | 0 | 0 | 135 | 0 |
| 0229 Bloomfield 29 | 934 | 302 | 32.33 | 3 | 2 | 1 | 39 | 0 | 0 | 0 | 83 | 0 |
| 0230 Bloomfield 30 | 1616 | 433 | 26.79 | 7 | 4 | 1 | 53 | 0 | 0 | 1 | 159 | 0 |
| 0231 Bloomfield 31 | 651 | 297 | 45.62 | 6 | 4 | 2 | 19 | 1 | 0 | 0 | 96 | 0 |
| 0232 Bloomfield 32 | 1087 | 290 | 26.68 | 1 | 4 | 2 | 38 | 2 | 0 | 2 | 101 | 0 |
| 0301 Brandon 1 | 2155 | 521 | 24.18 | 2 | 13 | 0 | 109 | 0 | 0 | 0 | 109 | 0 |
| 0302 Brandon 2 | 2169 | 573 | 26.42 | 4 | 4 | 0 | 125 | 0 | 0 | 0 | 142 | 0 |
| 0303 Brandon 3 | 2260 | 622 | 27.52 | 4 | 16 | 0 | 127 | 2 | 1 | 1 | 142 | 0 |
| 0304 Brandon 4 | 2563 | 729 | 28.44 | 4 | 11 | 0 | 171 | 0 | 0 | 0 | 153 | 0 |
| 0305 Brandon 5 | 1623 | 156 | 9.61 | 1 | 5 | 0 | 22 | 0 | 0 | 0 | 26 | 0 |
| 0306 Brandon 6 | 1097 | 275 | 25.07 | 4 | 5 | 0 | 52 | 1 | 1 | 2 | 56 | 0 |
| 0401 Commerce 1 | 1594 | 388 | 24.34 | 1 | 3 | 1 | 71 | 0 | 0 | 0 | 109 | 0 |
| 0402 Commerce 2 | 2185 | 462 | 21.14 | 0 | 5 | 0 | 90 | 1 | 0 | 1 | 110 | 0 |
| 0403 Commerce 3 | 2372 | 512 | 21.59 | 1 | 4 | 1 | 79 | 1 | 0 | 0 | 145 | 0 |
| 0404 Commerce 4 | 2305 | 540 | 23.43 | 4 | 6 | 2 | 90 | 1 | 0 | 0 | 173 | 0 |
| 0405 Commerce 5 | 2532 | 634 | 25.04 | 2 | 3 | 3 | 106 | 0 | 0 | 0 | 188 | 0 |
| 0406 Commerce 6 | 1835 | 403 | 21.96 | 1 | 5 | 0 | 75 | 0 | 0 | 0 | 113 | 0 |
| 0407 Commerce 7 | 2195 | 713 | 32.48 | 4 | 11 | 1 | 150 | 2 | 0 | 0 | 215 | 1 |

DISTRICT CANVASS

PRESIDENTIAL PRIMARY ELECTION
TUESDAY, MARCH 8, 2016
OAKLAND COUNTY, MICHIGAN
Republican Party

PRINTED 03/16/16, 03:29 PM

PAGE 001.001.02

| 520 PRECINCTS | R E O G T I E S R T S E R E D | B C A A L S L T O T S | T P U E R R N C O E U N T T A G E | PRESIDENT OF THE UNITED STATES (more to follow) | | | | | | | | |
|----------------------|---|---|---|---|---|---|---------------------------------|--|---|--|---|--|
| | | | | J B e u b s h | B C e a n r s o n | C C h h r r i i s s t i e | T C e r d u z | C F a i r o l r y i n a | L G i r n a d h s a e m y | M H i u k c e k a b e e | J R K o . h s n i c h | G P e a o t r a g k e i |
| 0408 Commerce 8 | 2358 | 653 | 27.69 | 1 | 7 | 0 | 124 | 1 | 0 | 0 | 207 | 0 |
| 0409 Commerce 9 | 2377 | 672 | 28.27 | 3 | 9 | 2 | 144 | 1 | 0 | 0 | 203 | 0 |
| 0410 Commerce 10 | 2052 | 506 | 24.66 | 3 | 3 | 1 | 94 | 0 | 0 | 0 | 149 | 0 |
| 0411 Commerce 11 | 2611 | 600 | 22.98 | 1 | 1 | 0 | 111 | 0 | 0 | 0 | 184 | 0 |
| 0412 Commerce 12 | 1344 | 315 | 23.44 | 0 | 4 | 1 | 63 | 1 | 0 | 1 | 71 | 0 |
| 0413 Commerce 13 | 2224 | 506 | 22.75 | 3 | 9 | 2 | 102 | 1 | 0 | 0 | 165 | 1 |
| 0414 Commerce 14 | 1847 | 277 | 15.00 | 3 | 3 | 0 | 61 | 1 | 0 | 1 | 53 | 0 |
| 0415 Commerce 15 | 1787 | 495 | 27.70 | 5 | 2 | 0 | 83 | 0 | 0 | 1 | 163 | 0 |
| 0501 Groveland 1 | 1571 | 480 | 30.55 | 1 | 8 | 1 | 118 | 1 | 0 | 0 | 98 | 3 |
| 0502 Groveland 2 | 1401 | 304 | 21.70 | 3 | 7 | 0 | 66 | 0 | 0 | 1 | 53 | 0 |
| 0503 Groveland 3 | 1163 | 366 | 31.47 | 0 | 3 | 0 | 89 | 0 | 0 | 0 | 98 | 0 |
| 0601 Highland 1 | 2543 | 764 | 30.04 | 6 | 12 | 1 | 157 | 0 | 0 | 2 | 191 | 1 |
| 0602 Highland 2 | 2205 | 569 | 25.80 | 3 | 7 | 0 | 99 | 0 | 0 | 2 | 100 | 0 |
| 0603 Highland 3 | 1660 | 325 | 19.58 | 4 | 8 | 3 | 65 | 0 | 0 | 0 | 67 | 0 |
| 0604 Highland 4 | 2254 | 611 | 27.11 | 4 | 7 | 0 | 127 | 1 | 0 | 0 | 162 | 0 |
| 0605 Highland 5 | 1363 | 486 | 35.66 | 5 | 6 | 1 | 74 | 0 | 0 | 0 | 152 | 0 |
| 0606 Highland 6 | 1998 | 589 | 29.48 | 8 | 8 | 4 | 143 | 1 | 0 | 0 | 124 | 0 |
| 0607 Highland 7 | 1259 | 325 | 25.81 | 1 | 2 | 0 | 64 | 0 | 0 | 1 | 61 | 0 |
| 0608 Highland 8 | 1431 | 399 | 27.88 | 1 | 7 | 1 | 98 | 0 | 0 | 0 | 102 | 0 |
| 0701 Holly 1 | 2281 | 410 | 17.97 | 1 | 13 | 2 | 86 | 0 | 1 | 3 | 73 | 0 |
| 0702 Holly 2 | 2328 | 351 | 15.08 | 1 | 8 | 1 | 90 | 1 | 0 | 0 | 67 | 0 |
| 0703 Holly 3 | 2073 | 473 | 22.82 | 2 | 6 | 0 | 109 | 1 | 0 | 0 | 99 | 0 |
| 0704 Holly 4 | 2235 | 560 | 25.06 | 2 | 6 | 0 | 115 | 1 | 0 | 0 | 116 | 0 |
| 0801 Independence 1 | 2507 | 769 | 30.67 | 2 | 7 | 1 | 183 | 0 | 0 | 1 | 194 | 0 |
| 0802 Independence 2 | 1919 | 586 | 30.54 | 2 | 9 | 1 | 97 | 0 | 0 | 1 | 178 | 0 |
| 0803 Independence 3 | 2085 | 673 | 32.28 | 1 | 3 | 0 | 148 | 0 | 0 | 1 | 220 | 0 |
| 0804 Independence 4 | 1973 | 705 | 35.73 | 0 | 9 | 1 | 155 | 0 | 0 | 1 | 201 | 0 |
| 0805 Independence 5 | 2249 | 721 | 32.06 | 4 | 10 | 1 | 106 | 3 | 0 | 0 | 205 | 0 |
| 0806 Independence 6 | 2219 | 635 | 28.62 | 9 | 10 | 1 | 120 | 1 | 0 | 1 | 163 | 0 |
| 0807 Independence 7 | 2487 | 654 | 26.30 | 8 | 10 | 1 | 103 | 0 | 0 | 0 | 207 | 0 |
| 0808 Independence 8 | 1521 | 505 | 33.20 | 3 | 5 | 2 | 101 | 0 | 0 | 2 | 145 | 0 |
| 0809 Independence 9 | 2160 | 714 | 33.06 | 4 | 10 | 0 | 102 | 1 | 0 | 1 | 257 | 0 |
| 0810 Independence 10 | 2425 | 452 | 18.64 | 5 | 7 | 1 | 102 | 0 | 1 | 2 | 91 | 0 |
| 0811 Independence 11 | 2666 | 580 | 21.76 | 5 | 4 | 1 | 113 | 2 | 0 | 0 | 142 | 1 |
| 0812 Independence 12 | 1136 | 309 | 27.20 | 4 | 7 | 1 | 62 | 1 | 0 | 2 | 68 | 0 |
| 0813 Independence 13 | 1834 | 459 | 25.03 | 4 | 9 | 1 | 93 | 2 | 0 | 0 | 100 | 0 |
| 0901 Lyon 1 | 2101 | 547 | 26.04 | 1 | 0 | 2 | 108 | 0 | 0 | 0 | 156 | 0 |
| 0902 Lyon 2 | 2097 | 551 | 26.28 | 2 | 2 | 1 | 115 | 1 | 0 | 2 | 207 | 0 |
| 0903 Lyon 3 | 2031 | 425 | 20.93 | 4 | 5 | 0 | 102 | 0 | 2 | 1 | 107 | 0 |
| 0904 Lyon 4 | 1913 | 454 | 23.73 | 4 | 2 | 0 | 100 | 0 | 0 | 1 | 122 | 0 |
| 0905 Lyon 5 | 1855 | 604 | 32.56 | 2 | 7 | 5 | 123 | 0 | 0 | 1 | 160 | 0 |
| 0906 Lyon 6 | 2751 | 829 | 30.13 | 3 | 5 | 2 | 175 | 0 | 0 | 0 | 256 | 0 |
| 1001 Milford 1 | 1746 | 560 | 32.07 | 4 | 8 | 3 | 113 | 0 | 0 | 1 | 128 | 2 |
| 1002 Milford 2 | 1746 | 352 | 20.16 | 2 | 2 | 0 | 95 | 0 | 0 | 1 | 81 | 0 |
| 1003 Milford 3 | 1760 | 583 | 33.13 | 0 | 6 | 1 | 112 | 3 | 0 | 0 | 158 | 1 |
| 1004 Milford 4 | 2763 | 805 | 29.13 | 8 | 9 | 1 | 157 | 0 | 0 | 1 | 231 | 0 |
| 1005 Milford 5 | 624 | 130 | 20.83 | 2 | 0 | 0 | 23 | 0 | 0 | 0 | 32 | 1 |
| 1006 Milford 6 | 1227 | 369 | 30.07 | 0 | 4 | 0 | 68 | 0 | 0 | 0 | 115 | 0 |
| 1007 Milford 7 | 1927 | 538 | 27.92 | 0 | 9 | 1 | 113 | 0 | 0 | 2 | 156 | 0 |

DISTRICT CANVASS

PRESIDENTIAL PRIMARY ELECTION
TUESDAY, MARCH 8, 2016
OAKLAND COUNTY, MICHIGAN
Republican Party

PRINTED 03/16/16. 03:29 PM

PAGE 001.001.03

| 520 PRECINCTS | R V E O G T I E S R T S E R E D | B C A A L S L T O T S | T P U E R R N C O E U N T T A G E | PRESIDENT OF THE UNITED STATES (more to follow) | | | | | | | | |
|------------------------|--|---|---|---|---|---|---------------------------------|--|---|--|--|--|
| | | | | J B e u b s h | B C e a n r s o n | C C h h r r i i s s t i e | T C e r d u z | C F a i r o l r y i n a | L G i r n a d h s a e m y | M H i u k c e k a b e e | J R K o . a h s n i c h | G P e a o t r a g k e i |
| 1008 Milford 8 | 1225 | 363 | 29.63 | 4 | 5 | 2 | 64 | 0 | 0 | 1 | 116 | 0 |
| 1101 Novi Twp 1 | 131 | 47 | 35.88 | 0 | 0 | 0 | 8 | 0 | 0 | 0 | 21 | 0 |
| 1201 Oakland 1 | 1750 | 646 | 36.91 | 1 | 7 | 3 | 124 | 0 | 0 | 0 | 217 | 0 |
| 1202 Oakland 2 | 1929 | 541 | 28.05 | 5 | 7 | 1 | 124 | 2 | 0 | 1 | 123 | 0 |
| 1203 Oakland 3 | 844 | 304 | 36.02 | 0 | 4 | 0 | 56 | 0 | 0 | 0 | 90 | 0 |
| 1204 Oakland 4 | 1552 | 581 | 37.44 | 5 | 5 | 1 | 83 | 2 | 0 | 0 | 188 | 0 |
| 1205 Oakland 5 | 1788 | 537 | 30.03 | 1 | 4 | 0 | 92 | 0 | 0 | 0 | 238 | 0 |
| 1206 Oakland 6 | 1871 | 609 | 32.55 | 1 | 3 | 0 | 117 | 0 | 0 | 1 | 198 | 0 |
| 1207 Oakland 7 | 2137 | 714 | 33.41 | 7 | 2 | 2 | 100 | 1 | 0 | 1 | 231 | 0 |
| 1208 Oakland 8 | 1353 | 475 | 35.11 | 1 | 6 | 2 | 90 | 0 | 0 | 2 | 157 | 0 |
| 1301 Orion 1 | 1849 | 481 | 26.01 | 4 | 5 | 1 | 94 | 2 | 0 | 1 | 136 | 0 |
| 1302 Orion 2 | 2194 | 535 | 24.38 | 2 | 12 | 0 | 93 | 0 | 0 | 2 | 144 | 0 |
| 1303 Orion 3 | 1837 | 617 | 33.59 | 1 | 4 | 2 | 89 | 3 | 0 | 0 | 171 | 0 |
| 1304 Orion 4 | 2056 | 636 | 30.93 | 2 | 6 | 0 | 112 | 0 | 0 | 1 | 165 | 1 |
| 1305 Orion 5 | 2084 | 663 | 31.81 | 4 | 7 | 0 | 102 | 0 | 0 | 0 | 242 | 0 |
| 1306 Orion 6 | 1700 | 629 | 37.00 | 2 | 8 | 3 | 95 | 0 | 0 | 0 | 229 | 1 |
| 1307 Orion 7 | 1822 | 405 | 22.23 | 1 | 13 | 0 | 63 | 1 | 0 | 0 | 111 | 1 |
| 1308 Orion 8 | 1484 | 403 | 27.16 | 3 | 4 | 2 | 76 | 1 | 0 | 0 | 120 | 0 |
| 1309 Orion 9 | 1928 | 467 | 24.22 | 3 | 11 | 0 | 94 | 0 | 0 | 3 | 162 | 1 |
| 1310 Orion 10 | 1602 | 513 | 32.02 | 2 | 10 | 1 | 98 | 1 | 0 | 0 | 173 | 0 |
| 1311 Orion 11 | 1325 | 323 | 24.38 | 1 | 3 | 0 | 62 | 0 | 0 | 0 | 98 | 0 |
| 1312 Orion 12 | 1905 | 475 | 24.93 | 1 | 3 | 2 | 88 | 0 | 0 | 1 | 145 | 0 |
| 1313 Orion 13 | 1847 | 531 | 28.75 | 5 | 9 | 1 | 105 | 1 | 0 | 2 | 159 | 0 |
| 1314 Orion 14 | 1148 | 370 | 32.23 | 2 | 2 | 1 | 85 | 1 | 0 | 0 | 148 | 1 |
| 1315 Orion 15 | 1462 | 319 | 21.82 | 1 | 3 | 0 | 74 | 0 | 1 | 1 | 97 | 0 |
| 1401 Oxford 1 | 2512 | 633 | 25.20 | 3 | 10 | 1 | 137 | 1 | 0 | 2 | 146 | 0 |
| 1402 Oxford 2 | 1847 | 363 | 19.65 | 3 | 6 | 1 | 82 | 1 | 0 | 0 | 75 | 0 |
| 1403 Oxford 3 | 2465 | 741 | 30.06 | 5 | 12 | 0 | 161 | 1 | 0 | 1 | 204 | 0 |
| 1404 Oxford 4 | 2291 | 695 | 30.34 | 5 | 6 | 1 | 151 | 1 | 0 | 1 | 188 | 0 |
| 1405 Oxford 5 | 1715 | 327 | 19.07 | 0 | 3 | 0 | 71 | 0 | 0 | 0 | 77 | 0 |
| 1406 Oxford 6 | 2125 | 610 | 28.71 | 3 | 14 | 0 | 146 | 0 | 0 | 0 | 139 | 0 |
| 1407 Oxford 7 | 2058 | 569 | 27.65 | 6 | 7 | 2 | 113 | 1 | 0 | 3 | 168 | 0 |
| 1501 Rose 1 | 1300 | 331 | 25.46 | 1 | 7 | 0 | 66 | 0 | 0 | 0 | 84 | 0 |
| 1502 Rose 2 | 1751 | 425 | 24.27 | 1 | 6 | 0 | 87 | 0 | 1 | 1 | 95 | 0 |
| 1503 Rose 3 | 1865 | 491 | 26.33 | 4 | 7 | 0 | 113 | 0 | 0 | 0 | 107 | 0 |
| 1601 Royal Oak Twp 1 | 1465 | 3 | .20 | 0 | 1 | 0 | 0 | 0 | 0 | 0 | 2 | 0 |
| 1602 Royal Oak Twp 2 | 1091 | 6 | .55 | 0 | 1 | 0 | 2 | 0 | 0 | 0 | 0 | 0 |
| 1701 Southfield Twp 1 | 877 | 202 | 23.03 | 3 | 3 | 1 | 30 | 0 | 0 | 1 | 84 | 0 |
| 1702 Southfield Twp 2 | 984 | 253 | 25.71 | 3 | 1 | 0 | 39 | 0 | 0 | 0 | 110 | 0 |
| 1703 Southfield Twp 3 | 776 | 234 | 30.15 | 3 | 1 | 1 | 48 | 0 | 0 | 1 | 94 | 1 |
| 1704 Southfield Twp 4 | 1220 | 441 | 36.15 | 8 | 1 | 2 | 43 | 3 | 0 | 0 | 243 | 0 |
| 1705 Southfield Twp 5 | 1278 | 317 | 24.80 | 5 | 3 | 1 | 51 | 1 | 0 | 0 | 148 | 1 |
| 1706 Southfield Twp 6 | 1913 | 618 | 32.31 | 12 | 4 | 3 | 78 | 1 | 0 | 2 | 289 | 0 |
| 1707 Southfield Twp 7 | 1105 | 337 | 30.50 | 5 | 2 | 3 | 50 | 0 | 0 | 0 | 145 | 0 |
| 1708 Southfield Twp 8 | 1373 | 397 | 28.91 | 2 | 0 | 0 | 30 | 0 | 0 | 0 | 180 | 1 |
| 1709 Southfield Twp 9 | 1118 | 295 | 26.39 | 3 | 0 | 0 | 40 | 2 | 0 | 0 | 123 | 0 |
| 1710 Southfield Twp 10 | 888 | 299 | 33.67 | 5 | 2 | 1 | 35 | 0 | 0 | 0 | 119 | 0 |
| 1801 Springfield 1 | 1519 | 493 | 32.46 | 0 | 7 | 0 | 88 | 0 | 0 | 0 | 142 | 0 |
| 1802 Springfield 2 | 1598 | 371 | 23.22 | 1 | 5 | 0 | 91 | 0 | 0 | 0 | 80 | 0 |

PRESIDENTIAL PRIMARY ELECTION
TUESDAY, MARCH 8, 2016
OAKLAND COUNTY, MICHIGAN
Republican Party

PAGE 001.001.04

| 520 PRECINCTS | R E O G T I E S R T S E R E D | B C A A L S L T O T S | T P U E R R N C O E U N T T A G E | PRESIDENT OF THE UNITED STATES (more to follow) | | | | | | | | |
|-----------------------|---|---|---|---|---|--|---------------------------------|--|---|---|---|---|
| | | | | J B e u b s h | B C e a n r s o n | C C h h r r i s s t i e | T C e r d u z | C F a i r o l r y i n a | L G i r n a d h s a e m y | M H i u k c k a b e e | J R K o . a s n i c h | G P e a t o t r a g k e i |
| 1803 Springfield 3 | 2023 | 576 | 28.47 | 2 | 6 | 2 | 131 | 0 | 0 | 1 | 130 | 0 |
| 1804 Springfield 4 | 1454 | 374 | 25.72 | 4 | 4 | 1 | 55 | 1 | 0 | 1 | 104 | 0 |
| 1805 Springfield 5 | 1700 | 564 | 33.18 | 0 | 6 | 0 | 135 | 1 | 0 | 1 | 185 | 1 |
| 1806 Springfield 6 | 1652 | 522 | 31.60 | 2 | 5 | 1 | 97 | 0 | 0 | 1 | 162 | 0 |
| 1807 Springfield 7 | 863 | 294 | 34.07 | 3 | 5 | 1 | 67 | 0 | 1 | 2 | 76 | 0 |
| 1901 Waterford 1 | 1891 | 473 | 25.01 | 4 | 4 | 0 | 74 | 0 | 1 | 1 | 121 | 0 |
| 1902 Waterford 2 | 1941 | 448 | 23.08 | 2 | 5 | 0 | 87 | 2 | 0 | 2 | 101 | 0 |
| 1903 Waterford 3 | 1374 | 349 | 25.40 | 5 | 5 | 1 | 49 | 0 | 0 | 1 | 94 | 0 |
| 1904 Waterford 4 | 2078 | 414 | 19.92 | 2 | 6 | 1 | 97 | 0 | 0 | 0 | 91 | 0 |
| 1905 Waterford 5 | 1933 | 397 | 20.54 | 2 | 11 | 1 | 71 | 1 | 0 | 0 | 85 | 0 |
| 1906 Waterford 6 | 2326 | 476 | 20.46 | 6 | 10 | 1 | 94 | 1 | 1 | 1 | 126 | 2 |
| 1907 Waterford 7 | 1732 | 464 | 26.79 | 2 | 7 | 0 | 105 | 1 | 0 | 0 | 125 | 1 |
| 1908 Waterford 8 | 2100 | 581 | 27.67 | 1 | 5 | 0 | 117 | 0 | 0 | 1 | 155 | 0 |
| 1909 Waterford 9 | 1457 | 362 | 24.85 | 3 | 3 | 0 | 80 | 0 | 1 | 0 | 82 | 0 |
| 1910 Waterford 10 | 1791 | 494 | 27.58 | 3 | 6 | 1 | 110 | 0 | 0 | 0 | 121 | 0 |
| 1911 Waterford 11 | 1806 | 404 | 22.37 | 2 | 3 | 2 | 66 | 1 | 1 | 4 | 98 | 0 |
| 1912 Waterford 12 | 1891 | 477 | 25.22 | 7 | 10 | 1 | 68 | 2 | 0 | 2 | 124 | 0 |
| 1913 Waterford 13 | 1731 | 244 | 14.10 | 3 | 5 | 1 | 39 | 0 | 0 | 0 | 58 | 0 |
| 1914 Waterford 14 | 1424 | 360 | 25.28 | 3 | 8 | 0 | 61 | 4 | 0 | 0 | 79 | 0 |
| 1915 Waterford 15 | 1768 | 323 | 18.27 | 5 | 8 | 1 | 42 | 0 | 0 | 0 | 65 | 0 |
| 1916 Waterford 16 | 1809 | 451 | 24.93 | 4 | 6 | 0 | 83 | 0 | 0 | 1 | 118 | 0 |
| 1917 Waterford 17 | 2424 | 353 | 14.56 | 8 | 7 | 0 | 65 | 0 | 0 | 0 | 63 | 1 |
| 1918 Waterford 18 | 1667 | 356 | 21.36 | 3 | 4 | 0 | 69 | 0 | 0 | 1 | 79 | 0 |
| 1919 Waterford 19 | 1905 | 291 | 15.28 | 3 | 4 | 0 | 47 | 1 | 0 | 0 | 71 | 0 |
| 1920 Waterford 20 | 1844 | 217 | 11.77 | 5 | 6 | 0 | 39 | 0 | 0 | 0 | 49 | 0 |
| 1921 Waterford 21 | 1796 | 318 | 17.71 | 2 | 1 | 0 | 74 | 0 | 0 | 1 | 76 | 1 |
| 1922 Waterford 22 | 2195 | 430 | 19.59 | 0 | 6 | 1 | 81 | 0 | 0 | 1 | 103 | 0 |
| 1923 Waterford 23 | 2106 | 469 | 22.27 | 1 | 6 | 0 | 78 | 0 | 0 | 2 | 92 | 0 |
| 1924 Waterford 24 | 2278 | 491 | 21.55 | 3 | 6 | 0 | 86 | 2 | 0 | 1 | 131 | 0 |
| 1925 Waterford 25 | 2052 | 419 | 20.42 | 3 | 8 | 1 | 76 | 0 | 0 | 3 | 110 | 0 |
| 1926 Waterford 26 | 1923 | 260 | 13.52 | 2 | 4 | 0 | 56 | 0 | 0 | 0 | 50 | 0 |
| 1927 Waterford 27 | 1974 | 384 | 19.45 | 1 | 3 | 0 | 72 | 0 | 0 | 1 | 97 | 0 |
| 1928 Waterford 28 | 1773 | 275 | 15.51 | 3 | 7 | 0 | 48 | 0 | 0 | 0 | 60 | 0 |
| 1929 Waterford 29 | 1618 | 328 | 20.27 | 1 | 9 | 1 | 50 | 0 | 0 | 1 | 76 | 0 |
| 2001 W. Bloomfield 1 | 2213 | 494 | 22.32 | 5 | 4 | 4 | 70 | 3 | 0 | 0 | 174 | 0 |
| 2002 W. Bloomfield 2 | 2238 | 473 | 21.13 | 4 | 8 | 2 | 79 | 0 | 0 | 1 | 138 | 0 |
| 2003 W. Bloomfield 3 | 1016 | 285 | 28.05 | 5 | 5 | 0 | 45 | 0 | 0 | 1 | 62 | 0 |
| 2004 W. Bloomfield 4 | 2256 | 538 | 23.85 | 3 | 6 | 3 | 69 | 1 | 1 | 0 | 190 | 0 |
| 2005 W. Bloomfield 5 | 2117 | 497 | 23.48 | 4 | 2 | 2 | 71 | 0 | 0 | 1 | 163 | 0 |
| 2006 W. Bloomfield 6 | 1777 | 269 | 15.14 | 2 | 2 | 0 | 35 | 1 | 0 | 0 | 104 | 0 |
| 2007 W. Bloomfield 7 | 1516 | 292 | 19.26 | 4 | 3 | 4 | 24 | 1 | 0 | 0 | 108 | 0 |
| 2008 W. Bloomfield 8 | 2302 | 611 | 26.54 | 4 | 3 | 0 | 92 | 0 | 0 | 0 | 241 | 0 |
| 2009 W. Bloomfield 9 | 1644 | 298 | 18.13 | 1 | 1 | 1 | 48 | 0 | 1 | 1 | 120 | 1 |
| 2010 W. Bloomfield 10 | 2410 | 546 | 22.66 | 1 | 3 | 1 | 56 | 0 | 0 | 0 | 223 | 0 |
| 2011 W. Bloomfield 11 | 2151 | 352 | 16.36 | 1 | 3 | 2 | 54 | 1 | 0 | 1 | 118 | 0 |
| 2012 W. Bloomfield 12 | 2307 | 283 | 12.27 | 2 | 1 | 4 | 38 | 1 | 0 | 0 | 71 | 0 |
| 2013 W. Bloomfield 13 | 1985 | 486 | 24.48 | 4 | 3 | 0 | 64 | 0 | 0 | 0 | 221 | 0 |
| 2014 W. Bloomfield 14 | 1735 | 382 | 22.02 | 4 | 4 | 2 | 73 | 0 | 1 | 0 | 91 | 0 |
| 2015 W. Bloomfield 15 | 2599 | 494 | 19.01 | 7 | 12 | 4 | 51 | 1 | 0 | 0 | 154 | 0 |

DISTRICT CANVASS

PRESIDENTIAL PRIMARY ELECTION
TUESDAY, MARCH 8, 2016
OAKLAND COUNTY, MICHIGAN
Republican Party

PRINTED 03/16/16, 03:29 PM

PAGE 001.001.05

| 520 PRECINCTS | R E G I S T E R E D | V O T E S | T P U E R R O R S | PRESIDENT OF THE UNITED STATES (more to follow) | | | | | | | | |
|-------------------------|--|-----------------------|---|---|---|--|---------------------------------|--|---|--|--------------------------------------|---|
| | | | | J B e u b s h | B C e a n r s o n | C C h h r r i s s t i e | T C e r d u z | C F a i r o l r y i n a | L G i r n a d h s a e m y | M H i u k c e k a b e e | J R K o h n c h | G P e a t r a n k e i |
| 2016 W. Bloomfield 16 | 2276 | 610 | 26.80 | 5 | 0 | 3 | 60 | 0 | 0 | 0 | 214 | 0 |
| 2017 W. Bloomfield 17 | 2213 | 487 | 22.01 | 5 | 3 | 0 | 34 | 2 | 1 | 2 | 197 | 0 |
| 2018 W. Bloomfield 18 | 1746 | 413 | 23.65 | 3 | 0 | 4 | 55 | 0 | 0 | 0 | 134 | 1 |
| 2019 W. Bloomfield 19 | 1901 | 284 | 14.94 | 1 | 1 | 0 | 32 | 0 | 0 | 0 | 94 | 1 |
| 2020 W. Bloomfield 20 | 1378 | 236 | 17.13 | 2 | 1 | 0 | 31 | 1 | 0 | 0 | 91 | 0 |
| 2021 W. Bloomfield 21 | 1758 | 229 | 13.03 | 0 | 2 | 0 | 30 | 0 | 0 | 0 | 76 | 1 |
| 2022 W. Bloomfield 22 | 2345 | 361 | 15.39 | 0 | 4 | 2 | 47 | 1 | 0 | 1 | 109 | 0 |
| 2023 W. Bloomfield 23 | 2524 | 396 | 15.69 | 5 | 1 | 2 | 38 | 1 | 0 | 2 | 118 | 0 |
| 2024 W. Bloomfield 24 | 1739 | 228 | 13.11 | 1 | 1 | 0 | 30 | 0 | 0 | 2 | 76 | 0 |
| 2025 W. Bloomfield 25 | 2099 | 534 | 25.44 | 1 | 5 | 2 | 79 | 0 | 0 | 0 | 189 | 0 |
| 2101 White Lake 1 | 2185 | 600 | 27.46 | 6 | 6 | 4 | 116 | 0 | 0 | 0 | 170 | 1 |
| 2102 White Lake 2 | 2350 | 624 | 26.55 | 2 | 7 | 5 | 113 | 1 | 0 | 0 | 139 | 1 |
| 2103 White Lake 3 | 1342 | 399 | 29.73 | 6 | 10 | 2 | 72 | 0 | 0 | 1 | 106 | 0 |
| 2104 White Lake 4 | 979 | 254 | 25.94 | 2 | 1 | 0 | 58 | 0 | 0 | 1 | 56 | 0 |
| 2105 White Lake 5 | 2212 | 602 | 27.22 | 4 | 10 | 2 | 122 | 0 | 0 | 1 | 142 | 0 |
| 2106 White Lake 6 | 2694 | 537 | 19.93 | 5 | 7 | 1 | 96 | 0 | 0 | 2 | 103 | 0 |
| 2107 White Lake 7 | 1759 | 484 | 27.52 | 3 | 13 | 0 | 98 | 0 | 0 | 1 | 113 | 0 |
| 2108 White Lake 8 | 2551 | 511 | 20.03 | 2 | 8 | 5 | 87 | 0 | 0 | 0 | 106 | 0 |
| 2109 White Lake 9 | 2066 | 404 | 19.55 | 1 | 5 | 0 | 60 | 0 | 0 | 1 | 104 | 1 |
| 2110 White Lake 10 | 2240 | 403 | 17.99 | 1 | 3 | 0 | 68 | 1 | 0 | 1 | 93 | 1 |
| 2111 White Lake 11 | 2188 | 601 | 27.47 | 6 | 7 | 1 | 109 | 0 | 0 | 0 | 137 | 0 |
| 2112 White Lake 12 | 1302 | 345 | 26.50 | 12 | 4 | 0 | 59 | 1 | 0 | 0 | 96 | 0 |
| 2201 Auburn Hills 1 | 990 | 190 | 19.19 | 1 | 6 | 0 | 61 | 0 | 0 | 0 | 37 | 0 |
| 2202 Auburn Hills 2 | 1507 | 172 | 11.41 | 1 | 5 | 0 | 41 | 0 | 0 | 1 | 40 | 0 |
| 2203 Auburn Hills 3 | 1746 | 257 | 14.72 | 0 | 2 | 0 | 51 | 1 | 0 | 1 | 63 | 0 |
| 2204 Auburn Hills 4 | 1744 | 247 | 14.16 | 1 | 1 | 1 | 65 | 1 | 0 | 0 | 44 | 0 |
| 2205 Auburn Hills 5 | 1319 | 288 | 21.83 | 1 | 10 | 0 | 52 | 1 | 0 | 0 | 81 | 1 |
| 2206 Auburn Hills 6 | 1941 | 542 | 27.92 | 3 | 14 | 0 | 89 | 0 | 0 | 0 | 172 | 2 |
| 2207 Auburn Hills 7 | 1887 | 235 | 12.45 | 5 | 7 | 0 | 63 | 1 | 0 | 0 | 43 | 0 |
| 2208 Auburn Hills 8 | 1632 | 202 | 12.38 | 3 | 3 | 0 | 62 | 0 | 0 | 0 | 44 | 0 |
| 2209 Auburn Hills 9 | 1272 | 194 | 15.25 | 1 | 3 | 0 | 32 | 0 | 0 | 0 | 63 | 0 |
| 2301 Berkley 1 | 1880 | 407 | 21.65 | 1 | 4 | 0 | 67 | 2 | 1 | 0 | 168 | 0 |
| 2302 Berkley 2 | 1777 | 434 | 24.42 | 1 | 2 | 0 | 84 | 0 | 0 | 2 | 158 | 0 |
| 2303 Berkley 3 | 1787 | 315 | 17.63 | 1 | 4 | 2 | 70 | 0 | 0 | 0 | 106 | 0 |
| 2304 Berkley 4 | 1780 | 347 | 19.49 | 4 | 4 | 0 | 63 | 2 | 0 | 1 | 131 | 2 |
| 2305 Berkley 5 | 1541 | 327 | 21.22 | 3 | 2 | 0 | 73 | 0 | 0 | 1 | 107 | 0 |
| 2306 Berkley 6 | 1823 | 328 | 17.99 | 2 | 4 | 0 | 55 | 0 | 0 | 0 | 100 | 0 |
| 2307 Berkley 7 | 1768 | 345 | 19.51 | 3 | 1 | 0 | 66 | 0 | 0 | 0 | 138 | 0 |
| 2401 Birmingham 1 | 1935 | 603 | 31.16 | 4 | 4 | 1 | 37 | 0 | 0 | 1 | 253 | 0 |
| 2402 Birmingham 2 | 1940 | 598 | 30.82 | 6 | 3 | 0 | 48 | 1 | 0 | 1 | 333 | 0 |
| 2403 Birmingham 3 | 1726 | 430 | 24.91 | 4 | 2 | 1 | 66 | 0 | 0 | 1 | 180 | 1 |
| 2404 Birmingham 4 | 1971 | 703 | 35.67 | 6 | 2 | 1 | 42 | 0 | 0 | 1 | 366 | 0 |
| 2405 Birmingham 5 | 1855 | 571 | 30.78 | 5 | 2 | 0 | 60 | 0 | 0 | 0 | 287 | 0 |
| 2406 Birmingham 6 | 2125 | 576 | 27.11 | 7 | 4 | 0 | 46 | 1 | 0 | 0 | 261 | 0 |
| 2407 Birmingham 7 | 2205 | 478 | 21.68 | 4 | 1 | 1 | 51 | 0 | 0 | 1 | 210 | 0 |
| 2408 Birmingham 8 | 1754 | 375 | 21.38 | 5 | 6 | 0 | 44 | 1 | 0 | 0 | 137 | 0 |
| 2409 Birmingham 9 | 1465 | 344 | 23.48 | 5 | 3 | 0 | 58 | 0 | 0 | 0 | 127 | 0 |
| 2501 Bloomfield Hills 1 | 1921 | 715 | 37.22 | 3 | 4 | 2 | 86 | 1 | 0 | 3 | 265 | 0 |
| 2502 Bloomfield Hills 2 | 1533 | 504 | 32.88 | 7 | 1 | 2 | 29 | 0 | 0 | 0 | 226 | 1 |

DISTRICT CANVASS

PRESIDENTIAL PRIMARY ELECTION
TUESDAY, MARCH 8, 2016
OAKLAND COUNTY, MICHIGAN
Republican Party

PRINTED 03/16/16, 03:29 PM

PAGE 001.001.06

| 520 PRECINCTS | R E G I S T E R E D | V O T E S | T P U E R R N C O E U N T A G E | PRESIDENT OF THE UNITED STATES (more to follow) | | | | | | | | |
|--------------------------|--|-----------------------|--|---|---|--|---------------------------------|--|---|--|---|--|
| | | | | J B e u b s h | B C e a n r s o n | C C h h r r i s s t i e | T C e r d u z | C F a i r o l r y i n a | L G i r n a d h s a e m y | M H i u k c e k a b e e | J R K o . a h s n c h | G P e a o t r a g k e i |
| 2601 Clarkston 1 | 844 | 269 | 31.87 | 4 | 5 | 0 | 51 | 0 | 0 | 0 | 81 | 0 |
| 2701 Clawson 1 | 2437 | 514 | 21.09 | 4 | 4 | 0 | 107 | 0 | 0 | 1 | 150 | 1 |
| 2702 Clawson 2 | 1652 | 326 | 19.73 | 2 | 7 | 0 | 61 | 0 | 0 | 0 | 105 | 0 |
| 2703 Clawson 3 | 1589 | 391 | 24.61 | 0 | 4 | 1 | 57 | 0 | 0 | 1 | 134 | 0 |
| 2704 Clawson 4 | 1520 | 333 | 21.91 | 2 | 5 | 1 | 61 | 0 | 0 | 0 | 101 | 0 |
| 2705 Clawson 5 | 1923 | 456 | 23.71 | 1 | 10 | 1 | 77 | 1 | 0 | 0 | 116 | 1 |
| 2801 Farmington 1 | 1033 | 288 | 27.88 | 0 | 5 | 1 | 45 | 1 | 0 | 0 | 102 | 0 |
| 2802 Farmington 2 | 1452 | 340 | 23.42 | 0 | 9 | 0 | 69 | 0 | 0 | 1 | 111 | 1 |
| 2803 Farmington 3 | 1358 | 262 | 19.29 | 3 | 2 | 0 | 56 | 2 | 0 | 0 | 91 | 0 |
| 2804 Farmington 4 | 1258 | 240 | 19.08 | 0 | 2 | 1 | 50 | 0 | 0 | 0 | 90 | 0 |
| 2805 Farmington 5 | 1137 | 292 | 25.68 | 0 | 6 | 1 | 57 | 0 | 0 | 1 | 108 | 0 |
| 2806 Farmington 6 | 1309 | 288 | 22.00 | 7 | 2 | 0 | 58 | 0 | 0 | 1 | 106 | 0 |
| 2901 Farmington Hills 1 | 2089 | 353 | 16.90 | 1 | 1 | 1 | 55 | 0 | 0 | 0 | 123 | 0 |
| 2902 Farmington Hills 2 | 2354 | 429 | 18.22 | 3 | 2 | 2 | 84 | 2 | 0 | 0 | 158 | 0 |
| 2903 Farmington Hills 3 | 2424 | 527 | 21.74 | 9 | 3 | 0 | 82 | 0 | 0 | 0 | 228 | 0 |
| 2904 Farmington Hills 4 | 2337 | 501 | 21.44 | 3 | 5 | 2 | 69 | 2 | 1 | 0 | 205 | 0 |
| 2905 Farmington Hills 5 | 1933 | 328 | 16.97 | 1 | 1 | 1 | 47 | 1 | 0 | 1 | 114 | 0 |
| 2906 Farmington Hills 6 | 1364 | 101 | 7.40 | 1 | 0 | 0 | 24 | 0 | 0 | 1 | 26 | 0 |
| 2907 Farmington Hills 7 | 2165 | 537 | 24.80 | 8 | 3 | 0 | 71 | 2 | 0 | 0 | 194 | 0 |
| 2908 Farmington Hills 8 | 1964 | 475 | 24.19 | 1 | 6 | 0 | 73 | 2 | 0 | 1 | 197 | 0 |
| 2909 Farmington Hills 9 | 2579 | 618 | 23.96 | 7 | 4 | 0 | 108 | 0 | 0 | 0 | 235 | 0 |
| 2910 Farmington Hills 10 | 2820 | 563 | 19.96 | 2 | 9 | 0 | 116 | 0 | 1 | 3 | 189 | 0 |
| 2911 Farmington Hills 11 | 2612 | 336 | 12.86 | 4 | 3 | 0 | 64 | 0 | 0 | 1 | 103 | 0 |
| 2912 Farmington Hills 12 | 1956 | 384 | 19.63 | 5 | 4 | 1 | 64 | 1 | 2 | 1 | 144 | 0 |
| 2913 Farmington Hills 13 | 1886 | 444 | 23.54 | 2 | 8 | 1 | 96 | 0 | 0 | 2 | 147 | 0 |
| 2914 Farmington Hills 14 | 2226 | 634 | 28.48 | 1 | 6 | 1 | 103 | 3 | 1 | 0 | 224 | 0 |
| 2915 Farmington Hills 15 | 1190 | 307 | 25.80 | 2 | 2 | 3 | 60 | 1 | 0 | 0 | 108 | 0 |
| 2916 Farmington Hills 16 | 2662 | 648 | 24.34 | 6 | 3 | 2 | 104 | 0 | 0 | 1 | 251 | 1 |
| 2917 Farmington Hills 17 | 2480 | 153 | 6.17 | 4 | 4 | 0 | 35 | 1 | 0 | 0 | 41 | 0 |
| 2918 Farmington Hills 18 | 1533 | 348 | 22.70 | 3 | 8 | 1 | 63 | 0 | 0 | 0 | 107 | 0 |
| 2919 Farmington Hills 19 | 2093 | 392 | 18.73 | 6 | 3 | 0 | 91 | 0 | 0 | 1 | 127 | 0 |
| 2920 Farmington Hills 20 | 2715 | 356 | 13.11 | 2 | 5 | 0 | 67 | 0 | 0 | 2 | 107 | 0 |
| 2921 Farmington Hills 21 | 2591 | 462 | 17.83 | 1 | 8 | 0 | 111 | 1 | 0 | 2 | 119 | 0 |
| 2922 Farmington Hills 22 | 1861 | 378 | 20.31 | 5 | 3 | 0 | 59 | 0 | 0 | 0 | 140 | 0 |
| 2923 Farmington Hills 23 | 1822 | 536 | 29.42 | 7 | 6 | 0 | 93 | 1 | 0 | 0 | 179 | 0 |
| 2924 Farmington Hills 24 | 2885 | 693 | 24.02 | 12 | 8 | 0 | 141 | 0 | 0 | 0 | 207 | 0 |
| 2925 Farmington Hills 25 | 2744 | 489 | 17.82 | 5 | 7 | 2 | 91 | 1 | 0 | 0 | 126 | 0 |
| 2926 Farmington Hills 26 | 2552 | 443 | 17.36 | 9 | 7 | 1 | 72 | 0 | 0 | 2 | 108 | 1 |
| 2927 Farmington Hills 27 | 2493 | 285 | 11.43 | 3 | 6 | 0 | 67 | 1 | 0 | 1 | 51 | 0 |
| 3002 Fenton 2 | 11 | 1 | 9.09 | 0 | 0 | 0 | 0 | 0 | 0 | 0 | 0 | 0 |
| 3101 Ferndale 1 | 2286 | 298 | 13.04 | 3 | 4 | 0 | 47 | 1 | 0 | 0 | 107 | 0 |
| 3102 Ferndale 2 | 1819 | 170 | 9.35 | 2 | 4 | 1 | 22 | 0 | 0 | 1 | 43 | 0 |
| 3103 Ferndale 3 | 1938 | 169 | 8.72 | 2 | 1 | 0 | 39 | 0 | 0 | 0 | 58 | 0 |
| 3104 Ferndale 4 | 1781 | 191 | 10.72 | 0 | 2 | 0 | 31 | 1 | 0 | 1 | 61 | 0 |
| 3105 Ferndale 5 | 1781 | 159 | 8.93 | 1 | 1 | 0 | 41 | 0 | 1 | 1 | 41 | 0 |
| 3106 Ferndale 6 | 1774 | 228 | 12.85 | 1 | 2 | 0 | 42 | 0 | 1 | 2 | 56 | 0 |
| 3107 Ferndale 7 | 1559 | 145 | 9.30 | 1 | 3 | 0 | 34 | 0 | 0 | 0 | 33 | 0 |
| 3108 Ferndale 8 | 1041 | 103 | 9.89 | 0 | 2 | 1 | 10 | 0 | 0 | 0 | 33 | 0 |
| 3109 Ferndale 9 | 1662 | 188 | 11.31 | 3 | 1 | 2 | 25 | 3 | 0 | 0 | 73 | 0 |

DISTRICT CANVASS

PRESIDENTIAL PRIMARY ELECTION
TUESDAY, MARCH 8, 2016
OAKLAND COUNTY, MICHIGAN
Republican Party

PRINTED 03/16/16, 03:29 PM

PAGE 001.001.07

| 520 PRECINCTS | R E G I S T E R E D | V O T E S | T P U E R R N C O E U N T T A G E | PRESIDENT OF THE UNITED STATES (more to follow) | | | | | | | | |
|-------------------------|--|-----------------------|---|---|---|--|---------------------------------|--|---|--|---|--|
| | | | | J B e u b s h | B C e a n r s o n | C C h h r i s s i e | T C e r d u z | C F a i r o l r y i n a | L G i r n a d h s a e m y | M H i u k c e k a b e e | J R K o . a s h n c h | G P e a o t r a g k e i |
| 3201 Hazel Park 1 | 3178 | 303 | 9.53 | 4 | 2 | 2 | 60 | 0 | 0 | 0 | 62 | 0 |
| 3202 Hazel Park 2 | 1759 | 151 | 8.58 | 1 | 2 | 0 | 27 | 0 | 0 | 1 | 26 | 0 |
| 3203 Hazel Park 3 | 3048 | 268 | 8.79 | 0 | 4 | 0 | 44 | 0 | 0 | 0 | 56 | 0 |
| 3204 Hazel Park 4 | 1463 | 134 | 9.16 | 0 | 1 | 0 | 32 | 0 | 0 | 1 | 29 | 0 |
| 3205 Hazel Park 5 | 2870 | 298 | 10.38 | 0 | 4 | 0 | 66 | 0 | 0 | 0 | 60 | 0 |
| 3301 Huntington Woods 1 | 1192 | 229 | 19.21 | 1 | 1 | 0 | 17 | 0 | 0 | 0 | 156 | 0 |
| 3302 Huntington Woods 2 | 997 | 220 | 22.07 | 1 | 1 | 0 | 31 | 0 | 0 | 0 | 105 | 0 |
| 3303 Huntington Woods 3 | 1032 | 217 | 21.03 | 0 | 0 | 0 | 20 | 0 | 0 | 0 | 132 | 0 |
| 3304 Huntington Woods 4 | 982 | 175 | 17.82 | 1 | 1 | 1 | 11 | 0 | 0 | 1 | 96 | 0 |
| 3305 Huntington Woods 5 | 1011 | 188 | 18.60 | 0 | 1 | 0 | 21 | 0 | 0 | 0 | 110 | 0 |
| 3401 Keego Harbor 1 | 2007 | 345 | 17.19 | 1 | 2 | 0 | 41 | 0 | 0 | 0 | 99 | 0 |
| 3501 Lake Angelus 1 | 274 | 161 | 58.76 | 3 | 0 | 2 | 20 | 0 | 0 | 0 | 59 | 1 |
| 3601 Lathrup Village 1 | 1837 | 202 | 11.00 | 2 | 7 | 2 | 41 | 0 | 1 | 1 | 79 | 0 |
| 3602 Lathrup Village 2 | 1836 | 149 | 8.12 | 3 | 4 | 1 | 35 | 0 | 0 | 1 | 36 | 0 |
| 3701 Madison Heights 1 | 1783 | 204 | 11.44 | 2 | 3 | 0 | 37 | 0 | 1 | 1 | 42 | 0 |
| 3702 Madison Heights 2 | 1520 | 222 | 14.61 | 0 | 3 | 0 | 36 | 0 | 0 | 0 | 40 | 0 |
| 3703 Madison Heights 3 | 1729 | 176 | 10.18 | 4 | 0 | 0 | 27 | 0 | 0 | 0 | 25 | 0 |
| 3704 Madison Heights 4 | 1829 | 216 | 11.81 | 1 | 1 | 0 | 48 | 0 | 0 | 0 | 43 | 0 |
| 3705 Madison Heights 5 | 1476 | 207 | 14.02 | 3 | 2 | 1 | 38 | 1 | 0 | 0 | 54 | 0 |
| 3706 Madison Heights 6 | 386 | 63 | 16.32 | 1 | 0 | 0 | 3 | 0 | 0 | 1 | 10 | 0 |
| 3707 Madison Heights 7 | 2149 | 402 | 18.71 | 4 | 3 | 0 | 60 | 0 | 0 | 1 | 133 | 0 |
| 3708 Madison Heights 8 | 2609 | 465 | 17.82 | 5 | 4 | 2 | 107 | 0 | 0 | 0 | 125 | 0 |
| 3709 Madison Heights 9 | 2212 | 438 | 19.80 | 1 | 2 | 0 | 94 | 0 | 0 | 0 | 98 | 0 |
| 3710 Madison Heights 10 | 1793 | 376 | 20.97 | 1 | 9 | 0 | 67 | 2 | 0 | 2 | 120 | 0 |
| 3711 Madison Heights 11 | 2325 | 205 | 8.82 | 0 | 4 | 0 | 39 | 0 | 0 | 0 | 51 | 0 |
| 3802 Northville 2 | 2611 | 779 | 29.84 | 6 | 10 | 4 | 142 | 2 | 0 | 1 | 294 | 0 |
| 3901 Novi 1 | 1850 | 548 | 29.62 | 5 | 2 | 0 | 96 | 0 | 0 | 0 | 202 | 0 |
| 3902 Novi 2 | 2326 | 610 | 26.23 | 6 | 3 | 1 | 92 | 1 | 0 | 0 | 238 | 0 |
| 3903 Novi 3 | 1883 | 332 | 17.63 | 2 | 5 | 0 | 75 | 0 | 0 | 1 | 93 | 0 |
| 3904 Novi 4 | 1887 | 430 | 22.79 | 4 | 4 | 2 | 57 | 0 | 1 | 0 | 148 | 0 |
| 3905 Novi 5 | 1533 | 270 | 17.61 | 0 | 2 | 2 | 50 | 0 | 0 | 0 | 101 | 0 |
| 3906 Novi 6 | 1860 | 418 | 22.47 | 9 | 10 | 0 | 70 | 0 | 0 | 0 | 131 | 0 |
| 3907 Novi 7 | 1653 | 279 | 16.88 | 1 | 6 | 1 | 44 | 0 | 0 | 0 | 78 | 0 |
| 3908 Novi 8 | 1617 | 344 | 21.27 | 4 | 5 | 2 | 61 | 0 | 0 | 1 | 113 | 1 |
| 3909 Novi 9 | 2411 | 498 | 20.66 | 2 | 5 | 0 | 73 | 0 | 0 | 0 | 159 | 0 |
| 3910 Novi 10 | 1039 | 474 | 45.62 | 11 | 10 | 3 | 51 | 1 | 1 | 1 | 226 | 0 |
| 3911 Novi 11 | 1699 | 323 | 19.01 | 1 | 2 | 0 | 52 | 0 | 0 | 1 | 111 | 0 |
| 3912 Novi 12 | 2728 | 281 | 10.30 | 2 | 1 | 0 | 57 | 0 | 0 | 0 | 74 | 0 |
| 3913 Novi 13 | 1273 | 213 | 16.73 | 1 | 1 | 0 | 40 | 0 | 0 | 1 | 65 | 0 |
| 3914 Novi 14 | 1396 | 341 | 24.43 | 2 | 2 | 0 | 47 | 0 | 0 | 0 | 156 | 0 |
| 3915 Novi 15 | 1795 | 521 | 29.03 | 2 | 3 | 2 | 92 | 0 | 0 | 0 | 209 | 0 |
| 3916 Novi 16 | 2356 | 592 | 25.13 | 3 | 8 | 0 | 101 | 0 | 0 | 0 | 243 | 0 |
| 3917 Novi 17 | 2179 | 638 | 29.28 | 0 | 1 | 2 | 138 | 1 | 0 | 0 | 297 | 0 |
| 3918 Novi 18 | 2156 | 668 | 30.98 | 1 | 7 | 3 | 96 | 1 | 0 | 1 | 264 | 0 |
| 3919 Novi 19 | 1294 | 331 | 25.58 | 0 | 0 | 0 | 52 | 0 | 0 | 0 | 121 | 0 |
| 3920 Novi 20 | 1325 | 421 | 31.77 | 3 | 2 | 0 | 74 | 0 | 0 | 1 | 164 | 0 |
| 3921 Novi 21 | 1346 | 389 | 28.90 | 1 | 1 | 0 | 54 | 0 | 0 | 0 | 154 | 0 |
| 3922 Novi 22 | 1290 | 178 | 13.80 | 5 | 2 | 1 | 48 | 0 | 0 | 0 | 52 | 0 |
| 4001 Oak Park 1 | 993 | 54 | 5.44 | 0 | 1 | 0 | 17 | 0 | 0 | 1 | 14 | 0 |

DISTRICT CANVASS

PRESIDENTIAL PRIMARY ELECTION
TUESDAY, MARCH 8, 2016
OAKLAND COUNTY, MICHIGAN
Republican Party

PRINTED 03/16/16, 03:29 PM

PAGE 001.001.08

| 520 PRECINCTS | R E G I S T E R E D | V O T E S | T P U E R R O R S | PRESIDENT OF THE UNITED STATES (more to follow) | | | | | | | | |
|------------------------|--|-----------------------|---|---|---|---|---------------------------------|--|---|--|--|---|
| | | | | J B e u r h | B C e a n r s o n | C C h h r i s s t i e | T C e r d u z | C F a i r o l r y i n a | L G i r n a d h s a e m y | M H i u k c e k a b e e | J R K o a h n i c h | G P e a r o t r a g k e i |
| 4002 Oak Park 2 | 1580 | 267 | 16.90 | 0 | 2 | 0 | 76 | 0 | 0 | 0 | 86 | 0 |
| 4003 Oak Park 3 | 1686 | 248 | 14.71 | 0 | 0 | 2 | 54 | 0 | 0 | 0 | 85 | 1 |
| 4004 Oak Park 4 | 1360 | 162 | 11.91 | 0 | 2 | 0 | 69 | 1 | 0 | 0 | 27 | 0 |
| 4005 Oak Park 5 | 1048 | 32 | 3.05 | 0 | 2 | 0 | 14 | 0 | 0 | 0 | 5 | 0 |
| 4006 Oak Park 6 | 1514 | 99 | 6.54 | 1 | 2 | 2 | 36 | 0 | 0 | 1 | 22 | 0 |
| 4007 Oak Park 7 | 1512 | 37 | 2.45 | 0 | 1 | 0 | 8 | 1 | 0 | 0 | 9 | 0 |
| 4008 Oak Park 8 | 1580 | 32 | 2.03 | 0 | 1 | 0 | 10 | 0 | 0 | 0 | 6 | 0 |
| 4009 Oak Park 9 | 1581 | 18 | 1.14 | 0 | 1 | 0 | 6 | 0 | 0 | 2 | 0 | 0 |
| 4010 Oak Park 10 | 1743 | 34 | 1.95 | 0 | 3 | 0 | 9 | 0 | 0 | 1 | 6 | 0 |
| 4011 Oak Park 11 | 1405 | 37 | 2.63 | 0 | 2 | 0 | 8 | 0 | 0 | 0 | 5 | 0 |
| 4012 Oak Park 12 | 1749 | 43 | 2.46 | 0 | 3 | 0 | 6 | 0 | 0 | 0 | 16 | 0 |
| 4013 Oak Park 13 | 1652 | 41 | 2.48 | 0 | 3 | 0 | 3 | 0 | 0 | 0 | 15 | 0 |
| 4014 Oak Park 14 | 1282 | 90 | 7.02 | 0 | 3 | 1 | 17 | 0 | 0 | 0 | 29 | 0 |
| 4015 Oak Park 15 | 1291 | 53 | 4.11 | 1 | 1 | 0 | 18 | 0 | 0 | 0 | 20 | 0 |
| 4016 Oak Park 16 | 1422 | 136 | 9.56 | 2 | 4 | 0 | 34 | 0 | 1 | 0 | 35 | 0 |
| 4101 Orchard Lake 1 | 1890 | 577 | 30.53 | 7 | 4 | 0 | 66 | 0 | 0 | 1 | 208 | 1 |
| 4201 Pleasant Ridge 1 | 1194 | 215 | 18.01 | 2 | 1 | 1 | 29 | 0 | 0 | 0 | 109 | 0 |
| 4202 Pleasant Ridge 2 | 1145 | 200 | 17.47 | 0 | 0 | 0 | 25 | 0 | 0 | 0 | 111 | 0 |
| 4301 Pontiac 1 | 2728 | 16 | .59 | 0 | 0 | 0 | 3 | 0 | 0 | 0 | 4 | 0 |
| 4302 Pontiac 2 | 2428 | 51 | 2.10 | 0 | 3 | 0 | 9 | 0 | 0 | 0 | 10 | 0 |
| 4303 Pontiac 3 | 2162 | 48 | 2.22 | 0 | 0 | 0 | 9 | 0 | 0 | 0 | 12 | 0 |
| 4304 Pontiac 4 | 1696 | 130 | 7.67 | 2 | 3 | 0 | 27 | 0 | 0 | 0 | 27 | 0 |
| 4305 Pontiac 5 | 1838 | 122 | 6.64 | 0 | 1 | 0 | 35 | 0 | 0 | 0 | 34 | 0 |
| 4306 Pontiac 6 | 2030 | 69 | 3.40 | 0 | 0 | 0 | 15 | 0 | 0 | 1 | 16 | 0 |
| 4307 Pontiac 7 | 1225 | 32 | 2.61 | 0 | 2 | 0 | 9 | 0 | 0 | 0 | 0 | 0 |
| 4308 Pontiac 8 | 2581 | 103 | 3.99 | 0 | 5 | 0 | 23 | 0 | 0 | 0 | 10 | 0 |
| 4309 Pontiac 9 | 1707 | 37 | 2.17 | 0 | 1 | 0 | 6 | 0 | 1 | 0 | 5 | 0 |
| 4310 Pontiac 10 | 553 | 32 | 5.79 | 1 | 1 | 0 | 11 | 0 | 0 | 0 | 5 | 0 |
| 4311 Pontiac 11 | 2894 | 203 | 7.01 | 1 | 8 | 0 | 51 | 0 | 1 | 3 | 25 | 1 |
| 4312 Pontiac 12 | 2373 | 159 | 6.70 | 2 | 2 | 0 | 42 | 0 | 0 | 0 | 14 | 0 |
| 4313 Pontiac 13 | 1944 | 146 | 7.51 | 2 | 0 | 0 | 40 | 0 | 0 | 0 | 27 | 0 |
| 4314 Pontiac 14 | 1760 | 46 | 2.61 | 1 | 3 | 0 | 13 | 1 | 1 | 0 | 9 | 0 |
| 4315 Pontiac 15 | 2386 | 42 | 1.76 | 1 | 1 | 0 | 11 | 0 | 0 | 0 | 10 | 0 |
| 4316 Pontiac 16 | 2373 | 47 | 1.98 | 2 | 2 | 0 | 9 | 0 | 0 | 0 | 13 | 0 |
| 4317 Pontiac 17 | 2211 | 76 | 3.44 | 0 | 3 | 0 | 18 | 1 | 0 | 0 | 11 | 0 |
| 4318 Pontiac 18 | 1806 | 26 | 1.44 | 0 | 0 | 0 | 4 | 0 | 0 | 0 | 3 | 0 |
| 4319 Pontiac 19 | 2647 | 13 | .49 | 1 | 1 | 0 | 0 | 0 | 0 | 0 | 2 | 0 |
| 4320 Pontiac 20 | 2123 | 24 | 1.13 | 2 | 3 | 0 | 7 | 1 | 0 | 0 | 1 | 0 |
| 4321 Pontiac 21 | 2778 | 40 | 1.44 | 1 | 5 | 0 | 8 | 0 | 1 | 0 | 3 | 0 |
| 4401 Rochester 1 | 1891 | 408 | 21.58 | 3 | 4 | 2 | 66 | 0 | 0 | 1 | 144 | 0 |
| 4402 Rochester 2 | 2589 | 561 | 21.67 | 4 | 4 | 1 | 73 | 2 | 0 | 1 | 179 | 0 |
| 4403 Rochester 3 | 1506 | 318 | 21.12 | 0 | 5 | 0 | 44 | 1 | 0 | 0 | 114 | 0 |
| 4404 Rochester 4 | 1148 | 334 | 29.09 | 0 | 2 | 0 | 42 | 0 | 0 | 1 | 125 | 0 |
| 4405 Rochester 5 | 2971 | 963 | 32.41 | 9 | 3 | 5 | 133 | 0 | 0 | 0 | 388 | 1 |
| 4501 Rochester Hills 1 | 1947 | 527 | 27.07 | 7 | 6 | 3 | 102 | 0 | 0 | 0 | 180 | 0 |
| 4502 Rochester Hills 2 | 1044 | 178 | 17.05 | 4 | 3 | 1 | 26 | 0 | 0 | 0 | 47 | 0 |
| 4503 Rochester Hills 3 | 1346 | 333 | 24.74 | 2 | 3 | 2 | 62 | 0 | 0 | 2 | 96 | 0 |
| 4504 Rochester Hills 4 | 1266 | 312 | 24.64 | 7 | 9 | 0 | 54 | 0 | 0 | 1 | 78 | 0 |
| 4505 Rochester Hills 5 | 1905 | 496 | 26.04 | 1 | 5 | 2 | 90 | 0 | 0 | 1 | 104 | 0 |

DISTRICT CANVASS

PRESIDENTIAL PRIMARY ELECTION
TUESDAY, MARCH 8, 2016
OAKLAND COUNTY, MICHIGAN
Republican Party

PRINTED 03/16/16, 03:29 PM

PAGE 001.001.09

| 520 PRECINCTS | R E O G T I E S R T S E R E D | V O A A L S L T O T S | T P U E R R N C O E U N T T A G E | PRESIDENT OF THE UNITED STATES (more to follow) | | | | | | | | |
|-------------------------|---|---|---|---|-------------------------------|---|------------------------|--|---|--|-------------------------------------|--|
| | | | | J B e u b s h | B C e a n r s o n | C C h h r r i i s s t i e | T C e r d u z | C F a i r o l r y i n a | L G i r n a d h s a e m y | M H i u k c e k a b e e | J R K o . a h s n i c h | G P e a o t r a g k e i |
| 4506 Rochester Hills 6 | 2136 | 577 | 27.01 | 13 | 10 | 2 | 92 | 0 | 1 | 0 | 141 | 0 |
| 4507 Rochester Hills 7 | 1015 | 327 | 32.22 | 1 | 7 | 2 | 68 | 0 | 0 | 0 | 104 | 0 |
| 4508 Rochester Hills 8 | 951 | 394 | 41.43 | 1 | 3 | 2 | 68 | 2 | 1 | 2 | 147 | 0 |
| 4509 Rochester Hills 9 | 2240 | 736 | 32.86 | 8 | 13 | 2 | 101 | 4 | 0 | 3 | 282 | 0 |
| 4510 Rochester Hills 10 | 1434 | 486 | 33.89 | 2 | 3 | 1 | 84 | 1 | 0 | 0 | 213 | 0 |
| 4511 Rochester Hills 11 | 1551 | 266 | 17.15 | 3 | 5 | 1 | 65 | 0 | 0 | 2 | 59 | 0 |
| 4512 Rochester Hills 12 | 1955 | 603 | 30.84 | 3 | 11 | 2 | 106 | 0 | 0 | 0 | 179 | 0 |
| 4513 Rochester Hills 13 | 1365 | 323 | 23.66 | 2 | 1 | 0 | 61 | 0 | 0 | 1 | 99 | 1 |
| 4514 Rochester Hills 14 | 2161 | 616 | 28.51 | 4 | 9 | 2 | 84 | 1 | 0 | 1 | 189 | 0 |
| 4515 Rochester Hills 15 | 1633 | 252 | 15.43 | 2 | 6 | 2 | 44 | 0 | 0 | 0 | 60 | 0 |
| 4516 Rochester Hills 16 | 2175 | 441 | 20.28 | 3 | 5 | 1 | 114 | 0 | 0 | 1 | 106 | 0 |
| 4517 Rochester Hills 17 | 2222 | 681 | 30.65 | 9 | 12 | 2 | 120 | 1 | 0 | 0 | 226 | 0 |
| 4518 Rochester Hills 18 | 1385 | 483 | 34.87 | 7 | 5 | 2 | 72 | 3 | 0 | 0 | 163 | 0 |
| 4519 Rochester Hills 19 | 1270 | 511 | 40.24 | 6 | 6 | 2 | 86 | 3 | 0 | 0 | 200 | 0 |
| 4520 Rochester Hills 20 | 1083 | 281 | 25.95 | 1 | 2 | 1 | 50 | 2 | 1 | 0 | 103 | 0 |
| 4521 Rochester Hills 21 | 1643 | 538 | 32.74 | 4 | 7 | 0 | 76 | 2 | 0 | 0 | 202 | 0 |
| 4522 Rochester Hills 22 | 1290 | 407 | 31.55 | 4 | 4 | 0 | 62 | 1 | 2 | 0 | 150 | 0 |
| 4523 Rochester Hills 23 | 1270 | 344 | 27.09 | 0 | 1 | 2 | 56 | 0 | 0 | 1 | 139 | 0 |
| 4524 Rochester Hills 24 | 1602 | 466 | 29.09 | 6 | 8 | 2 | 77 | 1 | 0 | 2 | 112 | 0 |
| 4525 Rochester Hills 25 | 2099 | 666 | 31.73 | 3 | 10 | 2 | 134 | 0 | 0 | 0 | 267 | 0 |
| 4526 Rochester Hills 26 | 2421 | 837 | 34.57 | 5 | 11 | 3 | 109 | 1 | 0 | 0 | 337 | 1 |
| 4527 Rochester Hills 27 | 1495 | 404 | 27.02 | 3 | 3 | 2 | 57 | 3 | 0 | 0 | 164 | 0 |
| 4528 Rochester Hills 28 | 1890 | 290 | 15.34 | 3 | 2 | 0 | 51 | 1 | 0 | 1 | 71 | 0 |
| 4529 Rochester Hills 29 | 1025 | 289 | 28.20 | 3 | 3 | 1 | 48 | 0 | 0 | 0 | 94 | 0 |
| 4530 Rochester Hills 30 | 2067 | 498 | 24.09 | 4 | 5 | 1 | 96 | 0 | 0 | 1 | 155 | 0 |
| 4531 Rochester Hills 31 | 1267 | 315 | 24.86 | 3 | 2 | 1 | 53 | 1 | 0 | 0 | 97 | 0 |
| 4532 Rochester Hills 32 | 1636 | 468 | 28.61 | 5 | 8 | 3 | 96 | 0 | 0 | 0 | 147 | 0 |
| 4601 Royal Oak 1 | 2119 | 307 | 14.49 | 0 | 2 | 0 | 37 | 1 | 0 | 0 | 141 | 0 |
| 4602 Royal Oak 2 | 2272 | 390 | 17.17 | 1 | 3 | 1 | 67 | 1 | 0 | 3 | 146 | 0 |
| 4603 Royal Oak 3 | 1529 | 264 | 17.27 | 2 | 3 | 0 | 40 | 0 | 0 | 0 | 93 | 0 |
| 4604 Royal Oak 4 | 1693 | 276 | 16.30 | 0 | 2 | 0 | 45 | 0 | 0 | 0 | 113 | 0 |
| 4605 Royal Oak 5 | 1459 | 209 | 14.32 | 0 | 2 | 0 | 40 | 0 | 0 | 0 | 84 | 0 |
| 4606 Royal Oak 6 | 2812 | 407 | 14.47 | 0 | 4 | 1 | 56 | 0 | 0 | 0 | 164 | 0 |
| 4607 Royal Oak 7 | 1877 | 269 | 14.33 | 5 | 6 | 1 | 52 | 1 | 0 | 1 | 75 | 0 |
| 4608 Royal Oak 8 | 2363 | 590 | 24.97 | 4 | 7 | 2 | 104 | 1 | 0 | 1 | 244 | 0 |
| 4609 Royal Oak 9 | 2767 | 421 | 15.22 | 1 | 4 | 1 | 57 | 0 | 0 | 0 | 171 | 0 |
| 4610 Royal Oak 10 | 1987 | 394 | 19.83 | 0 | 7 | 1 | 66 | 0 | 0 | 1 | 144 | 0 |
| 4611 Royal Oak 11 | 1719 | 277 | 16.11 | 2 | 6 | 1 | 51 | 2 | 0 | 0 | 97 | 0 |
| 4612 Royal Oak 12 | 1898 | 366 | 19.28 | 3 | 2 | 1 | 51 | 0 | 0 | 0 | 131 | 0 |
| 4613 Royal Oak 13 | 2064 | 424 | 20.54 | 3 | 4 | 0 | 62 | 0 | 0 | 0 | 153 | 0 |
| 4614 Royal Oak 14 | 1621 | 473 | 29.18 | 5 | 3 | 0 | 64 | 0 | 0 | 0 | 240 | 0 |
| 4615 Royal Oak 15 | 1581 | 216 | 13.66 | 2 | 2 | 0 | 48 | 0 | 0 | 0 | 70 | 0 |
| 4616 Royal Oak 16 | 2723 | 593 | 21.78 | 15 | 10 | 0 | 93 | 2 | 0 | 1 | 209 | 0 |
| 4617 Royal Oak 17 | 1907 | 398 | 20.87 | 2 | 5 | 3 | 69 | 2 | 1 | 0 | 164 | 0 |
| 4618 Royal Oak 18 | 1931 | 357 | 18.49 | 1 | 6 | 0 | 50 | 0 | 0 | 1 | 143 | 0 |
| 4619 Royal Oak 19 | 2630 | 546 | 20.76 | 4 | 8 | 0 | 98 | 2 | 0 | 0 | 191 | 0 |
| 4620 Royal Oak 20 | 2099 | 444 | 21.15 | 8 | 7 | 0 | 65 | 0 | 0 | 0 | 165 | 0 |
| 4621 Royal Oak 21 | 2143 | 329 | 15.35 | 4 | 3 | 0 | 50 | 1 | 0 | 2 | 92 | 0 |
| 4622 Royal Oak 22 | 2218 | 498 | 22.45 | 2 | 9 | 3 | 84 | 2 | 0 | 1 | 188 | 0 |

DISTRICT CANVASS

PRESIDENTIAL PRIMARY ELECTION
TUESDAY, MARCH 8, 2016
OAKLAND COUNTY, MICHIGAN
Republican Party

PRINTED 03/16/16, 03:29 PM

PAGE 001.001.10

| 520 PRECINCTS | R E G I S T E R E D | V O T E S | T P U E R R O R S | PRESIDENT OF THE UNITED STATES (more to follow) | | | | | | | | |
|--------------------|--|-----------------------|---|---|---|---|---------------------------------|--|---|--|--|--|
| | | | | J B e u b s h | B C e a n r s o n | C C h h r r i i s s t i e | T C e r d u z | C F a i r o l r y i n a | L G i r n a d h s a e m y | M H i u k c e k a b e e | J R K o h n s i c h | G P e a o t r a g k e i |
| 4623 Royal Oak 23 | 1732 | 333 | 19.23 | 2 | 2 | 0 | 55 | 0 | 0 | 0 | 121 | 0 |
| 4624 Royal Oak 24 | 1086 | 203 | 18.69 | 3 | 0 | 0 | 28 | 3 | 0 | 0 | 71 | 1 |
| 4701 South Lyon 1 | 2923 | 712 | 24.36 | 5 | 18 | 5 | 126 | 0 | 0 | 0 | 200 | 0 |
| 4702 South Lyon 2 | 2120 | 460 | 21.70 | 3 | 12 | 2 | 114 | 0 | 1 | 0 | 126 | 1 |
| 4703 South Lyon 3 | 2064 | 519 | 25.15 | 5 | 4 | 1 | 112 | 1 | 0 | 0 | 168 | 1 |
| 4704 South Lyon 4 | 1518 | 274 | 18.05 | 0 | 2 | 0 | 68 | 0 | 0 | 0 | 86 | 0 |
| 4801 Southfield 1 | 1643 | 82 | 4.99 | 3 | 5 | 0 | 11 | 0 | 0 | 0 | 21 | 0 |
| 4802 Southfield 2 | 1950 | 241 | 12.36 | 1 | 2 | 1 | 35 | 1 | 0 | 1 | 95 | 0 |
| 4803 Southfield 3 | 1586 | 94 | 5.93 | 1 | 3 | 0 | 9 | 1 | 0 | 0 | 29 | 0 |
| 4804 Southfield 4 | 1879 | 87 | 4.63 | 2 | 2 | 0 | 13 | 0 | 0 | 0 | 34 | 0 |
| 4805 Southfield 5 | 1074 | 128 | 11.92 | 2 | 0 | 0 | 32 | 0 | 0 | 0 | 31 | 0 |
| 4806 Southfield 6 | 1490 | 111 | 7.45 | 0 | 4 | 0 | 19 | 0 | 0 | 0 | 23 | 0 |
| 4807 Southfield 7 | 1659 | 61 | 3.68 | 0 | 2 | 0 | 14 | 0 | 0 | 0 | 19 | 0 |
| 4808 Southfield 8 | 1372 | 52 | 3.79 | 1 | 2 | 0 | 7 | 0 | 0 | 0 | 19 | 0 |
| 4809 Southfield 9 | 1754 | 100 | 5.70 | 0 | 0 | 0 | 30 | 0 | 0 | 0 | 16 | 0 |
| 4810 Southfield 10 | 1687 | 90 | 5.33 | 2 | 0 | 0 | 21 | 0 | 0 | 0 | 23 | 0 |
| 4811 Southfield 11 | 1849 | 68 | 3.68 | 1 | 0 | 0 | 11 | 0 | 0 | 0 | 24 | 0 |
| 4812 Southfield 12 | 1521 | 59 | 3.88 | 2 | 5 | 0 | 13 | 0 | 0 | 0 | 11 | 0 |
| 4813 Southfield 13 | 1632 | 116 | 7.11 | 0 | 4 | 0 | 36 | 0 | 0 | 0 | 24 | 0 |
| 4814 Southfield 14 | 1429 | 176 | 12.32 | 0 | 3 | 0 | 60 | 0 | 1 | 0 | 41 | 0 |
| 4815 Southfield 15 | 1284 | 65 | 5.06 | 1 | 2 | 0 | 18 | 0 | 0 | 0 | 16 | 0 |
| 4816 Southfield 16 | 1520 | 49 | 3.22 | 0 | 0 | 0 | 9 | 0 | 0 | 0 | 11 | 0 |
| 4817 Southfield 17 | 1665 | 71 | 4.26 | 0 | 3 | 1 | 25 | 0 | 0 | 0 | 16 | 0 |
| 4818 Southfield 18 | 1938 | 33 | 1.70 | 2 | 2 | 0 | 4 | 0 | 0 | 1 | 5 | 0 |
| 4819 Southfield 19 | 1356 | 60 | 4.42 | 1 | 5 | 0 | 7 | 0 | 0 | 0 | 17 | 0 |
| 4820 Southfield 20 | 1777 | 50 | 2.81 | 1 | 0 | 0 | 9 | 0 | 0 | 0 | 14 | 0 |
| 4821 Southfield 21 | 1867 | 40 | 2.14 | 0 | 4 | 0 | 4 | 0 | 0 | 0 | 12 | 0 |
| 4822 Southfield 22 | 2156 | 36 | 1.67 | 1 | 3 | 0 | 6 | 0 | 0 | 0 | 13 | 0 |
| 4823 Southfield 23 | 2008 | 76 | 3.78 | 0 | 3 | 1 | 24 | 0 | 0 | 0 | 16 | 0 |
| 4824 Southfield 24 | 1746 | 54 | 3.09 | 1 | 2 | 0 | 13 | 0 | 0 | 0 | 15 | 0 |
| 4825 Southfield 25 | 1488 | 64 | 4.30 | 1 | 3 | 0 | 8 | 0 | 0 | 0 | 26 | 0 |
| 4826 Southfield 26 | 1660 | 147 | 8.86 | 4 | 2 | 0 | 16 | 2 | 1 | 1 | 49 | 1 |
| 4827 Southfield 27 | 1483 | 31 | 2.09 | 0 | 2 | 0 | 6 | 0 | 0 | 1 | 9 | 0 |
| 4828 Southfield 28 | 1636 | 33 | 2.02 | 1 | 3 | 0 | 6 | 0 | 0 | 0 | 6 | 0 |
| 4829 Southfield 29 | 2128 | 110 | 5.17 | 0 | 2 | 0 | 27 | 0 | 0 | 0 | 35 | 0 |
| 4830 Southfield 30 | 1970 | 111 | 5.63 | 2 | 4 | 1 | 20 | 0 | 1 | 0 | 27 | 0 |
| 4831 Southfield 31 | 1935 | 46 | 2.38 | 2 | 0 | 1 | 9 | 0 | 0 | 0 | 7 | 0 |
| 4832 Southfield 32 | 1419 | 97 | 6.84 | 2 | 3 | 0 | 18 | 0 | 0 | 0 | 25 | 0 |
| 4833 Southfield 33 | 1988 | 60 | 3.02 | 1 | 4 | 0 | 9 | 0 | 0 | 0 | 17 | 0 |
| 4834 Southfield 34 | 1402 | 120 | 8.56 | 2 | 4 | 1 | 28 | 0 | 0 | 1 | 22 | 0 |
| 4835 Southfield 35 | 1463 | 61 | 4.17 | 1 | 1 | 0 | 13 | 1 | 0 | 0 | 15 | 0 |
| 4836 Southfield 36 | 1435 | 73 | 5.09 | 0 | 4 | 1 | 13 | 0 | 0 | 0 | 18 | 0 |
| 4901 Sylvan Lake 1 | 1413 | 436 | 30.86 | 5 | 10 | 3 | 48 | 1 | 0 | 0 | 146 | 1 |
| 5001 Troy 1 | 1255 | 289 | 23.03 | 0 | 2 | 1 | 53 | 0 | 0 | 1 | 82 | 0 |
| 5002 Troy 2 | 2234 | 601 | 26.90 | 5 | 9 | 2 | 108 | 1 | 1 | 0 | 190 | 0 |
| 5003 Troy 3 | 1928 | 489 | 25.36 | 2 | 3 | 2 | 97 | 0 | 0 | 1 | 148 | 0 |
| 5004 Troy 4 | 2726 | 691 | 25.35 | 0 | 3 | 0 | 110 | 0 | 0 | 0 | 238 | 0 |
| 5005 Troy 5 | 1476 | 498 | 33.74 | 5 | 4 | 1 | 64 | 0 | 0 | 0 | 187 | 2 |
| 5006 Troy 6 | 495 | 186 | 37.58 | 2 | 2 | 1 | 27 | 0 | 0 | 0 | 65 | 0 |

DISTRICT CANVASS

PRESIDENTIAL PRIMARY ELECTION
TUESDAY, MARCH 8, 2016
OAKLAND COUNTY, MICHIGAN
Republican Party

PRINTED 03/16/16, 03:29 PM

PAGE 001.001.11

| 520 PRECINCTS | R V E O G T I E S R T S E R E D | B C A A L S L T O T S | T P U E R R N C O E U N T T A G E | PRESIDENT OF THE UNITED STATES (more to follow) | | | | | | | | J R K o . a h s n i c h | G P e a o t r a g k e i |
|--------------------|--|---|--|---|-------------------------------|---|------------------------|--|---|--|-------|-------------------------------------|--|
| | | | | J B e u b s h | B C e a n r s o n | C C h h r r i i s s t i e | T C e r d u z | C F a i r o l r y i n a | L G i r n a d h s a e m y | M H i u k c e k a b e e | | | |
| 5007 Troy 7 | 1630 | 483 | 29.63 | 6 | 5 | 5 | 48 | 3 | 0 | 0 | 221 | 1 | |
| 5008 Troy 8 | 1878 | 464 | 24.71 | 3 | 6 | 1 | 51 | 2 | 0 | 0 | 190 | 0 | |
| 5009 Troy 9 | 2202 | 592 | 26.88 | 5 | 5 | 1 | 130 | 1 | 0 | 0 | 183 | 1 | |
| 5010 Troy 10 | 1926 | 524 | 27.21 | 3 | 5 | 0 | 104 | 1 | 0 | 0 | 185 | 0 | |
| 5011 Troy 11 | 1836 | 573 | 31.21 | 5 | 5 | 2 | 98 | 0 | 0 | 0 | 181 | 0 | |
| 5012 Troy 12 | 1393 | 410 | 29.43 | 4 | 5 | 3 | 77 | 0 | 0 | 0 | 165 | 0 | |
| 5013 Troy 13 | 2709 | 704 | 25.99 | 3 | 10 | 0 | 173 | 0 | 0 | 0 | 217 | 0 | |
| 5014 Troy 14 | 1972 | 513 | 26.01 | 2 | 6 | 2 | 109 | 2 | 0 | 1 | 175 | 0 | |
| 5015 Troy 15 | 1868 | 514 | 27.52 | 0 | 3 | 0 | 94 | 1 | 0 | 0 | 177 | 0 | |
| 5016 Troy 16 | 1536 | 392 | 25.52 | 5 | 2 | 0 | 61 | 1 | 0 | 2 | 139 | 0 | |
| 5017 Troy 17 | 2156 | 557 | 25.83 | 7 | 9 | 1 | 76 | 0 | 0 | 0 | 214 | 0 | |
| 5018 Troy 18 | 1561 | 523 | 33.50 | 1 | 3 | 0 | 81 | 0 | 0 | 0 | 214 | 0 | |
| 5019 Troy 19 | 1482 | 507 | 34.21 | 1 | 5 | 2 | 79 | 1 | 0 | 0 | 213 | 0 | |
| 5020 Troy 20 | 2128 | 619 | 29.09 | 9 | 5 | 2 | 101 | 1 | 0 | 1 | 212 | 0 | |
| 5021 Troy 21 | 1497 | 310 | 20.71 | 0 | 2 | 1 | 71 | 0 | 0 | 0 | 96 | 1 | |
| 5022 Troy 22 | 2552 | 591 | 23.16 | 5 | 3 | 0 | 100 | 2 | 0 | 1 | 212 | 0 | |
| 5023 Troy 23 | 2507 | 555 | 22.14 | 4 | 6 | 1 | 117 | 0 | 0 | 0 | 150 | 0 | |
| 5024 Troy 24 | 2207 | 518 | 23.47 | 3 | 4 | 3 | 122 | 0 | 0 | 0 | 130 | 0 | |
| 5025 Troy 25 | 2509 | 431 | 17.18 | 4 | 6 | 3 | 100 | 0 | 1 | 1 | 101 | 1 | |
| 5026 Troy 26 | 2309 | 343 | 14.85 | 2 | 9 | 0 | 52 | 0 | 1 | 0 | 79 | 0 | |
| 5027 Troy 27 | 1809 | 221 | 12.22 | 2 | 5 | 1 | 49 | 0 | 0 | 1 | 45 | 0 | |
| 5028 Troy 28 | 1871 | 245 | 13.09 | 3 | 2 | 0 | 37 | 1 | 0 | 1 | 85 | 0 | |
| 5029 Troy 29 | 2367 | 707 | 29.87 | 5 | 4 | 4 | 98 | 0 | 0 | 0 | 318 | 0 | |
| 5030 Troy 30 | 573 | 131 | 22.86 | 0 | 2 | 0 | 23 | 0 | 0 | 0 | 35 | 0 | |
| 5031 Troy 31 | 775 | 224 | 28.90 | 3 | 0 | 0 | 34 | 0 | 0 | 0 | 84 | 0 | |
| 5101 Walled Lake 1 | 2664 | 414 | 15.54 | 3 | 7 | 0 | 90 | 0 | 0 | 0 | 108 | 0 | |
| 5102 Walled Lake 2 | 2695 | 492 | 18.26 | 2 | 7 | 0 | 94 | 1 | 0 | 2 | 113 | 0 | |
| 5201 Wixom 1 | 2425 | 621 | 25.61 | 3 | 10 | 2 | 135 | 1 | 0 | 0 | 194 | 0 | |
| 5202 Wixom 2 | 2012 | 581 | 28.88 | 4 | 2 | 0 | 127 | 0 | 0 | 1 | 191 | 1 | |
| 5203 Wixom 3 | 3053 | 228 | 7.47 | 2 | 8 | 1 | 47 | 0 | 0 | 1 | 35 | 0 | |
| 5204 Wixom 4 | 2343 | 519 | 22.15 | 4 | 11 | 2 | 110 | 1 | 0 | 0 | 140 | 0 | |
| GRAND TOTALS | 926234 | 191855 | 20.71 | 1472 | 2295 | 429 | 33639 | 248 | 49 | 255 | 61057 | 66 | |

DISTRICT CANVASS

PRESIDENTIAL PRIMARY ELECTION
TUESDAY, MARCH 8, 2016
OAKLAND COUNTY, MICHIGAN
Republican Party

PRINTED 03/16/16, 03:29 PM

PAGE 001.001.12

PRESIDENT OF THE UNITED STATES (continuation)

| 520 PRECINCTS | R V E O G T I E S R T S E R E D | B C A A L S L T O T S | T P U E R R N C O E U N T T A G E | R P a a n u d l | M R a u r b c i o o | R S i a c n k t o r u m | D J T o r u a m p d | U n c o m m i t t e d |
|--------------------|--|---|---|--------------------------------------|--|--|--|---|
| 0101 Addison 1 | 1712 | 623 | 36.39 | 0 | 37 | 2 | 272 | 15 |
| 0102 Addison 2 | 1741 | 593 | 34.06 | 5 | 45 | 0 | 240 | 16 |
| 0103 Addison 3 | 1253 | 304 | 24.26 | 0 | 26 | 0 | 128 | 6 |
| 0201 Bloomfield 1 | 927 | 310 | 33.44 | 0 | 42 | 1 | 94 | 7 |
| 0202 Bloomfield 2 | 697 | 209 | 29.99 | 1 | 27 | 0 | 69 | 5 |
| 0203 Bloomfield 3 | 1286 | 388 | 30.17 | 1 | 38 | 0 | 98 | 16 |
| 0204 Bloomfield 4 | 1230 | 372 | 30.24 | 2 | 32 | 0 | 124 | 10 |
| 0205 Bloomfield 5 | 993 | 268 | 26.99 | 0 | 39 | 1 | 87 | 3 |
| 0206 Bloomfield 6 | 1236 | 457 | 36.97 | 0 | 44 | 0 | 154 | 15 |
| 0207 Bloomfield 7 | 687 | 181 | 26.35 | 0 | 24 | 0 | 54 | 3 |
| 0208 Bloomfield 8 | 2151 | 863 | 40.12 | 2 | 86 | 3 | 239 | 8 |
| 0209 Bloomfield 9 | 1435 | 474 | 33.03 | 0 | 48 | 0 | 154 | 6 |
| 0210 Bloomfield 10 | 1545 | 442 | 28.61 | 0 | 50 | 3 | 142 | 10 |
| 0211 Bloomfield 11 | 1466 | 422 | 28.79 | 1 | 36 | 0 | 104 | 10 |
| 0212 Bloomfield 12 | 1382 | 312 | 22.58 | 1 | 34 | 0 | 119 | 9 |
| 0213 Bloomfield 13 | 1106 | 373 | 33.73 | 1 | 46 | 0 | 104 | 3 |
| 0214 Bloomfield 14 | 1289 | 472 | 36.62 | 0 | 63 | 0 | 146 | 6 |
| 0215 Bloomfield 15 | 751 | 264 | 35.15 | 0 | 23 | 0 | 78 | 8 |
| 0216 Bloomfield 16 | 1087 | 314 | 28.89 | 0 | 26 | 0 | 86 | 13 |
| 0217 Bloomfield 17 | 550 | 123 | 22.36 | 0 | 13 | 0 | 38 | 0 |
| 0218 Bloomfield 18 | 915 | 286 | 31.26 | 0 | 29 | 0 | 91 | 6 |
| 0219 Bloomfield 19 | 1194 | 384 | 32.16 | 1 | 51 | 0 | 125 | 7 |
| 0220 Bloomfield 20 | 1011 | 299 | 29.57 | 1 | 38 | 1 | 93 | 2 |
| 0221 Bloomfield 21 | 1071 | 408 | 38.10 | 1 | 49 | 1 | 138 | 6 |
| 0222 Bloomfield 22 | 1414 | 395 | 27.93 | 0 | 48 | 1 | 127 | 7 |
| 0223 Bloomfield 23 | 922 | 323 | 35.03 | 1 | 38 | 0 | 123 | 10 |
| 0224 Bloomfield 24 | 962 | 320 | 33.26 | 0 | 41 | 0 | 102 | 12 |
| 0225 Bloomfield 25 | 673 | 79 | 11.74 | 0 | 13 | 0 | 28 | 3 |
| 0226 Bloomfield 26 | 1009 | 335 | 33.20 | 0 | 41 | 0 | 91 | 3 |
| 0227 Bloomfield 27 | 715 | 144 | 20.14 | 0 | 14 | 0 | 52 | 1 |
| 0228 Bloomfield 28 | 633 | 255 | 40.28 | 0 | 48 | 0 | 51 | 2 |
| 0229 Bloomfield 29 | 934 | 302 | 32.33 | 0 | 48 | 0 | 121 | 4 |
| 0230 Bloomfield 30 | 1616 | 433 | 26.79 | 1 | 53 | 0 | 147 | 6 |
| 0231 Bloomfield 31 | 651 | 297 | 45.62 | 1 | 52 | 0 | 100 | 13 |
| 0232 Bloomfield 32 | 1087 | 290 | 26.68 | 0 | 35 | 0 | 99 | 5 |
| 0301 Brandon 1 | 2155 | 521 | 24.18 | 3 | 44 | 0 | 236 | 5 |
| 0302 Brandon 2 | 2169 | 573 | 26.42 | 4 | 61 | 0 | 230 | 3 |
| 0303 Brandon 3 | 2260 | 622 | 27.52 | 1 | 33 | 3 | 282 | 9 |
| 0304 Brandon 4 | 2563 | 729 | 28.44 | 0 | 57 | 1 | 326 | 4 |
| 0305 Brandon 5 | 1623 | 156 | 9.61 | 0 | 7 | 1 | 88 | 6 |
| 0306 Brandon 6 | 1097 | 275 | 25.07 | 1 | 19 | 0 | 130 | 4 |
| 0401 Commerce 1 | 1594 | 388 | 24.34 | 1 | 22 | 0 | 176 | 4 |
| 0402 Commerce 2 | 2185 | 462 | 21.14 | 2 | 35 | 0 | 213 | 5 |
| 0403 Commerce 3 | 2372 | 512 | 21.59 | 3 | 43 | 0 | 221 | 14 |
| 0404 Commerce 4 | 2305 | 540 | 23.43 | 1 | 44 | 0 | 214 | 4 |
| 0405 Commerce 5 | 2532 | 634 | 25.04 | 5 | 63 | 0 | 250 | 13 |

PRESIDENT OF THE UNITED STATES (continuation)

| 520 PRECINCTS | R V E O G T I E S R T S E R E D | B C A A L S L T O T S | T P U E R R N C O E U N T T A G E | R P a a n u d l | M R a u r b c i o o | R S i a c n k t o r u m | D J T o r n u a m l p d | U n c o m m i t t e d |
|----------------------|--|---|---|--------------------------------------|--|--|--|---|
| 0406 Commerce 6 | 1835 | 403 | 21.96 | 0 | 28 | 0 | 175 | 4 |
| 0407 Commerce 7 | 2195 | 713 | 32.48 | 2 | 63 | 1 | 256 | 7 |
| 0408 Commerce 8 | 2358 | 653 | 27.69 | 3 | 51 | 1 | 248 | 10 |
| 0409 Commerce 9 | 2377 | 672 | 28.27 | 1 | 61 | 0 | 245 | 3 |
| 0410 Commerce 10 | 2052 | 506 | 24.66 | 0 | 39 | 0 | 213 | 3 |
| 0411 Commerce 11 | 2611 | 600 | 22.98 | 1 | 66 | 0 | 228 | 8 |
| 0412 Commerce 12 | 1344 | 315 | 23.44 | 0 | 26 | 0 | 143 | 5 |
| 0413 Commerce 13 | 2224 | 506 | 22.75 | 2 | 40 | 1 | 175 | 4 |
| 0414 Commerce 14 | 1847 | 277 | 15.00 | 1 | 21 | 0 | 124 | 8 |
| 0415 Commerce 15 | 1787 | 495 | 27.70 | 1 | 38 | 1 | 189 | 11 |
| 0501 Groveland 1 | 1571 | 480 | 30.55 | 0 | 25 | 0 | 218 | 6 |
| 0502 Groveland 2 | 1401 | 304 | 21.70 | 0 | 18 | 1 | 143 | 11 |
| 0503 Groveland 3 | 1163 | 366 | 31.47 | 1 | 29 | 0 | 143 | 3 |
| 0601 Highland 1 | 2543 | 764 | 30.04 | 4 | 62 | 0 | 318 | 9 |
| 0602 Highland 2 | 2205 | 569 | 25.80 | 0 | 48 | 1 | 294 | 15 |
| 0603 Highland 3 | 1660 | 325 | 19.58 | 1 | 24 | 0 | 143 | 10 |
| 0604 Highland 4 | 2254 | 611 | 27.11 | 0 | 49 | 3 | 245 | 12 |
| 0605 Highland 5 | 1363 | 486 | 35.66 | 2 | 47 | 0 | 191 | 8 |
| 0606 Highland 6 | 1998 | 589 | 29.48 | 1 | 39 | 0 | 255 | 6 |
| 0607 Highland 7 | 1259 | 325 | 25.81 | 1 | 26 | 0 | 163 | 5 |
| 0608 Highland 8 | 1431 | 399 | 27.88 | 0 | 36 | 0 | 147 | 5 |
| 0701 Holly 1 | 2281 | 410 | 17.97 | 0 | 25 | 0 | 197 | 9 |
| 0702 Holly 2 | 2328 | 351 | 15.08 | 2 | 27 | 0 | 150 | 4 |
| 0703 Holly 3 | 2073 | 473 | 22.82 | 0 | 30 | 0 | 215 | 10 |
| 0704 Holly 4 | 2235 | 560 | 25.06 | 0 | 69 | 0 | 237 | 14 |
| 0801 Independence 1 | 2507 | 769 | 30.67 | 3 | 68 | 0 | 292 | 17 |
| 0802 Independence 2 | 1919 | 586 | 30.54 | 2 | 49 | 0 | 236 | 11 |
| 0803 Independence 3 | 2085 | 673 | 32.28 | 1 | 60 | 1 | 233 | 5 |
| 0804 Independence 4 | 1973 | 705 | 35.73 | 0 | 58 | 0 | 271 | 9 |
| 0805 Independence 5 | 2249 | 721 | 32.06 | 1 | 78 | 0 | 301 | 11 |
| 0806 Independence 6 | 2219 | 635 | 28.62 | 2 | 75 | 1 | 234 | 18 |
| 0807 Independence 7 | 2487 | 654 | 26.30 | 4 | 68 | 2 | 242 | 8 |
| 0808 Independence 8 | 1521 | 505 | 33.20 | 2 | 51 | 0 | 182 | 10 |
| 0809 Independence 9 | 2160 | 714 | 33.06 | 1 | 67 | 0 | 268 | 3 |
| 0810 Independence 10 | 2425 | 452 | 18.64 | 1 | 48 | 0 | 180 | 14 |
| 0811 Independence 11 | 2666 | 580 | 21.76 | 2 | 51 | 0 | 253 | 6 |
| 0812 Independence 12 | 1136 | 309 | 27.20 | 0 | 26 | 0 | 129 | 9 |
| 0813 Independence 13 | 1834 | 459 | 25.03 | 1 | 45 | 1 | 189 | 13 |
| 0901 Lyon 1 | 2101 | 547 | 26.04 | 3 | 34 | 1 | 234 | 8 |
| 0902 Lyon 2 | 2097 | 551 | 26.28 | 1 | 34 | 1 | 181 | 3 |
| 0903 Lyon 3 | 2031 | 425 | 20.93 | 2 | 32 | 3 | 160 | 6 |
| 0904 Lyon 4 | 1913 | 454 | 23.73 | 1 | 46 | 2 | 161 | 15 |
| 0905 Lyon 5 | 1855 | 604 | 32.56 | 0 | 55 | 0 | 241 | 8 |
| 0906 Lyon 6 | 2751 | 829 | 30.13 | 1 | 62 | 2 | 310 | 12 |
| 1001 Milford 1 | 1746 | 560 | 32.07 | 2 | 52 | 0 | 240 | 6 |
| 1002 Milford 2 | 1746 | 352 | 20.16 | 1 | 26 | 1 | 136 | 7 |

DISTRICT CANVASS

PRESIDENTIAL PRIMARY ELECTION
TUESDAY, MARCH 8, 2016
OAKLAND COUNTY, MICHIGAN
Republican Party

PRINTED 03/16/16, 03:29 PM

PAGE 001.001.14

| | | | PRESIDENT OF THE UNITED STATES (continuation) | | | | | |
|-----------------------|--|---|---|--------------------------------------|--|--|---|---|
| | R V E O G T I E S R T S E R E D | B C A A L S L T O T S | T P U E R R N C O E U N T T A G E | R P a a n u d l | M R a u r b c i o o | R S i a c n k t o r u m | D J T o r n a l d | U n c o m m i t t e d |
| 520 PRECINCTS | | | | | | | | |
| 1003 Milford 3 | 1760 | 583 | 33.13 | 1 | 57 | 1 | 236 | 7 |
| 1004 Milford 4 | 2763 | 805 | 29.13 | 1 | 64 | 1 | 320 | 11 |
| 1005 Milford 5 | 624 | 130 | 20.83 | 1 | 14 | 0 | 50 | 7 |
| 1006 Milford 6 | 1227 | 369 | 30.07 | 3 | 35 | 1 | 133 | 10 |
| 1007 Milford 7 | 1927 | 538 | 27.92 | 0 | 55 | 0 | 191 | 11 |
| 1008 Milford 8 | 1225 | 363 | 29.63 | 1 | 43 | 0 | 117 | 9 |
| 1101 Novi Twp 1 | 131 | 47 | 35.88 | 0 | 7 | 0 | 11 | 0 |
| 1201 Oakland 1 | 1750 | 646 | 36.91 | 0 | 74 | 1 | 208 | 11 |
| 1202 Oakland 2 | 1929 | 541 | 28.05 | 3 | 41 | 1 | 222 | 10 |
| 1203 Oakland 3 | 844 | 304 | 36.02 | 1 | 28 | 0 | 122 | 3 |
| 1204 Oakland 4 | 1552 | 581 | 37.44 | 0 | 55 | 2 | 230 | 9 |
| 1205 Oakland 5 | 1788 | 537 | 30.03 | 1 | 39 | 0 | 159 | 2 |
| 1206 Oakland 6 | 1871 | 609 | 32.55 | 1 | 49 | 0 | 234 | 5 |
| 1207 Oakland 7 | 2137 | 714 | 33.41 | 0 | 69 | 0 | 292 | 8 |
| 1208 Oakland 8 | 1353 | 475 | 35.11 | 2 | 37 | 0 | 173 | 4 |
| 1301 Orion 1 | 1849 | 481 | 26.01 | 1 | 40 | 1 | 189 | 6 |
| 1302 Orion 2 | 2194 | 535 | 24.38 | 2 | 43 | 1 | 218 | 16 |
| 1303 Orion 3 | 1837 | 617 | 33.59 | 0 | 68 | 0 | 267 | 11 |
| 1304 Orion 4 | 2056 | 636 | 30.93 | 1 | 73 | 1 | 266 | 6 |
| 1305 Orion 5 | 2084 | 663 | 31.81 | 6 | 60 | 0 | 237 | 5 |
| 1306 Orion 6 | 1700 | 629 | 37.00 | 1 | 76 | 0 | 199 | 15 |
| 1307 Orion 7 | 1822 | 405 | 22.23 | 3 | 40 | 1 | 164 | 7 |
| 1308 Orion 8 | 1484 | 403 | 27.16 | 0 | 52 | 0 | 141 | 4 |
| 1309 Orion 9 | 1928 | 467 | 24.22 | 0 | 41 | 1 | 146 | 4 |
| 1310 Orion 10 | 1602 | 513 | 32.02 | 1 | 58 | 0 | 163 | 6 |
| 1311 Orion 11 | 1325 | 323 | 24.38 | 0 | 25 | 0 | 128 | 5 |
| 1312 Orion 12 | 1905 | 475 | 24.93 | 1 | 38 | 0 | 186 | 7 |
| 1313 Orion 13 | 1847 | 531 | 28.75 | 4 | 44 | 0 | 192 | 8 |
| 1314 Orion 14 | 1148 | 370 | 32.23 | 1 | 20 | 0 | 107 | 1 |
| 1315 Orion 15 | 1462 | 319 | 21.82 | 0 | 29 | 0 | 111 | 2 |
| 1401 Oxford 1 | 2512 | 633 | 25.20 | 1 | 63 | 1 | 248 | 20 |
| 1402 Oxford 2 | 1847 | 363 | 19.65 | 0 | 30 | 0 | 160 | 5 |
| 1403 Oxford 3 | 2465 | 741 | 30.06 | 2 | 67 | 1 | 273 | 14 |
| 1404 Oxford 4 | 2291 | 695 | 30.34 | 1 | 77 | 1 | 253 | 10 |
| 1405 Oxford 5 | 1715 | 327 | 19.07 | 2 | 19 | 3 | 148 | 3 |
| 1406 Oxford 6 | 2125 | 610 | 28.71 | 1 | 43 | 1 | 257 | 4 |
| 1407 Oxford 7 | 2058 | 569 | 27.65 | 0 | 43 | 0 | 214 | 10 |
| 1501 Rose 1 | 1300 | 331 | 25.46 | 1 | 15 | 0 | 155 | 2 |
| 1502 Rose 2 | 1751 | 425 | 24.27 | 1 | 43 | 0 | 188 | 2 |
| 1503 Rose 3 | 1865 | 491 | 26.33 | 1 | 44 | 0 | 210 | 5 |
| 1601 Royal Oak Twp 1 | 1465 | 3 | .20 | 0 | 0 | 0 | 0 | 0 |
| 1602 Royal Oak Twp 2 | 1091 | 6 | .55 | 0 | 2 | 0 | 1 | 0 |
| 1701 Southfield Twp 1 | 877 | 202 | 23.03 | 0 | 24 | 0 | 52 | 4 |
| 1702 Southfield Twp 2 | 984 | 253 | 25.71 | 0 | 21 | 0 | 78 | 1 |
| 1703 Southfield Twp 3 | 776 | 234 | 30.15 | 0 | 28 | 0 | 55 | 2 |
| 1704 Southfield Twp 4 | 1220 | 441 | 36.15 | 1 | 40 | 0 | 94 | 6 |

DISTRICT CANVASS

PRESIDENTIAL PRIMARY ELECTION
TUESDAY, MARCH 8, 2016
OAKLAND COUNTY, MICHIGAN
Republican Party

PRINTED 03/16/16, 03:29 PM

PAGE 001.001.15

PRESIDENT OF THE UNITED STATES (continuation)

| 520 PRECINCTS | R V E O G T I E S R T S E R E D | B C A A L S L T O T S | T P U E R R N C O E U N T T A G E | R P a a n u d l | M R a u r b c i o o | R S i a c n k t o r u m | D J T o r n u a m p l d | U n c o m m i t t e d |
|------------------------|--|---|---|--------------------------------------|--|--|--|---|
| 1705 Southfield Twp 5 | 1278 | 317 | 24.80 | 2 | 33 | 0 | 68 | 2 |
| 1706 Southfield Twp 6 | 1913 | 618 | 32.31 | 0 | 72 | 1 | 147 | 8 |
| 1707 Southfield Twp 7 | 1105 | 337 | 30.50 | 0 | 29 | 0 | 100 | 2 |
| 1708 Southfield Twp 8 | 1373 | 397 | 28.91 | 2 | 39 | 0 | 135 | 8 |
| 1709 Southfield Twp 9 | 1118 | 295 | 26.39 | 1 | 37 | 0 | 86 | 3 |
| 1710 Southfield Twp 10 | 888 | 299 | 33.67 | 0 | 43 | 0 | 89 | 5 |
| 1801 Springfield 1 | 1519 | 493 | 32.46 | 4 | 42 | 0 | 204 | 6 |
| 1802 Springfield 2 | 1598 | 371 | 23.22 | 0 | 28 | 2 | 160 | 3 |
| 1803 Springfield 3 | 2023 | 576 | 28.47 | 1 | 41 | 0 | 254 | 7 |
| 1804 Springfield 4 | 1454 | 374 | 25.72 | 2 | 29 | 2 | 160 | 10 |
| 1805 Springfield 5 | 1700 | 564 | 33.18 | 1 | 53 | 0 | 180 | 1 |
| 1806 Springfield 6 | 1652 | 522 | 31.60 | 0 | 46 | 0 | 204 | 4 |
| 1807 Springfield 7 | 863 | 294 | 34.07 | 1 | 20 | 1 | 116 | 1 |
| 1901 Waterford 1 | 1891 | 473 | 25.01 | 2 | 47 | 1 | 202 | 15 |
| 1902 Waterford 2 | 1941 | 448 | 23.08 | 5 | 34 | 2 | 189 | 19 |
| 1903 Waterford 3 | 1374 | 349 | 25.40 | 0 | 35 | 0 | 156 | 3 |
| 1904 Waterford 4 | 2078 | 414 | 19.92 | 0 | 34 | 0 | 172 | 9 |
| 1905 Waterford 5 | 1933 | 397 | 20.54 | 2 | 27 | 0 | 192 | 5 |
| 1906 Waterford 6 | 2326 | 476 | 20.46 | 0 | 34 | 0 | 182 | 17 |
| 1907 Waterford 7 | 1732 | 464 | 26.79 | 1 | 32 | 0 | 168 | 19 |
| 1908 Waterford 8 | 2100 | 581 | 27.67 | 2 | 52 | 2 | 231 | 13 |
| 1909 Waterford 9 | 1457 | 362 | 24.85 | 0 | 29 | 0 | 155 | 9 |
| 1910 Waterford 10 | 1791 | 494 | 27.58 | 1 | 47 | 0 | 190 | 13 |
| 1911 Waterford 11 | 1806 | 404 | 22.37 | 0 | 25 | 0 | 183 | 17 |
| 1912 Waterford 12 | 1891 | 477 | 25.22 | 0 | 42 | 0 | 202 | 18 |
| 1913 Waterford 13 | 1731 | 244 | 14.10 | 2 | 22 | 0 | 105 | 9 |
| 1914 Waterford 14 | 1424 | 360 | 25.28 | 2 | 30 | 3 | 157 | 13 |
| 1915 Waterford 15 | 1768 | 323 | 18.27 | 0 | 27 | 1 | 162 | 10 |
| 1916 Waterford 16 | 1809 | 451 | 24.93 | 0 | 40 | 1 | 188 | 10 |
| 1917 Waterford 17 | 2424 | 353 | 14.56 | 1 | 35 | 1 | 162 | 9 |
| 1918 Waterford 18 | 1667 | 356 | 21.36 | 3 | 26 | 1 | 162 | 8 |
| 1919 Waterford 19 | 1905 | 291 | 15.28 | 1 | 20 | 0 | 137 | 6 |
| 1920 Waterford 20 | 1844 | 217 | 11.77 | 0 | 15 | 1 | 93 | 7 |
| 1921 Waterford 21 | 1796 | 318 | 17.71 | 0 | 22 | 1 | 131 | 7 |
| 1922 Waterford 22 | 2195 | 430 | 19.59 | 1 | 42 | 1 | 190 | 4 |
| 1923 Waterford 23 | 2106 | 469 | 22.27 | 3 | 46 | 0 | 230 | 10 |
| 1924 Waterford 24 | 2278 | 491 | 21.55 | 0 | 46 | 0 | 211 | 3 |
| 1925 Waterford 25 | 2052 | 419 | 20.42 | 1 | 26 | 0 | 185 | 6 |
| 1926 Waterford 26 | 1923 | 260 | 13.52 | 0 | 13 | 0 | 127 | 6 |
| 1927 Waterford 27 | 1974 | 384 | 19.45 | 1 | 27 | 0 | 177 | 4 |
| 1928 Waterford 28 | 1773 | 275 | 15.51 | 1 | 16 | 1 | 135 | 3 |
| 1929 Waterford 29 | 1618 | 328 | 20.27 | 3 | 29 | 2 | 148 | 7 |
| 2001 W. Bloomfield 1 | 2213 | 494 | 22.32 | 1 | 55 | 0 | 169 | 9 |
| 2002 W. Bloomfield 2 | 2238 | 473 | 21.13 | 0 | 37 | 1 | 192 | 9 |
| 2003 W. Bloomfield 3 | 1016 | 285 | 28.05 | 0 | 24 | 0 | 131 | 12 |
| 2004 W. Bloomfield 4 | 2256 | 538 | 23.85 | 0 | 48 | 1 | 211 | 5 |

DISTRICT CANVASS

PRESIDENTIAL PRIMARY ELECTION
TUESDAY, MARCH 8, 2016
OAKLAND COUNTY, MICHIGAN
Republican Party

PRINTED 03/16/16, 03:29 PM

PAGE 001.001.16

| | | | | PRESIDENT OF THE UNITED STATES (continuation) | | | | |
|-----------------------|--|--------------------------------------|---|---|-----|-----|-------|-----|
| | | | | R P | M R | R S | D J T | U |
| | | | | a a | a u | i a | o . r | n c |
| | | | | n u | r b | c n | n u | m m |
| | | | | d l | c i | k t | a m | i t |
| | | | | | o o | o r | p | t e |
| | | | | | | u m | d | d |
| 520 PRECINCTS | R V E O G T I E S R T S E R E D | B C A A L S L T O T S | T P U E R R N C O E U N T T A G E | | | | | |
| 2005 W. Bloomfield 5 | 2117 | 497 | 23.48 | 1 | 50 | 0 | 195 | 6 |
| 2006 W. Bloomfield 6 | 1777 | 269 | 15.14 | 1 | 38 | 0 | 84 | 1 |
| 2007 W. Bloomfield 7 | 1516 | 292 | 19.26 | 0 | 33 | 1 | 108 | 5 |
| 2008 W. Bloomfield 8 | 2302 | 611 | 26.54 | 2 | 72 | 0 | 189 | 8 |
| 2009 W. Bloomfield 9 | 1644 | 298 | 18.13 | 1 | 35 | 0 | 80 | 8 |
| 2010 W. Bloomfield 10 | 2410 | 546 | 22.66 | 0 | 41 | 0 | 212 | 8 |
| 2011 W. Bloomfield 11 | 2151 | 352 | 16.36 | 0 | 47 | 0 | 120 | 4 |
| 2012 W. Bloomfield 12 | 2307 | 283 | 12.27 | 1 | 40 | 0 | 116 | 8 |
| 2013 W. Bloomfield 13 | 1985 | 486 | 24.48 | 0 | 60 | 0 | 126 | 8 |
| 2014 W. Bloomfield 14 | 1735 | 382 | 22.02 | 0 | 38 | 1 | 159 | 9 |
| 2015 W. Bloomfield 15 | 2599 | 494 | 19.01 | 0 | 62 | 0 | 190 | 11 |
| 2016 W. Bloomfield 16 | 2276 | 610 | 26.80 | 0 | 71 | 0 | 240 | 12 |
| 2017 W. Bloomfield 17 | 2213 | 487 | 22.01 | 0 | 76 | 0 | 157 | 8 |
| 2018 W. Bloomfield 18 | 1746 | 413 | 23.65 | 0 | 55 | 0 | 148 | 12 |
| 2019 W. Bloomfield 19 | 1901 | 284 | 14.94 | 1 | 44 | 1 | 104 | 5 |
| 2020 W. Bloomfield 20 | 1378 | 236 | 17.13 | 0 | 23 | 0 | 82 | 5 |
| 2021 W. Bloomfield 21 | 1758 | 229 | 13.03 | 0 | 29 | 0 | 84 | 7 |
| 2022 W. Bloomfield 22 | 2345 | 361 | 15.39 | 0 | 50 | 0 | 138 | 9 |
| 2023 W. Bloomfield 23 | 2524 | 396 | 15.69 | 1 | 65 | 1 | 149 | 12 |
| 2024 W. Bloomfield 24 | 1739 | 228 | 13.11 | 0 | 19 | 0 | 98 | 1 |
| 2025 W. Bloomfield 25 | 2099 | 534 | 25.44 | 1 | 65 | 0 | 184 | 8 |
| 2101 White Lake 1 | 2185 | 600 | 27.46 | 2 | 59 | 1 | 230 | 4 |
| 2102 White Lake 2 | 2350 | 624 | 26.55 | 0 | 48 | 1 | 297 | 9 |
| 2103 White Lake 3 | 1342 | 399 | 29.73 | 2 | 40 | 0 | 158 | 1 |
| 2104 White Lake 4 | 979 | 254 | 25.94 | 0 | 17 | 0 | 114 | 5 |
| 2105 White Lake 5 | 2212 | 602 | 27.22 | 2 | 54 | 0 | 246 | 18 |
| 2106 White Lake 6 | 2694 | 537 | 19.93 | 1 | 42 | 0 | 265 | 15 |
| 2107 White Lake 7 | 1759 | 484 | 27.52 | 3 | 46 | 1 | 199 | 7 |
| 2108 White Lake 8 | 2551 | 511 | 20.03 | 3 | 33 | 0 | 262 | 5 |
| 2109 White Lake 9 | 2066 | 404 | 19.55 | 0 | 38 | 0 | 186 | 8 |
| 2110 White Lake 10 | 2240 | 403 | 17.99 | 2 | 33 | 0 | 193 | 5 |
| 2111 White Lake 11 | 2188 | 601 | 27.47 | 3 | 36 | 0 | 291 | 9 |
| 2112 White Lake 12 | 1302 | 345 | 26.50 | 3 | 33 | 1 | 126 | 10 |
| 2201 Auburn Hills 1 | 990 | 190 | 19.19 | 1 | 14 | 0 | 64 | 6 |
| 2202 Auburn Hills 2 | 1507 | 172 | 11.41 | 0 | 21 | 0 | 59 | 4 |
| 2203 Auburn Hills 3 | 1746 | 257 | 14.72 | 2 | 20 | 0 | 111 | 6 |
| 2204 Auburn Hills 4 | 1744 | 247 | 14.16 | 4 | 25 | 0 | 100 | 4 |
| 2205 Auburn Hills 5 | 1319 | 288 | 21.83 | 1 | 29 | 0 | 104 | 7 |
| 2206 Auburn Hills 6 | 1941 | 542 | 27.92 | 1 | 71 | 0 | 183 | 6 |
| 2207 Auburn Hills 7 | 1887 | 235 | 12.45 | 1 | 25 | 0 | 85 | 4 |
| 2208 Auburn Hills 8 | 1632 | 202 | 12.38 | 0 | 20 | 0 | 65 | 4 |
| 2209 Auburn Hills 9 | 1272 | 194 | 15.25 | 2 | 18 | 0 | 71 | 4 |
| 2301 Berkley 1 | 1880 | 407 | 21.65 | 2 | 37 | 1 | 118 | 6 |
| 2302 Berkley 2 | 1777 | 434 | 24.42 | 0 | 49 | 0 | 130 | 7 |
| 2303 Berkley 3 | 1787 | 315 | 17.63 | 1 | 29 | 0 | 96 | 6 |
| 2304 Berkley 4 | 1780 | 347 | 19.49 | 0 | 46 | 0 | 88 | 5 |

DISTRICT CANVASS

PRESIDENTIAL PRIMARY ELECTION
TUESDAY, MARCH 8, 2016
OAKLAND COUNTY, MICHIGAN
Republican Party

PRINTED 03/16/16, 03:29 PM

PAGE 001.001.17

PRESIDENT OF THE UNITED STATES (continuation)

| | R V E O G T I E S R T S E R E D | B C A A L S L T O T S | T P U E R R N C O E U N T T A G E | R P a a n u d l | M R a u r b c i o o | R S i a c n k t o r u m | D J T o r u a m p l d | U n c o m m i t t e d |
|--------------------------|--|---|---|--------------------------------------|--|--|---|---|
| 520 PRECINCTS | | | | | | | | |
| 2305 Berkley 5 | 1541 | 327 | 21.22 | 2 | 28 | 2 | 105 | 2 |
| 2306 Berkley 6 | 1823 | 328 | 17.99 | 4 | 20 | 1 | 139 | 2 |
| 2307 Berkley 7 | 1768 | 345 | 19.51 | 0 | 35 | 2 | 96 | 2 |
| 2401 Birmingham 1 | 1935 | 603 | 31.16 | 0 | 85 | 0 | 211 | 4 |
| 2402 Birmingham 2 | 1940 | 598 | 30.82 | 2 | 61 | 0 | 136 | 7 |
| 2403 Birmingham 3 | 1726 | 430 | 24.91 | 0 | 34 | 0 | 131 | 9 |
| 2404 Birmingham 4 | 1971 | 703 | 35.67 | 0 | 85 | 0 | 186 | 13 |
| 2405 Birmingham 5 | 1855 | 571 | 30.78 | 0 | 55 | 0 | 149 | 13 |
| 2406 Birmingham 6 | 2125 | 576 | 27.11 | 2 | 73 | 0 | 168 | 13 |
| 2407 Birmingham 7 | 2205 | 478 | 21.68 | 1 | 44 | 0 | 158 | 4 |
| 2408 Birmingham 8 | 1754 | 375 | 21.38 | 0 | 44 | 0 | 128 | 9 |
| 2409 Birmingham 9 | 1465 | 344 | 23.48 | 1 | 38 | 0 | 107 | 5 |
| 2501 Bloomfield Hills 1 | 1921 | 715 | 37.22 | 1 | 89 | 0 | 251 | 10 |
| 2502 Bloomfield Hills 2 | 1533 | 504 | 32.88 | 0 | 65 | 0 | 167 | 6 |
| 2601 Clarkston 1 | 844 | 269 | 31.87 | 1 | 21 | 0 | 102 | 4 |
| 2701 Clawson 1 | 2437 | 514 | 21.09 | 3 | 43 | 2 | 188 | 9 |
| 2702 Clawson 2 | 1652 | 326 | 19.73 | 0 | 33 | 0 | 108 | 9 |
| 2703 Clawson 3 | 1589 | 391 | 24.61 | 0 | 43 | 1 | 143 | 6 |
| 2704 Clawson 4 | 1520 | 333 | 21.91 | 1 | 33 | 0 | 126 | 3 |
| 2705 Clawson 5 | 1923 | 456 | 23.71 | 1 | 45 | 2 | 181 | 20 |
| 2801 Farmington 1 | 1033 | 288 | 27.88 | 1 | 33 | 1 | 88 | 11 |
| 2802 Farmington 2 | 1452 | 340 | 23.42 | 1 | 31 | 1 | 103 | 13 |
| 2803 Farmington 3 | 1358 | 262 | 19.29 | 1 | 25 | 0 | 80 | 2 |
| 2804 Farmington 4 | 1258 | 240 | 19.08 | 0 | 28 | 0 | 62 | 6 |
| 2805 Farmington 5 | 1137 | 292 | 25.68 | 0 | 25 | 0 | 88 | 6 |
| 2806 Farmington 6 | 1309 | 288 | 22.00 | 1 | 41 | 0 | 69 | 3 |
| 2901 Farmington Hills 1 | 2089 | 353 | 16.90 | 1 | 41 | 0 | 122 | 8 |
| 2902 Farmington Hills 2 | 2354 | 429 | 18.22 | 2 | 39 | 1 | 127 | 9 |
| 2903 Farmington Hills 3 | 2424 | 527 | 21.74 | 0 | 49 | 0 | 139 | 15 |
| 2904 Farmington Hills 4 | 2337 | 501 | 21.44 | 0 | 53 | 0 | 144 | 16 |
| 2905 Farmington Hills 5 | 1933 | 328 | 16.97 | 1 | 34 | 0 | 124 | 3 |
| 2906 Farmington Hills 6 | 1364 | 101 | 7.40 | 1 | 9 | 0 | 38 | 1 |
| 2907 Farmington Hills 7 | 2165 | 537 | 24.80 | 2 | 57 | 0 | 188 | 12 |
| 2908 Farmington Hills 8 | 1964 | 475 | 24.19 | 0 | 49 | 0 | 139 | 7 |
| 2909 Farmington Hills 9 | 2579 | 618 | 23.96 | 0 | 71 | 0 | 183 | 10 |
| 2910 Farmington Hills 10 | 2820 | 563 | 19.96 | 0 | 63 | 3 | 166 | 10 |
| 2911 Farmington Hills 11 | 2612 | 336 | 12.86 | 1 | 34 | 0 | 119 | 7 |
| 2912 Farmington Hills 12 | 1956 | 384 | 19.63 | 1 | 36 | 0 | 119 | 1 |
| 2913 Farmington Hills 13 | 1886 | 444 | 23.54 | 0 | 35 | 0 | 141 | 12 |
| 2914 Farmington Hills 14 | 2226 | 634 | 28.48 | 5 | 73 | 1 | 199 | 14 |
| 2915 Farmington Hills 15 | 1190 | 307 | 25.80 | 0 | 27 | 0 | 98 | 6 |
| 2916 Farmington Hills 16 | 2662 | 648 | 24.34 | 1 | 65 | 3 | 199 | 11 |
| 2917 Farmington Hills 17 | 2480 | 153 | 6.17 | 1 | 12 | 0 | 47 | 7 |
| 2918 Farmington Hills 18 | 1533 | 348 | 22.70 | 0 | 38 | 0 | 120 | 8 |
| 2919 Farmington Hills 19 | 2093 | 392 | 18.73 | 0 | 41 | 0 | 113 | 10 |
| 2920 Farmington Hills 20 | 2715 | 356 | 13.11 | 2 | 30 | 1 | 129 | 11 |

DISTRICT CANVASS

PRESIDENTIAL PRIMARY ELECTION
TUESDAY, MARCH 8, 2016
OAKLAND COUNTY, MICHIGAN
Republican Party

PRINTED 03/16/16, 03:29 PM

PAGE 001.001.18

| | | | | PRESIDENT OF THE UNITED STATES (continuation) | | | | |
|--------------------------|------|-----|-------|---|-----|-----|-------|-----|
| | | | | R P | M R | R S | D J T | U |
| | | | | a a | a u | i a | o . r | n c |
| | | | | n u | r b | c n | a m | o m |
| | | | | d l | c i | k t | l p | m i |
| | | | | | o o | o r | | t t |
| | | | | | | u m | | e d |
| 520 PRECINCTS | R V | B C | T P | | | | | |
| | E O | A A | U E | | | | | |
| | G T | L S | R R | | | | | |
| | I E | L T | N C | | | | | |
| | S R | O T | O E | | | | | |
| | T S | S | U N | | | | | |
| | E | | T T | | | | | |
| | R | | A | | | | | |
| | E | | G | | | | | |
| | D | | E | | | | | |
| 2921 Farmington Hills 21 | 2591 | 462 | 17.83 | 2 | 37 | 0 | 165 | 15 |
| 2922 Farmington Hills 22 | 1861 | 378 | 20.31 | 0 | 37 | 0 | 128 | 5 |
| 2923 Farmington Hills 23 | 1822 | 536 | 29.42 | 0 | 55 | 0 | 186 | 9 |
| 2924 Farmington Hills 24 | 2885 | 693 | 24.02 | 0 | 83 | 3 | 223 | 16 |
| 2925 Farmington Hills 25 | 2744 | 489 | 17.82 | 1 | 47 | 0 | 187 | 22 |
| 2926 Farmington Hills 26 | 2552 | 443 | 17.36 | 2 | 51 | 1 | 174 | 14 |
| 2927 Farmington Hills 27 | 2493 | 285 | 11.43 | 1 | 18 | 1 | 130 | 6 |
| 3002 Fenton 2 | 11 | 1 | 9.09 | 0 | 1 | 0 | 0 | 0 |
| 3101 Ferndale 1 | 2286 | 298 | 13.04 | 1 | 29 | 0 | 97 | 7 |
| 3102 Ferndale 2 | 1819 | 170 | 9.35 | 0 | 10 | 0 | 82 | 4 |
| 3103 Ferndale 3 | 1938 | 169 | 8.72 | 2 | 13 | 0 | 50 | 4 |
| 3104 Ferndale 4 | 1781 | 191 | 10.72 | 1 | 18 | 0 | 73 | 3 |
| 3105 Ferndale 5 | 1781 | 159 | 8.93 | 3 | 13 | 0 | 51 | 6 |
| 3106 Ferndale 6 | 1774 | 228 | 12.85 | 0 | 22 | 0 | 98 | 4 |
| 3107 Ferndale 7 | 1559 | 145 | 9.30 | 2 | 13 | 0 | 56 | 3 |
| 3108 Ferndale 8 | 1041 | 103 | 9.89 | 3 | 10 | 0 | 42 | 1 |
| 3109 Ferndale 9 | 1662 | 188 | 11.31 | 0 | 20 | 0 | 56 | 5 |
| 3201 Hazel Park 1 | 3178 | 303 | 9.53 | 0 | 18 | 0 | 149 | 5 |
| 3202 Hazel Park 2 | 1759 | 151 | 8.58 | 1 | 6 | 0 | 85 | 1 |
| 3203 Hazel Park 3 | 3048 | 268 | 8.79 | 1 | 19 | 0 | 142 | 1 |
| 3204 Hazel Park 4 | 1463 | 134 | 9.16 | 0 | 8 | 1 | 62 | 0 |
| 3205 Hazel Park 5 | 2870 | 298 | 10.38 | 0 | 17 | 0 | 145 | 6 |
| 3301 Huntington Woods 1 | 1192 | 229 | 19.21 | 0 | 20 | 0 | 33 | 1 |
| 3302 Huntington Woods 2 | 997 | 220 | 22.07 | 1 | 17 | 0 | 57 | 7 |
| 3303 Huntington Woods 3 | 1032 | 217 | 21.03 | 0 | 15 | 0 | 43 | 6 |
| 3304 Huntington Woods 4 | 982 | 175 | 17.82 | 0 | 28 | 1 | 34 | 1 |
| 3305 Huntington Woods 5 | 1011 | 188 | 18.60 | 0 | 22 | 0 | 30 | 4 |
| 3401 Keego Harbor 1 | 2007 | 345 | 17.19 | 1 | 26 | 3 | 171 | 1 |
| 3501 Lake Angelus 1 | 274 | 161 | 58.76 | 0 | 15 | 1 | 56 | 4 |
| 3601 Lathrup Village 1 | 1837 | 202 | 11.00 | 0 | 21 | 1 | 42 | 5 |
| 3602 Lathrup Village 2 | 1836 | 149 | 8.12 | 0 | 27 | 0 | 39 | 0 |
| 3701 Madison Heights 1 | 1783 | 204 | 11.44 | 0 | 18 | 1 | 94 | 4 |
| 3702 Madison Heights 2 | 1520 | 222 | 14.61 | 1 | 14 | 0 | 121 | 7 |
| 3703 Madison Heights 3 | 1729 | 176 | 10.18 | 0 | 16 | 1 | 100 | 2 |
| 3704 Madison Heights 4 | 1829 | 216 | 11.81 | 1 | 13 | 0 | 103 | 3 |
| 3705 Madison Heights 5 | 1476 | 207 | 14.02 | 1 | 14 | 1 | 85 | 6 |
| 3706 Madison Heights 6 | 386 | 63 | 16.32 | 0 | 5 | 2 | 37 | 4 |
| 3707 Madison Heights 7 | 2149 | 402 | 18.71 | 1 | 39 | 2 | 152 | 7 |
| 3708 Madison Heights 8 | 2609 | 465 | 17.82 | 1 | 44 | 0 | 169 | 8 |
| 3709 Madison Heights 9 | 2212 | 438 | 19.80 | 3 | 36 | 0 | 187 | 16 |
| 3710 Madison Heights 10 | 1793 | 376 | 20.97 | 3 | 39 | 0 | 122 | 11 |
| 3711 Madison Heights 11 | 2325 | 205 | 8.82 | 0 | 22 | 0 | 86 | 3 |
| 3802 Northville 2 | 2611 | 779 | 29.84 | 1 | 69 | 1 | 235 | 12 |
| 3901 Novi 1 | 1850 | 548 | 29.62 | 1 | 47 | 0 | 191 | 4 |
| 3902 Novi 2 | 2326 | 610 | 26.23 | 2 | 66 | 0 | 189 | 11 |
| 3903 Novi 3 | 1883 | 332 | 17.63 | 0 | 31 | 0 | 118 | 7 |

DISTRICT CANVASS

PRESIDENTIAL PRIMARY ELECTION
TUESDAY, MARCH 8, 2016
OAKLAND COUNTY, MICHIGAN
Republican Party

PRINTED 03/16/16, 03:29 PM

PAGE 001.001.19

| 520 PRECINCTS | PRESIDENT OF THE UNITED STATES (continuation) | | | | | | | U n c o m m i t t e d |
|-----------------------|--|---|---|--------------------------------------|--|--|--|---|
| | R V E O G T I E S R T S E R E D | B C A A L S L T O T S | T P U E R R N C O E U N T T A G E | R P a a n u d l | M R a u r b c i o o | R S i a c n k t o r u m | D J T o .r n u m l p d | |
| 3904 Novi 4 | 1887 | 430 | 22.79 | 0 | 51 | 0 | 150 | 13 |
| 3905 Novi 5 | 1533 | 270 | 17.61 | 0 | 10 | 2 | 98 | 5 |
| 3906 Novi 6 | 1860 | 418 | 22.47 | 2 | 45 | 0 | 137 | 13 |
| 3907 Novi 7 | 1653 | 279 | 16.88 | 0 | 24 | 0 | 115 | 9 |
| 3908 Novi 8 | 1617 | 344 | 21.27 | 0 | 37 | 0 | 110 | 10 |
| 3909 Novi 9 | 2411 | 498 | 20.66 | 0 | 49 | 1 | 189 | 18 |
| 3910 Novi 10 | 1039 | 474 | 45.62 | 0 | 42 | 1 | 92 | 31 |
| 3911 Novi 11 | 1699 | 323 | 19.01 | 0 | 17 | 0 | 136 | 3 |
| 3912 Novi 12 | 2728 | 281 | 10.30 | 1 | 40 | 1 | 101 | 4 |
| 3913 Novi 13 | 1273 | 213 | 16.73 | 1 | 13 | 0 | 88 | 3 |
| 3914 Novi 14 | 1396 | 341 | 24.43 | 0 | 23 | 0 | 104 | 7 |
| 3915 Novi 15 | 1795 | 521 | 29.03 | 1 | 51 | 0 | 154 | 7 |
| 3916 Novi 16 | 2356 | 592 | 25.13 | 1 | 66 | 2 | 165 | 3 |
| 3917 Novi 17 | 2179 | 638 | 29.28 | 0 | 64 | 1 | 133 | 1 |
| 3918 Novi 18 | 2156 | 668 | 30.98 | 0 | 52 | 1 | 229 | 12 |
| 3919 Novi 19 | 1294 | 331 | 25.58 | 1 | 20 | 0 | 135 | 2 |
| 3920 Novi 20 | 1325 | 421 | 31.77 | 0 | 38 | 0 | 132 | 7 |
| 3921 Novi 21 | 1346 | 389 | 28.90 | 1 | 40 | 0 | 135 | 2 |
| 3922 Novi 22 | 1290 | 178 | 13.80 | 0 | 17 | 0 | 52 | 1 |
| 4001 Oak Park 1 | 993 | 54 | 5.44 | 0 | 4 | 0 | 17 | 0 |
| 4002 Oak Park 2 | 1580 | 267 | 16.90 | 0 | 43 | 0 | 56 | 4 |
| 4003 Oak Park 3 | 1686 | 248 | 14.71 | 0 | 41 | 0 | 60 | 5 |
| 4004 Oak Park 4 | 1360 | 162 | 11.91 | 0 | 28 | 0 | 32 | 1 |
| 4005 Oak Park 5 | 1048 | 32 | 3.05 | 0 | 4 | 0 | 7 | 0 |
| 4006 Oak Park 6 | 1514 | 99 | 6.54 | 0 | 15 | 0 | 20 | 0 |
| 4007 Oak Park 7 | 1512 | 37 | 2.45 | 0 | 4 | 0 | 14 | 0 |
| 4008 Oak Park 8 | 1580 | 32 | 2.03 | 0 | 7 | 0 | 7 | 1 |
| 4009 Oak Park 9 | 1581 | 18 | 1.14 | 0 | 0 | 0 | 9 | 0 |
| 4010 Oak Park 10 | 1743 | 34 | 1.95 | 0 | 3 | 0 | 10 | 1 |
| 4011 Oak Park 11 | 1405 | 37 | 2.63 | 0 | 6 | 0 | 15 | 1 |
| 4012 Oak Park 12 | 1749 | 43 | 2.46 | 0 | 5 | 0 | 11 | 2 |
| 4013 Oak Park 13 | 1652 | 41 | 2.48 | 0 | 6 | 0 | 14 | 0 |
| 4014 Oak Park 14 | 1282 | 90 | 7.02 | 0 | 4 | 0 | 32 | 4 |
| 4015 Oak Park 15 | 1291 | 53 | 4.11 | 0 | 3 | 0 | 9 | 1 |
| 4016 Oak Park 16 | 1422 | 136 | 9.56 | 0 | 19 | 1 | 37 | 3 |
| 4101 Orchard Lake 1 | 1890 | 577 | 30.53 | 2 | 47 | 0 | 239 | 2 |
| 4201 Pleasant Ridge 1 | 1194 | 215 | 18.01 | 0 | 22 | 0 | 48 | 3 |
| 4202 Pleasant Ridge 2 | 1145 | 200 | 17.47 | 0 | 13 | 1 | 47 | 3 |
| 4301 Pontiac 1 | 2728 | 16 | .59 | 0 | 1 | 0 | 7 | 1 |
| 4302 Pontiac 2 | 2428 | 51 | 2.10 | 1 | 5 | 0 | 23 | 0 |
| 4303 Pontiac 3 | 2162 | 48 | 2.22 | 0 | 9 | 0 | 16 | 1 |
| 4304 Pontiac 4 | 1696 | 130 | 7.67 | 0 | 9 | 0 | 56 | 5 |
| 4305 Pontiac 5 | 1838 | 122 | 6.64 | 0 | 14 | 0 | 35 | 1 |
| 4306 Pontiac 6 | 2030 | 69 | 3.40 | 1 | 8 | 0 | 23 | 4 |
| 4307 Pontiac 7 | 1225 | 32 | 2.61 | 0 | 4 | 0 | 14 | 2 |
| 4308 Pontiac 8 | 2581 | 103 | 3.99 | 2 | 7 | 0 | 52 | 3 |

DISTRICT CANVASS

PRESIDENTIAL PRIMARY ELECTION
TUESDAY, MARCH 8, 2016
OAKLAND COUNTY, MICHIGAN
Republican Party

PRINTED 03/16/16, 03:29 PM

PAGE 001.001.20

| | | | PRESIDENT OF THE UNITED STATES (continuation) | | | | |
|-------------------------|--|---|---|-----|-----|-------|-----|
| | | | R P | M R | R S | D J T | U |
| | | | a a | a u | i a | o . r | n |
| | | | n u | r b | c n | o . r | c |
| | | | d l | c i | k t | a l p | m |
| | | | | o o | o | d | i |
| | | | | | u | | t |
| | | | | | m | | t |
| | | | | | | | e |
| | | | | | | | d |
| 520 PRECINCTS | R V E O G T I E S R T S E R E D | B C A A L S L T O T S | T P U E R R N C O E U N T T A G E | | | | |
| 4309 Pontiac 9 | 1707 | 37 | 2.17 | 0 | 4 | 0 | 19 |
| 4310 Pontiac 10 | 553 | 32 | 5.79 | 0 | 0 | 0 | 14 |
| 4311 Pontiac 11 | 2894 | 203 | 7.01 | 2 | 18 | 1 | 85 |
| 4312 Pontiac 12 | 2373 | 159 | 6.70 | 0 | 18 | 0 | 77 |
| 4313 Pontiac 13 | 1944 | 146 | 7.51 | 0 | 11 | 0 | 63 |
| 4314 Pontiac 14 | 1760 | 46 | 2.61 | 0 | 5 | 0 | 12 |
| 4315 Pontiac 15 | 2386 | 42 | 1.76 | 0 | 1 | 0 | 17 |
| 4316 Pontiac 16 | 2373 | 47 | 1.98 | 0 | 6 | 0 | 15 |
| 4317 Pontiac 17 | 2211 | 76 | 3.44 | 0 | 6 | 0 | 36 |
| 4318 Pontiac 18 | 1806 | 26 | 1.44 | 0 | 2 | 0 | 17 |
| 4319 Pontiac 19 | 2647 | 13 | .49 | 0 | 2 | 0 | 7 |
| 4320 Pontiac 20 | 2123 | 24 | 1.13 | 0 | 1 | 0 | 8 |
| 4321 Pontiac 21 | 2778 | 40 | 1.44 | 0 | 2 | 0 | 18 |
| 4401 Rochester 1 | 1891 | 408 | 21.58 | 1 | 41 | 2 | 134 |
| 4402 Rochester 2 | 2589 | 561 | 21.67 | 2 | 62 | 0 | 222 |
| 4403 Rochester 3 | 1506 | 318 | 21.12 | 1 | 31 | 1 | 116 |
| 4404 Rochester 4 | 1148 | 334 | 29.09 | 0 | 33 | 0 | 124 |
| 4405 Rochester 5 | 2971 | 963 | 32.41 | 1 | 114 | 0 | 292 |
| 4501 Rochester Hills 1 | 1947 | 527 | 27.07 | 0 | 56 | 1 | 164 |
| 4502 Rochester Hills 2 | 1044 | 178 | 17.05 | 1 | 15 | 1 | 73 |
| 4503 Rochester Hills 3 | 1346 | 333 | 24.74 | 0 | 30 | 0 | 129 |
| 4504 Rochester Hills 4 | 1266 | 312 | 24.64 | 0 | 29 | 0 | 123 |
| 4505 Rochester Hills 5 | 1905 | 496 | 26.04 | 4 | 55 | 0 | 222 |
| 4506 Rochester Hills 6 | 2136 | 577 | 27.01 | 3 | 47 | 0 | 247 |
| 4507 Rochester Hills 7 | 1015 | 327 | 32.22 | 1 | 36 | 0 | 98 |
| 4508 Rochester Hills 8 | 951 | 394 | 41.43 | 1 | 33 | 0 | 127 |
| 4509 Rochester Hills 9 | 2240 | 736 | 32.86 | 0 | 84 | 1 | 222 |
| 4510 Rochester Hills 10 | 1434 | 486 | 33.89 | 2 | 48 | 2 | 125 |
| 4511 Rochester Hills 11 | 1551 | 266 | 17.15 | 0 | 26 | 0 | 100 |
| 4512 Rochester Hills 12 | 1955 | 603 | 30.84 | 1 | 64 | 1 | 224 |
| 4513 Rochester Hills 13 | 1365 | 323 | 23.66 | 2 | 26 | 0 | 126 |
| 4514 Rochester Hills 14 | 2161 | 616 | 28.51 | 1 | 56 | 0 | 259 |
| 4515 Rochester Hills 15 | 1633 | 252 | 15.43 | 1 | 26 | 0 | 105 |
| 4516 Rochester Hills 16 | 2175 | 441 | 20.28 | 0 | 39 | 0 | 168 |
| 4517 Rochester Hills 17 | 2222 | 681 | 30.65 | 2 | 82 | 0 | 204 |
| 4518 Rochester Hills 18 | 1385 | 483 | 34.87 | 0 | 55 | 0 | 169 |
| 4519 Rochester Hills 19 | 1270 | 511 | 40.24 | 4 | 58 | 0 | 130 |
| 4520 Rochester Hills 20 | 1083 | 281 | 25.95 | 0 | 32 | 0 | 81 |
| 4521 Rochester Hills 21 | 1643 | 538 | 32.74 | 1 | 43 | 0 | 198 |
| 4522 Rochester Hills 22 | 1290 | 407 | 31.55 | 0 | 45 | 0 | 120 |
| 4523 Rochester Hills 23 | 1270 | 344 | 27.09 | 0 | 31 | 0 | 110 |
| 4524 Rochester Hills 24 | 1602 | 466 | 29.09 | 1 | 65 | 1 | 182 |
| 4525 Rochester Hills 25 | 2099 | 666 | 31.73 | 1 | 52 | 0 | 188 |
| 4526 Rochester Hills 26 | 2421 | 837 | 34.57 | 1 | 98 | 1 | 263 |
| 4527 Rochester Hills 27 | 1495 | 404 | 27.02 | 0 | 33 | 1 | 130 |
| 4528 Rochester Hills 28 | 1890 | 290 | 15.34 | 1 | 28 | 2 | 120 |

DISTRICT CANVASS

PRESIDENTIAL PRIMARY ELECTION
TUESDAY, MARCH 8, 2016
OAKLAND COUNTY, MICHIGAN
Republican Party

PRINTED 03/16/16, 03:29 PM

PAGE 001.001.21

PRESIDENT OF THE UNITED STATES (continuation)

| 520 PRECINCTS | R V E O G T I E S R T S E R E D | B C A A L S L T O T S | T P U E R R N C O E U N T T A G E | R P a a n u d l | M R a u r b c i o o | R S i a c n k t o r u m | D J T o r n u m p l d | U n c o m m i t t e d |
|-------------------------|--|---|---|--------------------------------------|--|--|---|---|
| 4529 Rochester Hills 29 | 1025 | 289 | 28.20 | 0 | 32 | 0 | 104 | 4 |
| 4530 Rochester Hills 30 | 2067 | 498 | 24.09 | 4 | 49 | 0 | 174 | 9 |
| 4531 Rochester Hills 31 | 1267 | 315 | 24.86 | 1 | 30 | 0 | 121 | 5 |
| 4532 Rochester Hills 32 | 1636 | 468 | 28.61 | 1 | 40 | 0 | 152 | 14 |
| 4601 Royal Oak 1 | 2119 | 307 | 14.49 | 3 | 33 | 1 | 81 | 6 |
| 4602 Royal Oak 2 | 2272 | 390 | 17.17 | 0 | 38 | 0 | 123 | 7 |
| 4603 Royal Oak 3 | 1529 | 264 | 17.27 | 3 | 25 | 0 | 93 | 4 |
| 4604 Royal Oak 4 | 1693 | 276 | 16.30 | 0 | 24 | 0 | 88 | 4 |
| 4605 Royal Oak 5 | 1459 | 209 | 14.32 | 0 | 23 | 0 | 55 | 5 |
| 4606 Royal Oak 6 | 2812 | 407 | 14.47 | 1 | 40 | 0 | 134 | 6 |
| 4607 Royal Oak 7 | 1877 | 269 | 14.33 | 2 | 24 | 0 | 93 | 9 |
| 4608 Royal Oak 8 | 2363 | 590 | 24.97 | 0 | 58 | 1 | 150 | 18 |
| 4609 Royal Oak 9 | 2767 | 421 | 15.22 | 1 | 64 | 1 | 113 | 5 |
| 4610 Royal Oak 10 | 1987 | 394 | 19.83 | 1 | 38 | 1 | 129 | 5 |
| 4611 Royal Oak 11 | 1719 | 277 | 16.11 | 2 | 32 | 0 | 81 | 3 |
| 4612 Royal Oak 12 | 1898 | 366 | 19.28 | 0 | 33 | 0 | 137 | 8 |
| 4613 Royal Oak 13 | 2064 | 424 | 20.54 | 1 | 56 | 0 | 133 | 11 |
| 4614 Royal Oak 14 | 1621 | 473 | 29.18 | 3 | 45 | 1 | 108 | 2 |
| 4615 Royal Oak 15 | 1581 | 216 | 13.66 | 3 | 21 | 0 | 69 | 1 |
| 4616 Royal Oak 16 | 2723 | 593 | 21.78 | 2 | 64 | 0 | 184 | 12 |
| 4617 Royal Oak 17 | 1907 | 398 | 20.87 | 0 | 34 | 1 | 114 | 3 |
| 4618 Royal Oak 18 | 1931 | 357 | 18.49 | 3 | 29 | 0 | 116 | 5 |
| 4619 Royal Oak 19 | 2630 | 546 | 20.76 | 8 | 48 | 0 | 177 | 9 |
| 4620 Royal Oak 20 | 2099 | 444 | 21.15 | 2 | 49 | 0 | 134 | 14 |
| 4621 Royal Oak 21 | 2143 | 329 | 15.35 | 1 | 39 | 1 | 126 | 10 |
| 4622 Royal Oak 22 | 2218 | 498 | 22.45 | 2 | 50 | 1 | 147 | 9 |
| 4623 Royal Oak 23 | 1732 | 333 | 19.23 | 1 | 34 | 2 | 110 | 6 |
| 4624 Royal Oak 24 | 1086 | 203 | 18.69 | 1 | 23 | 0 | 67 | 6 |
| 4701 South Lyon 1 | 2923 | 712 | 24.36 | 2 | 70 | 0 | 271 | 14 |
| 4702 South Lyon 2 | 2120 | 460 | 21.70 | 2 | 42 | 0 | 148 | 9 |
| 4703 South Lyon 3 | 2064 | 519 | 25.15 | 0 | 42 | 0 | 170 | 14 |
| 4704 South Lyon 4 | 1518 | 274 | 18.05 | 0 | 26 | 0 | 90 | 2 |
| 4801 Southfield 1 | 1643 | 82 | 4.99 | 0 | 9 | 1 | 31 | 1 |
| 4802 Southfield 2 | 1950 | 241 | 12.36 | 1 | 23 | 0 | 74 | 7 |
| 4803 Southfield 3 | 1586 | 94 | 5.93 | 0 | 13 | 0 | 35 | 3 |
| 4804 Southfield 4 | 1879 | 87 | 4.63 | 0 | 5 | 0 | 25 | 6 |
| 4805 Southfield 5 | 1074 | 128 | 11.92 | 0 | 23 | 0 | 39 | 1 |
| 4806 Southfield 6 | 1490 | 111 | 7.45 | 0 | 32 | 0 | 31 | 2 |
| 4807 Southfield 7 | 1659 | 61 | 3.68 | 0 | 9 | 0 | 15 | 1 |
| 4808 Southfield 8 | 1372 | 52 | 3.79 | 0 | 9 | 0 | 12 | 2 |
| 4809 Southfield 9 | 1754 | 100 | 5.70 | 0 | 10 | 0 | 40 | 3 |
| 4810 Southfield 10 | 1687 | 90 | 5.33 | 0 | 6 | 0 | 35 | 2 |
| 4811 Southfield 11 | 1849 | 68 | 3.68 | 1 | 9 | 0 | 20 | 2 |
| 4812 Southfield 12 | 1521 | 59 | 3.88 | 0 | 5 | 0 | 22 | 1 |
| 4813 Southfield 13 | 1632 | 116 | 7.11 | 1 | 23 | 0 | 25 | 2 |
| 4814 Southfield 14 | 1429 | 176 | 12.32 | 0 | 28 | 0 | 40 | 3 |

DISTRICT CANVASS

PRESIDENTIAL PRIMARY ELECTION
TUESDAY, MARCH 8, 2016
OAKLAND COUNTY, MICHIGAN
Republican Party

PRINTED 03/16/16, 03:29 PM

PAGE 001.001.22

PRESIDENT OF THE UNITED STATES (continuation)

| 520 PRECINCTS | R V E O G T I E S R T S E R E D | B C A A L S L T O T S | T P U E R R N C O E U N T T A G E | R P a a n u d l | M R a u r b c i o o | R S i a c n k t o r u m | D J T o r a m p l p | U n c o m m i t t e d |
|--------------------|--|---|---|--------------------------------------|--|--|--|---|
| 4815 Southfield 15 | 1284 | 65 | 5.06 | 1 | 3 | 0 | 21 | 3 |
| 4816 Southfield 16 | 1520 | 49 | 3.22 | 0 | 12 | 0 | 14 | 3 |
| 4817 Southfield 17 | 1665 | 71 | 4.26 | 0 | 8 | 0 | 18 | 0 |
| 4818 Southfield 18 | 1938 | 33 | 1.70 | 0 | 8 | 0 | 10 | 1 |
| 4819 Southfield 19 | 1356 | 60 | 4.42 | 0 | 1 | 0 | 29 | 0 |
| 4820 Southfield 20 | 1777 | 50 | 2.81 | 0 | 4 | 0 | 20 | 2 |
| 4821 Southfield 21 | 1867 | 40 | 2.14 | 0 | 6 | 0 | 12 | 2 |
| 4822 Southfield 22 | 2156 | 36 | 1.67 | 1 | 1 | 0 | 9 | 2 |
| 4823 Southfield 23 | 2008 | 76 | 3.78 | 0 | 10 | 0 | 17 | 5 |
| 4824 Southfield 24 | 1746 | 54 | 3.09 | 0 | 6 | 0 | 16 | 1 |
| 4825 Southfield 25 | 1488 | 64 | 4.30 | 0 | 7 | 0 | 19 | 0 |
| 4826 Southfield 26 | 1660 | 147 | 8.86 | 0 | 28 | 0 | 39 | 4 |
| 4827 Southfield 27 | 1483 | 31 | 2.09 | 0 | 6 | 0 | 4 | 3 |
| 4828 Southfield 28 | 1636 | 33 | 2.02 | 0 | 11 | 0 | 4 | 2 |
| 4829 Southfield 29 | 2128 | 110 | 5.17 | 2 | 10 | 0 | 33 | 1 |
| 4830 Southfield 30 | 1970 | 111 | 5.63 | 1 | 7 | 1 | 38 | 9 |
| 4831 Southfield 31 | 1935 | 46 | 2.38 | 1 | 4 | 1 | 20 | 1 |
| 4832 Southfield 32 | 1419 | 97 | 6.84 | 1 | 10 | 0 | 37 | 1 |
| 4833 Southfield 33 | 1988 | 60 | 3.02 | 0 | 8 | 0 | 20 | 1 |
| 4834 Southfield 34 | 1402 | 120 | 8.56 | 0 | 9 | 1 | 47 | 5 |
| 4835 Southfield 35 | 1463 | 61 | 4.17 | 0 | 4 | 1 | 21 | 4 |
| 4836 Southfield 36 | 1435 | 73 | 5.09 | 0 | 10 | 0 | 24 | 2 |
| 4901 Sylvan Lake 1 | 1413 | 436 | 30.86 | 0 | 31 | 1 | 179 | 9 |
| 5001 Troy 1 | 1255 | 289 | 23.03 | 1 | 27 | 2 | 114 | 6 |
| 5002 Troy 2 | 2234 | 601 | 26.90 | 1 | 59 | 0 | 215 | 10 |
| 5003 Troy 3 | 1928 | 489 | 25.36 | 1 | 40 | 0 | 189 | 6 |
| 5004 Troy 4 | 2726 | 691 | 25.35 | 2 | 74 | 0 | 256 | 8 |
| 5005 Troy 5 | 1476 | 498 | 33.74 | 0 | 45 | 0 | 183 | 6 |
| 5006 Troy 6 | 495 | 186 | 37.58 | 1 | 15 | 0 | 69 | 4 |
| 5007 Troy 7 | 1630 | 483 | 29.63 | 1 | 46 | 0 | 141 | 5 |
| 5008 Troy 8 | 1878 | 464 | 24.71 | 0 | 55 | 2 | 146 | 8 |
| 5009 Troy 9 | 2202 | 592 | 26.88 | 0 | 57 | 1 | 200 | 7 |
| 5010 Troy 10 | 1926 | 524 | 27.21 | 0 | 48 | 0 | 175 | 3 |
| 5011 Troy 11 | 1836 | 573 | 31.21 | 0 | 75 | 0 | 198 | 9 |
| 5012 Troy 12 | 1393 | 410 | 29.43 | 0 | 34 | 1 | 112 | 9 |
| 5013 Troy 13 | 2709 | 704 | 25.99 | 0 | 72 | 0 | 221 | 8 |
| 5014 Troy 14 | 1972 | 513 | 26.01 | 1 | 50 | 0 | 159 | 5 |
| 5015 Troy 15 | 1868 | 514 | 27.52 | 0 | 68 | 0 | 167 | 4 |
| 5016 Troy 16 | 1536 | 392 | 25.52 | 0 | 39 | 0 | 130 | 11 |
| 5017 Troy 17 | 2156 | 557 | 25.83 | 1 | 59 | 0 | 182 | 7 |
| 5018 Troy 18 | 1561 | 523 | 33.50 | 0 | 47 | 1 | 175 | 1 |
| 5019 Troy 19 | 1482 | 507 | 34.21 | 1 | 64 | 0 | 134 | 6 |
| 5020 Troy 20 | 2128 | 619 | 29.09 | 0 | 53 | 1 | 226 | 6 |
| 5021 Troy 21 | 1497 | 310 | 20.71 | 0 | 27 | 0 | 104 | 8 |
| 5022 Troy 22 | 2552 | 591 | 23.16 | 3 | 61 | 1 | 193 | 9 |
| 5023 Troy 23 | 2507 | 555 | 22.14 | 0 | 45 | 1 | 222 | 7 |

DISTRICT CANVASS

PRESIDENTIAL PRIMARY ELECTION
TUESDAY, MARCH 8, 2016
OAKLAND COUNTY, MICHIGAN
Republican Party

PRINTED 03/16/16, 03:29 PM

PAGE 001.001.23

| 520 PRECINCTS | | | | PRESIDENT OF THE UNITED STATES (continuation) | | | | |
|--------------------|--|---|---|---|--|--|---|---|
| | R E G I S T E R E D | V O T E S B C A A L S L T O T A L | T P U E R R N C O E U N T T A G E | R P a a n u d l | M R a u r b c i o o | R S i a c n k t o r u m | D J T o r n u m p l d | U n c o m m i t t e d |
| 5024 Troy 24 | 2207 | 518 | 23.47 | 0 | 41 | 0 | 204 | 11 |
| 5025 Troy 25 | 2509 | 431 | 17.18 | 0 | 48 | 2 | 151 | 9 |
| 5026 Troy 26 | 2309 | 343 | 14.85 | 3 | 32 | 0 | 159 | 4 |
| 5027 Troy 27 | 1809 | 221 | 12.22 | 1 | 18 | 0 | 93 | 6 |
| 5028 Troy 28 | 1871 | 245 | 13.09 | 0 | 19 | 0 | 94 | 2 |
| 5029 Troy 29 | 2367 | 707 | 29.87 | 1 | 69 | 0 | 195 | 11 |
| 5030 Troy 30 | 573 | 131 | 22.86 | 2 | 16 | 0 | 51 | 2 |
| 5031 Troy 31 | 775 | 224 | 28.90 | 2 | 22 | 0 | 77 | 2 |
| 5101 Walled Lake 1 | 2664 | 414 | 15.54 | 2 | 36 | 1 | 160 | 7 |
| 5102 Walled Lake 2 | 2695 | 492 | 18.26 | 2 | 36 | 0 | 222 | 13 |
| 5201 Wixom 1 | 2425 | 621 | 25.61 | 1 | 48 | 0 | 222 | 4 |
| 5202 Wixom 2 | 2012 | 581 | 28.88 | 2 | 42 | 2 | 207 | 2 |
| 5203 Wixom 3 | 3053 | 228 | 7.47 | 0 | 19 | 0 | 110 | 2 |
| 5204 Wixom 4 | 2343 | 519 | 22.15 | 0 | 65 | 1 | 181 | 3 |
| GRAND TOTALS | 926234 | 191855 | 20.71 | 450 | 18537 | 195 | 69413 | 3428 |

DISTRICT CANVASS

PRESIDENTIAL PRIMARY ELECTION
TUESDAY, MARCH 8, 2016
OAKLAND COUNTY, MICHIGAN
Democratic Party

PRINTED 03/16/16, 03:29 PM

PAGE 002.002.01

PRESIDENT OF THE UNITED STATES

| 520 PRECINCTS | R V E O G T I E S R T S E R E D | B C A A L S L T O T S | T P U E R R N C O E U N T T A G E | H C i l l i n a t r o y n | R R F o o u q c e u k n e y t e L a | M J O a . r M t a i l n l e y | B S e a r n d i e r s | U n c o m m i t t e d |
|--------------------|--|---|---|---|--|---|---|---|
| 0101 Addison 1 | 1712 | 142 | 8.29 | 49 | 0 | 0 | 89 | 2 |
| 0102 Addison 2 | 1741 | 191 | 10.97 | 83 | 0 | 1 | 95 | 12 |
| 0103 Addison 3 | 1253 | 104 | 8.30 | 36 | 0 | 0 | 65 | 3 |
| 0201 Bloomfield 1 | 927 | 155 | 16.72 | 106 | 0 | 1 | 46 | 2 |
| 0202 Bloomfield 2 | 697 | 127 | 18.22 | 85 | 0 | 1 | 40 | 1 |
| 0203 Bloomfield 3 | 1286 | 282 | 21.93 | 165 | 0 | 1 | 112 | 3 |
| 0204 Bloomfield 4 | 1230 | 232 | 18.86 | 109 | 1 | 0 | 119 | 2 |
| 0205 Bloomfield 5 | 993 | 156 | 15.71 | 90 | 0 | 2 | 61 | 2 |
| 0206 Bloomfield 6 | 1236 | 187 | 15.13 | 104 | 0 | 0 | 78 | 5 |
| 0207 Bloomfield 7 | 687 | 133 | 19.36 | 88 | 0 | 0 | 44 | 1 |
| 0208 Bloomfield 8 | 2151 | 215 | 10.00 | 146 | 0 | 0 | 67 | 1 |
| 0209 Bloomfield 9 | 1435 | 243 | 16.93 | 133 | 0 | 0 | 103 | 6 |
| 0210 Bloomfield 10 | 1545 | 340 | 22.01 | 200 | 1 | 2 | 128 | 8 |
| 0211 Bloomfield 11 | 1466 | 312 | 21.28 | 177 | 0 | 1 | 128 | 5 |
| 0212 Bloomfield 12 | 1382 | 249 | 18.02 | 120 | 0 | 0 | 124 | 5 |
| 0213 Bloomfield 13 | 1106 | 156 | 14.10 | 84 | 0 | 0 | 72 | 0 |
| 0214 Bloomfield 14 | 1289 | 178 | 13.81 | 93 | 0 | 0 | 83 | 2 |
| 0215 Bloomfield 15 | 751 | 120 | 15.98 | 92 | 0 | 0 | 26 | 2 |
| 0216 Bloomfield 16 | 1087 | 214 | 19.69 | 134 | 0 | 0 | 69 | 10 |
| 0217 Bloomfield 17 | 550 | 137 | 24.91 | 69 | 0 | 0 | 68 | 0 |
| 0218 Bloomfield 18 | 915 | 175 | 19.13 | 96 | 0 | 1 | 73 | 5 |
| 0219 Bloomfield 19 | 1194 | 190 | 15.91 | 124 | 0 | 1 | 63 | 2 |
| 0220 Bloomfield 20 | 1011 | 239 | 23.64 | 134 | 0 | 0 | 105 | 0 |
| 0221 Bloomfield 21 | 1071 | 201 | 18.77 | 127 | 1 | 0 | 67 | 5 |
| 0222 Bloomfield 22 | 1414 | 259 | 18.32 | 168 | 0 | 0 | 89 | 2 |
| 0223 Bloomfield 23 | 922 | 116 | 12.58 | 74 | 0 | 0 | 40 | 2 |
| 0224 Bloomfield 24 | 962 | 156 | 16.22 | 98 | 0 | 0 | 56 | 2 |
| 0225 Bloomfield 25 | 673 | 153 | 22.73 | 87 | 0 | 0 | 63 | 0 |
| 0226 Bloomfield 26 | 1009 | 146 | 14.47 | 83 | 0 | 0 | 62 | 1 |
| 0227 Bloomfield 27 | 715 | 206 | 28.81 | 117 | 0 | 0 | 89 | 0 |
| 0228 Bloomfield 28 | 633 | 73 | 11.53 | 41 | 0 | 0 | 32 | 0 |
| 0229 Bloomfield 29 | 934 | 130 | 13.92 | 67 | 0 | 0 | 60 | 3 |
| 0230 Bloomfield 30 | 1616 | 333 | 20.61 | 192 | 0 | 0 | 136 | 5 |
| 0231 Bloomfield 31 | 651 | 85 | 13.06 | 66 | 0 | 0 | 17 | 2 |
| 0232 Bloomfield 32 | 1087 | 243 | 22.36 | 152 | 0 | 0 | 89 | 2 |
| 0301 Brandon 1 | 2155 | 259 | 12.02 | 104 | 0 | 0 | 150 | 5 |
| 0302 Brandon 2 | 2169 | 258 | 11.89 | 85 | 0 | 0 | 165 | 8 |
| 0303 Brandon 3 | 2260 | 302 | 13.36 | 95 | 0 | 0 | 206 | 1 |
| 0304 Brandon 4 | 2563 | 357 | 13.93 | 117 | 0 | 0 | 235 | 3 |
| 0305 Brandon 5 | 1623 | 160 | 9.86 | 60 | 0 | 0 | 97 | 1 |
| 0306 Brandon 6 | 1097 | 166 | 15.13 | 51 | 1 | 1 | 110 | 3 |
| 0401 Commerce 1 | 1594 | 199 | 12.48 | 76 | 0 | 0 | 120 | 3 |
| 0402 Commerce 2 | 2185 | 284 | 13.00 | 87 | 0 | 1 | 191 | 5 |
| 0403 Commerce 3 | 2372 | 458 | 19.31 | 258 | 1 | 0 | 174 | 24 |
| 0404 Commerce 4 | 2305 | 345 | 14.97 | 123 | 0 | 0 | 216 | 6 |
| 0405 Commerce 5 | 2532 | 298 | 11.77 | 121 | 0 | 0 | 173 | 4 |

DISTRICT CANVASS

PRESIDENTIAL PRIMARY ELECTION
TUESDAY, MARCH 8, 2016
OAKLAND COUNTY, MICHIGAN
Democratic Party

PRINTED 03/16/16, 03:29 PM

PAGE 002.002.02

PRESIDENT OF THE UNITED STATES

| | R V E O G T I E S R T S E R E D | B C A A L S L T O T S | T P U E R R N C O E U N T T A G E | H C i l l i n a t r o y n | R R F o o u q c e u k n e y t e D e L a | M J O a . ' r M a l l e y | B S e a r n d i e r s | U n c o m m i t t e d |
|----------------------|--|---|---|---|--|---|---|---|
| 520 PRECINCTS | | | | | | | | |
| 0406 Commerce 6 | 1835 | 268 | 14.60 | 100 | 0 | 0 | 162 | 5 |
| 0407 Commerce 7 | 2195 | 225 | 10.25 | 102 | 0 | 0 | 118 | 4 |
| 0408 Commerce 8 | 2358 | 309 | 13.10 | 123 | 0 | 1 | 180 | 3 |
| 0409 Commerce 9 | 2377 | 274 | 11.53 | 121 | 0 | 2 | 144 | 7 |
| 0410 Commerce 10 | 2052 | 268 | 13.06 | 96 | 1 | 0 | 163 | 8 |
| 0411 Commerce 11 | 2611 | 316 | 12.10 | 158 | 0 | 0 | 155 | 3 |
| 0412 Commerce 12 | 1344 | 214 | 15.92 | 93 | 0 | 1 | 116 | 4 |
| 0413 Commerce 13 | 2224 | 307 | 13.80 | 135 | 0 | 0 | 164 | 6 |
| 0414 Commerce 14 | 1847 | 204 | 11.04 | 65 | 0 | 2 | 134 | 2 |
| 0415 Commerce 15 | 1787 | 231 | 12.93 | 95 | 0 | 0 | 130 | 6 |
| 0501 Groveland 1 | 1571 | 174 | 11.08 | 59 | 0 | 0 | 111 | 4 |
| 0502 Groveland 2 | 1401 | 167 | 11.92 | 64 | 0 | 2 | 100 | 1 |
| 0503 Groveland 3 | 1163 | 126 | 10.83 | 44 | 0 | 2 | 78 | 2 |
| 0601 Highland 1 | 2543 | 269 | 10.58 | 100 | 0 | 0 | 164 | 4 |
| 0602 Highland 2 | 2205 | 265 | 12.02 | 95 | 0 | 0 | 163 | 7 |
| 0603 Highland 3 | 1660 | 166 | 10.00 | 71 | 0 | 0 | 84 | 9 |
| 0604 Highland 4 | 2254 | 337 | 14.95 | 125 | 0 | 1 | 205 | 6 |
| 0605 Highland 5 | 1363 | 187 | 13.72 | 68 | 0 | 0 | 117 | 2 |
| 0606 Highland 6 | 1998 | 234 | 11.71 | 81 | 0 | 3 | 141 | 9 |
| 0607 Highland 7 | 1259 | 138 | 10.96 | 40 | 0 | 0 | 93 | 5 |
| 0608 Highland 8 | 1431 | 233 | 16.28 | 101 | 1 | 2 | 128 | 1 |
| 0701 Holly 1 | 2281 | 375 | 16.44 | 131 | 1 | 0 | 236 | 5 |
| 0702 Holly 2 | 2328 | 326 | 14.00 | 97 | 0 | 3 | 215 | 10 |
| 0703 Holly 3 | 2073 | 260 | 12.54 | 92 | 0 | 0 | 160 | 8 |
| 0704 Holly 4 | 2235 | 296 | 13.24 | 143 | 0 | 0 | 146 | 5 |
| 0801 Independence 1 | 2507 | 300 | 11.97 | 104 | 0 | 0 | 187 | 7 |
| 0802 Independence 2 | 1919 | 256 | 13.34 | 93 | 0 | 1 | 154 | 8 |
| 0803 Independence 3 | 2085 | 251 | 12.04 | 105 | 0 | 0 | 141 | 4 |
| 0804 Independence 4 | 1973 | 228 | 11.56 | 88 | 0 | 1 | 133 | 6 |
| 0805 Independence 5 | 2249 | 294 | 13.07 | 137 | 0 | 0 | 147 | 10 |
| 0806 Independence 6 | 2219 | 374 | 16.85 | 154 | 0 | 0 | 211 | 6 |
| 0807 Independence 7 | 2487 | 364 | 14.64 | 155 | 0 | 0 | 203 | 6 |
| 0808 Independence 8 | 1521 | 171 | 11.24 | 76 | 1 | 1 | 91 | 1 |
| 0809 Independence 9 | 2160 | 207 | 9.58 | 88 | 0 | 0 | 109 | 9 |
| 0810 Independence 10 | 2425 | 294 | 12.12 | 97 | 0 | 0 | 186 | 11 |
| 0811 Independence 11 | 2666 | 357 | 13.39 | 150 | 0 | 0 | 192 | 13 |
| 0812 Independence 12 | 1136 | 162 | 14.26 | 63 | 0 | 0 | 92 | 7 |
| 0813 Independence 13 | 1834 | 228 | 12.43 | 78 | 0 | 0 | 142 | 5 |
| 0901 Lyon 1 | 2101 | 265 | 12.61 | 107 | 0 | 1 | 153 | 4 |
| 0902 Lyon 2 | 2097 | 251 | 11.97 | 117 | 0 | 0 | 130 | 4 |
| 0903 Lyon 3 | 2031 | 215 | 10.59 | 82 | 0 | 0 | 128 | 4 |
| 0904 Lyon 4 | 1913 | 234 | 12.23 | 89 | 1 | 0 | 143 | 1 |
| 0905 Lyon 5 | 1855 | 236 | 12.72 | 91 | 0 | 2 | 134 | 9 |
| 0906 Lyon 6 | 2751 | 279 | 10.14 | 140 | 0 | 1 | 133 | 4 |
| 1001 Milford 1 | 1746 | 210 | 12.03 | 100 | 0 | 2 | 104 | 3 |
| 1002 Milford 2 | 1746 | 161 | 9.22 | 65 | 0 | 0 | 91 | 4 |

DISTRICT CANVASS

PRESIDENTIAL PRIMARY ELECTION
TUESDAY, MARCH 8, 2016
OAKLAND COUNTY, MICHIGAN
Democratic Party

PRINTED 03/16/16, 03:29 PM

PAGE 002.002.03

PRESIDENT OF THE UNITED STATES

| 520 PRECINCTS | R E G I S T E R E D | V O T E S | T P U E R R N C O E U N T T A G E | H C I l l i n a t r o y n | R R F o o u q c e u k n e y t e D e L a | M J O a r t i n e y | B S e a r n d i e r s | U n c o m m i t t e d |
|-----------------------|--|-----------------------|---|---|--|--|---|---|
| 1003 Milford 3 | 1760 | 216 | 12.27 | 94 | 0 | 0 | 115 | 7 |
| 1004 Milford 4 | 2763 | 327 | 11.83 | 120 | 0 | 1 | 202 | 4 |
| 1005 Milford 5 | 624 | 108 | 17.31 | 26 | 0 | 0 | 78 | 4 |
| 1006 Milford 6 | 1227 | 190 | 15.48 | 66 | 0 | 0 | 117 | 7 |
| 1007 Milford 7 | 1927 | 271 | 14.06 | 97 | 0 | 1 | 171 | 2 |
| 1008 Milford 8 | 1225 | 207 | 16.90 | 82 | 1 | 0 | 119 | 4 |
| 1101 Novi Twp 1 | 131 | 26 | 19.85 | 13 | 0 | 0 | 13 | 0 |
| 1201 Oakland 1 | 1750 | 217 | 12.40 | 99 | 0 | 0 | 115 | 3 |
| 1202 Oakland 2 | 1929 | 279 | 14.46 | 100 | 0 | 0 | 173 | 5 |
| 1203 Oakland 3 | 844 | 120 | 14.22 | 42 | 0 | 0 | 75 | 1 |
| 1204 Oakland 4 | 1552 | 169 | 10.89 | 83 | 0 | 0 | 83 | 3 |
| 1205 Oakland 5 | 1788 | 234 | 13.09 | 103 | 0 | 2 | 127 | 2 |
| 1206 Oakland 6 | 1871 | 200 | 10.69 | 74 | 0 | 0 | 123 | 3 |
| 1207 Oakland 7 | 2137 | 188 | 8.80 | 113 | 0 | 0 | 71 | 3 |
| 1208 Oakland 8 | 1353 | 182 | 13.45 | 96 | 0 | 0 | 84 | 2 |
| 1301 Orion 1 | 1849 | 253 | 13.68 | 50 | 0 | 0 | 198 | 4 |
| 1302 Orion 2 | 2194 | 325 | 14.81 | 119 | 1 | 0 | 195 | 8 |
| 1303 Orion 3 | 1837 | 235 | 12.79 | 94 | 0 | 1 | 135 | 5 |
| 1304 Orion 4 | 2056 | 241 | 11.72 | 84 | 1 | 1 | 149 | 6 |
| 1305 Orion 5 | 2084 | 289 | 13.87 | 100 | 0 | 0 | 180 | 9 |
| 1306 Orion 6 | 1700 | 219 | 12.88 | 100 | 0 | 0 | 116 | 2 |
| 1307 Orion 7 | 1822 | 342 | 18.77 | 147 | 0 | 0 | 189 | 6 |
| 1308 Orion 8 | 1484 | 164 | 11.05 | 72 | 0 | 3 | 84 | 4 |
| 1309 Orion 9 | 1928 | 277 | 14.37 | 119 | 0 | 0 | 152 | 6 |
| 1310 Orion 10 | 1602 | 236 | 14.73 | 84 | 1 | 2 | 145 | 4 |
| 1311 Orion 11 | 1325 | 202 | 15.25 | 86 | 0 | 0 | 111 | 5 |
| 1312 Orion 12 | 1905 | 284 | 14.91 | 102 | 0 | 1 | 175 | 6 |
| 1313 Orion 13 | 1847 | 268 | 14.51 | 95 | 0 | 0 | 166 | 6 |
| 1314 Orion 14 | 1148 | 175 | 15.24 | 80 | 0 | 0 | 91 | 4 |
| 1315 Orion 15 | 1462 | 176 | 12.04 | 82 | 0 | 0 | 88 | 6 |
| 1401 Oxford 1 | 2512 | 359 | 14.29 | 133 | 0 | 1 | 215 | 9 |
| 1402 Oxford 2 | 1847 | 179 | 9.69 | 72 | 0 | 0 | 106 | 1 |
| 1403 Oxford 3 | 2465 | 294 | 11.93 | 142 | 0 | 0 | 143 | 9 |
| 1404 Oxford 4 | 2291 | 258 | 11.26 | 103 | 0 | 2 | 144 | 9 |
| 1405 Oxford 5 | 1715 | 215 | 12.54 | 82 | 0 | 1 | 120 | 11 |
| 1406 Oxford 6 | 2125 | 226 | 10.64 | 84 | 0 | 0 | 135 | 7 |
| 1407 Oxford 7 | 2058 | 246 | 11.95 | 100 | 1 | 2 | 138 | 5 |
| 1501 Rose 1 | 1300 | 158 | 12.15 | 49 | 0 | 2 | 103 | 4 |
| 1502 Rose 2 | 1751 | 204 | 11.65 | 81 | 0 | 0 | 122 | 1 |
| 1503 Rose 3 | 1865 | 225 | 12.06 | 65 | 0 | 3 | 152 | 4 |
| 1601 Royal Oak Twp 1 | 1465 | 361 | 24.64 | 257 | 0 | 0 | 97 | 7 |
| 1602 Royal Oak Twp 2 | 1091 | 362 | 33.18 | 263 | 0 | 1 | 96 | 2 |
| 1701 Southfield Twp 1 | 877 | 198 | 22.58 | 94 | 0 | 0 | 103 | 0 |
| 1702 Southfield Twp 2 | 984 | 259 | 26.32 | 129 | 0 | 0 | 127 | 3 |
| 1703 Southfield Twp 3 | 776 | 187 | 24.10 | 96 | 0 | 0 | 91 | 0 |
| 1704 Southfield Twp 4 | 1220 | 235 | 19.26 | 134 | 0 | 0 | 95 | 5 |

DISTRICT CANVASS

PRESIDENTIAL PRIMARY ELECTION
TUESDAY, MARCH 8, 2016
OAKLAND COUNTY, MICHIGAN
Democratic Party

PRINTED 03/16/16, 03:29 PM

PAGE 002.002.04

PRESIDENT OF THE UNITED STATES

| | R V E O G T I E S R T S E R E D | B C A A L S L T O T S | T P U E R R N C O E U N T T A G E | H C i l l i l n a t r o y n | R R F o o u q c e u k n e y t e L a | M J O a . ' M r M t a i l n l e y s | B S e a r n d i e r s | U n c o m m i t t e d |
|------------------------|--|---|--|---|--|--|--------------------------------------|---|
| 520 PRECINCTS | | | | | | | | |
| 1705 Southfield Twp 5 | 1278 | 367 | 28.72 | 209 | 0 | 0 | 153 | 4 |
| 1706 Southfield Twp 6 | 1913 | 404 | 21.12 | 229 | 0 | 2 | 169 | 4 |
| 1707 Southfield Twp 7 | 1105 | 213 | 19.28 | 109 | 1 | 1 | 100 | 2 |
| 1708 Southfield Twp 8 | 1373 | 306 | 22.29 | 201 | 0 | 1 | 102 | 1 |
| 1709 Southfield Twp 9 | 1118 | 245 | 21.91 | 141 | 0 | 0 | 100 | 3 |
| 1710 Southfield Twp 10 | 888 | 215 | 24.21 | 141 | 0 | 0 | 69 | 4 |
| 1801 Springfield 1 | 1519 | 185 | 12.18 | 70 | 0 | 0 | 112 | 3 |
| 1802 Springfield 2 | 1598 | 221 | 13.83 | 84 | 0 | 0 | 131 | 6 |
| 1803 Springfield 3 | 2023 | 240 | 11.86 | 98 | 0 | 2 | 137 | 2 |
| 1804 Springfield 4 | 1454 | 212 | 14.58 | 98 | 0 | 3 | 105 | 6 |
| 1805 Springfield 5 | 1700 | 161 | 9.47 | 76 | 0 | 1 | 81 | 3 |
| 1806 Springfield 6 | 1652 | 240 | 14.53 | 83 | 0 | 0 | 152 | 4 |
| 1807 Springfield 7 | 863 | 106 | 12.28 | 40 | 0 | 0 | 65 | 1 |
| 1901 Waterford 1 | 1891 | 256 | 13.54 | 101 | 0 | 1 | 148 | 5 |
| 1902 Waterford 2 | 1941 | 343 | 17.67 | 144 | 0 | 0 | 185 | 14 |
| 1903 Waterford 3 | 1374 | 203 | 14.77 | 91 | 0 | 0 | 108 | 4 |
| 1904 Waterford 4 | 2078 | 319 | 15.35 | 136 | 0 | 1 | 176 | 4 |
| 1905 Waterford 5 | 1933 | 245 | 12.67 | 104 | 0 | 0 | 134 | 6 |
| 1906 Waterford 6 | 2326 | 361 | 15.52 | 149 | 0 | 2 | 202 | 8 |
| 1907 Waterford 7 | 1732 | 192 | 11.09 | 75 | 0 | 0 | 107 | 9 |
| 1908 Waterford 8 | 2100 | 270 | 12.86 | 108 | 0 | 0 | 148 | 12 |
| 1909 Waterford 9 | 1457 | 225 | 15.44 | 94 | 0 | 0 | 117 | 10 |
| 1910 Waterford 10 | 1791 | 254 | 14.18 | 126 | 0 | 1 | 119 | 8 |
| 1911 Waterford 11 | 1806 | 241 | 13.34 | 86 | 0 | 0 | 143 | 12 |
| 1912 Waterford 12 | 1891 | 308 | 16.29 | 132 | 0 | 1 | 166 | 6 |
| 1913 Waterford 13 | 1731 | 282 | 16.29 | 137 | 0 | 0 | 139 | 4 |
| 1914 Waterford 14 | 1424 | 216 | 15.17 | 96 | 0 | 0 | 114 | 5 |
| 1915 Waterford 15 | 1768 | 265 | 14.99 | 121 | 0 | 0 | 135 | 8 |
| 1916 Waterford 16 | 1809 | 253 | 13.99 | 99 | 0 | 0 | 147 | 6 |
| 1917 Waterford 17 | 2424 | 370 | 15.26 | 173 | 0 | 1 | 183 | 10 |
| 1918 Waterford 18 | 1667 | 277 | 16.62 | 91 | 0 | 2 | 173 | 11 |
| 1919 Waterford 19 | 1905 | 317 | 16.64 | 130 | 1 | 0 | 180 | 5 |
| 1920 Waterford 20 | 1844 | 323 | 17.52 | 124 | 0 | 1 | 188 | 8 |
| 1921 Waterford 21 | 1796 | 329 | 18.32 | 135 | 0 | 1 | 172 | 16 |
| 1922 Waterford 22 | 2195 | 341 | 15.54 | 139 | 0 | 0 | 192 | 8 |
| 1923 Waterford 23 | 2106 | 362 | 17.19 | 152 | 0 | 0 | 193 | 15 |
| 1924 Waterford 24 | 2278 | 357 | 15.67 | 150 | 0 | 1 | 194 | 8 |
| 1925 Waterford 25 | 2052 | 361 | 17.59 | 111 | 1 | 0 | 244 | 5 |
| 1926 Waterford 26 | 1923 | 255 | 13.26 | 106 | 0 | 0 | 142 | 5 |
| 1927 Waterford 27 | 1974 | 336 | 17.02 | 127 | 0 | 0 | 201 | 6 |
| 1928 Waterford 28 | 1773 | 262 | 14.78 | 113 | 0 | 1 | 145 | 3 |
| 1929 Waterford 29 | 1618 | 227 | 14.03 | 98 | 0 | 0 | 119 | 8 |
| 2001 W. Bloomfield 1 | 2213 | 487 | 22.01 | 316 | 0 | 1 | 159 | 11 |
| 2002 W. Bloomfield 2 | 2238 | 377 | 16.85 | 154 | 0 | 0 | 217 | 6 |
| 2003 W. Bloomfield 3 | 1016 | 238 | 23.43 | 113 | 0 | 1 | 116 | 7 |
| 2004 W. Bloomfield 4 | 2256 | 405 | 17.95 | 183 | 0 | 0 | 216 | 6 |

DISTRICT CANVASS

PRESIDENTIAL PRIMARY ELECTION
TUESDAY, MARCH 8, 2016
OAKLAND COUNTY, MICHIGAN
Democratic Party

PRINTED 03/16/16, 03:29 PM

PAGE 002.002.05

PRESIDENT OF THE UNITED STATES

| | R V E O G T I E S R T S E R E D | B C A A L S L T O T S | T P U E R R N C O E U N T T A G E | H C i l i n a t r o y n | R R F o o u q c e u k n e y t e D e L a | M J O a . ' r M t a l n l e y | B S e a r n d i e r s | U n c o m m i t t e d |
|-----------------------|--|---|---|--|--|---|---|---|
| 520 PRECINCTS | | | | | | | | |
| 2005 W. Bloomfield 5 | 2117 | 390 | 18.42 | 200 | 0 | 1 | 180 | 8 |
| 2006 W. Bloomfield 6 | 1777 | 361 | 20.32 | 237 | 0 | 0 | 118 | 6 |
| 2007 W. Bloomfield 7 | 1516 | 416 | 27.44 | 257 | 0 | 2 | 153 | 4 |
| 2008 W. Bloomfield 8 | 2302 | 403 | 17.51 | 185 | 1 | 2 | 212 | 3 |
| 2009 W. Bloomfield 9 | 1644 | 438 | 26.64 | 262 | 0 | 0 | 171 | 4 |
| 2010 W. Bloomfield 10 | 2410 | 494 | 20.50 | 277 | 0 | 1 | 211 | 3 |
| 2011 W. Bloomfield 11 | 2151 | 577 | 26.82 | 363 | 2 | 0 | 202 | 9 |
| 2012 W. Bloomfield 12 | 2307 | 669 | 29.00 | 452 | 0 | 0 | 189 | 21 |
| 2013 W. Bloomfield 13 | 1985 | 475 | 23.93 | 281 | 0 | 0 | 188 | 6 |
| 2014 W. Bloomfield 14 | 1735 | 261 | 15.04 | 112 | 0 | 1 | 144 | 2 |
| 2015 W. Bloomfield 15 | 2599 | 633 | 24.36 | 404 | 1 | 0 | 219 | 8 |
| 2016 W. Bloomfield 16 | 2276 | 451 | 19.82 | 264 | 0 | 0 | 175 | 8 |
| 2017 W. Bloomfield 17 | 2213 | 495 | 22.37 | 343 | 0 | 0 | 147 | 5 |
| 2018 W. Bloomfield 18 | 1746 | 332 | 19.01 | 199 | 0 | 1 | 121 | 11 |
| 2019 W. Bloomfield 19 | 1901 | 590 | 31.04 | 418 | 0 | 0 | 152 | 17 |
| 2020 W. Bloomfield 20 | 1378 | 349 | 25.33 | 213 | 0 | 0 | 131 | 5 |
| 2021 W. Bloomfield 21 | 1758 | 383 | 21.79 | 249 | 1 | 0 | 125 | 7 |
| 2022 W. Bloomfield 22 | 2345 | 533 | 22.73 | 344 | 0 | 1 | 167 | 19 |
| 2023 W. Bloomfield 23 | 2524 | 559 | 22.15 | 390 | 1 | 2 | 153 | 12 |
| 2024 W. Bloomfield 24 | 1739 | 338 | 19.44 | 221 | 1 | 1 | 112 | 0 |
| 2025 W. Bloomfield 25 | 2099 | 397 | 18.91 | 210 | 0 | 0 | 179 | 8 |
| 2101 White Lake 1 | 2185 | 291 | 13.32 | 141 | 0 | 1 | 140 | 8 |
| 2102 White Lake 2 | 2350 | 286 | 12.17 | 118 | 1 | 1 | 161 | 3 |
| 2103 White Lake 3 | 1342 | 146 | 10.88 | 64 | 0 | 0 | 78 | 4 |
| 2104 White Lake 4 | 979 | 137 | 13.99 | 45 | 0 | 0 | 90 | 2 |
| 2105 White Lake 5 | 2212 | 328 | 14.83 | 123 | 0 | 0 | 193 | 12 |
| 2106 White Lake 6 | 2694 | 351 | 13.03 | 147 | 0 | 2 | 194 | 8 |
| 2107 White Lake 7 | 1759 | 223 | 12.68 | 89 | 0 | 0 | 131 | 2 |
| 2108 White Lake 8 | 2551 | 295 | 11.56 | 106 | 0 | 0 | 180 | 9 |
| 2109 White Lake 9 | 2066 | 297 | 14.38 | 100 | 0 | 1 | 188 | 7 |
| 2110 White Lake 10 | 2240 | 214 | 9.55 | 73 | 0 | 2 | 137 | 2 |
| 2111 White Lake 11 | 2188 | 256 | 11.70 | 98 | 1 | 0 | 147 | 9 |
| 2112 White Lake 12 | 1302 | 192 | 14.75 | 100 | 0 | 0 | 82 | 8 |
| 2201 Auburn Hills 1 | 990 | 161 | 16.26 | 72 | 0 | 0 | 85 | 3 |
| 2202 Auburn Hills 2 | 1507 | 369 | 24.49 | 184 | 0 | 3 | 181 | 1 |
| 2203 Auburn Hills 3 | 1746 | 318 | 18.21 | 149 | 0 | 0 | 164 | 5 |
| 2204 Auburn Hills 4 | 1744 | 310 | 17.78 | 137 | 0 | 0 | 168 | 5 |
| 2205 Auburn Hills 5 | 1319 | 238 | 18.04 | 112 | 0 | 0 | 123 | 3 |
| 2206 Auburn Hills 6 | 1941 | 349 | 17.98 | 185 | 0 | 2 | 152 | 9 |
| 2207 Auburn Hills 7 | 1887 | 497 | 26.34 | 281 | 0 | 0 | 207 | 3 |
| 2208 Auburn Hills 8 | 1632 | 351 | 21.51 | 160 | 0 | 0 | 182 | 9 |
| 2209 Auburn Hills 9 | 1272 | 223 | 17.53 | 108 | 0 | 0 | 112 | 3 |
| 2301 Berkley 1 | 1880 | 478 | 25.43 | 184 | 1 | 0 | 288 | 4 |
| 2302 Berkley 2 | 1777 | 470 | 26.45 | 157 | 1 | 0 | 299 | 10 |
| 2303 Berkley 3 | 1787 | 427 | 23.89 | 154 | 0 | 1 | 262 | 10 |
| 2304 Berkley 4 | 1780 | 471 | 26.46 | 169 | 1 | 0 | 292 | 9 |

DISTRICT CANVASS

PRESIDENTIAL PRIMARY ELECTION
TUESDAY, MARCH 8, 2016
OAKLAND COUNTY, MICHIGAN
Democratic Party

PRINTED 03/16/16, 03:29 PM

PAGE 002.002.06

PRESIDENT OF THE UNITED STATES

| 520 PRECINCTS | R V E O G T I E S R T S E R E D | B C A A L S L T O T S | T P U E R R N C O E U N T T A G E | H C i l l i n a t r o y n | R R F o o u q c e u k n e y t e L a | M J O a . r M t a l n e y | B S e a r n d i e r s | U n c o m m i t t e d |
|--------------------------|--|---|---|---|--|---|---|---|
| 2305 Berkley 5 | 1541 | 426 | 27.64 | 129 | 0 | 0 | 293 | 4 |
| 2306 Berkley 6 | 1823 | 472 | 25.89 | 177 | 0 | 0 | 287 | 7 |
| 2307 Berkley 7 | 1768 | 435 | 24.60 | 169 | 0 | 1 | 261 | 4 |
| 2401 Birmingham 1 | 1935 | 294 | 15.19 | 181 | 0 | 0 | 110 | 3 |
| 2402 Birmingham 2 | 1940 | 361 | 18.61 | 204 | 0 | 0 | 146 | 10 |
| 2403 Birmingham 3 | 1726 | 352 | 20.39 | 172 | 0 | 0 | 180 | 0 |
| 2404 Birmingham 4 | 1971 | 320 | 16.24 | 204 | 0 | 0 | 110 | 6 |
| 2405 Birmingham 5 | 1855 | 378 | 20.38 | 232 | 0 | 0 | 142 | 2 |
| 2406 Birmingham 6 | 2125 | 343 | 16.14 | 229 | 0 | 0 | 111 | 3 |
| 2407 Birmingham 7 | 2205 | 360 | 16.33 | 203 | 0 | 0 | 155 | 2 |
| 2408 Birmingham 8 | 1754 | 330 | 18.81 | 185 | 0 | 1 | 140 | 4 |
| 2409 Birmingham 9 | 1465 | 256 | 17.47 | 126 | 1 | 1 | 126 | 1 |
| 2501 Bloomfield Hills 1 | 1921 | 235 | 12.23 | 142 | 0 | 0 | 90 | 2 |
| 2502 Bloomfield Hills 2 | 1533 | 207 | 13.50 | 134 | 0 | 0 | 73 | 0 |
| 2601 Clarkston 1 | 844 | 135 | 16.00 | 63 | 0 | 0 | 69 | 3 |
| 2701 Clawson 1 | 2437 | 570 | 23.39 | 216 | 0 | 2 | 342 | 9 |
| 2702 Clawson 2 | 1652 | 383 | 23.18 | 125 | 0 | 0 | 250 | 6 |
| 2703 Clawson 3 | 1589 | 333 | 20.96 | 101 | 1 | 1 | 225 | 5 |
| 2704 Clawson 4 | 1520 | 283 | 18.62 | 85 | 0 | 0 | 196 | 2 |
| 2705 Clawson 5 | 1923 | 411 | 21.37 | 145 | 0 | 0 | 253 | 9 |
| 2801 Farmington 1 | 1033 | 267 | 25.85 | 118 | 0 | 0 | 147 | 2 |
| 2802 Farmington 2 | 1452 | 335 | 23.07 | 168 | 0 | 0 | 160 | 7 |
| 2803 Farmington 3 | 1358 | 351 | 25.85 | 148 | 0 | 0 | 197 | 6 |
| 2804 Farmington 4 | 1258 | 313 | 24.88 | 156 | 1 | 0 | 150 | 5 |
| 2805 Farmington 5 | 1137 | 269 | 23.66 | 142 | 0 | 3 | 116 | 6 |
| 2806 Farmington 6 | 1309 | 304 | 23.22 | 160 | 0 | 0 | 143 | 1 |
| 2901 Farmington Hills 1 | 2089 | 589 | 28.20 | 368 | 0 | 0 | 210 | 10 |
| 2902 Farmington Hills 2 | 2354 | 667 | 28.33 | 418 | 0 | 1 | 233 | 15 |
| 2903 Farmington Hills 3 | 2424 | 667 | 27.52 | 395 | 0 | 0 | 262 | 10 |
| 2904 Farmington Hills 4 | 2337 | 622 | 26.62 | 397 | 0 | 0 | 204 | 21 |
| 2905 Farmington Hills 5 | 1933 | 379 | 19.61 | 220 | 0 | 1 | 148 | 10 |
| 2906 Farmington Hills 6 | 1364 | 302 | 22.14 | 179 | 0 | 0 | 115 | 8 |
| 2907 Farmington Hills 7 | 2165 | 433 | 20.00 | 278 | 0 | 2 | 145 | 8 |
| 2908 Farmington Hills 8 | 1964 | 422 | 21.49 | 249 | 0 | 0 | 162 | 11 |
| 2909 Farmington Hills 9 | 2579 | 586 | 22.72 | 308 | 0 | 1 | 267 | 10 |
| 2910 Farmington Hills 10 | 2820 | 664 | 23.55 | 361 | 0 | 2 | 296 | 4 |
| 2911 Farmington Hills 11 | 2612 | 624 | 23.89 | 379 | 0 | 0 | 228 | 14 |
| 2912 Farmington Hills 12 | 1956 | 567 | 28.99 | 361 | 0 | 0 | 204 | 1 |
| 2913 Farmington Hills 13 | 1886 | 462 | 24.50 | 257 | 0 | 2 | 195 | 8 |
| 2914 Farmington Hills 14 | 2226 | 493 | 22.15 | 233 | 0 | 2 | 247 | 11 |
| 2915 Farmington Hills 15 | 1190 | 270 | 22.69 | 164 | 0 | 1 | 102 | 3 |
| 2916 Farmington Hills 16 | 2662 | 616 | 23.14 | 358 | 0 | 4 | 249 | 4 |
| 2917 Farmington Hills 17 | 2480 | 570 | 22.98 | 332 | 0 | 0 | 234 | 3 |
| 2918 Farmington Hills 18 | 1533 | 364 | 23.74 | 173 | 0 | 0 | 186 | 5 |
| 2919 Farmington Hills 19 | 2093 | 610 | 29.14 | 367 | 1 | 1 | 236 | 4 |
| 2920 Farmington Hills 20 | 2715 | 725 | 26.70 | 377 | 0 | 1 | 338 | 9 |

DISTRICT CANVASS

PRESIDENTIAL PRIMARY ELECTION
TUESDAY, MARCH 8, 2016
OAKLAND COUNTY, MICHIGAN
Democratic Party

PRINTED 03/16/16, 03:29 PM

PAGE 002.002.07

PRESIDENT OF THE UNITED STATES

| | R V E O G T I E S R T S E R E D | B C A A L S L T O T S | T P U E R R N C O E U N T T A G E | H C i l l i n a t r o y n | R R F o o u q c e u k n e y t e D e L a | M J O a . ' r M a l e y | B S e a r n d i e r s | U n c o m m i t t e d |
|--------------------------|--|---|---|---|--|--|---|---|
| 520 PRECINCTS | | | | | | | | |
| 2921 Farmington Hills 21 | 2591 | 571 | 22.04 | 252 | 0 | 1 | 307 | 11 |
| 2922 Farmington Hills 22 | 1861 | 365 | 19.61 | 183 | 0 | 0 | 172 | 10 |
| 2923 Farmington Hills 23 | 1822 | 292 | 16.03 | 171 | 0 | 0 | 118 | 3 |
| 2924 Farmington Hills 24 | 2885 | 582 | 20.17 | 329 | 1 | 1 | 244 | 4 |
| 2925 Farmington Hills 25 | 2744 | 631 | 23.00 | 358 | 0 | 3 | 252 | 16 |
| 2926 Farmington Hills 26 | 2552 | 529 | 20.73 | 229 | 1 | 0 | 280 | 18 |
| 2927 Farmington Hills 27 | 2493 | 446 | 17.89 | 225 | 1 | 0 | 211 | 8 |
| 3002 Fenton 2 | 11 | 1 | 9.09 | 1 | 0 | 0 | 0 | 0 |
| 3101 Ferndale 1 | 2286 | 936 | 40.94 | 339 | 0 | 0 | 582 | 14 |
| 3102 Ferndale 2 | 1819 | 604 | 33.21 | 176 | 0 | 0 | 421 | 7 |
| 3103 Ferndale 3 | 1938 | 706 | 36.43 | 192 | 1 | 1 | 507 | 4 |
| 3104 Ferndale 4 | 1781 | 558 | 31.33 | 143 | 0 | 0 | 409 | 4 |
| 3105 Ferndale 5 | 1781 | 658 | 36.95 | 199 | 0 | 2 | 451 | 6 |
| 3106 Ferndale 6 | 1774 | 496 | 27.96 | 182 | 0 | 0 | 304 | 10 |
| 3107 Ferndale 7 | 1559 | 455 | 29.19 | 143 | 0 | 2 | 307 | 3 |
| 3108 Ferndale 8 | 1041 | 359 | 34.49 | 106 | 0 | 1 | 246 | 6 |
| 3109 Ferndale 9 | 1662 | 771 | 46.39 | 229 | 0 | 0 | 539 | 3 |
| 3201 Hazel Park 1 | 3178 | 554 | 17.43 | 170 | 0 | 1 | 380 | 3 |
| 3202 Hazel Park 2 | 1759 | 349 | 19.84 | 115 | 0 | 3 | 229 | 2 |
| 3203 Hazel Park 3 | 3048 | 436 | 14.30 | 144 | 0 | 1 | 287 | 3 |
| 3204 Hazel Park 4 | 1463 | 279 | 19.07 | 108 | 1 | 1 | 166 | 3 |
| 3205 Hazel Park 5 | 2870 | 467 | 16.27 | 179 | 0 | 1 | 280 | 7 |
| 3301 Huntington Woods 1 | 1192 | 455 | 38.17 | 277 | 0 | 0 | 173 | 3 |
| 3302 Huntington Woods 2 | 997 | 378 | 37.91 | 198 | 0 | 0 | 173 | 7 |
| 3303 Huntington Woods 3 | 1032 | 409 | 39.63 | 178 | 1 | 0 | 229 | 0 |
| 3304 Huntington Woods 4 | 982 | 421 | 42.87 | 215 | 0 | 1 | 193 | 10 |
| 3305 Huntington Woods 5 | 1011 | 399 | 39.47 | 196 | 0 | 1 | 199 | 3 |
| 3401 Keego Harbor 1 | 2007 | 332 | 16.54 | 128 | 0 | 1 | 198 | 5 |
| 3501 Lake Angelus 1 | 274 | 16 | 5.84 | 10 | 0 | 0 | 6 | 0 |
| 3601 Lathrup Village 1 | 1837 | 756 | 41.15 | 488 | 0 | 0 | 260 | 5 |
| 3602 Lathrup Village 2 | 1836 | 782 | 42.59 | 534 | 1 | 2 | 241 | 3 |
| 3701 Madison Heights 1 | 1783 | 304 | 17.05 | 111 | 0 | 0 | 185 | 6 |
| 3702 Madison Heights 2 | 1520 | 332 | 21.84 | 135 | 0 | 0 | 193 | 4 |
| 3703 Madison Heights 3 | 1729 | 277 | 16.02 | 108 | 0 | 0 | 161 | 7 |
| 3704 Madison Heights 4 | 1829 | 290 | 15.86 | 115 | 0 | 2 | 165 | 5 |
| 3705 Madison Heights 5 | 1476 | 273 | 18.50 | 116 | 2 | 0 | 151 | 1 |
| 3706 Madison Heights 6 | 386 | 96 | 24.87 | 78 | 0 | 1 | 16 | 1 |
| 3707 Madison Heights 7 | 2149 | 424 | 19.73 | 174 | 0 | 3 | 238 | 8 |
| 3708 Madison Heights 8 | 2609 | 512 | 19.62 | 206 | 0 | 3 | 289 | 13 |
| 3709 Madison Heights 9 | 2212 | 463 | 20.93 | 192 | 0 | 0 | 254 | 16 |
| 3710 Madison Heights 10 | 1793 | 338 | 18.85 | 140 | 1 | 1 | 181 | 15 |
| 3711 Madison Heights 11 | 2325 | 434 | 18.67 | 205 | 0 | 3 | 220 | 5 |
| 3802 Northville 2 | 2611 | 478 | 18.31 | 250 | 1 | 2 | 220 | 5 |
| 3901 Novi 1 | 1850 | 324 | 17.51 | 161 | 0 | 0 | 159 | 4 |
| 3902 Novi 2 | 2326 | 373 | 16.04 | 195 | 1 | 0 | 171 | 6 |
| 3903 Novi 3 | 1883 | 387 | 20.55 | 201 | 0 | 1 | 177 | 8 |

DISTRICT CANVASS

PRESIDENTIAL PRIMARY ELECTION
TUESDAY, MARCH 8, 2016
OAKLAND COUNTY, MICHIGAN
Democratic Party

PRINTED 03/16/16, 03:29 PM

PAGE 002.002.08

| 520 PRECINCTS | | | | PRESIDENT OF THE UNITED STATES | | | | U n c o m m i t t e d |
|-----------------------|--|---|---|--|--|---|---|---|
| | R V E O G T I E S R T S E R E D | B C A A L S L T O T S | T P U E R R N C O E U N T T A G E | H C i l l i n a t r o n y n | R R F o o u q c e u k n e y t e D e L a | M J O a . r t i n e y | B S e a r n d i e r s | |
| 3904 Novi 4 | 1887 | 377 | 19.98 | 203 | 0 | 0 | 164 | 8 |
| 3905 Novi 5 | 1533 | 289 | 18.85 | 139 | 0 | 0 | 147 | 3 |
| 3906 Novi 6 | 1860 | 334 | 17.96 | 171 | 0 | 1 | 152 | 10 |
| 3907 Novi 7 | 1653 | 285 | 17.24 | 147 | 0 | 0 | 132 | 6 |
| 3908 Novi 8 | 1617 | 280 | 17.32 | 170 | 0 | 0 | 101 | 8 |
| 3909 Novi 9 | 2411 | 470 | 19.49 | 281 | 0 | 0 | 179 | 9 |
| 3910 Novi 10 | 1039 | 211 | 20.31 | 154 | 1 | 2 | 46 | 8 |
| 3911 Novi 11 | 1699 | 270 | 15.89 | 119 | 0 | 0 | 147 | 4 |
| 3912 Novi 12 | 2728 | 513 | 18.80 | 206 | 0 | 1 | 302 | 4 |
| 3913 Novi 13 | 1273 | 193 | 15.16 | 109 | 0 | 0 | 83 | 0 |
| 3914 Novi 14 | 1396 | 224 | 16.05 | 107 | 0 | 0 | 114 | 3 |
| 3915 Novi 15 | 1795 | 274 | 15.26 | 132 | 0 | 0 | 141 | 1 |
| 3916 Novi 16 | 2356 | 311 | 13.20 | 134 | 0 | 0 | 176 | 1 |
| 3917 Novi 17 | 2179 | 280 | 12.85 | 146 | 1 | 0 | 131 | 2 |
| 3918 Novi 18 | 2156 | 316 | 14.66 | 143 | 0 | 0 | 164 | 9 |
| 3919 Novi 19 | 1294 | 127 | 9.81 | 69 | 0 | 1 | 56 | 1 |
| 3920 Novi 20 | 1325 | 171 | 12.91 | 67 | 0 | 0 | 100 | 4 |
| 3921 Novi 21 | 1346 | 146 | 10.85 | 90 | 0 | 0 | 55 | 0 |
| 3922 Novi 22 | 1290 | 217 | 16.82 | 106 | 1 | 2 | 108 | 0 |
| 4001 Oak Park 1 | 993 | 199 | 20.04 | 125 | 0 | 1 | 71 | 2 |
| 4002 Oak Park 2 | 1580 | 345 | 21.84 | 157 | 0 | 1 | 184 | 3 |
| 4003 Oak Park 3 | 1686 | 402 | 23.84 | 181 | 0 | 0 | 217 | 3 |
| 4004 Oak Park 4 | 1360 | 205 | 15.07 | 140 | 1 | 0 | 63 | 1 |
| 4005 Oak Park 5 | 1048 | 336 | 32.06 | 204 | 0 | 1 | 130 | 0 |
| 4006 Oak Park 6 | 1514 | 498 | 32.89 | 353 | 0 | 1 | 138 | 4 |
| 4007 Oak Park 7 | 1512 | 502 | 33.20 | 347 | 0 | 0 | 151 | 2 |
| 4008 Oak Park 8 | 1580 | 593 | 37.53 | 434 | 0 | 0 | 157 | 0 |
| 4009 Oak Park 9 | 1581 | 561 | 35.48 | 408 | 0 | 1 | 149 | 3 |
| 4010 Oak Park 10 | 1743 | 672 | 38.55 | 505 | 2 | 1 | 154 | 6 |
| 4011 Oak Park 11 | 1405 | 350 | 24.91 | 211 | 0 | 0 | 135 | 2 |
| 4012 Oak Park 12 | 1749 | 674 | 38.54 | 470 | 1 | 0 | 199 | 4 |
| 4013 Oak Park 13 | 1652 | 620 | 37.53 | 419 | 0 | 0 | 194 | 7 |
| 4014 Oak Park 14 | 1282 | 472 | 36.82 | 203 | 1 | 1 | 261 | 6 |
| 4015 Oak Park 15 | 1291 | 456 | 35.32 | 239 | 1 | 0 | 208 | 6 |
| 4016 Oak Park 16 | 1422 | 437 | 30.73 | 151 | 0 | 0 | 279 | 7 |
| 4101 Orchard Lake 1 | 1890 | 242 | 12.80 | 143 | 0 | 0 | 96 | 3 |
| 4201 Pleasant Ridge 1 | 1194 | 415 | 34.76 | 197 | 0 | 0 | 216 | 2 |
| 4202 Pleasant Ridge 2 | 1145 | 433 | 37.82 | 193 | 0 | 0 | 234 | 4 |
| 4301 Pontiac 1 | 2728 | 785 | 28.78 | 611 | 0 | 0 | 166 | 3 |
| 4302 Pontiac 2 | 2428 | 383 | 15.77 | 256 | 0 | 0 | 116 | 6 |
| 4303 Pontiac 3 | 2162 | 684 | 31.64 | 484 | 0 | 2 | 187 | 5 |
| 4304 Pontiac 4 | 1696 | 361 | 21.29 | 191 | 0 | 0 | 161 | 8 |
| 4305 Pontiac 5 | 1838 | 450 | 24.48 | 281 | 1 | 0 | 160 | 3 |
| 4306 Pontiac 6 | 2030 | 507 | 24.98 | 305 | 1 | 3 | 190 | 6 |
| 4307 Pontiac 7 | 1225 | 145 | 11.84 | 103 | 0 | 0 | 39 | 1 |
| 4308 Pontiac 8 | 2581 | 335 | 12.98 | 186 | 1 | 0 | 142 | 3 |

DISTRICT CANVASS

PRESIDENTIAL PRIMARY ELECTION
TUESDAY, MARCH 8, 2016
OAKLAND COUNTY, MICHIGAN
Democratic Party

PRINTED 03/16/16, 03:29 PM

PAGE 002.002.09

PRESIDENT OF THE UNITED STATES

| 520 PRECINCTS | R V E O G T I E S R T S E R E D | B C A A L S L T O T S | T P U E R R N C O E U N T T A G E | H C i l l i n a t r o y n | R R F o o u q c e u k n e y t e L a | M J O a . ' r M a l e y | B S e a r n d i e r s | U n c o m m i t t e d |
|-------------------------|--|---|---|---|--|--|---|---|
| 4309 Pontiac 9 | 1707 | 245 | 14.35 | 167 | 0 | 0 | 73 | 3 |
| 4310 Pontiac 10 | 553 | 78 | 14.10 | 44 | 1 | 0 | 32 | 1 |
| 4311 Pontiac 11 | 2894 | 519 | 17.93 | 274 | 0 | 3 | 230 | 8 |
| 4312 Pontiac 12 | 2373 | 368 | 15.51 | 214 | 0 | 1 | 141 | 4 |
| 4313 Pontiac 13 | 1944 | 432 | 22.22 | 266 | 0 | 0 | 160 | 3 |
| 4314 Pontiac 14 | 1760 | 321 | 18.24 | 185 | 1 | 1 | 128 | 4 |
| 4315 Pontiac 15 | 2386 | 696 | 29.17 | 509 | 0 | 0 | 176 | 2 |
| 4316 Pontiac 16 | 2373 | 634 | 26.72 | 448 | 0 | 1 | 167 | 8 |
| 4317 Pontiac 17 | 2211 | 344 | 15.56 | 220 | 1 | 0 | 120 | 2 |
| 4318 Pontiac 18 | 1806 | 199 | 11.02 | 136 | 1 | 0 | 57 | 4 |
| 4319 Pontiac 19 | 2647 | 535 | 20.21 | 395 | 5 | 2 | 127 | 1 |
| 4320 Pontiac 20 | 2123 | 619 | 29.16 | 473 | 0 | 0 | 135 | 6 |
| 4321 Pontiac 21 | 2778 | 635 | 22.86 | 463 | 0 | 1 | 155 | 9 |
| 4401 Rochester 1 | 1891 | 338 | 17.87 | 136 | 0 | 2 | 197 | 3 |
| 4402 Rochester 2 | 2589 | 394 | 15.22 | 151 | 0 | 1 | 235 | 6 |
| 4403 Rochester 3 | 1506 | 243 | 16.14 | 85 | 0 | 0 | 154 | 4 |
| 4404 Rochester 4 | 1148 | 155 | 13.50 | 90 | 0 | 0 | 63 | 2 |
| 4405 Rochester 5 | 2971 | 305 | 10.27 | 162 | 0 | 0 | 138 | 5 |
| 4501 Rochester Hills 1 | 1947 | 380 | 19.52 | 185 | 0 | 0 | 188 | 7 |
| 4502 Rochester Hills 2 | 1044 | 192 | 18.39 | 84 | 0 | 0 | 103 | 5 |
| 4503 Rochester Hills 3 | 1346 | 217 | 16.12 | 69 | 0 | 1 | 141 | 6 |
| 4504 Rochester Hills 4 | 1266 | 223 | 17.61 | 96 | 0 | 0 | 117 | 8 |
| 4505 Rochester Hills 5 | 1905 | 274 | 14.38 | 116 | 0 | 1 | 152 | 5 |
| 4506 Rochester Hills 6 | 2136 | 382 | 17.88 | 205 | 0 | 0 | 167 | 9 |
| 4507 Rochester Hills 7 | 1015 | 185 | 18.23 | 83 | 0 | 0 | 97 | 5 |
| 4508 Rochester Hills 8 | 951 | 132 | 13.88 | 57 | 0 | 0 | 72 | 3 |
| 4509 Rochester Hills 9 | 2240 | 408 | 18.21 | 192 | 0 | 1 | 206 | 8 |
| 4510 Rochester Hills 10 | 1434 | 237 | 16.53 | 117 | 0 | 0 | 118 | 1 |
| 4511 Rochester Hills 11 | 1551 | 249 | 16.05 | 98 | 1 | 3 | 137 | 10 |
| 4512 Rochester Hills 12 | 1955 | 303 | 15.50 | 136 | 2 | 0 | 157 | 8 |
| 4513 Rochester Hills 13 | 1365 | 189 | 13.85 | 89 | 0 | 1 | 97 | 2 |
| 4514 Rochester Hills 14 | 2161 | 292 | 13.51 | 169 | 0 | 0 | 121 | 2 |
| 4515 Rochester Hills 15 | 1633 | 209 | 12.80 | 82 | 0 | 1 | 121 | 5 |
| 4516 Rochester Hills 16 | 2175 | 330 | 15.17 | 144 | 1 | 0 | 176 | 9 |
| 4517 Rochester Hills 17 | 2222 | 406 | 18.27 | 214 | 2 | 0 | 182 | 8 |
| 4518 Rochester Hills 18 | 1385 | 195 | 14.08 | 93 | 0 | 0 | 91 | 11 |
| 4519 Rochester Hills 19 | 1270 | 196 | 15.43 | 100 | 0 | 1 | 92 | 2 |
| 4520 Rochester Hills 20 | 1083 | 224 | 20.68 | 114 | 0 | 0 | 108 | 2 |
| 4521 Rochester Hills 21 | 1643 | 178 | 10.83 | 89 | 0 | 1 | 86 | 2 |
| 4522 Rochester Hills 22 | 1290 | 248 | 19.22 | 120 | 0 | 1 | 121 | 6 |
| 4523 Rochester Hills 23 | 1270 | 196 | 15.43 | 103 | 0 | 0 | 86 | 4 |
| 4524 Rochester Hills 24 | 1602 | 298 | 18.60 | 155 | 0 | 0 | 132 | 11 |
| 4525 Rochester Hills 25 | 2099 | 258 | 12.29 | 128 | 1 | 0 | 120 | 9 |
| 4526 Rochester Hills 26 | 2421 | 292 | 12.06 | 160 | 0 | 0 | 127 | 5 |
| 4527 Rochester Hills 27 | 1495 | 261 | 17.46 | 151 | 0 | 0 | 109 | 1 |
| 4528 Rochester Hills 28 | 1890 | 381 | 20.16 | 187 | 0 | 1 | 188 | 5 |

DISTRICT CANVASS

PRESIDENTIAL PRIMARY ELECTION
TUESDAY, MARCH 8, 2016
OAKLAND COUNTY, MICHIGAN
Democratic Party

PRINTED 03/16/16, 03:29 PM

PAGE 002.002.10

PRESIDENT OF THE UNITED STATES

| | R V E O G T I E S R T S E R E D | B C A A L S L T O T S | T P U E R R N C O E U N T T A G E | H C i l l i n a t r o y n | R R F o o u q c e u k n e y t e L a | M J O a . ' r M t a l n e y | B S e a r n d i e r s | U n c o m m i t t e d |
|-------------------------|--|---|---|---|--|--|---|---|
| 520 PRECINCTS | | | | | | | | |
| 4529 Rochester Hills 29 | 1025 | 137 | 13.37 | 78 | 0 | 0 | 59 | 0 |
| 4530 Rochester Hills 30 | 2067 | 387 | 18.72 | 167 | 1 | 0 | 214 | 5 |
| 4531 Rochester Hills 31 | 1267 | 146 | 11.52 | 88 | 0 | 1 | 55 | 2 |
| 4532 Rochester Hills 32 | 1636 | 281 | 17.18 | 140 | 0 | 1 | 131 | 9 |
| 4601 Royal Oak 1 | 2119 | 504 | 23.78 | 225 | 1 | 0 | 276 | 2 |
| 4602 Royal Oak 2 | 2272 | 510 | 22.45 | 143 | 0 | 1 | 351 | 13 |
| 4603 Royal Oak 3 | 1529 | 346 | 22.63 | 123 | 0 | 1 | 218 | 4 |
| 4604 Royal Oak 4 | 1693 | 427 | 25.22 | 147 | 0 | 0 | 276 | 3 |
| 4605 Royal Oak 5 | 1459 | 360 | 24.67 | 159 | 0 | 0 | 198 | 2 |
| 4606 Royal Oak 6 | 2812 | 727 | 25.85 | 286 | 0 | 1 | 430 | 6 |
| 4607 Royal Oak 7 | 1877 | 433 | 23.07 | 180 | 0 | 1 | 245 | 6 |
| 4608 Royal Oak 8 | 2363 | 532 | 22.51 | 219 | 0 | 1 | 303 | 8 |
| 4609 Royal Oak 9 | 2767 | 702 | 25.37 | 257 | 1 | 4 | 430 | 10 |
| 4610 Royal Oak 10 | 1987 | 456 | 22.95 | 162 | 0 | 0 | 286 | 6 |
| 4611 Royal Oak 11 | 1719 | 410 | 23.85 | 140 | 0 | 0 | 260 | 10 |
| 4612 Royal Oak 12 | 1898 | 369 | 19.44 | 131 | 0 | 0 | 234 | 3 |
| 4613 Royal Oak 13 | 2064 | 498 | 24.13 | 212 | 0 | 0 | 280 | 6 |
| 4614 Royal Oak 14 | 1621 | 360 | 22.21 | 166 | 1 | 0 | 190 | 2 |
| 4615 Royal Oak 15 | 1581 | 340 | 21.51 | 126 | 2 | 0 | 208 | 3 |
| 4616 Royal Oak 16 | 2723 | 610 | 22.40 | 290 | 1 | 2 | 309 | 8 |
| 4617 Royal Oak 17 | 1907 | 447 | 23.44 | 162 | 0 | 1 | 278 | 6 |
| 4618 Royal Oak 18 | 1931 | 457 | 23.67 | 164 | 0 | 0 | 286 | 7 |
| 4619 Royal Oak 19 | 2630 | 639 | 24.30 | 207 | 0 | 0 | 419 | 13 |
| 4620 Royal Oak 20 | 2099 | 471 | 22.44 | 194 | 0 | 2 | 266 | 8 |
| 4621 Royal Oak 21 | 2143 | 510 | 23.80 | 243 | 1 | 1 | 251 | 11 |
| 4622 Royal Oak 22 | 2218 | 490 | 22.09 | 236 | 0 | 2 | 247 | 4 |
| 4623 Royal Oak 23 | 1732 | 395 | 22.81 | 167 | 0 | 0 | 226 | 2 |
| 4624 Royal Oak 24 | 1086 | 255 | 23.48 | 100 | 0 | 0 | 147 | 7 |
| 4701 South Lyon 1 | 2923 | 443 | 15.16 | 233 | 1 | 0 | 193 | 15 |
| 4702 South Lyon 2 | 2120 | 302 | 14.25 | 109 | 1 | 0 | 186 | 4 |
| 4703 South Lyon 3 | 2064 | 272 | 13.18 | 119 | 0 | 0 | 139 | 12 |
| 4704 South Lyon 4 | 1518 | 188 | 12.38 | 60 | 0 | 1 | 126 | 1 |
| 4801 Southfield 1 | 1643 | 661 | 40.23 | 490 | 0 | 2 | 161 | 8 |
| 4802 Southfield 2 | 1950 | 688 | 35.28 | 411 | 1 | 0 | 272 | 4 |
| 4803 Southfield 3 | 1586 | 554 | 34.93 | 342 | 0 | 0 | 206 | 5 |
| 4804 Southfield 4 | 1879 | 661 | 35.18 | 447 | 0 | 1 | 203 | 10 |
| 4805 Southfield 5 | 1074 | 370 | 34.45 | 194 | 0 | 0 | 172 | 4 |
| 4806 Southfield 6 | 1490 | 574 | 38.52 | 391 | 0 | 0 | 175 | 6 |
| 4807 Southfield 7 | 1659 | 684 | 41.23 | 482 | 1 | 0 | 198 | 3 |
| 4808 Southfield 8 | 1372 | 522 | 38.05 | 364 | 1 | 0 | 152 | 5 |
| 4809 Southfield 9 | 1754 | 473 | 26.97 | 260 | 1 | 0 | 209 | 2 |
| 4810 Southfield 10 | 1687 | 607 | 35.98 | 430 | 0 | 0 | 173 | 4 |
| 4811 Southfield 11 | 1849 | 672 | 36.34 | 479 | 0 | 0 | 183 | 9 |
| 4812 Southfield 12 | 1521 | 642 | 42.21 | 464 | 0 | 1 | 170 | 7 |
| 4813 Southfield 13 | 1632 | 577 | 35.36 | 443 | 0 | 1 | 126 | 6 |
| 4814 Southfield 14 | 1429 | 333 | 23.30 | 236 | 0 | 0 | 93 | 2 |

DISTRICT CANVASS

PRESIDENTIAL PRIMARY ELECTION
TUESDAY, MARCH 8, 2016
OAKLAND COUNTY, MICHIGAN
Democratic Party

PRINTED 03/16/16, 03:29 PM

PAGE 002.002.11

PRESIDENT OF THE UNITED STATES

| 520 PRECINCTS | R V E O G T I E S R T S E R E D | B C A A L S L T O T S | T P U E R R N C O E U N T T A G E | H C i l l i n a t r o y n | R R F o o u q c e u k n e y t e D e L a | M J O a . ' r M a l e y | B S e a r n d i e r s | U n c o m m i t t e d |
|--------------------|--|---|---|---|--|--|---|---|
| 4815 Southfield 15 | 1284 | 475 | 36.99 | 322 | 1 | 0 | 147 | 5 |
| 4816 Southfield 16 | 1520 | 658 | 43.29 | 479 | 1 | 0 | 170 | 7 |
| 4817 Southfield 17 | 1665 | 634 | 38.08 | 454 | 0 | 0 | 175 | 4 |
| 4818 Southfield 18 | 1938 | 665 | 34.31 | 459 | 0 | 0 | 202 | 3 |
| 4819 Southfield 19 | 1356 | 454 | 33.48 | 318 | 0 | 1 | 134 | 1 |
| 4820 Southfield 20 | 1777 | 759 | 42.71 | 547 | 0 | 0 | 200 | 11 |
| 4821 Southfield 21 | 1867 | 843 | 45.15 | 627 | 1 | 0 | 203 | 9 |
| 4822 Southfield 22 | 2156 | 856 | 39.70 | 667 | 1 | 1 | 174 | 9 |
| 4823 Southfield 23 | 2008 | 720 | 35.86 | 504 | 1 | 0 | 204 | 11 |
| 4824 Southfield 24 | 1746 | 590 | 33.79 | 391 | 0 | 0 | 192 | 6 |
| 4825 Southfield 25 | 1488 | 600 | 40.32 | 462 | 0 | 1 | 125 | 11 |
| 4826 Southfield 26 | 1660 | 638 | 38.43 | 483 | 0 | 1 | 145 | 7 |
| 4827 Southfield 27 | 1483 | 525 | 35.40 | 371 | 0 | 0 | 148 | 5 |
| 4828 Southfield 28 | 1636 | 445 | 27.20 | 286 | 0 | 0 | 150 | 8 |
| 4829 Southfield 29 | 2128 | 811 | 38.11 | 555 | 0 | 0 | 249 | 5 |
| 4830 Southfield 30 | 1970 | 741 | 37.61 | 521 | 0 | 0 | 203 | 16 |
| 4831 Southfield 31 | 1935 | 661 | 34.16 | 470 | 0 | 3 | 183 | 2 |
| 4832 Southfield 32 | 1419 | 512 | 36.08 | 356 | 0 | 0 | 144 | 12 |
| 4833 Southfield 33 | 1988 | 784 | 39.44 | 561 | 1 | 1 | 219 | 1 |
| 4834 Southfield 34 | 1402 | 412 | 29.39 | 246 | 1 | 0 | 157 | 6 |
| 4835 Southfield 35 | 1463 | 431 | 29.46 | 286 | 0 | 0 | 139 | 6 |
| 4836 Southfield 36 | 1435 | 396 | 27.60 | 250 | 0 | 0 | 146 | 0 |
| 4901 Sylvan Lake 1 | 1413 | 328 | 23.21 | 152 | 0 | 2 | 168 | 6 |
| 5001 Troy 1 | 1255 | 169 | 13.47 | 84 | 0 | 0 | 81 | 3 |
| 5002 Troy 2 | 2234 | 351 | 15.71 | 173 | 0 | 0 | 170 | 8 |
| 5003 Troy 3 | 1928 | 258 | 13.38 | 113 | 0 | 0 | 141 | 4 |
| 5004 Troy 4 | 2726 | 399 | 14.64 | 205 | 1 | 2 | 188 | 3 |
| 5005 Troy 5 | 1476 | 194 | 13.14 | 93 | 0 | 0 | 100 | 1 |
| 5006 Troy 6 | 495 | 80 | 16.16 | 44 | 0 | 0 | 36 | 0 |
| 5007 Troy 7 | 1630 | 210 | 12.88 | 118 | 0 | 0 | 88 | 3 |
| 5008 Troy 8 | 1878 | 368 | 19.60 | 186 | 0 | 0 | 178 | 3 |
| 5009 Troy 9 | 2202 | 368 | 16.71 | 163 | 1 | 1 | 199 | 4 |
| 5010 Troy 10 | 1926 | 320 | 16.61 | 165 | 0 | 1 | 148 | 5 |
| 5011 Troy 11 | 1836 | 310 | 16.88 | 164 | 0 | 1 | 142 | 3 |
| 5012 Troy 12 | 1393 | 216 | 15.51 | 92 | 0 | 0 | 118 | 6 |
| 5013 Troy 13 | 2709 | 511 | 18.86 | 249 | 0 | 0 | 254 | 7 |
| 5014 Troy 14 | 1972 | 304 | 15.42 | 138 | 0 | 0 | 163 | 3 |
| 5015 Troy 15 | 1868 | 322 | 17.24 | 150 | 0 | 0 | 161 | 10 |
| 5016 Troy 16 | 1536 | 264 | 17.19 | 132 | 0 | 0 | 125 | 7 |
| 5017 Troy 17 | 2156 | 293 | 13.59 | 175 | 1 | 0 | 115 | 1 |
| 5018 Troy 18 | 1561 | 215 | 13.77 | 102 | 0 | 0 | 109 | 3 |
| 5019 Troy 19 | 1482 | 258 | 17.41 | 145 | 0 | 0 | 104 | 9 |
| 5020 Troy 20 | 2128 | 349 | 16.40 | 190 | 0 | 0 | 157 | 1 |
| 5021 Troy 21 | 1497 | 243 | 16.23 | 109 | 0 | 0 | 125 | 8 |
| 5022 Troy 22 | 2552 | 465 | 18.22 | 203 | 0 | 0 | 251 | 11 |
| 5023 Troy 23 | 2507 | 401 | 16.00 | 193 | 0 | 0 | 196 | 12 |

DISTRICT CANVASS

PRESIDENTIAL PRIMARY ELECTION
TUESDAY, MARCH 8, 2016
OAKLAND COUNTY, MICHIGAN
Democratic Party

PRINTED 03/16/16. 03:29 PM

PAGE 002.002.12

| | | | | PRESIDENT OF THE UNITED STATES | | | | U n c o m m i t t e d |
|--------------------|--|---|---|---|--|--|---|---|
| | R V E O G T I E S R T S E R E D | B C A A L S L T O T S | T P U E R R N C O E U N T T A G E | H C i l l i n a t r o y n | R R F o o u q c e u k n e y t e L a | M J O a . r M t i n e y | B S e a r n d i e r s | |
| 5204 Troy 24 | 2207 | 339 | 15.36 | 174 | 1 | 2 | 157 | 5 |
| 5025 Troy 25 | 2509 | 373 | 14.87 | 202 | 0 | 0 | 155 | 12 |
| 5026 Troy 26 | 2309 | 343 | 14.85 | 131 | 0 | 1 | 204 | 7 |
| 5027 Troy 27 | 1809 | 331 | 18.30 | 157 | 0 | 0 | 167 | 7 |
| 5028 Troy 28 | 1871 | 317 | 16.94 | 163 | 0 | 2 | 149 | 3 |
| 5029 Troy 29 | 2367 | 397 | 16.77 | 184 | 0 | 0 | 209 | 3 |
| 5030 Troy 30 | 573 | 99 | 17.28 | 33 | 0 | 0 | 65 | 1 |
| 5031 Troy 31 | 775 | 89 | 11.48 | 42 | 0 | 0 | 46 | 1 |
| 5101 Walled Lake 1 | 2664 | 440 | 16.52 | 197 | 0 | 0 | 236 | 6 |
| 5102 Walled Lake 2 | 2695 | 398 | 14.77 | 186 | 0 | 0 | 208 | 4 |
| 5201 Wixom 1 | 2425 | 298 | 12.29 | 127 | 0 | 0 | 168 | 3 |
| 5202 Wixom 2 | 2012 | 254 | 12.62 | 94 | 0 | 1 | 154 | 5 |
| 5203 Wixom 3 | 3053 | 455 | 14.90 | 228 | 0 | 0 | 220 | 6 |
| 5204 Wixom 4 | 2343 | 370 | 15.79 | 167 | 0 | 0 | 201 | 2 |
| GRAND TOTALS | 926234 | 180079 | 19.44 | 92300 | 99 | 270 | 84163 | 2824 |

CONGRESSIONAL DISTRICT 8

PRESIDENTIAL PRIMARY ELECTION
TUESDAY, MARCH 8, 2016
OAKLAND COUNTY, MICHIGAN
STATISTICS

RUN DATE:03/16/16 03:34 PM

```

      B C R   B C D
      A A E   A A E
      L S P   L S M
      L T U   L T O
      O B   O C
      T L T R   B C N
      S I S A   A A O
      C   T   L S N
      A   I   L T P
      I E A   B C T   N   C   O A   V T T
      S R L   A A O   T R   O U O
      T S   L S T   P   P S   T T R T
      E   L T A   A   A   I E N A
      R   O L   R   R   S R O L
      E   T   T   T   A   U
      D   S   Y   Y   N   T
      .....
0101 Addison 1      1712      765      623      142      0 44.68
0102 Addison 2      1741      784      593      191      0 45.03
0103 Addison 3      1253      408      304      104      0 32.56
0301 Brandon 1      2155      780      521      259      0 36.19
0302 Brandon 2      2169      831      573      258      0 38.31
0303 Brandon 3      2260      924      622      302      0 40.88
0304 Brandon 4      2563     1086      729      357      0 42.37
0305 Brandon 5      1623      316      156      160      0 19.47
0306 Brandon 6      1097      441      275      166      0 40.20
0501 Groveland 1     1571      654      480      174      0 41.63
0502 Groveland 2     1401      471      304      167      0 33.62
0503 Groveland 3     1163      492      366      126      0 42.30
0701 Holly 1        2281      785      410      375      0 34.41
0702 Holly 2        2328      677      351      326      0 29.08
0703 Holly 3        2073      733      473      260      0 35.36
0704 Holly 4        2235      856      560      296      0 38.30
0801 Independence 1  2507     1069      769      300      0 42.64
0802 Independence 2  1919      842      586      256      0 43.88
0803 Independence 3  2085      924      673      251      0 44.32
0804 Independence 4  1973      933      705      228      0 47.29
0805 Independence 5  2249     1015      721      294      0 45.13
0806 Independence 6  2219     1009      635      374      0 45.47
0807 Independence 7  2487     1018      654      364      0 40.93
0808 Independence 8  1521      676      505      171      0 44.44
0809 Independence 9  2160      921      714      207      0 42.64
0810 Independence 10 2425      746      452      294      0 30.76
0811 Independence 11 2666      937      580      357      0 35.15
0812 Independence 12 1136      475      309      162      4 41.81
0813 Independence 13 1834      687      459      228      0 37.46
1201 Oakland 1      1750      863      646      217      0 49.31
1202 Oakland 2      1929      820      541      279      0 42.51
1203 Oakland 3        844      424      304      120      0 50.24
1204 Oakland 4      1552      750      581      169      0 48.32
1205 Oakland 5      1788      771      537      234      0 43.12
1206 Oakland 6      1871      809      609      200      0 43.24
1207 Oakland 7      2137      902      714      188      0 42.21
1208 Oakland 8      1353      657      475      182      0 48.56
1301 Orion 1        1849      734      481      253      0 39.70
1302 Orion 2        2194      860      535      325      0 39.20
1303 Orion 3        1837      852      617      235      0 46.38
1304 Orion 4        2056      877      636      241      0 42.66

```

RUN DATE:03/16/16 03:34 PM

BCR BCD
AAE AAE
LSP LSM
LTU LTO
O B O C
T L T R BCN
S I S A AAO
RV T C T LSN
E O O I LTP
GTT
IEA BCT N C O A VTT
SRL AAO T R OUO
TS LST P P S T TRT
E LTA A A I ENA
R O L R R S ROL
E T T T A U
(CONTINUED FROM PREVIOUS PAGE) D S Y Y N T

| | | | | | | |
|------------------------|------|------|-----|-----|---|-------|
| 1305 Orion 5 | 2084 | 952 | 663 | 289 | 0 | 45.68 |
| 1306 Orion 6 | 1700 | 848 | 629 | 219 | 0 | 49.88 |
| 1307 Orion 7 | 1822 | 747 | 405 | 342 | 0 | 41.00 |
| 1308 Orion 8 | 1484 | 567 | 403 | 164 | 0 | 38.21 |
| 1309 Orion 9 | 1928 | 744 | 467 | 277 | 0 | 38.59 |
| 1310 Orion 10 | 1602 | 749 | 513 | 236 | 0 | 46.75 |
| 1311 Orion 11 | 1325 | 525 | 323 | 202 | 0 | 39.62 |
| 1312 Orion 12 | 1905 | 759 | 475 | 284 | 0 | 39.84 |
| 1313 Orion 13 | 1847 | 799 | 531 | 268 | 0 | 43.26 |
| 1314 Orion 14 | 1148 | 545 | 370 | 175 | 0 | 47.47 |
| 1315 Orion 15 | 1462 | 498 | 319 | 176 | 3 | 34.06 |
| 1401 Oxford 1 | 2512 | 992 | 633 | 359 | 0 | 39.49 |
| 1402 Oxford 2 | 1847 | 542 | 363 | 179 | 0 | 29.34 |
| 1403 Oxford 3 | 2465 | 1035 | 741 | 294 | 0 | 41.99 |
| 1404 Oxford 4 | 2291 | 953 | 695 | 258 | 0 | 41.60 |
| 1405 Oxford 5 | 1715 | 542 | 327 | 215 | 0 | 31.60 |
| 1406 Oxford 6 | 2125 | 836 | 610 | 226 | 0 | 39.34 |
| 1407 Oxford 7 | 2058 | 815 | 569 | 246 | 0 | 39.60 |
| 1501 Rose 1 | 1300 | 489 | 331 | 158 | 0 | 37.62 |
| 1502 Rose 2 | 1751 | 629 | 425 | 204 | 0 | 35.92 |
| 1503 Rose 3 | 1865 | 716 | 491 | 225 | 0 | 38.39 |
| 1801 Springfield 1 | 1519 | 678 | 493 | 185 | 0 | 44.63 |
| 1802 Springfield 2 | 1598 | 592 | 371 | 221 | 0 | 37.05 |
| 1803 Springfield 3 | 2023 | 816 | 576 | 240 | 0 | 40.34 |
| 1804 Springfield 4 | 1454 | 586 | 374 | 212 | 0 | 40.30 |
| 1805 Springfield 5 | 1700 | 725 | 564 | 161 | 0 | 42.65 |
| 1806 Springfield 6 | 1652 | 762 | 522 | 240 | 0 | 46.13 |
| 1807 Springfield 7 | 863 | 400 | 294 | 106 | 0 | 46.35 |
| 2601 Clarkston 1 | 844 | 404 | 269 | 135 | 0 | 47.87 |
| 3002 Fenton 2 | 11 | 2 | 1 | 1 | 0 | 18.18 |
| 4401 Rochester 1 | 1891 | 746 | 408 | 338 | 0 | 39.45 |
| 4402 Rochester 2 | 2589 | 955 | 561 | 394 | 0 | 36.89 |
| 4403 Rochester 3 | 1506 | 561 | 318 | 243 | 0 | 37.25 |
| 4404 Rochester 4 | 1148 | 489 | 334 | 155 | 0 | 42.60 |
| 4405 Rochester 5 | 2971 | 1268 | 963 | 305 | 0 | 42.68 |
| 4501 Rochester Hills 1 | 1947 | 907 | 527 | 380 | 0 | 46.58 |
| 4502 Rochester Hills 2 | 1044 | 370 | 178 | 192 | 0 | 35.44 |
| 4504 Rochester Hills 4 | 1266 | 535 | 312 | 223 | 0 | 42.26 |
| 4505 Rochester Hills 5 | 1905 | 770 | 496 | 274 | 0 | 40.42 |
| 4507 Rochester Hills 7 | 1015 | 512 | 327 | 185 | 0 | 50.44 |
| 4508 Rochester Hills 8 | 951 | 526 | 394 | 132 | 0 | 55.31 |
| 4509 Rochester Hills 9 | 2240 | 1144 | 736 | 408 | 0 | 51.07 |

RUN DATE:03/16/16 03:34 PM

BCR BCD
AAE AAE
LSP LSM
LTU LTO
O B O C
T L T R BCN
S I S A AAO
C T LSN
A I LTP
N C O A VTT
SRL AAO T R OUO
TS LST P P S T TRT
E LTA A A I ENA
R O L R R S ROL
E T T T A U
D S Y Y N T

(CONTINUED FROM PREVIOUS PAGE)

| | | | | | | |
|-------------------------|--------|-------|-------|-------|---|-------|
| 4510 Rochester Hills 10 | 1434 | 723 | 486 | 237 | 0 | 50.42 |
| 4511 Rochester Hills 11 | 1551 | 515 | 266 | 249 | 0 | 33.20 |
| 4512 Rochester Hills 12 | 1955 | 906 | 603 | 303 | 0 | 46.34 |
| 4514 Rochester Hills 14 | 2161 | 908 | 616 | 292 | 0 | 42.02 |
| 4515 Rochester Hills 15 | 1633 | 461 | 252 | 209 | 0 | 28.23 |
| 4516 Rochester Hills 16 | 2175 | 771 | 441 | 330 | 0 | 35.45 |
| 4517 Rochester Hills 17 | 2222 | 1087 | 681 | 406 | 0 | 48.92 |
| 4518 Rochester Hills 18 | 1385 | 678 | 483 | 195 | 0 | 48.95 |
| 4519 Rochester Hills 19 | 1270 | 707 | 511 | 196 | 0 | 55.67 |
| 4520 Rochester Hills 20 | 1083 | 505 | 281 | 224 | 0 | 46.63 |
| 4521 Rochester Hills 21 | 1643 | 716 | 538 | 178 | 0 | 43.58 |
| 4522 Rochester Hills 22 | 1290 | 655 | 407 | 248 | 0 | 50.78 |
| 4523 Rochester Hills 23 | 1270 | 540 | 344 | 196 | 0 | 42.52 |
| 4524 Rochester Hills 24 | 1602 | 764 | 466 | 298 | 0 | 47.69 |
| 4525 Rochester Hills 25 | 2099 | 924 | 666 | 258 | 0 | 44.02 |
| 4526 Rochester Hills 26 | 2421 | 1129 | 837 | 292 | 0 | 46.63 |
| 4527 Rochester Hills 27 | 1495 | 665 | 404 | 261 | 0 | 44.48 |
| 4528 Rochester Hills 28 | 1890 | 671 | 290 | 381 | 0 | 35.50 |
| 4529 Rochester Hills 29 | 1025 | 426 | 289 | 137 | 0 | 41.56 |
| 4530 Rochester Hills 30 | 2067 | 885 | 498 | 387 | 0 | 42.82 |
| 4531 Rochester Hills 31 | 1267 | 461 | 315 | 146 | 0 | 36.39 |
| 4532 Rochester Hills 32 | 1636 | 749 | 468 | 281 | 0 | 45.78 |
| CANDIDATE TOTALS | 184913 | 76450 | 51221 | 25222 | 7 | 41.34 |

CONGRESSIONAL DISTRICT 8

PRESIDENTIAL PRIMARY ELECTION
TUESDAY, MARCH 8, 2016
OAKLAND COUNTY, MICHIGAN
Republican Party

RUN DATE:03/16/16 03:34 PM

PRESIDENT OF THE UNITED STATES

Vote for not more than 1

| | C C | | | C F | | | M H | | | R S | | |
|----------------------|-------|----|---|-------|---|---|-------|-----|---|-------|----|---|
| | h h | | | a i | | | i u | | | i a | | |
| | r r | | | r o | | | k c | | | c n | | |
| | i i | | | l r | | | e k | | | k t | | |
| | s s | | | d h | | | a h | | | a u | | |
| | t | | | s a | | | b n | | | r b | | |
| | e | | | e m | | | e c | | | c i | | |
| | z | | | a y | | | h g | | | d l | | |
| | m | | | u | | | e i | | | o o | | |
| | | | | | | | | | | | | |
| 0101 Addison 1 | 5 | 8 | 1 | 140 | 0 | 0 | 1 | 139 | 0 | 0 | 37 | 2 |
| 0102 Addison 2 | 8 | 12 | 2 | 126 | 2 | 0 | 1 | 135 | 0 | 5 | 45 | 0 |
| 0103 Addison 3 | 2 | 5 | 1 | 66 | 0 | 0 | 0 | 70 | 0 | 0 | 26 | 0 |
| 0301 Brandon 1 | 2 | 13 | 0 | 109 | 0 | 0 | 0 | 109 | 0 | 3 | 44 | 0 |
| 0302 Brandon 2 | 4 | 4 | 0 | 125 | 0 | 0 | 0 | 142 | 0 | 4 | 61 | 0 |
| 0303 Brandon 3 | 4 | 16 | 0 | 127 | 2 | 1 | 1 | 142 | 0 | 1 | 33 | 3 |
| 0304 Brandon 4 | 4 | 11 | 0 | 171 | 0 | 0 | 0 | 153 | 0 | 0 | 57 | 1 |
| 0305 Brandon 5 | 1 | 5 | 0 | 22 | 0 | 0 | 0 | 26 | 0 | 0 | 7 | 1 |
| 0306 Brandon 6 | 4 | 5 | 0 | 52 | 1 | 1 | 2 | 56 | 0 | 1 | 19 | 0 |
| 0501 Groveland 1 | 1 | 8 | 1 | 118 | 1 | 0 | 0 | 98 | 3 | 0 | 25 | 0 |
| 0502 Groveland 2 | 3 | 7 | 0 | 66 | 0 | 0 | 1 | 53 | 0 | 0 | 18 | 1 |
| 0503 Groveland 3 | 0 | 3 | 0 | 89 | 0 | 0 | 0 | 98 | 0 | 1 | 29 | 0 |
| 0701 Holly 1 | 1 | 13 | 2 | 86 | 0 | 1 | 3 | 73 | 0 | 0 | 25 | 0 |
| 0702 Holly 2 | 1 | 8 | 1 | 90 | 1 | 0 | 0 | 67 | 0 | 2 | 27 | 0 |
| 0703 Holly 3 | 2 | 6 | 0 | 109 | 1 | 0 | 0 | 99 | 0 | 0 | 30 | 0 |
| 0704 Holly 4 | 2 | 6 | 0 | 115 | 1 | 0 | 0 | 116 | 0 | 0 | 69 | 0 |
| 0801 Independence 1 | 2 | 7 | 1 | 183 | 0 | 0 | 1 | 194 | 0 | 3 | 68 | 0 |
| 0802 Independence 2 | 2 | 9 | 1 | 97 | 0 | 0 | 1 | 178 | 0 | 2 | 49 | 0 |
| 0803 Independence 3 | 1 | 3 | 0 | 148 | 0 | 0 | 1 | 220 | 0 | 1 | 60 | 1 |
| 0804 Independence 4 | 0 | 9 | 1 | 155 | 0 | 0 | 1 | 201 | 0 | 0 | 58 | 0 |
| 0805 Independence 5 | 4 | 10 | 1 | 106 | 3 | 0 | 0 | 205 | 0 | 1 | 78 | 0 |
| 0806 Independence 6 | 9 | 10 | 1 | 120 | 1 | 0 | 1 | 163 | 0 | 2 | 75 | 1 |
| 0807 Independence 7 | 8 | 10 | 1 | 103 | 0 | 0 | 0 | 207 | 0 | 4 | 68 | 2 |
| 0808 Independence 8 | 3 | 5 | 2 | 101 | 0 | 0 | 2 | 145 | 0 | 2 | 51 | 0 |
| 0809 Independence 9 | 4 | 10 | 0 | 102 | 1 | 0 | 1 | 257 | 0 | 1 | 67 | 0 |
| 0810 Independence 10 | 5 | 7 | 1 | 102 | 0 | 1 | 2 | 91 | 0 | 1 | 48 | 0 |
| 0811 Independence 11 | 5 | 4 | 1 | 113 | 2 | 0 | 0 | 142 | 1 | 2 | 51 | 0 |
| 0812 Independence 12 | 4 | 7 | 1 | 62 | 1 | 0 | 2 | 68 | 0 | 0 | 26 | 0 |
| 0813 Independence 13 | 4 | 9 | 1 | 93 | 2 | 0 | 0 | 100 | 0 | 1 | 45 | 1 |
| 1201 Oakland 1 | 1 | 7 | 3 | 124 | 0 | 0 | 0 | 217 | 0 | 0 | 74 | 1 |
| 1202 Oakland 2 | 5 | 7 | 1 | 124 | 2 | 0 | 1 | 123 | 0 | 3 | 41 | 1 |
| 1203 Oakland 3 | 0 | 4 | 0 | 56 | 0 | 0 | 0 | 90 | 0 | 1 | 28 | 0 |
| 1204 Oakland 4 | 5 | 5 | 1 | 83 | 2 | 0 | 0 | 188 | 0 | 0 | 55 | 2 |
| 1205 Oakland 5 | 1 | 4 | 0 | 92 | 0 | 0 | 0 | 238 | 0 | 1 | 39 | 0 |
| 1206 Oakland 6 | 1 | 3 | 0 | 117 | 0 | 0 | 1 | 198 | 0 | 1 | 49 | 0 |
| 1207 Oakland 7 | 7 | 2 | 2 | 100 | 1 | 0 | 1 | 231 | 0 | 0 | 69 | 0 |
| 1208 Oakland 8 | 1 | 6 | 2 | 90 | 0 | 0 | 2 | 157 | 0 | 2 | 37 | 0 |
| 1301 Orion 1 | 4 | 5 | 1 | 94 | 2 | 0 | 1 | 136 | 0 | 1 | 40 | 1 |
| 1302 Orion 2 | 2 | 12 | 0 | 93 | 0 | 0 | 2 | 144 | 0 | 2 | 43 | 1 |
| 1303 Orion 3 | 1 | 4 | 2 | 89 | 3 | 0 | 0 | 171 | 0 | 0 | 68 | 0 |
| 1304 Orion 4 | 2 | 6 | 0 | 112 | 0 | 0 | 1 | 165 | 1 | 1 | 73 | 1 |
| 1305 Orion 5 | 4 | 7 | 0 | 102 | 0 | 0 | 0 | 242 | 0 | 6 | 60 | 0 |
| 1306 Orion 6 | 2 | 8 | 3 | 95 | 0 | 0 | 0 | 229 | 1 | 1 | 76 | 0 |
| 1307 Orion 7 | 1 | 13 | 0 | 63 | 1 | 0 | 0 | 111 | 1 | 3 | 40 | 1 |
| 1308 Orion 8 | 3 | 4 | 2 | 76 | 1 | 0 | 0 | 120 | 0 | 0 | 52 | 0 |
| 1309 Orion 9 | 3 | 11 | 0 | 94 | 0 | 0 | 3 | 162 | 1 | 0 | 41 | 1 |
| 1310 Orion 10 | 2 | 10 | 1 | 98 | 1 | 0 | 0 | 173 | 0 | 1 | 58 | 0 |
| 1311 Orion 11 | 1 | 3 | 0 | 62 | 0 | 0 | 0 | 98 | 0 | 0 | 25 | 0 |

PRESIDENTIAL PRIMARY ELECTION
TUESDAY, MARCH 8, 2016
OAKLAND COUNTY, MICHIGAN
Republican Party

PRESIDENT OF THE UNITED STATES

Vote for not more than 1

| | JB | BC | CC | CF | LG | MH | JRK | GP | MR | RS | | |
|--------------------------------|----|----|----|-----|----|----|-----|-----|----|----|-----|---|
| | eu | ea | hh | ai | ir | iu | o.a | ea | au | ia | | |
| | bs | nr | rr | ro | na | kc | h | ot | rb | cn | | |
| | h | o | i | du | yi | sa | e | c | gk | nu | dl | |
| | z | a | y | e | h | ei | oo | m | | | | |
| (CONTINUED FROM PREVIOUS PAGE) | | | | | | | | | | | | |
| 1312 Orion 12 | 1 | 3 | 2 | 88 | 0 | 0 | 1 | 145 | 0 | 1 | 38 | 0 |
| 1313 Orion 13 | 5 | 9 | 1 | 105 | 1 | 0 | 2 | 159 | 0 | 4 | 44 | 0 |
| 1314 Orion 14 | 2 | 2 | 1 | 85 | 1 | 0 | 0 | 148 | 1 | 1 | 20 | 0 |
| 1315 Orion 15 | 1 | 3 | 0 | 74 | 0 | 1 | 1 | 97 | 0 | 0 | 29 | 0 |
| 1401 Oxford 1 | 3 | 10 | 1 | 137 | 1 | 0 | 2 | 146 | 0 | 1 | 63 | 1 |
| 1402 Oxford 2 | 3 | 6 | 1 | 82 | 1 | 0 | 0 | 75 | 0 | 0 | 30 | 0 |
| 1403 Oxford 3 | 5 | 12 | 0 | 161 | 1 | 0 | 1 | 204 | 0 | 2 | 67 | 1 |
| 1404 Oxford 4 | 5 | 6 | 1 | 151 | 1 | 0 | 1 | 188 | 0 | 1 | 77 | 1 |
| 1405 Oxford 5 | 0 | 3 | 0 | 71 | 0 | 0 | 0 | 77 | 0 | 2 | 19 | 3 |
| 1406 Oxford 6 | 3 | 14 | 0 | 146 | 0 | 0 | 0 | 139 | 0 | 1 | 43 | 1 |
| 1407 Oxford 7 | 6 | 7 | 2 | 113 | 1 | 0 | 3 | 168 | 0 | 0 | 43 | 0 |
| 1501 Rose 1 | 1 | 7 | 0 | 66 | 0 | 0 | 0 | 84 | 0 | 1 | 15 | 0 |
| 1502 Rose 2 | 1 | 6 | 0 | 87 | 0 | 1 | 1 | 95 | 0 | 1 | 43 | 0 |
| 1503 Rose 3 | 4 | 7 | 0 | 113 | 0 | 0 | 0 | 107 | 0 | 1 | 44 | 0 |
| 1801 Springfield 1 | 0 | 7 | 0 | 88 | 0 | 0 | 0 | 142 | 0 | 4 | 42 | 0 |
| 1802 Springfield 2 | 1 | 5 | 0 | 91 | 0 | 0 | 0 | 80 | 0 | 0 | 28 | 2 |
| 1803 Springfield 3 | 2 | 6 | 2 | 131 | 0 | 0 | 1 | 130 | 0 | 1 | 41 | 0 |
| 1804 Springfield 4 | 4 | 4 | 1 | 55 | 1 | 0 | 1 | 104 | 0 | 2 | 29 | 2 |
| 1805 Springfield 5 | 0 | 6 | 0 | 135 | 1 | 0 | 1 | 185 | 1 | 1 | 53 | 0 |
| 1806 Springfield 6 | 2 | 5 | 1 | 97 | 0 | 0 | 1 | 162 | 0 | 0 | 46 | 0 |
| 1807 Springfield 7 | 3 | 5 | 1 | 67 | 0 | 1 | 2 | 76 | 0 | 1 | 20 | 1 |
| 2601 Clarkston 1 | 4 | 5 | 0 | 51 | 0 | 0 | 0 | 81 | 0 | 1 | 21 | 0 |
| 3002 Fenton 2 | 0 | 0 | 0 | 0 | 0 | 0 | 0 | 0 | 0 | 0 | 1 | 0 |
| 4401 Rochester 1 | 3 | 4 | 2 | 66 | 0 | 0 | 1 | 144 | 0 | 1 | 41 | 2 |
| 4402 Rochester 2 | 4 | 4 | 1 | 73 | 2 | 0 | 1 | 179 | 0 | 2 | 62 | 0 |
| 4403 Rochester 3 | 0 | 5 | 0 | 44 | 1 | 0 | 0 | 114 | 0 | 1 | 31 | 1 |
| 4404 Rochester 4 | 0 | 2 | 0 | 42 | 0 | 0 | 1 | 125 | 0 | 0 | 33 | 0 |
| 4405 Rochester 5 | 9 | 3 | 5 | 133 | 0 | 0 | 0 | 388 | 1 | 1 | 114 | 0 |
| 4501 Rochester Hills 1 | 7 | 6 | 3 | 102 | 0 | 0 | 0 | 180 | 0 | 0 | 56 | 1 |
| 4502 Rochester Hills 2 | 4 | 3 | 1 | 26 | 0 | 0 | 0 | 47 | 0 | 1 | 15 | 1 |
| 4504 Rochester Hills 4 | 7 | 9 | 0 | 54 | 0 | 0 | 1 | 78 | 0 | 0 | 29 | 0 |
| 4505 Rochester Hills 5 | 1 | 5 | 2 | 90 | 0 | 0 | 1 | 104 | 0 | 4 | 55 | 0 |
| 4507 Rochester Hills 7 | 1 | 7 | 2 | 68 | 0 | 0 | 0 | 104 | 0 | 1 | 36 | 0 |
| 4508 Rochester Hills 8 | 1 | 3 | 2 | 68 | 2 | 1 | 2 | 147 | 0 | 1 | 33 | 0 |
| 4509 Rochester Hills 9 | 8 | 13 | 2 | 101 | 4 | 0 | 3 | 282 | 0 | 0 | 84 | 1 |
| 4510 Rochester Hills 10 | 2 | 3 | 1 | 84 | 1 | 0 | 0 | 213 | 0 | 2 | 48 | 2 |
| 4511 Rochester Hills 11 | 3 | 5 | 1 | 65 | 0 | 0 | 2 | 59 | 0 | 0 | 26 | 0 |
| 4512 Rochester Hills 12 | 3 | 11 | 2 | 106 | 0 | 0 | 0 | 179 | 0 | 1 | 64 | 1 |
| 4514 Rochester Hills 14 | 4 | 9 | 2 | 84 | 1 | 0 | 1 | 189 | 0 | 1 | 56 | 0 |
| 4515 Rochester Hills 15 | 2 | 6 | 2 | 44 | 0 | 0 | 0 | 60 | 0 | 1 | 26 | 0 |
| 4516 Rochester Hills 16 | 3 | 5 | 1 | 114 | 0 | 0 | 1 | 106 | 0 | 0 | 39 | 0 |
| 4517 Rochester Hills 17 | 9 | 12 | 2 | 120 | 1 | 0 | 0 | 226 | 0 | 2 | 82 | 0 |
| 4518 Rochester Hills 18 | 7 | 5 | 2 | 72 | 3 | 0 | 0 | 163 | 0 | 0 | 55 | 0 |
| 4519 Rochester Hills 19 | 6 | 6 | 2 | 86 | 3 | 0 | 0 | 200 | 0 | 4 | 58 | 0 |
| 4520 Rochester Hills 20 | 1 | 2 | 1 | 50 | 2 | 1 | 0 | 103 | 0 | 0 | 32 | 0 |
| 4521 Rochester Hills 21 | 4 | 7 | 0 | 76 | 2 | 0 | 0 | 202 | 0 | 1 | 43 | 0 |
| 4522 Rochester Hills 22 | 4 | 4 | 0 | 62 | 1 | 2 | 0 | 150 | 0 | 0 | 45 | 0 |
| 4523 Rochester Hills 23 | 0 | 1 | 2 | 56 | 0 | 0 | 1 | 139 | 0 | 0 | 31 | 0 |
| 4524 Rochester Hills 24 | 6 | 8 | 2 | 77 | 1 | 0 | 2 | 112 | 0 | 1 | 65 | 1 |

CONGRESSIONAL DISTRICT 8

PRESIDENTIAL PRIMARY ELECTION

TUESDAY, MARCH 8, 2016

OAKLAND COUNTY, MICHIGAN

Republican Party

RUN DATE:03/16/16 03:34 PM

PRESIDENT OF THE UNITED STATES

Vote for not more than 1

(CONTINUED FROM PREVIOUS PAGE)

| | JB | BC | CC | TC | CF | LG | MH | JRK | GP | RP | MR | RS |
|-------------------------|-----|------|-----|-------|-----|-----|-----|-------|-----|-----|------|-----|
| | eu | ea | hh | er | ai | ir | iu | o.a | ea | aa | au | ia |
| | bs | nr | rr | ss | ro | na | kc | h | ot | nu | rb | cn |
| | h | n | i | du | l | dh | a | b | c | gk | ci | o |
| | e | z | a | y | e | h | e | i | dl | oo | u | m |
| 4525 Rochester Hills 25 | 3 | 10 | 2 | 134 | 0 | 0 | 0 | 267 | 0 | 1 | 52 | 0 |
| 4526 Rochester Hills 26 | 5 | 11 | 3 | 109 | 1 | 0 | 0 | 337 | 1 | 1 | 98 | 1 |
| 4527 Rochester Hills 27 | 3 | 3 | 2 | 57 | 3 | 0 | 0 | 164 | 0 | 0 | 33 | 1 |
| 4528 Rochester Hills 28 | 3 | 2 | 0 | 51 | 1 | 0 | 1 | 71 | 0 | 1 | 28 | 2 |
| 4529 Rochester Hills 29 | 3 | 3 | 1 | 48 | 0 | 0 | 0 | 94 | 0 | 0 | 32 | 0 |
| 4530 Rochester Hills 30 | 4 | 5 | 1 | 96 | 0 | 0 | 1 | 155 | 0 | 4 | 49 | 0 |
| 4531 Rochester Hills 31 | 3 | 2 | 1 | 53 | 1 | 0 | 0 | 97 | 0 | 1 | 30 | 0 |
| 4532 Rochester Hills 32 | 5 | 8 | 3 | 96 | 0 | 0 | 0 | 147 | 0 | 1 | 40 | 0 |
| CANDIDATE TOTALS | 325 | 681 | 105 | 9661 | 71 | 11 | 70 | 15057 | 12 | 120 | 4741 | 48 |
| CANDIDATE PERCENT | .63 | 1.33 | .20 | 18.87 | .13 | .02 | .13 | 29.41 | .02 | .23 | 9.26 | .09 |

PRESIDENT OF THE UNITED STATES

Vote for not more than 1

| | D | J | T | U | W | R | I | T | E | I | N |
|---------------------|-----|----|---|---|---|---|---|---|---|---|---|
| | o | r | i | c | m | R | I | T | E | I | N |
| | n | u | t | m | m | R | I | T | E | I | N |
| | a | m | t | m | m | R | I | T | E | I | N |
| | l | p | e | d | d | R | I | T | E | I | N |
| | d | d | d | d | d | R | I | T | E | I | N |
| 0101 Addison 1 | 272 | 15 | 1 | | | | | | | | |
| 0102 Addison 2 | 240 | 16 | 0 | | | | | | | | |
| 0103 Addison 3 | 128 | 6 | 0 | | | | | | | | |
| 0301 Brandon 1 | 236 | 5 | 0 | | | | | | | | |
| 0302 Brandon 2 | 230 | 3 | 0 | | | | | | | | |
| 0303 Brandon 3 | 282 | 9 | 0 | | | | | | | | |
| 0304 Brandon 4 | 326 | 4 | 1 | | | | | | | | |
| 0305 Brandon 5 | 88 | 6 | 0 | | | | | | | | |
| 0306 Brandon 6 | 130 | 4 | 0 | | | | | | | | |
| 0501 Groveland 1 | 218 | 6 | 0 | | | | | | | | |
| 0502 Groveland 2 | 143 | 11 | 1 | | | | | | | | |
| 0503 Groveland 3 | 143 | 3 | 0 | | | | | | | | |
| 0701 Holly 1 | 197 | 9 | 0 | | | | | | | | |
| 0702 Holly 2 | 150 | 4 | 0 | | | | | | | | |
| 0703 Holly 3 | 215 | 10 | 0 | | | | | | | | |
| 0704 Holly 4 | 237 | 14 | 0 | | | | | | | | |
| 0801 Independence 1 | 292 | 17 | 0 | | | | | | | | |
| 0802 Independence 2 | 236 | 11 | 0 | | | | | | | | |
| 0803 Independence 3 | 233 | 5 | 0 | | | | | | | | |
| 0804 Independence 4 | 271 | 9 | 0 | | | | | | | | |
| 0805 Independence 5 | 301 | 11 | 0 | | | | | | | | |
| 0806 Independence 6 | 234 | 18 | 0 | | | | | | | | |

CONGRESSIONAL DISTRICT 8

PRESIDENTIAL PRIMARY ELECTION
TUESDAY, MARCH 8, 2016
OAKLAND COUNTY, MICHIGAN
Republican Party

RUN DATE:03/16/16 03:34 PM

PRESIDENT OF THE UNITED STATES

Vote for not more than 1

U
n
c
o
m
W
R
I
D J T m I
o . r i T
n u t E
a m t
l p e
d d I
N

(CONTINUED FROM PREVIOUS PAGE)

| | | | |
|----------------------|-----|----|---|
| 0807 Independence 7 | 242 | 8 | 0 |
| 0808 Independence 8 | 182 | 10 | 1 |
| 0809 Independence 9 | 268 | 3 | 0 |
| 0810 Independence 10 | 180 | 14 | 0 |
| 0811 Independence 11 | 253 | 6 | 0 |
| 0812 Independence 12 | 129 | 9 | 0 |
| 0813 Independence 13 | 189 | 13 | 1 |
| 1201 Oakland 1 | 208 | 11 | 0 |
| 1202 Oakland 2 | 222 | 10 | 0 |
| 1203 Oakland 3 | 122 | 3 | 0 |
| 1204 Oakland 4 | 230 | 9 | 0 |
| 1205 Oakland 5 | 159 | 2 | 0 |
| 1206 Oakland 6 | 234 | 5 | 0 |
| 1207 Oakland 7 | 292 | 8 | 0 |
| 1208 Oakland 8 | 173 | 4 | 0 |
| 1301 Orion 1 | 189 | 6 | 0 |
| 1302 Orion 2 | 218 | 16 | 1 |
| 1303 Orion 3 | 267 | 11 | 1 |
| 1304 Orion 4 | 266 | 6 | 0 |
| 1305 Orion 5 | 237 | 5 | 0 |
| 1306 Orion 6 | 199 | 15 | 0 |
| 1307 Orion 7 | 164 | 7 | 0 |
| 1308 Orion 8 | 141 | 4 | 0 |
| 1309 Orion 9 | 146 | 4 | 1 |
| 1310 Orion 10 | 163 | 6 | 0 |
| 1311 Orion 11 | 128 | 5 | 1 |
| 1312 Orion 12 | 186 | 7 | 2 |
| 1313 Orion 13 | 192 | 8 | 1 |
| 1314 Orion 14 | 107 | 1 | 1 |
| 1315 Orion 15 | 111 | 2 | 0 |
| 1401 Oxford 1 | 248 | 20 | 0 |
| 1402 Oxford 2 | 160 | 5 | 0 |
| 1403 Oxford 3 | 273 | 14 | 0 |
| 1404 Oxford 4 | 253 | 10 | 0 |
| 1405 Oxford 5 | 148 | 3 | 0 |
| 1406 Oxford 6 | 257 | 4 | 1 |
| 1407 Oxford 7 | 214 | 10 | 1 |
| 1501 Rose 1 | 155 | 2 | 0 |
| 1502 Rose 2 | 188 | 2 | 0 |
| 1503 Rose 3 | 210 | 5 | 0 |
| 1801 Springfield 1 | 204 | 6 | 0 |
| 1802 Springfield 2 | 160 | 3 | 1 |
| 1803 Springfield 3 | 254 | 7 | 1 |
| 1804 Springfield 4 | 160 | 10 | 0 |
| 1805 Springfield 5 | 180 | 1 | 0 |
| 1806 Springfield 6 | 204 | 4 | 0 |

RUN DATE:03/16/16 03:34 PM

PRESIDENT OF THE UNITED STATES

Vote for not more than 1

U
n
c
o
m
W
R
D J T m I
o . r i T
n u t E
a m t .
l p e I
d d N

(CONTINUED FROM PREVIOUS PAGE)

| | | | |
|-------------------------|-------|-----|-----|
| 1807 Springfield 7 | 116 | 1 | 0 |
| 2601 Clarkston 1 | 102 | 4 | 0 |
| 3002 Fenton 2 | 0 | 0 | 0 |
| 4401 Rochester 1 | 134 | 8 | 0 |
| 4402 Rochester 2 | 222 | 11 | 0 |
| 4403 Rochester 3 | 116 | 5 | 0 |
| 4404 Rochester 4 | 124 | 6 | 0 |
| 4405 Rochester 5 | 292 | 15 | 1 |
| 4501 Rochester Hills 1 | 164 | 8 | 0 |
| 4502 Rochester Hills 2 | 73 | 6 | 0 |
| 4504 Rochester Hills 4 | 123 | 10 | 0 |
| 4505 Rochester Hills 5 | 222 | 11 | 1 |
| 4507 Rochester Hills 7 | 98 | 8 | 1 |
| 4508 Rochester Hills 8 | 127 | 7 | 0 |
| 4509 Rochester Hills 9 | 222 | 15 | 0 |
| 4510 Rochester Hills 10 | 125 | 5 | 0 |
| 4511 Rochester Hills 11 | 100 | 5 | 0 |
| 4512 Rochester Hills 12 | 224 | 12 | 0 |
| 4514 Rochester Hills 14 | 259 | 9 | 1 |
| 4515 Rochester Hills 15 | 105 | 5 | 1 |
| 4516 Rochester Hills 16 | 168 | 4 | 0 |
| 4517 Rochester Hills 17 | 204 | 19 | 3 |
| 4518 Rochester Hills 18 | 169 | 6 | 1 |
| 4519 Rochester Hills 19 | 130 | 15 | 1 |
| 4520 Rochester Hills 20 | 81 | 8 | 0 |
| 4521 Rochester Hills 21 | 198 | 5 | 0 |
| 4522 Rochester Hills 22 | 120 | 19 | 0 |
| 4523 Rochester Hills 23 | 110 | 4 | 0 |
| 4524 Rochester Hills 24 | 182 | 9 | 0 |
| 4525 Rochester Hills 25 | 188 | 8 | 1 |
| 4526 Rochester Hills 26 | 263 | 7 | 0 |
| 4527 Rochester Hills 27 | 130 | 8 | 0 |
| 4528 Rochester Hills 28 | 120 | 10 | 0 |
| 4529 Rochester Hills 29 | 104 | 4 | 0 |
| 4530 Rochester Hills 30 | 174 | 9 | 0 |
| 4531 Rochester Hills 31 | 121 | 5 | 0 |
| 4532 Rochester Hills 32 | 152 | 14 | 0 |
| CANDIDATE TOTALS | 19429 | 825 | 28 |
| CANDIDATE PERCENT | 18.97 | .80 | .02 |

CONGRESSIONAL DISTRICT 8

PRESIDENTIAL PRIMARY ELECTION
TUESDAY, MARCH 8, 2016
OAKLAND COUNTY, MICHIGAN
Democratic Party

RUN DATE:03/16/16 03:34 PM

PRESIDENT OF THE UNITED STATES

Vote for not more than 1

| | RRF | | U | | | |
|----------------------|-------|-------|-------|-------|-------|-------|
| | o o u | | n | | | |
| | q c e | | c | | | |
| | u k n | M J O | o | W | | |
| H C | e y t | a . ' | B S | m | R | |
| i l | e r M | e a | m | I | | |
| l i | D t a | r n | i | T | | |
| l n | e i l | n d | t | E | | |
| a t | n l | i e | t | . | | |
| r o | L | e | s | I | | |
| y n | a | y | s | d | N | |
| ----- | ----- | ----- | ----- | ----- | ----- | ----- |
| 0101 Addison 1 | 49 | 0 | 0 | 89 | 2 | 1 |
| 0102 Addison 2 | 83 | 0 | 1 | 95 | 12 | 0 |
| 0103 Addison 3 | 36 | 0 | 0 | 65 | 3 | 0 |
| 0301 Brandon 1 | 104 | 0 | 0 | 150 | 5 | 0 |
| 0302 Brandon 2 | 85 | 0 | 0 | 165 | 8 | 0 |
| 0303 Brandon 3 | 95 | 0 | 0 | 206 | 1 | 0 |
| 0304 Brandon 4 | 117 | 0 | 0 | 235 | 3 | 2 |
| 0305 Brandon 5 | 60 | 0 | 0 | 97 | 1 | 0 |
| 0306 Brandon 6 | 51 | 1 | 1 | 110 | 3 | 0 |
| 0501 Groveland 1 | 59 | 0 | 0 | 111 | 4 | 0 |
| 0502 Groveland 2 | 64 | 0 | 2 | 100 | 1 | 0 |
| 0503 Groveland 3 | 44 | 0 | 2 | 78 | 2 | 0 |
| 0701 Holly 1 | 131 | 1 | 0 | 236 | 5 | 0 |
| 0702 Holly 2 | 97 | 0 | 3 | 215 | 10 | 1 |
| 0703 Holly 3 | 92 | 0 | 0 | 160 | 8 | 0 |
| 0704 Holly 4 | 143 | 0 | 0 | 146 | 5 | 2 |
| 0801 Independence 1 | 104 | 0 | 0 | 187 | 7 | 1 |
| 0802 Independence 2 | 93 | 0 | 1 | 154 | 8 | 0 |
| 0803 Independence 3 | 105 | 0 | 0 | 141 | 4 | 0 |
| 0804 Independence 4 | 88 | 0 | 1 | 133 | 6 | 0 |
| 0805 Independence 5 | 137 | 0 | 0 | 147 | 10 | 0 |
| 0806 Independence 6 | 154 | 0 | 0 | 211 | 6 | 2 |
| 0807 Independence 7 | 155 | 0 | 0 | 203 | 6 | 0 |
| 0808 Independence 8 | 76 | 1 | 1 | 91 | 1 | 0 |
| 0809 Independence 9 | 88 | 0 | 0 | 109 | 9 | 0 |
| 0810 Independence 10 | 97 | 0 | 0 | 186 | 11 | 0 |
| 0811 Independence 11 | 150 | 0 | 0 | 192 | 13 | 2 |
| 0812 Independence 12 | 63 | 0 | 0 | 92 | 7 | 0 |
| 0813 Independence 13 | 78 | 0 | 0 | 142 | 5 | 2 |
| 1201 Oakland 1 | 99 | 0 | 0 | 115 | 3 | 0 |
| 1202 Oakland 2 | 100 | 0 | 0 | 173 | 5 | 0 |
| 1203 Oakland 3 | 42 | 0 | 0 | 75 | 1 | 1 |
| 1204 Oakland 4 | 83 | 0 | 0 | 83 | 3 | 0 |
| 1205 Oakland 5 | 103 | 0 | 2 | 127 | 2 | 0 |
| 1206 Oakland 6 | 74 | 0 | 0 | 123 | 3 | 0 |
| 1207 Oakland 7 | 113 | 0 | 0 | 71 | 3 | 0 |
| 1208 Oakland 8 | 96 | 0 | 0 | 84 | 2 | 0 |
| 1301 Orion 1 | 50 | 0 | 0 | 198 | 4 | 0 |
| 1302 Orion 2 | 119 | 1 | 0 | 195 | 8 | 0 |
| 1303 Orion 3 | 94 | 0 | 1 | 135 | 5 | 0 |
| 1304 Orion 4 | 84 | 1 | 1 | 149 | 6 | 0 |
| 1305 Orion 5 | 100 | 0 | 0 | 180 | 9 | 0 |
| 1306 Orion 6 | 100 | 0 | 0 | 116 | 2 | 0 |
| 1307 Orion 7 | 147 | 0 | 0 | 189 | 6 | 0 |
| 1308 Orion 8 | 72 | 0 | 3 | 84 | 4 | 1 |
| 1309 Orion 9 | 119 | 0 | 0 | 152 | 6 | 0 |

RUN DATE:03/16/16 03:34 PM

PRESIDENT OF THE UNITED STATES

Vote for not more than 1

R R F U
 o o u n
 q c e c
 u k n M J O o W
 H C e y t a . ' B S m R
 i l e r M e a m I
 l i D t a r n i T
 l n e i l n d i t E
 a t n l i e t -
 r o L e e r e I
 y n a y s d N

(CONTINUED FROM PREVIOUS PAGE)

| | | | | | | |
|-------------------------|-----|---|---|-----|----|---|
| 1310 Orion 10 | 84 | 1 | 2 | 145 | 4 | 0 |
| 1311 Orion 11 | 86 | 0 | 0 | 111 | 5 | 0 |
| 1312 Orion 12 | 102 | 0 | 1 | 175 | 6 | 0 |
| 1313 Orion 13 | 95 | 0 | 0 | 166 | 6 | 0 |
| 1314 Orion 14 | 80 | 0 | 0 | 91 | 4 | 0 |
| 1315 Orion 15 | 82 | 0 | 0 | 88 | 6 | 0 |
| 1401 Oxford 1 | 133 | 0 | 1 | 215 | 9 | 0 |
| 1402 Oxford 2 | 72 | 0 | 0 | 106 | 1 | 0 |
| 1403 Oxford 3 | 142 | 0 | 0 | 143 | 9 | 0 |
| 1404 Oxford 4 | 103 | 0 | 2 | 144 | 9 | 0 |
| 1405 Oxford 5 | 82 | 0 | 1 | 120 | 11 | 1 |
| 1406 Oxford 6 | 84 | 0 | 0 | 135 | 7 | 0 |
| 1407 Oxford 7 | 100 | 1 | 2 | 138 | 5 | 0 |
| 1501 Rose 1 | 49 | 0 | 2 | 103 | 4 | 0 |
| 1502 Rose 2 | 81 | 0 | 0 | 122 | 1 | 0 |
| 1503 Rose 3 | 65 | 0 | 3 | 152 | 4 | 0 |
| 1801 Springfield 1 | 70 | 0 | 0 | 112 | 3 | 0 |
| 1802 Springfield 2 | 84 | 0 | 0 | 131 | 6 | 0 |
| 1803 Springfield 3 | 98 | 0 | 2 | 137 | 2 | 1 |
| 1804 Springfield 4 | 98 | 0 | 3 | 105 | 6 | 0 |
| 1805 Springfield 5 | 76 | 0 | 1 | 81 | 3 | 0 |
| 1806 Springfield 6 | 83 | 0 | 0 | 152 | 4 | 1 |
| 1807 Springfield 7 | 40 | 0 | 0 | 65 | 1 | 0 |
| 2601 Clarkston 1 | 63 | 0 | 0 | 69 | 3 | 0 |
| 3002 Fenton 2 | 1 | 0 | 0 | 0 | 0 | 0 |
| 4401 Rochester 1 | 136 | 0 | 2 | 197 | 3 | 0 |
| 4402 Rochester 2 | 151 | 0 | 1 | 235 | 6 | 0 |
| 4403 Rochester 3 | 85 | 0 | 0 | 154 | 4 | 0 |
| 4404 Rochester 4 | 90 | 0 | 0 | 63 | 2 | 0 |
| 4405 Rochester 5 | 162 | 0 | 0 | 138 | 5 | 0 |
| 4501 Rochester Hills 1 | 185 | 0 | 0 | 188 | 7 | 0 |
| 4502 Rochester Hills 2 | 84 | 0 | 0 | 103 | 5 | 0 |
| 4504 Rochester Hills 4 | 96 | 0 | 0 | 117 | 8 | 0 |
| 4505 Rochester Hills 5 | 116 | 0 | 1 | 152 | 5 | 0 |
| 4507 Rochester Hills 7 | 83 | 0 | 0 | 97 | 5 | 0 |
| 4508 Rochester Hills 8 | 57 | 0 | 0 | 72 | 3 | 0 |
| 4509 Rochester Hills 9 | 192 | 0 | 1 | 206 | 8 | 0 |
| 4510 Rochester Hills 10 | 117 | 0 | 0 | 118 | 1 | 0 |
| 4511 Rochester Hills 11 | 98 | 1 | 3 | 137 | 10 | 0 |
| 4512 Rochester Hills 12 | 136 | 2 | 0 | 157 | 8 | 0 |
| 4514 Rochester Hills 14 | 169 | 0 | 0 | 121 | 2 | 0 |
| 4515 Rochester Hills 15 | 82 | 0 | 1 | 121 | 5 | 0 |
| 4516 Rochester Hills 16 | 144 | 1 | 0 | 176 | 9 | 0 |
| 4517 Rochester Hills 17 | 214 | 2 | 0 | 182 | 8 | 0 |
| 4518 Rochester Hills 18 | 93 | 0 | 0 | 91 | 11 | 0 |
| 4519 Rochester Hills 19 | 100 | 0 | 1 | 92 | 2 | 0 |

CONGRESSIONAL DISTRICT 8

PRESIDENTIAL PRIMARY ELECTION
TUESDAY, MARCH 8, 2016
OAKLAND COUNTY, MICHIGAN
Democratic Party

RUN DATE:03/16/16 03:34 PM

PRESIDENT OF THE UNITED STATES

Vote for not more than 1

| | | | | | |
|-----|-------|-------|-----|---|---|
| | R R F | | U | | |
| | o o u | | n | | |
| | q c e | | c | | |
| | u k n | M J O | o | W | |
| H C | e y t | a . ' | B S | m | R |
| i l | e r M | e a | m | I | |
| l i | D t a | r n | i | T | |
| l n | e i l | n d | t | E | |
| a t | n l | i e | t | . | |
| r o | L | e | e r | e | I |
| y n | a | y | s | d | N |

(CONTINUED FROM PREVIOUS PAGE)

| | | | | | | |
|-------------------------|-------|-----|-----|-------|------|-----|
| 4520 Rochester Hills 20 | 114 | 0 | 0 | 108 | 2 | 0 |
| 4521 Rochester Hills 21 | 89 | 0 | 1 | 86 | 2 | 0 |
| 4522 Rochester Hills 22 | 120 | 0 | 1 | 121 | 6 | 0 |
| 4523 Rochester Hills 23 | 103 | 0 | 0 | 86 | 4 | 0 |
| 4524 Rochester Hills 24 | 155 | 0 | 0 | 132 | 11 | 0 |
| 4525 Rochester Hills 25 | 128 | 1 | 0 | 120 | 9 | 0 |
| 4526 Rochester Hills 26 | 160 | 0 | 0 | 127 | 5 | 0 |
| 4527 Rochester Hills 27 | 151 | 0 | 0 | 109 | 1 | 0 |
| 4528 Rochester Hills 28 | 187 | 0 | 1 | 188 | 5 | 0 |
| 4529 Rochester Hills 29 | 78 | 0 | 0 | 59 | 0 | 0 |
| 4530 Rochester Hills 30 | 167 | 1 | 0 | 214 | 5 | 0 |
| 4531 Rochester Hills 31 | 88 | 0 | 1 | 55 | 2 | 0 |
| 4532 Rochester Hills 32 | 140 | 0 | 1 | 131 | 9 | 0 |
| CANDIDATE TOTALS | 10616 | 15 | 54 | 13954 | 535 | 18 |
| CANDIDATE PERCENT | 42.14 | .05 | .21 | 55.39 | 2.12 | .07 |

CONGRESSIONAL DISTRICT 9

PRESIDENTIAL PRIMARY ELECTION
TUESDAY, MARCH 8, 2016
OAKLAND COUNTY, MICHIGAN
STATISTICS

RUN DATE:03/16/16 03:44 PM

```

      B C R   B C D
      A A E   A A E
      L S P   L S M
      L T U   L T O
      O   B   O   C
      T   L   T   R   B C N
      S   I   S   A   A A O
      C   T   L S N
      A   I   L T P
      I E A   B C T   N   C   O   A   V T T
      S R L   A A O   T   R   O U O
      T S   L S T   P   P   S   T   T R T
      E   L T A   A   A   I   E N A
      R   O   L   R   R   S   R O L
      E   T   T   T   A   U
      D   S   Y   Y   N   T
      .....

```

| | | | | | | |
|-----------------------|------|------|-----|-----|----|-------|
| 0201 Bloomfield 1 | 927 | 465 | 310 | 155 | 0 | 50.16 |
| 0202 Bloomfield 2 | 697 | 336 | 209 | 127 | 0 | 48.21 |
| 0203 Bloomfield 3 | 1286 | 670 | 388 | 282 | 0 | 52.10 |
| 0204 Bloomfield 4 | 1230 | 604 | 372 | 232 | 0 | 49.11 |
| 0205 Bloomfield 5 | 993 | 424 | 268 | 156 | 0 | 42.70 |
| 0206 Bloomfield 6 | 1236 | 644 | 457 | 187 | 0 | 52.10 |
| 0207 Bloomfield 7 | 687 | 314 | 181 | 133 | 0 | 45.71 |
| 0208 Bloomfield 8 | 2151 | 1078 | 863 | 215 | 0 | 50.12 |
| 0209 Bloomfield 9 | 1435 | 717 | 474 | 243 | 0 | 49.97 |
| 0210 Bloomfield 10 | 1545 | 782 | 442 | 340 | 0 | 50.61 |
| 0211 Bloomfield 11 | 1466 | 734 | 422 | 312 | 0 | 50.07 |
| 0212 Bloomfield 12 | 1382 | 575 | 312 | 249 | 14 | 41.61 |
| 0213 Bloomfield 13 | 1106 | 529 | 373 | 156 | 0 | 47.83 |
| 0214 Bloomfield 14 | 1289 | 650 | 472 | 178 | 0 | 50.43 |
| 0215 Bloomfield 15 | 751 | 384 | 264 | 120 | 0 | 51.13 |
| 0216 Bloomfield 16 | 1087 | 528 | 314 | 214 | 0 | 48.57 |
| 0217 Bloomfield 17 | 550 | 260 | 123 | 137 | 0 | 47.27 |
| 0218 Bloomfield 18 | 915 | 461 | 286 | 175 | 0 | 50.38 |
| 0219 Bloomfield 19 | 1194 | 574 | 384 | 190 | 0 | 48.07 |
| 0220 Bloomfield 20 | 1011 | 538 | 299 | 239 | 0 | 53.21 |
| 0221 Bloomfield 21 | 1071 | 609 | 408 | 201 | 0 | 56.86 |
| 0222 Bloomfield 22 | 1414 | 654 | 395 | 259 | 0 | 46.25 |
| 0223 Bloomfield 23 | 922 | 439 | 323 | 116 | 0 | 47.61 |
| 0224 Bloomfield 24 | 962 | 476 | 320 | 156 | 0 | 49.48 |
| 0225 Bloomfield 25 | 673 | 232 | 79 | 153 | 0 | 34.47 |
| 0226 Bloomfield 26 | 1009 | 481 | 335 | 146 | 0 | 47.67 |
| 0227 Bloomfield 27 | 715 | 350 | 144 | 206 | 0 | 48.95 |
| 0228 Bloomfield 28 | 633 | 328 | 255 | 73 | 0 | 51.82 |
| 0229 Bloomfield 29 | 934 | 438 | 302 | 130 | 6 | 46.90 |
| 0230 Bloomfield 30 | 1616 | 766 | 433 | 333 | 0 | 47.40 |
| 0231 Bloomfield 31 | 651 | 382 | 297 | 85 | 0 | 58.68 |
| 0232 Bloomfield 32 | 1087 | 533 | 290 | 243 | 0 | 49.03 |
| 1701 Southfield Twp 1 | 877 | 400 | 202 | 198 | 0 | 45.61 |
| 1702 Southfield Twp 2 | 984 | 512 | 253 | 259 | 0 | 52.03 |
| 1703 Southfield Twp 3 | 776 | 421 | 234 | 187 | 0 | 54.25 |
| 1704 Southfield Twp 4 | 1220 | 676 | 441 | 235 | 0 | 55.41 |
| 1705 Southfield Twp 5 | 1278 | 684 | 317 | 367 | 0 | 53.52 |
| 1706 Southfield Twp 6 | 1913 | 1022 | 618 | 404 | 0 | 53.42 |
| 1707 Southfield Twp 7 | 1105 | 550 | 337 | 213 | 0 | 49.77 |
| 1708 Southfield Twp 8 | 1373 | 703 | 397 | 306 | 0 | 51.20 |
| 1709 Southfield Twp 9 | 1118 | 540 | 295 | 245 | 0 | 48.30 |

PRESIDENTIAL PRIMARY ELECTION
TUESDAY, MARCH 8, 2016
OAKLAND COUNTY, MICHIGAN
STATISTICS

RUN DATE:03/16/16 03:44 PM

BCR BCD
AAE AAE
LSP LSM
LTU LTO
O B O C
T L T R BCN
S I S A AAO
RV T C T LSN
E O O
G T T A I LTP
I E A BCT N C O A VTT
SRL AAO T R OUO
TS LST P P S T TRT
E LTA A A I ENA
R O L R R S ROL
E T T T A U
D S Y Y N T

(CONTINUED FROM PREVIOUS PAGE)

| | | | | | | |
|-------------------------|------|------|-----|-----|---|-------|
| 1710 Southfield Twp 10 | 888 | 514 | 299 | 215 | 0 | 57.88 |
| 2301 Berkley 1 | 1880 | 885 | 407 | 478 | 0 | 47.07 |
| 2302 Berkley 2 | 1777 | 904 | 434 | 470 | 0 | 50.87 |
| 2303 Berkley 3 | 1787 | 742 | 315 | 427 | 0 | 41.52 |
| 2304 Berkley 4 | 1780 | 818 | 347 | 471 | 0 | 45.96 |
| 2305 Berkley 5 | 1541 | 753 | 327 | 426 | 0 | 48.86 |
| 2306 Berkley 6 | 1823 | 800 | 328 | 472 | 0 | 43.88 |
| 2307 Berkley 7 | 1768 | 780 | 345 | 435 | 0 | 44.12 |
| 2701 Clawson 1 | 2437 | 1084 | 514 | 570 | 0 | 44.48 |
| 3101 Ferndale 1 | 2286 | 1234 | 298 | 936 | 0 | 53.98 |
| 3102 Ferndale 2 | 1819 | 774 | 170 | 604 | 0 | 42.55 |
| 3103 Ferndale 3 | 1938 | 875 | 169 | 706 | 0 | 45.15 |
| 3104 Ferndale 4 | 1781 | 749 | 191 | 558 | 0 | 42.06 |
| 3105 Ferndale 5 | 1781 | 817 | 159 | 658 | 0 | 45.87 |
| 3106 Ferndale 6 | 1774 | 724 | 228 | 496 | 0 | 40.81 |
| 3107 Ferndale 7 | 1559 | 600 | 145 | 455 | 0 | 38.49 |
| 3108 Ferndale 8 | 1041 | 462 | 103 | 359 | 0 | 44.38 |
| 3109 Ferndale 9 | 1662 | 959 | 188 | 771 | 0 | 57.70 |
| 3201 Hazel Park 1 | 3178 | 857 | 303 | 554 | 0 | 26.97 |
| 3202 Hazel Park 2 | 1759 | 500 | 151 | 349 | 0 | 28.43 |
| 3203 Hazel Park 3 | 3048 | 704 | 268 | 436 | 0 | 23.10 |
| 3204 Hazel Park 4 | 1463 | 413 | 134 | 279 | 0 | 28.23 |
| 3205 Hazel Park 5 | 2870 | 765 | 298 | 467 | 0 | 26.66 |
| 3301 Huntington Woods 1 | 1192 | 684 | 229 | 455 | 0 | 57.38 |
| 3302 Huntington Woods 2 | 997 | 598 | 220 | 378 | 0 | 59.98 |
| 3303 Huntington Woods 3 | 1032 | 626 | 217 | 409 | 0 | 60.66 |
| 3304 Huntington Woods 4 | 982 | 596 | 175 | 421 | 0 | 60.69 |
| 3305 Huntington Woods 5 | 1011 | 587 | 188 | 399 | 0 | 58.06 |
| 3701 Madison Heights 1 | 1783 | 508 | 204 | 304 | 0 | 28.49 |
| 3702 Madison Heights 2 | 1520 | 554 | 222 | 332 | 0 | 36.45 |
| 3703 Madison Heights 3 | 1729 | 453 | 176 | 277 | 0 | 26.20 |
| 3704 Madison Heights 4 | 1829 | 506 | 216 | 290 | 0 | 27.67 |
| 3705 Madison Heights 5 | 1476 | 480 | 207 | 273 | 0 | 32.52 |
| 3706 Madison Heights 6 | 386 | 159 | 63 | 96 | 0 | 41.19 |
| 3707 Madison Heights 7 | 2149 | 826 | 402 | 424 | 0 | 38.44 |
| 3708 Madison Heights 8 | 2609 | 977 | 465 | 512 | 0 | 37.45 |
| 3709 Madison Heights 9 | 2212 | 901 | 438 | 463 | 0 | 40.73 |
| 3710 Madison Heights 10 | 1793 | 714 | 376 | 338 | 0 | 39.82 |
| 3711 Madison Heights 11 | 2325 | 639 | 205 | 434 | 0 | 27.48 |
| 4201 Pleasant Ridge 1 | 1194 | 630 | 215 | 415 | 0 | 52.76 |
| 4202 Pleasant Ridge 2 | 1145 | 633 | 200 | 433 | 0 | 55.28 |
| 4601 Royal Oak 1 | 2119 | 811 | 307 | 504 | 0 | 38.27 |

RUN DATE:03/16/16 03:44 PM

B C R B C D
 A A E A A E
 L S P L S M
 L T U L T O
 O B O C
 T L T R B C N
 S I S A A A O
 C T L S N
 A I L T P
 I E A B C T N C O A V T T
 S R L A A O T R O U O
 T S L S T P P S T T R T
 E L T A A A I E N A
 R O L R R S R O L
 E T T Y Y A U
 D S Y Y N T

(CONTINUED FROM PREVIOUS PAGE)

| | | | | | | |
|-------------------|--------|-------|-------|-------|----|-------|
| 4602 Royal Oak 2 | 2272 | 900 | 390 | 510 | 0 | 39.61 |
| 4603 Royal Oak 3 | 1529 | 610 | 264 | 346 | 0 | 39.90 |
| 4604 Royal Oak 4 | 1693 | 703 | 276 | 427 | 0 | 41.52 |
| 4605 Royal Oak 5 | 1459 | 569 | 209 | 360 | 0 | 39.00 |
| 4606 Royal Oak 6 | 2812 | 1134 | 407 | 727 | 0 | 40.33 |
| 4607 Royal Oak 7 | 1877 | 702 | 269 | 433 | 0 | 37.40 |
| 4608 Royal Oak 8 | 2363 | 1122 | 590 | 532 | 0 | 47.48 |
| 4609 Royal Oak 9 | 2767 | 1123 | 421 | 702 | 0 | 40.59 |
| 4610 Royal Oak 10 | 1987 | 850 | 394 | 456 | 0 | 42.78 |
| 4611 Royal Oak 11 | 1719 | 687 | 277 | 410 | 0 | 39.97 |
| 4612 Royal Oak 12 | 1898 | 735 | 366 | 369 | 0 | 38.72 |
| 4613 Royal Oak 13 | 2064 | 922 | 424 | 498 | 0 | 44.67 |
| 4614 Royal Oak 14 | 1621 | 833 | 473 | 360 | 0 | 51.39 |
| 4615 Royal Oak 15 | 1581 | 556 | 216 | 340 | 0 | 35.17 |
| 4616 Royal Oak 16 | 2723 | 1203 | 593 | 610 | 0 | 44.18 |
| 4617 Royal Oak 17 | 1907 | 845 | 398 | 447 | 0 | 44.31 |
| 4618 Royal Oak 18 | 1931 | 814 | 357 | 457 | 0 | 42.15 |
| 4619 Royal Oak 19 | 2630 | 1185 | 546 | 639 | 0 | 45.06 |
| 4620 Royal Oak 20 | 2099 | 915 | 444 | 471 | 0 | 43.59 |
| 4621 Royal Oak 21 | 2143 | 839 | 329 | 510 | 0 | 39.15 |
| 4622 Royal Oak 22 | 2218 | 988 | 498 | 490 | 0 | 44.54 |
| 4623 Royal Oak 23 | 1732 | 728 | 333 | 395 | 0 | 42.03 |
| 4624 Royal Oak 24 | 1086 | 458 | 203 | 255 | 0 | 42.17 |
| CANDIDATE TOTALS | 164503 | 71479 | 33411 | 38048 | 20 | 43.45 |

CONGRESSIONAL DISTRICT 9

PRESIDENTIAL PRIMARY ELECTION
TUESDAY, MARCH 8, 2016
OAKLAND COUNTY, MICHIGAN
Republican Party

RUN DATE:03/16/16 03:44 PM

PRESIDENT OF THE UNITED STATES

Vote for not more than 1

| | C C | | | C F | | | M H | | | R S | | |
|------------------------|-------|----|---|-------|---|---|-------|-----|---|-------|----|---|
| | h h | | | a i | | | i u | | | i a | | |
| | B C | | | r r | | | k c | | | c n | | |
| | e a | | | r o | | | e k | | | k t | | |
| | J B | | | T C | | | J R K | | | G P | | |
| | n r | | | l r | | | o . a | | | e a | | |
| | e u | | | e r | | | a h s | | | R P | | |
| | b s | | | d u | | | b n i | | | a a | | |
| | h | | | z | | | e | | | n u | | |
| | o | | | n | | | e | | | c i | | |
| | n | | | a | | | h | | | d l | | |
| | e | | | y | | | g k | | | o o | | |
| | | | | | | | | | | | | |
| 0201 Bloomfield 1 | 4 | 1 | 1 | 31 | 0 | 0 | 0 | 128 | 0 | 0 | 42 | 1 |
| 0202 Bloomfield 2 | 2 | 1 | 1 | 16 | 0 | 0 | 1 | 84 | 0 | 1 | 27 | 0 |
| 0203 Bloomfield 3 | 5 | 3 | 1 | 38 | 1 | 0 | 0 | 186 | 0 | 1 | 38 | 0 |
| 0204 Bloomfield 4 | 5 | 3 | 2 | 58 | 1 | 0 | 3 | 132 | 0 | 2 | 32 | 0 |
| 0205 Bloomfield 5 | 5 | 2 | 0 | 20 | 0 | 0 | 0 | 110 | 0 | 0 | 39 | 1 |
| 0206 Bloomfield 6 | 3 | 1 | 2 | 48 | 0 | 0 | 1 | 189 | 0 | 0 | 44 | 0 |
| 0207 Bloomfield 7 | 4 | 1 | 0 | 21 | 0 | 0 | 0 | 73 | 0 | 0 | 24 | 0 |
| 0208 Bloomfield 8 | 15 | 2 | 3 | 78 | 1 | 0 | 0 | 423 | 0 | 2 | 86 | 3 |
| 0209 Bloomfield 9 | 8 | 5 | 1 | 48 | 1 | 0 | 0 | 202 | 0 | 0 | 48 | 0 |
| 0210 Bloomfield 10 | 4 | 3 | 0 | 42 | 1 | 0 | 0 | 185 | 1 | 0 | 50 | 3 |
| 0211 Bloomfield 11 | 10 | 0 | 1 | 48 | 4 | 0 | 2 | 204 | 0 | 1 | 36 | 0 |
| 0212 Bloomfield 12 | 3 | 11 | 1 | 45 | 1 | 0 | 0 | 84 | 0 | 1 | 34 | 0 |
| 0213 Bloomfield 13 | 6 | 1 | 0 | 48 | 1 | 1 | 0 | 162 | 0 | 1 | 46 | 0 |
| 0214 Bloomfield 14 | 3 | 3 | 2 | 68 | 0 | 0 | 0 | 181 | 0 | 0 | 63 | 0 |
| 0215 Bloomfield 15 | 3 | 4 | 1 | 35 | 0 | 0 | 1 | 111 | 0 | 0 | 23 | 0 |
| 0216 Bloomfield 16 | 2 | 1 | 0 | 42 | 0 | 0 | 0 | 144 | 0 | 0 | 26 | 0 |
| 0217 Bloomfield 17 | 2 | 2 | 0 | 15 | 0 | 0 | 0 | 53 | 0 | 0 | 13 | 0 |
| 0218 Bloomfield 18 | 4 | 7 | 1 | 50 | 0 | 0 | 0 | 98 | 0 | 0 | 29 | 0 |
| 0219 Bloomfield 19 | 4 | 4 | 2 | 43 | 2 | 0 | 0 | 143 | 0 | 1 | 51 | 0 |
| 0220 Bloomfield 20 | 5 | 6 | 0 | 46 | 0 | 0 | 0 | 106 | 0 | 1 | 38 | 1 |
| 0221 Bloomfield 21 | 13 | 6 | 3 | 53 | 3 | 1 | 1 | 132 | 0 | 1 | 49 | 1 |
| 0222 Bloomfield 22 | 13 | 3 | 2 | 45 | 0 | 0 | 0 | 148 | 0 | 0 | 48 | 1 |
| 0223 Bloomfield 23 | 5 | 1 | 0 | 33 | 0 | 0 | 0 | 111 | 0 | 1 | 38 | 0 |
| 0224 Bloomfield 24 | 9 | 1 | 2 | 35 | 0 | 0 | 1 | 117 | 0 | 0 | 41 | 0 |
| 0225 Bloomfield 25 | 0 | 1 | 0 | 11 | 1 | 0 | 0 | 22 | 0 | 0 | 13 | 0 |
| 0226 Bloomfield 26 | 1 | 2 | 3 | 70 | 0 | 0 | 0 | 123 | 0 | 0 | 41 | 0 |
| 0227 Bloomfield 27 | 0 | 0 | 0 | 23 | 0 | 0 | 0 | 54 | 0 | 0 | 14 | 0 |
| 0228 Bloomfield 28 | 0 | 0 | 0 | 16 | 3 | 0 | 0 | 135 | 0 | 0 | 48 | 0 |
| 0229 Bloomfield 29 | 3 | 2 | 1 | 39 | 0 | 0 | 0 | 83 | 0 | 0 | 48 | 0 |
| 0230 Bloomfield 30 | 7 | 4 | 1 | 53 | 0 | 0 | 1 | 159 | 0 | 1 | 53 | 0 |
| 0231 Bloomfield 31 | 6 | 4 | 2 | 19 | 1 | 0 | 0 | 96 | 0 | 1 | 52 | 0 |
| 0232 Bloomfield 32 | 1 | 4 | 2 | 38 | 2 | 0 | 2 | 101 | 0 | 0 | 35 | 0 |
| 1701 Southfield Twp 1 | 3 | 3 | 1 | 30 | 0 | 0 | 1 | 84 | 0 | 0 | 24 | 0 |
| 1702 Southfield Twp 2 | 3 | 1 | 0 | 39 | 0 | 0 | 0 | 110 | 0 | 0 | 21 | 0 |
| 1703 Southfield Twp 3 | 3 | 1 | 1 | 48 | 0 | 0 | 1 | 94 | 1 | 0 | 28 | 0 |
| 1704 Southfield Twp 4 | 8 | 1 | 2 | 43 | 3 | 0 | 0 | 243 | 0 | 1 | 40 | 0 |
| 1705 Southfield Twp 5 | 5 | 3 | 1 | 51 | 1 | 0 | 0 | 148 | 1 | 2 | 33 | 0 |
| 1706 Southfield Twp 6 | 12 | 4 | 3 | 78 | 1 | 0 | 2 | 289 | 0 | 0 | 72 | 1 |
| 1707 Southfield Twp 7 | 5 | 2 | 3 | 50 | 0 | 0 | 0 | 145 | 0 | 0 | 29 | 0 |
| 1708 Southfield Twp 8 | 2 | 0 | 0 | 30 | 0 | 0 | 0 | 180 | 1 | 2 | 39 | 0 |
| 1709 Southfield Twp 9 | 3 | 0 | 0 | 40 | 2 | 0 | 0 | 123 | 0 | 1 | 37 | 0 |
| 1710 Southfield Twp 10 | 5 | 2 | 1 | 35 | 0 | 0 | 0 | 119 | 0 | 0 | 43 | 0 |
| 2301 Berkley 1 | 1 | 4 | 0 | 67 | 2 | 1 | 0 | 168 | 0 | 2 | 37 | 1 |
| 2302 Berkley 2 | 1 | 2 | 0 | 84 | 0 | 0 | 2 | 158 | 0 | 0 | 49 | 0 |
| 2303 Berkley 3 | 1 | 4 | 2 | 70 | 0 | 0 | 0 | 106 | 0 | 1 | 29 | 0 |
| 2304 Berkley 4 | 4 | 4 | 0 | 63 | 2 | 0 | 1 | 131 | 2 | 0 | 46 | 0 |
| 2305 Berkley 5 | 3 | 2 | 0 | 73 | 0 | 0 | 1 | 107 | 0 | 2 | 28 | 2 |
| 2306 Berkley 6 | 2 | 4 | 0 | 55 | 0 | 0 | 0 | 100 | 0 | 4 | 20 | 1 |

CONGRESSIONAL DISTRICT 9

PRESIDENTIAL PRIMARY ELECTION

TUESDAY, MARCH 8, 2016

OAKLAND COUNTY, MICHIGAN

Republican Party

RUN DATE:03/16/16 03:44 PM

PRESIDENT OF THE UNITED STATES

Vote for not more than 1

| | C C h h B C e a n r | | | C F a i r o l r | | | M H i u k c e k | | | J R K o . a h s o t | | | R S i a c n k t | | |
|-------------------------|---------------------------------|-------------------|-------------------|--------------------------|-------------------|-------------------|--------------------------|-------------------|-------------------|------------------------------|-------------------|-------------------|--------------------------|-------------------|-------------------|
| | J B e u b s | T C e r d u | T C e r d u | T C e r d u | T C e r d u | T C e r d u | T C e r d u | T C e r d u | T C e r d u | T C e r d u | T C e r d u | T C e r d u | T C e r d u | T C e r d u | T C e r d u |
| | h | n | e | z | a | y | e | h | e i | d l | o o | u m | | | |
| 2307 Berkley 7 | 3 | 1 | 0 | 66 | 0 | 0 | 0 | 138 | 0 | 0 | 35 | 2 | | | |
| 2701 Clawson 1 | 4 | 4 | 0 | 107 | 0 | 0 | 1 | 150 | 1 | 3 | 43 | 2 | | | |
| 3101 Ferndale 1 | 3 | 4 | 0 | 47 | 1 | 0 | 0 | 107 | 0 | 1 | 29 | 0 | | | |
| 3102 Ferndale 2 | 2 | 4 | 1 | 22 | 0 | 0 | 1 | 43 | 0 | 0 | 10 | 0 | | | |
| 3103 Ferndale 3 | 2 | 1 | 0 | 39 | 0 | 0 | 0 | 58 | 0 | 2 | 13 | 0 | | | |
| 3104 Ferndale 4 | 0 | 2 | 0 | 31 | 1 | 0 | 1 | 61 | 0 | 1 | 18 | 0 | | | |
| 3105 Ferndale 5 | 1 | 1 | 0 | 41 | 0 | 1 | 1 | 41 | 0 | 3 | 13 | 0 | | | |
| 3106 Ferndale 6 | 1 | 2 | 0 | 42 | 0 | 1 | 2 | 56 | 0 | 0 | 22 | 0 | | | |
| 3107 Ferndale 7 | 1 | 3 | 0 | 34 | 0 | 0 | 0 | 33 | 0 | 2 | 13 | 0 | | | |
| 3108 Ferndale 8 | 0 | 2 | 1 | 10 | 0 | 0 | 0 | 33 | 0 | 3 | 10 | 0 | | | |
| 3109 Ferndale 9 | 3 | 1 | 2 | 25 | 3 | 0 | 0 | 73 | 0 | 0 | 20 | 0 | | | |
| 3201 Hazel Park 1 | 4 | 2 | 2 | 60 | 0 | 0 | 0 | 62 | 0 | 0 | 18 | 0 | | | |
| 3202 Hazel Park 2 | 1 | 2 | 0 | 27 | 0 | 0 | 1 | 26 | 0 | 1 | 6 | 0 | | | |
| 3203 Hazel Park 3 | 0 | 4 | 0 | 44 | 0 | 0 | 0 | 56 | 0 | 1 | 19 | 0 | | | |
| 3204 Hazel Park 4 | 0 | 1 | 0 | 32 | 0 | 0 | 1 | 29 | 0 | 0 | 8 | 1 | | | |
| 3205 Hazel Park 5 | 0 | 4 | 0 | 66 | 0 | 0 | 0 | 60 | 0 | 0 | 17 | 0 | | | |
| 3301 Huntington Woods 1 | 1 | 1 | 0 | 17 | 0 | 0 | 0 | 156 | 0 | 0 | 20 | 0 | | | |
| 3302 Huntington Woods 2 | 1 | 1 | 0 | 31 | 0 | 0 | 0 | 105 | 0 | 1 | 17 | 0 | | | |
| 3303 Huntington Woods 3 | 0 | 0 | 0 | 20 | 0 | 0 | 0 | 132 | 0 | 0 | 15 | 0 | | | |
| 3304 Huntington Woods 4 | 1 | 1 | 1 | 11 | 0 | 0 | 1 | 96 | 0 | 0 | 28 | 1 | | | |
| 3305 Huntington Woods 5 | 0 | 1 | 0 | 21 | 0 | 0 | 0 | 110 | 0 | 0 | 22 | 0 | | | |
| 3701 Madison Heights 1 | 2 | 3 | 0 | 37 | 0 | 1 | 1 | 42 | 0 | 0 | 18 | 1 | | | |
| 3702 Madison Heights 2 | 0 | 3 | 0 | 36 | 0 | 0 | 0 | 40 | 0 | 1 | 14 | 0 | | | |
| 3703 Madison Heights 3 | 4 | 0 | 0 | 27 | 0 | 0 | 0 | 25 | 0 | 0 | 16 | 1 | | | |
| 3704 Madison Heights 4 | 1 | 1 | 0 | 48 | 0 | 0 | 0 | 43 | 0 | 1 | 13 | 0 | | | |
| 3705 Madison Heights 5 | 3 | 2 | 1 | 38 | 1 | 0 | 0 | 54 | 0 | 1 | 14 | 1 | | | |
| 3706 Madison Heights 6 | 1 | 0 | 0 | 3 | 0 | 0 | 1 | 10 | 0 | 0 | 5 | 2 | | | |
| 3707 Madison Heights 7 | 4 | 3 | 0 | 60 | 0 | 0 | 1 | 133 | 0 | 1 | 39 | 2 | | | |
| 3708 Madison Heights 8 | 5 | 4 | 2 | 107 | 0 | 0 | 0 | 125 | 0 | 1 | 44 | 0 | | | |
| 3709 Madison Heights 9 | 1 | 2 | 0 | 94 | 0 | 0 | 0 | 98 | 0 | 3 | 36 | 0 | | | |
| 3710 Madison Heights 10 | 1 | 9 | 0 | 67 | 2 | 0 | 2 | 120 | 0 | 3 | 39 | 0 | | | |
| 3711 Madison Heights 11 | 0 | 4 | 0 | 39 | 0 | 0 | 0 | 51 | 0 | 0 | 22 | 0 | | | |
| 4201 Pleasant Ridge 1 | 2 | 1 | 1 | 29 | 0 | 0 | 0 | 109 | 0 | 0 | 22 | 0 | | | |
| 4202 Pleasant Ridge 2 | 0 | 0 | 0 | 25 | 0 | 0 | 0 | 111 | 0 | 0 | 13 | 1 | | | |
| 4601 Royal Oak 1 | 0 | 2 | 0 | 37 | 1 | 0 | 0 | 141 | 0 | 3 | 33 | 1 | | | |
| 4602 Royal Oak 2 | 1 | 3 | 1 | 67 | 1 | 0 | 3 | 146 | 0 | 0 | 38 | 0 | | | |
| 4603 Royal Oak 3 | 2 | 3 | 0 | 40 | 0 | 0 | 0 | 93 | 0 | 3 | 25 | 0 | | | |
| 4604 Royal Oak 4 | 0 | 2 | 0 | 45 | 0 | 0 | 0 | 113 | 0 | 0 | 24 | 0 | | | |
| 4605 Royal Oak 5 | 0 | 2 | 0 | 40 | 0 | 0 | 0 | 84 | 0 | 0 | 23 | 0 | | | |
| 4606 Royal Oak 6 | 0 | 4 | 1 | 56 | 0 | 0 | 0 | 164 | 0 | 1 | 40 | 0 | | | |
| 4607 Royal Oak 7 | 5 | 6 | 1 | 52 | 1 | 0 | 1 | 75 | 0 | 2 | 24 | 0 | | | |
| 4608 Royal Oak 8 | 4 | 7 | 2 | 104 | 1 | 0 | 1 | 244 | 0 | 0 | 58 | 1 | | | |
| 4609 Royal Oak 9 | 1 | 4 | 1 | 57 | 0 | 0 | 0 | 171 | 0 | 1 | 64 | 1 | | | |
| 4610 Royal Oak 10 | 0 | 7 | 1 | 66 | 0 | 0 | 1 | 144 | 0 | 1 | 38 | 1 | | | |
| 4611 Royal Oak 11 | 2 | 6 | 1 | 51 | 2 | 0 | 0 | 97 | 0 | 2 | 32 | 0 | | | |
| 4612 Royal Oak 12 | 3 | 2 | 1 | 51 | 0 | 0 | 0 | 131 | 0 | 0 | 33 | 0 | | | |
| 4613 Royal Oak 13 | 3 | 4 | 0 | 62 | 0 | 0 | 0 | 153 | 0 | 1 | 56 | 0 | | | |
| 4614 Royal Oak 14 | 5 | 3 | 0 | 64 | 0 | 0 | 0 | 240 | 0 | 3 | 45 | 1 | | | |
| 4615 Royal Oak 15 | 2 | 2 | 0 | 48 | 0 | 0 | 0 | 70 | 0 | 3 | 21 | 0 | | | |

(CONTINUED FROM PREVIOUS PAGE)

CONGRESSIONAL DISTRICT 9

PRESIDENTIAL PRIMARY ELECTION

TUESDAY, MARCH 8, 2016

OAKLAND COUNTY, MICHIGAN

Republican Party

RUN DATE:03/16/16 03:44 PM

PRESIDENT OF THE UNITED STATES

Vote for not more than 1

| | C C h h B C e a n r s s t | | | C F a i r o l r d h y i s a e m z | | | M H i u k c e k o . a h s o t r a c g k e i | | | R S i a c n k t o r u m | | |
|--------------------------------|---|------------------------|------------------------|---|------------------------|------------------------|--|---|---|--|--------------------------|--------------------------|
| | J B e u b s h | J B e u b s h | J B e u b s h | T C e r d u z | T C e r d u z | T C e r d u z | J R K o . a h s o t r a c g k e i | J R K o . a h s o t r a c g k e i | J R K o . a h s o t r a c g k e i | R P a a n u d l | R P a a n u d l | R P a a n u d l |
| (CONTINUED FROM PREVIOUS PAGE) | | | | | | | | | | | | |
| 4616 Royal Oak 16 | 15 | 10 | 0 | 93 | 2 | 0 | 1 | 209 | 0 | 2 | 64 | 0 |
| 4617 Royal Oak 17 | 2 | 5 | 3 | 69 | 2 | 1 | 0 | 164 | 0 | 0 | 34 | 1 |
| 4618 Royal Oak 18 | 1 | 6 | 0 | 50 | 0 | 0 | 1 | 143 | 0 | 3 | 29 | 0 |
| 4619 Royal Oak 19 | 4 | 8 | 0 | 98 | 2 | 0 | 0 | 191 | 0 | 8 | 48 | 0 |
| 4620 Royal Oak 20 | 8 | 7 | 0 | 65 | 0 | 0 | 0 | 165 | 0 | 2 | 49 | 0 |
| 4621 Royal Oak 21 | 4 | 3 | 0 | 50 | 1 | 0 | 2 | 92 | 0 | 1 | 39 | 1 |
| 4622 Royal Oak 22 | 2 | 9 | 3 | 84 | 2 | 0 | 1 | 188 | 0 | 2 | 50 | 1 |
| 4623 Royal Oak 23 | 2 | 2 | 0 | 55 | 0 | 0 | 0 | 121 | 0 | 1 | 34 | 2 |
| 4624 Royal Oak 24 | 3 | 0 | 0 | 28 | 3 | 0 | 0 | 71 | 1 | 1 | 23 | 0 |
| CANDIDATE TOTALS | 337 | 307 | 75 | 4966 | 60 | 7 | 46 | 12580 | 8 | 99 | 3459 | 40 |
| CANDIDATE PERCENT | 1.01 | .92 | .22 | 14.88 | .17 | .02 | .13 | 37.70 | .02 | .29 | 10.36 | .11 |

PRESIDENT OF THE UNITED STATES

Vote for not more than 1

| | U n c o m W R I T E I N | | |
|--------------------|--|--|--|
| | D J T o . r n u a m l p d | D J T o . r n u a m l p d | D J T o . r n u a m l p d |
| 0201 Bloomfield 1 | 94 | 7 | 1 |
| 0202 Bloomfield 2 | 69 | 5 | 0 |
| 0203 Bloomfield 3 | 98 | 16 | 0 |
| 0204 Bloomfield 4 | 124 | 10 | 0 |
| 0205 Bloomfield 5 | 87 | 3 | 1 |
| 0206 Bloomfield 6 | 154 | 15 | 0 |
| 0207 Bloomfield 7 | 54 | 3 | 1 |
| 0208 Bloomfield 8 | 239 | 8 | 2 |
| 0209 Bloomfield 9 | 154 | 6 | 0 |
| 0210 Bloomfield 10 | 142 | 10 | 1 |
| 0211 Bloomfield 11 | 104 | 10 | 0 |
| 0212 Bloomfield 12 | 119 | 9 | 2 |
| 0213 Bloomfield 13 | 104 | 3 | 0 |
| 0214 Bloomfield 14 | 146 | 6 | 0 |
| 0215 Bloomfield 15 | 78 | 8 | 0 |
| 0216 Bloomfield 16 | 86 | 13 | 0 |
| 0217 Bloomfield 17 | 38 | 0 | 0 |
| 0218 Bloomfield 18 | 91 | 6 | 0 |
| 0219 Bloomfield 19 | 125 | 7 | 1 |
| 0220 Bloomfield 20 | 93 | 2 | 0 |
| 0221 Bloomfield 21 | 138 | 6 | 1 |

RUN DATE:03/16/16 03:44 PM

PRESIDENT OF THE UNITED STATES

Vote for not more than 1

U
n
c
o
m
W
R
D J T m I
o . r i T
n u t E
a m t
l p e I
d d N

(CONTINUED FROM PREVIOUS PAGE)

| | | | |
|-------------------------|-----|----|---|
| 0222 Bloomfield 22 | 127 | 7 | 0 |
| 0223 Bloomfield 23 | 123 | 10 | 0 |
| 0224 Bloomfield 24 | 102 | 12 | 0 |
| 0225 Bloomfield 25 | 28 | 3 | 0 |
| 0226 Bloomfield 26 | 91 | 3 | 1 |
| 0227 Bloomfield 27 | 52 | 1 | 0 |
| 0228 Bloomfield 28 | 51 | 2 | 0 |
| 0229 Bloomfield 29 | 121 | 4 | 0 |
| 0230 Bloomfield 30 | 147 | 6 | 1 |
| 0231 Bloomfield 31 | 100 | 13 | 2 |
| 0232 Bloomfield 32 | 99 | 5 | 1 |
| 1701 Southfield Twp 1 | 52 | 4 | 0 |
| 1702 Southfield Twp 2 | 78 | 1 | 0 |
| 1703 Southfield Twp 3 | 55 | 2 | 0 |
| 1704 Southfield Twp 4 | 94 | 6 | 0 |
| 1705 Southfield Twp 5 | 68 | 2 | 0 |
| 1706 Southfield Twp 6 | 147 | 8 | 0 |
| 1707 Southfield Twp 7 | 100 | 2 | 1 |
| 1708 Southfield Twp 8 | 135 | 8 | 0 |
| 1709 Southfield Twp 9 | 86 | 3 | 0 |
| 1710 Southfield Twp 10 | 89 | 5 | 0 |
| 2301 Berkley 1 | 118 | 6 | 0 |
| 2302 Berkley 2 | 130 | 7 | 0 |
| 2303 Berkley 3 | 96 | 6 | 0 |
| 2304 Berkley 4 | 88 | 5 | 0 |
| 2305 Berkley 5 | 105 | 2 | 0 |
| 2306 Berkley 6 | 139 | 2 | 0 |
| 2307 Berkley 7 | 96 | 2 | 1 |
| 2701 Clawson 1 | 188 | 9 | 1 |
| 3101 Ferndale 1 | 97 | 7 | 1 |
| 3102 Ferndale 2 | 82 | 4 | 1 |
| 3103 Ferndale 3 | 50 | 4 | 0 |
| 3104 Ferndale 4 | 73 | 3 | 0 |
| 3105 Ferndale 5 | 51 | 6 | 0 |
| 3106 Ferndale 6 | 98 | 4 | 0 |
| 3107 Ferndale 7 | 56 | 3 | 0 |
| 3108 Ferndale 8 | 42 | 1 | 1 |
| 3109 Ferndale 9 | 56 | 5 | 0 |
| 3201 Hazel Park 1 | 149 | 5 | 0 |
| 3202 Hazel Park 2 | 85 | 1 | 1 |
| 3203 Hazel Park 3 | 142 | 1 | 0 |
| 3204 Hazel Park 4 | 62 | 0 | 0 |
| 3205 Hazel Park 5 | 145 | 6 | 0 |
| 3301 Huntington Woods 1 | 33 | 1 | 0 |
| 3302 Huntington Woods 2 | 57 | 7 | 0 |
| 3303 Huntington Woods 3 | 43 | 6 | 0 |

CONGRESSIONAL DISTRICT 9

PRESIDENTIAL PRIMARY ELECTION
TUESDAY, MARCH 8, 2016
OAKLAND COUNTY, MICHIGAN
Republican Party

RUN DATE:03/16/16 03:44 PM

PRESIDENT OF THE UNITED STATES

Vote for not more than 1

U
n
c
o
m
W
R
D J T m I
o . r i T
n u t E
a m t
l p e
d d I
N

(CONTINUED FROM PREVIOUS PAGE)

| | | | |
|-------------------------|-------|-----|-----|
| 3304 Huntington Woods 4 | 34 | 1 | 0 |
| 3305 Huntington Woods 5 | 30 | 4 | 0 |
| 3701 Madison Heights 1 | 94 | 4 | 0 |
| 3702 Madison Heights 2 | 121 | 7 | 0 |
| 3703 Madison Heights 3 | 100 | 2 | 1 |
| 3704 Madison Heights 4 | 103 | 3 | 0 |
| 3705 Madison Heights 5 | 85 | 6 | 0 |
| 3706 Madison Heights 6 | 37 | 4 | 0 |
| 3707 Madison Heights 7 | 152 | 7 | 0 |
| 3708 Madison Heights 8 | 169 | 8 | 0 |
| 3709 Madison Heights 9 | 187 | 16 | 0 |
| 3710 Madison Heights 10 | 122 | 11 | 0 |
| 3711 Madison Heights 11 | 86 | 3 | 0 |
| 4201 Pleasant Ridge 1 | 48 | 3 | 0 |
| 4202 Pleasant Ridge 2 | 47 | 3 | 0 |
| 4601 Royal Oak 1 | 81 | 6 | 1 |
| 4602 Royal Oak 2 | 123 | 7 | 0 |
| 4603 Royal Oak 3 | 93 | 4 | 0 |
| 4604 Royal Oak 4 | 88 | 4 | 0 |
| 4605 Royal Oak 5 | 55 | 5 | 0 |
| 4606 Royal Oak 6 | 134 | 6 | 0 |
| 4607 Royal Oak 7 | 93 | 9 | 0 |
| 4608 Royal Oak 8 | 150 | 18 | 0 |
| 4609 Royal Oak 9 | 113 | 5 | 1 |
| 4610 Royal Oak 10 | 129 | 5 | 0 |
| 4611 Royal Oak 11 | 81 | 3 | 0 |
| 4612 Royal Oak 12 | 137 | 8 | 0 |
| 4613 Royal Oak 13 | 133 | 11 | 0 |
| 4614 Royal Oak 14 | 108 | 2 | 2 |
| 4615 Royal Oak 15 | 69 | 1 | 0 |
| 4616 Royal Oak 16 | 184 | 12 | 0 |
| 4617 Royal Oak 17 | 114 | 3 | 0 |
| 4618 Royal Oak 18 | 116 | 5 | 0 |
| 4619 Royal Oak 19 | 177 | 9 | 1 |
| 4620 Royal Oak 20 | 134 | 14 | 0 |
| 4621 Royal Oak 21 | 126 | 10 | 0 |
| 4622 Royal Oak 22 | 147 | 9 | 0 |
| 4623 Royal Oak 23 | 110 | 6 | 0 |
| 4624 Royal Oak 24 | 67 | 6 | 0 |
| CANDIDATE TOTALS | 10740 | 613 | 28 |
| CANDIDATE PERCENT | 16.09 | .91 | .04 |

RUN DATE:03/16/16 03:44 PM

PRESIDENT OF THE UNITED STATES

Vote for not more than 1

| | RRF o o u q c e u k n M J O H C e y t a . ' B S m W i l e r M e a m R l i D t a r n i T l n e i l n d i t E a t n l i e t . r o L e e r e I y n a y s d N | | | | | |
|------------------------|---|---|---|-----|----|---|
| 0201 Bloomfield 1 | 106 | 0 | 1 | 46 | 2 | 0 |
| 0202 Bloomfield 2 | 85 | 0 | 1 | 40 | 1 | 0 |
| 0203 Bloomfield 3 | 165 | 0 | 1 | 112 | 3 | 0 |
| 0204 Bloomfield 4 | 109 | 1 | 0 | 119 | 2 | 0 |
| 0205 Bloomfield 5 | 90 | 0 | 2 | 61 | 2 | 0 |
| 0206 Bloomfield 6 | 104 | 0 | 0 | 78 | 5 | 0 |
| 0207 Bloomfield 7 | 88 | 0 | 0 | 44 | 1 | 0 |
| 0208 Bloomfield 8 | 146 | 0 | 0 | 67 | 1 | 1 |
| 0209 Bloomfield 9 | 133 | 0 | 0 | 103 | 6 | 1 |
| 0210 Bloomfield 10 | 200 | 1 | 2 | 128 | 8 | 0 |
| 0211 Bloomfield 11 | 177 | 0 | 1 | 128 | 5 | 0 |
| 0212 Bloomfield 12 | 120 | 0 | 0 | 124 | 5 | 0 |
| 0213 Bloomfield 13 | 84 | 0 | 0 | 72 | 0 | 0 |
| 0214 Bloomfield 14 | 93 | 0 | 0 | 83 | 2 | 0 |
| 0215 Bloomfield 15 | 92 | 0 | 0 | 26 | 2 | 0 |
| 0216 Bloomfield 16 | 134 | 0 | 0 | 69 | 10 | 1 |
| 0217 Bloomfield 17 | 69 | 0 | 0 | 68 | 0 | 0 |
| 0218 Bloomfield 18 | 96 | 0 | 1 | 73 | 5 | 0 |
| 0219 Bloomfield 19 | 124 | 0 | 1 | 63 | 2 | 0 |
| 0220 Bloomfield 20 | 134 | 0 | 0 | 105 | 0 | 0 |
| 0221 Bloomfield 21 | 127 | 1 | 0 | 67 | 5 | 0 |
| 0222 Bloomfield 22 | 168 | 0 | 0 | 89 | 2 | 0 |
| 0223 Bloomfield 23 | 74 | 0 | 0 | 40 | 2 | 0 |
| 0224 Bloomfield 24 | 98 | 0 | 0 | 56 | 2 | 0 |
| 0225 Bloomfield 25 | 87 | 0 | 0 | 63 | 0 | 0 |
| 0226 Bloomfield 26 | 83 | 0 | 0 | 62 | 1 | 0 |
| 0227 Bloomfield 27 | 117 | 0 | 0 | 89 | 0 | 0 |
| 0228 Bloomfield 28 | 41 | 0 | 0 | 32 | 0 | 0 |
| 0229 Bloomfield 29 | 67 | 0 | 0 | 60 | 3 | 0 |
| 0230 Bloomfield 30 | 192 | 0 | 0 | 136 | 5 | 0 |
| 0231 Bloomfield 31 | 66 | 0 | 0 | 17 | 2 | 0 |
| 0232 Bloomfield 32 | 152 | 0 | 0 | 89 | 2 | 0 |
| 1701 Southfield Twp 1 | 94 | 0 | 0 | 103 | 0 | 0 |
| 1702 Southfield Twp 2 | 129 | 0 | 0 | 127 | 3 | 0 |
| 1703 Southfield Twp 3 | 96 | 0 | 0 | 91 | 0 | 0 |
| 1704 Southfield Twp 4 | 134 | 0 | 0 | 95 | 5 | 0 |
| 1705 Southfield Twp 5 | 209 | 0 | 0 | 153 | 4 | 0 |
| 1706 Southfield Twp 6 | 229 | 0 | 2 | 169 | 4 | 0 |
| 1707 Southfield Twp 7 | 109 | 1 | 1 | 100 | 2 | 0 |
| 1708 Southfield Twp 8 | 201 | 0 | 1 | 102 | 1 | 1 |
| 1709 Southfield Twp 9 | 141 | 0 | 0 | 100 | 3 | 0 |
| 1710 Southfield Twp 10 | 141 | 0 | 0 | 69 | 4 | 0 |
| 2301 Berkley 1 | 184 | 1 | 0 | 288 | 4 | 0 |
| 2302 Berkley 2 | 157 | 1 | 0 | 299 | 10 | 0 |
| 2303 Berkley 3 | 154 | 0 | 1 | 262 | 10 | 0 |
| 2304 Berkley 4 | 169 | 1 | 0 | 292 | 9 | 0 |

RUN DATE:03/16/16 03:44 PM

PRESIDENT OF THE UNITED STATES

Vote for not more than 1

R R F U
 o o u n
 q c e c
 u k n M J O o W
 H C e y t a . ' B S m R
 i l e r M e a m I
 l i D t a r n i T
 l n e i l n d t E
 a t n l i e t .
 r o L e e r e I
 y n a y s d N

(CONTINUED FROM PREVIOUS PAGE)

| | | | | | | |
|-------------------------|-----|---|---|-----|----|---|
| 2305 Berkley 5 | 129 | 0 | 0 | 293 | 4 | 0 |
| 2306 Berkley 6 | 177 | 0 | 0 | 287 | 7 | 0 |
| 2307 Berkley 7 | 169 | 0 | 1 | 261 | 4 | 0 |
| 2701 Clawson 1 | 216 | 0 | 2 | 342 | 9 | 1 |
| 3101 Ferndale 1 | 339 | 0 | 0 | 582 | 14 | 0 |
| 3102 Ferndale 2 | 176 | 0 | 0 | 421 | 7 | 0 |
| 3103 Ferndale 3 | 192 | 1 | 1 | 507 | 4 | 1 |
| 3104 Ferndale 4 | 143 | 0 | 0 | 409 | 4 | 0 |
| 3105 Ferndale 5 | 199 | 0 | 2 | 451 | 6 | 0 |
| 3106 Ferndale 6 | 182 | 0 | 0 | 304 | 10 | 0 |
| 3107 Ferndale 7 | 143 | 0 | 2 | 307 | 3 | 0 |
| 3108 Ferndale 8 | 106 | 0 | 1 | 246 | 6 | 0 |
| 3109 Ferndale 9 | 229 | 0 | 0 | 539 | 3 | 0 |
| 3201 Hazel Park 1 | 170 | 0 | 1 | 380 | 3 | 0 |
| 3202 Hazel Park 2 | 115 | 0 | 3 | 229 | 2 | 0 |
| 3203 Hazel Park 3 | 144 | 0 | 1 | 287 | 3 | 1 |
| 3204 Hazel Park 4 | 108 | 1 | 1 | 166 | 3 | 0 |
| 3205 Hazel Park 5 | 179 | 0 | 1 | 280 | 7 | 0 |
| 3301 Huntington Woods 1 | 277 | 0 | 0 | 173 | 3 | 2 |
| 3302 Huntington Woods 2 | 198 | 0 | 0 | 173 | 7 | 0 |
| 3303 Huntington Woods 3 | 178 | 1 | 0 | 229 | 0 | 0 |
| 3304 Huntington Woods 4 | 215 | 0 | 1 | 193 | 10 | 1 |
| 3305 Huntington Woods 5 | 196 | 0 | 1 | 199 | 3 | 0 |
| 3701 Madison Heights 1 | 111 | 0 | 0 | 185 | 6 | 1 |
| 3702 Madison Heights 2 | 135 | 0 | 0 | 193 | 4 | 0 |
| 3703 Madison Heights 3 | 108 | 0 | 0 | 161 | 7 | 1 |
| 3704 Madison Heights 4 | 115 | 0 | 2 | 165 | 5 | 0 |
| 3705 Madison Heights 5 | 116 | 2 | 0 | 151 | 1 | 0 |
| 3706 Madison Heights 6 | 78 | 0 | 1 | 16 | 1 | 0 |
| 3707 Madison Heights 7 | 174 | 0 | 3 | 238 | 8 | 0 |
| 3708 Madison Heights 8 | 206 | 0 | 3 | 289 | 13 | 1 |
| 3709 Madison Heights 9 | 192 | 0 | 0 | 254 | 16 | 0 |
| 3710 Madison Heights 10 | 140 | 1 | 1 | 181 | 15 | 0 |
| 3711 Madison Heights 11 | 205 | 0 | 3 | 220 | 5 | 1 |
| 4201 Pleasant Ridge 1 | 197 | 0 | 0 | 216 | 2 | 0 |
| 4202 Pleasant Ridge 2 | 193 | 0 | 0 | 234 | 4 | 1 |
| 4601 Royal Oak 1 | 225 | 1 | 0 | 276 | 2 | 0 |
| 4602 Royal Oak 2 | 143 | 0 | 1 | 351 | 13 | 0 |
| 4603 Royal Oak 3 | 123 | 0 | 1 | 218 | 4 | 0 |
| 4604 Royal Oak 4 | 147 | 0 | 0 | 276 | 3 | 0 |
| 4605 Royal Oak 5 | 159 | 0 | 0 | 198 | 2 | 0 |
| 4606 Royal Oak 6 | 286 | 0 | 1 | 430 | 6 | 1 |
| 4607 Royal Oak 7 | 180 | 0 | 1 | 245 | 6 | 0 |
| 4608 Royal Oak 8 | 219 | 0 | 1 | 303 | 8 | 0 |
| 4609 Royal Oak 9 | 257 | 1 | 4 | 430 | 10 | 0 |
| 4610 Royal Oak 10 | 162 | 0 | 0 | 286 | 6 | 1 |

CONGRESSIONAL DISTRICT 9

PRESIDENTIAL PRIMARY ELECTION
TUESDAY, MARCH 8, 2016
OAKLAND COUNTY, MICHIGAN
Democratic Party

RUN DATE:03/16/16 03:44 PM

PRESIDENT OF THE UNITED STATES

Vote for not more than 1

R R F U
o o u n
q c e c
u k n M J O o W
H C e y t a . ' B S m R
i l e r M e a m I
l i D t a r n i T
l n e i l n d t E
a t n l i e t .
r o L e e r e I
(CONTINUED FROM PREVIOUS PAGE) y n a y s d N

| | | | | | | |
|-------------------|-------|-----|-----|-------|------|-----|
| 4611 Royal Oak 11 | 140 | 0 | 0 | 260 | 10 | 0 |
| 4612 Royal Oak 12 | 131 | 0 | 0 | 234 | 3 | 0 |
| 4613 Royal Oak 13 | 212 | 0 | 0 | 280 | 6 | 0 |
| 4614 Royal Oak 14 | 166 | 1 | 0 | 190 | 2 | 0 |
| 4615 Royal Oak 15 | 126 | 2 | 0 | 208 | 3 | 0 |
| 4616 Royal Oak 16 | 290 | 1 | 2 | 309 | 8 | 0 |
| 4617 Royal Oak 17 | 162 | 0 | 1 | 278 | 6 | 0 |
| 4618 Royal Oak 18 | 164 | 0 | 0 | 286 | 7 | 0 |
| 4619 Royal Oak 19 | 207 | 0 | 0 | 419 | 13 | 0 |
| 4620 Royal Oak 20 | 194 | 0 | 2 | 266 | 8 | 1 |
| 4621 Royal Oak 21 | 243 | 1 | 1 | 251 | 11 | 3 |
| 4622 Royal Oak 22 | 236 | 0 | 2 | 247 | 4 | 0 |
| 4623 Royal Oak 23 | 167 | 0 | 0 | 226 | 2 | 0 |
| 4624 Royal Oak 24 | 100 | 0 | 0 | 147 | 7 | 1 |
| CANDIDATE TOTALS | 16357 | 20 | 63 | 21034 | 504 | 22 |
| CANDIDATE PERCENT | 43.04 | .05 | .16 | 55.35 | 1.32 | .05 |

PRESIDENTIAL PRIMARY ELECTION
TUESDAY, MARCH 8, 2016
OAKLAND COUNTY, MICHIGAN
STATISTICS

RUN DATE:03/16/16 03:44 PM

BCR BCD
AAE AAE
LSP LSM
LTU LTO
O B O C
T L T R BCN
S I S A AAO
C T LSN
A I LTP
N C O A VTT
SRL AAO T R OUO
TS LST P P S T TRT
E LTA A R A I ENA
R O L R R S ROL
E T T Y Y A N U
D S Y Y N T

| | | | | | | |
|------------------|------|------|-----|-----|----|-------|
| 0401 Commerce 1 | 1594 | 587 | 388 | 199 | 0 | 36.83 |
| 0402 Commerce 2 | 2185 | 746 | 462 | 284 | 0 | 34.14 |
| 0403 Commerce 3 | 2372 | 970 | 512 | 458 | 0 | 40.89 |
| 0404 Commerce 4 | 2305 | 885 | 540 | 345 | 0 | 38.39 |
| 0405 Commerce 5 | 2532 | 932 | 634 | 298 | 0 | 36.81 |
| 0406 Commerce 6 | 1835 | 671 | 403 | 268 | 0 | 36.57 |
| 0407 Commerce 7 | 2195 | 938 | 713 | 225 | 0 | 42.73 |
| 0408 Commerce 8 | 2358 | 962 | 653 | 309 | 0 | 40.80 |
| 0409 Commerce 9 | 2377 | 946 | 672 | 274 | 0 | 39.80 |
| 0410 Commerce 10 | 2052 | 774 | 506 | 268 | 0 | 37.72 |
| 0411 Commerce 11 | 2611 | 916 | 600 | 316 | 0 | 35.08 |
| 0412 Commerce 12 | 1344 | 529 | 315 | 214 | 0 | 39.36 |
| 0413 Commerce 13 | 2224 | 813 | 506 | 307 | 0 | 36.56 |
| 0414 Commerce 14 | 1847 | 481 | 277 | 204 | 0 | 26.04 |
| 0415 Commerce 15 | 1787 | 726 | 495 | 231 | 0 | 40.63 |
| 0601 Highland 1 | 2543 | 1033 | 764 | 269 | 0 | 40.62 |
| 0602 Highland 2 | 2205 | 834 | 569 | 265 | 0 | 37.82 |
| 0603 Highland 3 | 1660 | 491 | 325 | 166 | 0 | 29.58 |
| 0604 Highland 4 | 2254 | 948 | 611 | 337 | 0 | 42.06 |
| 0605 Highland 5 | 1363 | 673 | 486 | 187 | 0 | 49.38 |
| 0606 Highland 6 | 1998 | 823 | 589 | 234 | 0 | 41.19 |
| 0607 Highland 7 | 1259 | 463 | 325 | 138 | 0 | 36.78 |
| 0608 Highland 8 | 1431 | 632 | 399 | 233 | 0 | 44.16 |
| 0901 Lyon 1 | 2101 | 812 | 547 | 265 | 0 | 38.65 |
| 0902 Lyon 2 | 2097 | 802 | 551 | 251 | 0 | 38.25 |
| 0903 Lyon 3 | 2031 | 640 | 425 | 215 | 0 | 31.51 |
| 0904 Lyon 4 | 1913 | 688 | 454 | 234 | 0 | 35.96 |
| 0905 Lyon 5 | 1855 | 840 | 604 | 236 | 0 | 45.28 |
| 0906 Lyon 6 | 2751 | 1108 | 829 | 279 | 0 | 40.28 |
| 1001 Milford 1 | 1746 | 770 | 560 | 210 | 0 | 44.10 |
| 1002 Milford 2 | 1746 | 513 | 352 | 161 | 0 | 29.38 |
| 1003 Milford 3 | 1760 | 799 | 583 | 216 | 0 | 45.40 |
| 1004 Milford 4 | 2763 | 1132 | 805 | 327 | 0 | 40.97 |
| 1005 Milford 5 | 624 | 238 | 130 | 108 | 0 | 38.14 |
| 1006 Milford 6 | 1227 | 559 | 369 | 190 | 0 | 45.56 |
| 1007 Milford 7 | 1927 | 809 | 538 | 271 | 0 | 41.98 |
| 1008 Milford 8 | 1225 | 570 | 363 | 207 | 0 | 46.53 |
| 1101 Novi Twp 1 | 131 | 73 | 47 | 26 | 0 | 55.73 |
| 1901 Waterford 1 | 1891 | 740 | 473 | 256 | 11 | 39.13 |
| 1902 Waterford 2 | 1941 | 802 | 448 | 343 | 11 | 41.32 |
| 1903 Waterford 3 | 1374 | 566 | 349 | 203 | 14 | 41.19 |

PRESIDENTIAL PRIMARY ELECTION
TUESDAY, MARCH 8, 2016
OAKLAND COUNTY, MICHIGAN
STATISTICS

RUN DATE:03/16/16 03:44 PM

BCR BCD
AAE AAE
LSP LSM
LTU LTO
O B O C
T L T R BCN
S I S A AAO
C T LSN
A I LTP
N C O A VTT
SRL AAO T R OUO
TS LST P P S T TRT
E LTA A A I ENA
R O L R R S ROL
E T T A U
D S Y Y N T

(CONTINUED FROM PREVIOUS PAGE)

| | | | | | | |
|-----------------------|------|------|-----|-----|----|-------|
| 1904 Waterford 4 | 2078 | 757 | 414 | 319 | 24 | 36.43 |
| 1905 Waterford 5 | 1933 | 654 | 397 | 245 | 12 | 33.83 |
| 1906 Waterford 6 | 2326 | 853 | 476 | 361 | 16 | 36.67 |
| 1907 Waterford 7 | 1732 | 669 | 464 | 192 | 13 | 38.63 |
| 1908 Waterford 8 | 2100 | 864 | 581 | 270 | 13 | 41.14 |
| 1909 Waterford 9 | 1457 | 605 | 362 | 225 | 18 | 41.52 |
| 1910 Waterford 10 | 1791 | 765 | 494 | 254 | 17 | 42.71 |
| 1911 Waterford 11 | 1806 | 675 | 404 | 241 | 30 | 37.38 |
| 1912 Waterford 12 | 1891 | 812 | 477 | 308 | 27 | 42.94 |
| 1913 Waterford 13 | 1731 | 538 | 244 | 282 | 12 | 31.08 |
| 1914 Waterford 14 | 1424 | 598 | 360 | 216 | 22 | 41.99 |
| 1915 Waterford 15 | 1768 | 612 | 323 | 265 | 24 | 34.62 |
| 1916 Waterford 16 | 1809 | 720 | 451 | 253 | 16 | 39.80 |
| 1917 Waterford 17 | 2424 | 737 | 353 | 370 | 14 | 30.40 |
| 1918 Waterford 18 | 1667 | 653 | 356 | 277 | 20 | 39.17 |
| 1919 Waterford 19 | 1905 | 618 | 291 | 317 | 10 | 32.44 |
| 1920 Waterford 20 | 1844 | 552 | 217 | 323 | 12 | 29.93 |
| 1921 Waterford 21 | 1796 | 664 | 318 | 329 | 17 | 36.97 |
| 1922 Waterford 22 | 2195 | 786 | 430 | 341 | 15 | 35.81 |
| 1923 Waterford 23 | 2106 | 858 | 469 | 362 | 27 | 40.74 |
| 1924 Waterford 24 | 2278 | 865 | 491 | 357 | 17 | 37.97 |
| 1925 Waterford 25 | 2052 | 798 | 419 | 361 | 18 | 38.89 |
| 1926 Waterford 26 | 1923 | 524 | 260 | 255 | 9 | 27.25 |
| 1927 Waterford 27 | 1974 | 731 | 384 | 336 | 11 | 37.03 |
| 1928 Waterford 28 | 1773 | 544 | 275 | 262 | 7 | 30.68 |
| 1929 Waterford 29 | 1618 | 568 | 328 | 227 | 13 | 35.11 |
| 2002 W. Bloomfield 2 | 2238 | 850 | 473 | 377 | 0 | 37.98 |
| 2004 W. Bloomfield 4 | 2256 | 943 | 538 | 405 | 0 | 41.80 |
| 2005 W. Bloomfield 5 | 2117 | 887 | 497 | 390 | 0 | 41.90 |
| 2008 W. Bloomfield 8 | 2302 | 1014 | 611 | 403 | 0 | 44.05 |
| 2014 W. Bloomfield 14 | 1735 | 647 | 382 | 261 | 4 | 37.29 |
| 2025 W. Bloomfield 25 | 2099 | 931 | 534 | 397 | 0 | 44.35 |
| 2101 White Lake 1 | 2185 | 891 | 600 | 291 | 0 | 40.78 |
| 2102 White Lake 2 | 2350 | 910 | 624 | 286 | 0 | 38.72 |
| 2103 White Lake 3 | 1342 | 545 | 399 | 146 | 0 | 40.61 |
| 2104 White Lake 4 | 979 | 391 | 254 | 137 | 0 | 39.94 |
| 2105 White Lake 5 | 2212 | 941 | 602 | 328 | 11 | 42.54 |
| 2106 White Lake 6 | 2694 | 891 | 537 | 351 | 3 | 33.07 |
| 2107 White Lake 7 | 1759 | 707 | 484 | 223 | 0 | 40.19 |
| 2108 White Lake 8 | 2551 | 806 | 511 | 295 | 0 | 31.60 |
| 2109 White Lake 9 | 2066 | 701 | 404 | 297 | 0 | 33.93 |
| 2110 White Lake 10 | 2240 | 617 | 403 | 214 | 0 | 27.54 |

RUN DATE:03/16/16 03:44 PM

BCR BCD
AAE AAE
LSP LSM
LTU LTO
O B O C
T L T R BCN
RV T S I S A AAO
E O O C T LSN
G T T A I LTP
I E A BCT N C O A VTT
S R L AAO T R O U O
T S LST P P S T T R T
E LTA A A I E N A
R O L R R S R O L
E T T T A U
(CONTINUED FROM PREVIOUS PAGE) D S Y Y N T

| | | | | | | |
|-------------------------|------|------|-----|-----|----|-------|
| 2111 White Lake 11 | 2188 | 857 | 601 | 256 | 0 | 39.17 |
| 2112 White Lake 12 | 1302 | 539 | 345 | 192 | 2 | 41.40 |
| 2201 Auburn Hills 1 | 990 | 358 | 190 | 161 | 7 | 36.16 |
| 2202 Auburn Hills 2 | 1507 | 541 | 172 | 369 | 0 | 35.90 |
| 2203 Auburn Hills 3 | 1746 | 575 | 257 | 318 | 0 | 32.93 |
| 2204 Auburn Hills 4 | 1744 | 563 | 247 | 310 | 6 | 32.28 |
| 2205 Auburn Hills 5 | 1319 | 526 | 288 | 238 | 0 | 39.88 |
| 2206 Auburn Hills 6 | 1941 | 902 | 542 | 349 | 11 | 46.47 |
| 2207 Auburn Hills 7 | 1887 | 732 | 235 | 497 | 0 | 38.79 |
| 2208 Auburn Hills 8 | 1632 | 560 | 202 | 351 | 7 | 34.31 |
| 2209 Auburn Hills 9 | 1272 | 423 | 194 | 223 | 6 | 33.25 |
| 2401 Birmingham 1 | 1935 | 911 | 603 | 294 | 14 | 47.08 |
| 2402 Birmingham 2 | 1940 | 966 | 598 | 361 | 7 | 49.79 |
| 2403 Birmingham 3 | 1726 | 790 | 430 | 352 | 8 | 45.77 |
| 2404 Birmingham 4 | 1971 | 1046 | 703 | 320 | 23 | 53.07 |
| 2405 Birmingham 5 | 1855 | 957 | 571 | 378 | 8 | 51.59 |
| 2406 Birmingham 6 | 2125 | 930 | 576 | 343 | 11 | 43.76 |
| 2407 Birmingham 7 | 2205 | 848 | 478 | 360 | 10 | 38.46 |
| 2408 Birmingham 8 | 1754 | 713 | 375 | 330 | 8 | 40.65 |
| 2409 Birmingham 9 | 1465 | 607 | 344 | 256 | 7 | 41.43 |
| 2501 Bloomfield Hills 1 | 1921 | 950 | 715 | 235 | 0 | 49.45 |
| 2502 Bloomfield Hills 2 | 1533 | 711 | 504 | 207 | 0 | 46.38 |
| 2702 Clawson 2 | 1652 | 709 | 326 | 383 | 0 | 42.92 |
| 2703 Clawson 3 | 1589 | 724 | 391 | 333 | 0 | 45.56 |
| 2704 Clawson 4 | 1520 | 616 | 333 | 283 | 0 | 40.53 |
| 2705 Clawson 5 | 1923 | 867 | 456 | 411 | 0 | 45.09 |
| 2801 Farmington 1 | 1033 | 555 | 288 | 267 | 0 | 53.73 |
| 2802 Farmington 2 | 1452 | 675 | 340 | 335 | 0 | 46.49 |
| 2803 Farmington 3 | 1358 | 613 | 262 | 351 | 0 | 45.14 |
| 2804 Farmington 4 | 1258 | 553 | 240 | 313 | 0 | 43.96 |
| 2805 Farmington 5 | 1137 | 561 | 292 | 269 | 0 | 49.34 |
| 2806 Farmington 6 | 1309 | 592 | 288 | 304 | 0 | 45.23 |
| 3501 Lake Angelus 1 | 274 | 180 | 161 | 16 | 3 | 65.69 |
| 3802 Northville 2 | 2611 | 1257 | 779 | 478 | 0 | 48.14 |
| 3901 Novi 1 | 1850 | 872 | 548 | 324 | 0 | 47.14 |
| 3902 Novi 2 | 2326 | 983 | 610 | 373 | 0 | 42.26 |
| 3903 Novi 3 | 1883 | 719 | 332 | 387 | 0 | 38.18 |
| 3904 Novi 4 | 1887 | 807 | 430 | 377 | 0 | 42.77 |
| 3905 Novi 5 | 1533 | 559 | 270 | 289 | 0 | 36.46 |
| 3906 Novi 6 | 1860 | 752 | 418 | 334 | 0 | 40.43 |
| 3907 Novi 7 | 1653 | 564 | 279 | 285 | 0 | 34.12 |
| 3908 Novi 8 | 1617 | 624 | 344 | 280 | 0 | 38.59 |

RUN DATE:03/16/16 03:44 PM

| | BCR | BCD | | | | |
|-------------------------|-------|-------|-------|-------|-------|-------|
| | AAE | AAE | | | | |
| | LSP | LSM | | | | |
| | LTU | LTO | | | | |
| | O | B | O | C | | |
| | T | L | T | R | BCN | |
| RVT | S | I | S | A | AAO | |
| EOO | | C | | T | LSN | |
| GTT | | A | | I | LTP | |
| IEA | BCT | N | | C | O | A |
| SRL | AAO | | | | | VTT |
| TS | LST | P | | P | S | T |
| E | LTA | A | | A | | I |
| R | O | L | R | R | | S |
| E | T | T | T | T | A | U |
| | D | S | Y | Y | N | T |
| | ----- | ----- | ----- | ----- | ----- | ----- |
| 3909 Novi 9 | 2411 | 968 | 498 | 470 | 0 | 40.15 |
| 3910 Novi 10 | 1039 | 685 | 474 | 211 | 0 | 65.93 |
| 3911 Novi 11 | 1699 | 593 | 323 | 270 | 0 | 34.90 |
| 3912 Novi 12 | 2728 | 794 | 281 | 513 | 0 | 29.11 |
| 3913 Novi 13 | 1273 | 406 | 213 | 193 | 0 | 31.89 |
| 3914 Novi 14 | 1396 | 565 | 341 | 224 | 0 | 40.47 |
| 3915 Novi 15 | 1795 | 795 | 521 | 274 | 0 | 44.29 |
| 3916 Novi 16 | 2356 | 903 | 592 | 311 | 0 | 38.33 |
| 3917 Novi 17 | 2179 | 918 | 638 | 280 | 0 | 42.13 |
| 3918 Novi 18 | 2156 | 984 | 668 | 316 | 0 | 45.64 |
| 3919 Novi 19 | 1294 | 458 | 331 | 127 | 0 | 35.39 |
| 3920 Novi 20 | 1325 | 592 | 421 | 171 | 0 | 44.68 |
| 3921 Novi 21 | 1346 | 535 | 389 | 146 | 0 | 39.75 |
| 3922 Novi 22 | 1290 | 395 | 178 | 217 | 0 | 30.62 |
| 4503 Rochester Hills 3 | 1346 | 550 | 333 | 217 | 0 | 40.86 |
| 4506 Rochester Hills 6 | 2136 | 959 | 577 | 382 | 0 | 44.90 |
| 4513 Rochester Hills 13 | 1365 | 512 | 323 | 189 | 0 | 37.51 |
| 4701 South Lyon 1 | 2923 | 1155 | 712 | 443 | 0 | 39.51 |
| 4702 South Lyon 2 | 2120 | 762 | 460 | 302 | 0 | 35.94 |
| 4703 South Lyon 3 | 2064 | 791 | 519 | 272 | 0 | 38.32 |
| 4704 South Lyon 4 | 1518 | 462 | 274 | 188 | 0 | 30.43 |
| 5001 Troy 1 | 1255 | 458 | 289 | 169 | 0 | 36.49 |
| 5002 Troy 2 | 2234 | 952 | 601 | 351 | 0 | 42.61 |
| 5003 Troy 3 | 1928 | 747 | 489 | 258 | 0 | 38.74 |
| 5004 Troy 4 | 2726 | 1090 | 691 | 399 | 0 | 39.99 |
| 5005 Troy 5 | 1476 | 692 | 498 | 194 | 0 | 46.88 |
| 5006 Troy 6 | 495 | 266 | 186 | 80 | 0 | 53.74 |
| 5007 Troy 7 | 1630 | 693 | 483 | 210 | 0 | 42.52 |
| 5008 Troy 8 | 1878 | 832 | 464 | 368 | 0 | 44.30 |
| 5009 Troy 9 | 2202 | 960 | 592 | 368 | 0 | 43.60 |
| 5010 Troy 10 | 1926 | 844 | 524 | 320 | 0 | 43.82 |
| 5011 Troy 11 | 1836 | 883 | 573 | 310 | 0 | 48.09 |
| 5012 Troy 12 | 1393 | 626 | 410 | 216 | 0 | 44.94 |
| 5013 Troy 13 | 2709 | 1215 | 704 | 511 | 0 | 44.85 |
| 5014 Troy 14 | 1972 | 817 | 513 | 304 | 0 | 41.43 |
| 5015 Troy 15 | 1868 | 836 | 514 | 322 | 0 | 44.75 |
| 5016 Troy 16 | 1536 | 656 | 392 | 264 | 0 | 42.71 |
| 5017 Troy 17 | 2156 | 850 | 557 | 293 | 0 | 39.42 |
| 5018 Troy 18 | 1561 | 738 | 523 | 215 | 0 | 47.28 |
| 5019 Troy 19 | 1482 | 765 | 507 | 258 | 0 | 51.62 |
| 5020 Troy 20 | 2128 | 968 | 619 | 349 | 0 | 45.49 |
| 5021 Troy 21 | 1497 | 553 | 310 | 243 | 0 | 36.94 |

(CONTINUED FROM PREVIOUS PAGE)

PRESIDENTIAL PRIMARY ELECTION
TUESDAY, MARCH 8, 2016
OAKLAND COUNTY, MICHIGAN
STATISTICS

RUN DATE:03/16/16 03:44 PM

BCR BCD
AAE AAE
LSP LSM
LTU LTO
O B O C
T L T R BCN
S I S A AAO
C T LSN
A I LTP
N C O A VTT
SRL AAO T R OUO
TS LST P P S T TRT
E LTA A A I ENA
R O L R R S ROL
E T T T A U
D S Y Y N T

(CONTINUED FROM PREVIOUS PAGE)

| | | | | | | |
|--------------------|--------|--------|-------|-------|-----|-------|
| 5022 Troy 22 | 2552 | 1056 | 591 | 465 | 0 | 41.38 |
| 5023 Troy 23 | 2507 | 956 | 555 | 401 | 0 | 38.13 |
| 5024 Troy 24 | 2207 | 857 | 518 | 339 | 0 | 38.83 |
| 5025 Troy 25 | 2509 | 804 | 431 | 373 | 0 | 32.04 |
| 5026 Troy 26 | 2309 | 686 | 343 | 343 | 0 | 29.71 |
| 5027 Troy 27 | 1809 | 552 | 221 | 331 | 0 | 30.51 |
| 5028 Troy 28 | 1871 | 562 | 245 | 317 | 0 | 30.04 |
| 5029 Troy 29 | 2367 | 1104 | 707 | 397 | 0 | 46.64 |
| 5030 Troy 30 | 573 | 230 | 131 | 99 | 0 | 40.14 |
| 5031 Troy 31 | 775 | 313 | 224 | 89 | 0 | 40.39 |
| 5101 Walled Lake 1 | 2664 | 854 | 414 | 440 | 0 | 32.06 |
| 5102 Walled Lake 2 | 2695 | 890 | 492 | 398 | 0 | 33.02 |
| 5201 Wixom 1 | 2425 | 919 | 621 | 298 | 0 | 37.90 |
| 5202 Wixom 2 | 2012 | 835 | 581 | 254 | 0 | 41.50 |
| 5203 Wixom 3 | 3053 | 683 | 228 | 455 | 0 | 22.37 |
| 5204 Wixom 4 | 2343 | 889 | 519 | 370 | 0 | 37.94 |
| CANDIDATE TOTALS | 339961 | 134126 | 80945 | 52555 | 626 | 39.45 |

CONGRESSIONAL DISTRICT 11

PRESIDENTIAL PRIMARY ELECTION
TUESDAY, MARCH 8, 2016
OAKLAND COUNTY, MICHIGAN
Republican Party

RUN DATE:03/16/16 03:44 PM

PRESIDENT OF THE UNITED STATES

Vote for not more than 1

| | | C C | | | M H | | | R S | | |
|----|--|-----|--|--|-------|--|--|-----|--|--|
| | | h h | | | i u | | | i a | | |
| | | r r | | | k c | | | c n | | |
| | | i i | | | e k | | | k t | | |
| | | s s | | | a h s | | | o r | | |
| | | t | | | b n i | | | r a | | |
| | | e | | | e c h | | | g k | | |
| | | z | | | e | | | n u | | |
| | | a | | | e | | | d l | | |
| | | y | | | e | | | o o | | |
| | | m | | | e | | | u | | |
| | | h | | | e | | | h | | |
| | | n | | | e | | | h | | |
| | | e | | | e | | | h | | |
| | | z | | | e | | | h | | |
| | | a | | | e | | | h | | |
| | | y | | | e | | | h | | |
| | | m | | | e | | | h | | |
| | | h | | | e | | | h | | |
| | | n | | | e | | | h | | |
| | | e | | | e | | | h | | |
| | | z | | | e | | | h | | |
| | | a | | | e | | | h | | |
| | | y | | | e | | | h | | |
| | | m | | | e | | | h | | |
| | | h | | | e | | | h | | |
| | | n | | | e | | | h | | |
| | | e | | | e | | | h | | |
| | | z | | | e | | | h | | |
| | | a | | | e | | | h | | |
| | | y | | | e | | | h | | |
| | | m | | | e | | | h | | |
| | | h | | | e | | | h | | |
| | | n | | | e | | | h | | |
| | | e | | | e | | | h | | |
| | | z | | | e | | | h | | |
| | | a | | | e | | | h | | |
| | | y | | | e | | | h | | |
| | | m | | | e | | | h | | |
| | | h | | | e | | | h | | |
| | | n | | | e | | | h | | |
| | | e | | | e | | | h | | |
| | | z | | | e | | | h | | |
| | | a | | | e | | | h | | |
| | | y | | | e | | | h | | |
| | | m | | | e | | | h | | |
| | | h | | | e | | | h | | |
| | | n | | | e | | | h | | |
| | | e | | | e | | | h | | |
| | | z | | | e | | | h | | |
| | | a | | | e | | | h | | |
| | | y | | | e | | | h | | |
| | | m | | | e | | | h | | |
| | | h | | | e | | | h | | |
| | | n | | | e | | | h | | |
| | | e | | | e | | | h | | |
| | | z | | | e | | | h | | |
| | | a | | | e | | | h | | |
| | | y | | | e | | | h | | |
| | | m | | | e | | | h | | |
| | | h | | | e | | | h | | |
| | | n | | | e | | | h | | |
| | | e | | | e | | | h | | |
| | | z | | | e | | | h | | |
| | | a | | | e | | | h | | |
| | | y | | | e | | | h | | |
| | | m | | | e | | | h | | |
| | | h | | | e | | | h | | |
| | | n | | | e | | | h | | |
| | | e | | | e | | | h | | |
| | | z | | | e | | | h | | |
| | | a | | | e | | | h | | |
| | | y | | | e | | | h | | |
| | | m | | | e | | | h | | |
| | | h | | | e | | | h | | |
| | | n | | | e | | | h | | |
| | | e | | | e | | | h | | |
| | | z | | | e | | | h | | |
| | | a | | | e | | | h | | |
| | | y | | | e | | | h | | |
| | | m | | | e | | | h | | |
| | | h | | | e | | | h | | |
| | | n | | | e | | | h | | |
| | | e | | | e | | | h | | |
| | | z | | | e | | | h | | |
| | | a | | | e | | | h | | |
| | | y | | | e | | | h | | |
| | | m | | | e | | | h | | |
| | | h | | | e | | | h | | |
| | | n | | | e | | | h | | |
| | | e | | | e | | | h | | |
| | | z | | | e | | | h | | |
| | | a | | | e | | | h | | |
| | | y | | | e | | | h | | |
| | | m | | | e | | | h | | |
| | | h | | | e | | | h | | |
| | | n | | | e | | | h | | |
| | | e | | | e | | | h | | |
| | | z | | | e | | | h | | |
| | | a | | | e | | | h | | |
| | | y | | | e | | | h | | |
| | | m | | | e | | | h | | |
| | | h | | | e | | | h | | |
| | | n | | | e | | | h | | |
| | | e | | | e | | | h | | |
| | | z | | | e | | | h | | |
| | | a | | | e | | | h | | |
| | | y | | | e | | | h | | |
| | | m | | | e | | | h | | |
| | | h | | | e | | | h | | |
| | | n | | | e | | | h | | |
| | | e | | | e | | | h | | |
| | | z | | | e | | | h | | |
| | | a | | | e | | | h | | |
| | | y | | | e | | | h | | |
| | | m | | | e | | | h | | |
| | | h | | | e | | | h | | |
| | | n | | | e | | | h | | |
| | | e | | | e | | | h | | |
| | | z | | | e | | | h | | |
| | | a | | | e | | | h | | |
| | | y | | | e | | | h | | |
| | | m | | | e | | | h | | |
| | | h | | | e | | | h | | |
| | | n | | | e | | | h | | |
| | | e | | | e | | | h | | |
| | | z | | | e | | | h | | |
| | | a | | | e | | | h | | |
| | | y | | | e | | | h | | |
| | | m | | | e | | | h | | |
| | | h | | | e | | | h | | |
| | | n | | | e | | | h | | |
| | | e | | | e | | | h | | |
| | | z | | | e | | | h | | |
| | | a | | | e | | | h | | |
| | | y | | | e | | | h | | |
| | | m | | | e | | | h | | |
| | | h | | | e | | | h | | |
| | | n | | | e | | | h | | |
| | | e | | | e | | | h | | |
| | | z | | | e | | | h | | |
| | | a | | | e | | | h | | |
| | | y | | | e | | | h | | |
| | | m | | | e | | | h | | |
| | | h | | | e | | | h | | |
| | | n | | | e | | | h | | |
| | | e | | | e | | | h | | |
| | | z | | | e | | | h | | |
| | | a | | | e | | | h | | |
| | | y | | | e | | | h | | |
| | | m | | | e | | | h | | |
| | | h | | | e | | | h | | |
| | | n | | | e | | | h | | |
| | | e | | | e | | | h | | |
| | | z | | | e | | | h | | |
| | | a | | | e | | | h | | |
| | | y | | | e | | | h | | |
| | | m | | | e | | | h | | |
| | | h | | | e | | | h | | |
| | | n | | | e | | | h | | |
| | | e | | | e | | | h | | |
| | | z | | | e | | | h | | |
| | | a | | | e | | | h | | |
| | | y | | | e | | | h | | |
| | | m | | | e | | | h | | |
| | | h | | | e | | | h | | |
| | | n | | | e | | | h | | |
| | | e | | | e | | | h | | |
| | | z | | | e | | | h | | |
| | | a | | | e | | | h | | |
| | | y | | | e | | | h | | |
| | | m | | | e | | | h | | |
| | | h | | | e | | | h | | |
| | | n | | | e | | | h | | |
| | | e | | | e | | | h | | |
| | | z | | | e | | | h | | |
| | | a | | | e | | | h | | |
| | | y | | | e | | | h | | |
| | | m | | | e | | | h | | |
| | | h | | | e | | | h | | |
| | | n | | | e | | | h | | |
| | | e | | | e | | | h | | |
| | | z | | | e | | | h | | |
| | | a | | | e | | | h | | |
| | | y | | | e | | | h | | |
| | | m | | | e | | | h | | |
| | | h | | | e | | | h | | |
| | | n | | | e | | | h | | |
| | | e | | | e | | | h | | |
| | | z | | | e | | | h | | |
| | | a | | | e | | | h | | |
| | | y | | | e | | | h | | |
| | | m | | | e | | | h | | |
| | | h | | | e | | | h | | |
| | | n | | | e | | | h | | |
| | | e | | | e | | | h | | |
| | | z | | | e | | | h | | |
| | | a | | | e | | | h | | |
| | | y | | | e | | | h | | |
| | | m | | | e | | | h | | |
| | | h | | | e | | | h | | |
| | | n | | | e | | | h | | |
| | | e | | | e | | | h | | |
| | | z | | | e | | | h | | |
| | | a | | | e | | | h | | |
| | | y | | | e | | | h | | |
| | | m | | | e | | | h | | |
| | | h | | | e | | | h | | |
| | | n | | | e | | | h | | |
| | | e | | | e | | | h | | |
| | | z | | | e | | | h | | |
| | | a | | | e | | | h | | |
| | | y | | | e | | | h | | |
| | | m | | | e | | | h | | |
| | | h | | | e | | | h | | |
| | | n | | | e | | | h | | |
| | | e | | | e | | | h | | |
| | | z | | | e | | | h | | |
| | | a | | | e | | | h | | |
| | | y | | | e | | | h | | |
| | | m | | | e | | | h | | |
| | | h | | | e | | | h | | |
| | | n | | | e | | | h | | |
| | | e | | | e | | | h | | |
| | | z | | | e | | | h | | |
| | | a | | | e | | | h | | |
| | | y | | | e | | | h | | |
| | | m | | | e | | | h | | |
| | | h | | | e | | | h | | |
| | | n | | | e | | | h | | |
| | | e | | | e | | | h | | |
| | | z | | | e | | | h | | |
| | | a | | | e | | | h | | |
| | | y | | | e | | | h | | |
| | | m | | | e | | | h | | |
| | | h | | | e | | | h | | |
| | | n | | | e | | | h | | |
| | | e | | | e | | | h | | |
| | | z | | | e | | | h | | |
| | | a | | | e | | | h | | |
| | | y | | | e | | | h | | |
| | | m | | | e | | | h | | |
| | | h | | | e | | | h | | |
| | | n | | | e | | | h | | |
| | | e | | | e | | | h | | |
| | | z | | | e | | | h | | |
| | | a | | | e | | | h | | |
| | | y | | | e | | | h | | |
| | | m | | | e | | | h | | |
| | | h | | | e | | | h | | |
| | | n | | | e | | | h | | |
| | | e | | | e | | | h | | |
| | | z | | | e | | | h | | |
| | | a | | | e | | | h | | |
| | | y | | | e | | | h | | |
| | | m | | | e | | | h | | |
| | | h | | | e | | | h | | |
| | | n | | | e | | | h | | |
| | | e | | | e | | | h | | |
| | | z | | | e | | | h | | |
| | | a | | | e | | | h | | |
| | | y | | | e | | | h | | |
| | | m | | | e | | | h | | |
| | | h | | | e | | | h | | |
| | | n | | | e | | | h | | |
| | | e | | | e | | | h | | |
| | | z | | | e | | | h | | |
| | | a | | | e | | | h | | |
| | | y | | | e | | | h | | |
| | | m | | | e | | | h | | |
| | | h | | | e | | | h | | |
| | | n | | | e | | | h | | |
| | | e | | | e | | | h | | |
| | | z | | | e | | | h | | |
| | | a | | | e | | | h | | |
| | | y | | | e | | | h | | |
| | | m | | | e | | | h | | |
| | | h | | | e | | | h | | |
| | | n | | | e | | | h | | |
| | | e | | | e | | | h | | |
| | | z | | | e | | | h | | |
| | | a | | | e | | | h | | |
| | | y | | | e | | | h | | |
| | | m | | | e | | | h | | |
| | | h | | | e | | | h | | |
| | | n | | | e | | | h | | |
| | | e | | | e | | | h | | |
| | | z | | | e | | | h | | |
| | | a | | | e | | | h | | |
| | | y | | | e | | | h | | |
| | | m | | | e | | | h | | |
| | | h | | | e | | | h | | |
| | | n | | | e | | | h | | |
| | | e | | | e | | | h | | |
| | | z | | | e | | | h | | |
| | | a | | | e | | | h | | |
| | | y | | | e | | | h | | |
| | | m | | | e | | | h | | |
| | | h | | | e | | | h | | |
| | | n | | | e | | | h | | |
| | | e | | | e | | | h | | |
| | | z | | | e | | | h | | |
| | | a | | | e | | | h | | |
| | | y | | | e | | | h | | |
| | | m | | | e | | | h | | |
| | | h | | | e | | | h | | |
| | | n | | | e | | | h | | |
| | | e | | | e | | | h | | |
| | | z | | | e | | | h | | |
| | | a | | | e | | | h | | |
| | | y | | | e | | | h | | |
| | | m | | | e | | | h | | |
| | | h | | | e | | | h | | |
| | | n | | | e | | | h | | |
| | | e | | | e | | | h | | |
| | | z | | | e | | | h | | |
| | | a | | | e | | | h | | |
| | | y | | | e | | | h | | |
| | | m | | | e | | | h | | |
| | | h | | | e | | | h | | |
| | | n | | | e | | | h | | |
| | | e | | | e | | | h | | |
| | | z | | | e | | | h | | |
| | | a | | | e | | | h | | |
| | | y | | | e | | | h | | |
| </ | | | | | | | | | | |

RUN DATE:03/16/16 03:44 PM

PRESIDENT OF THE UNITED STATES

Vote for not more than 1

| | JB | BC | CC | TC | CF | LG | MH | JRK | GP | RP | MR | RS | |
|-----------------------|----|----|----|-----|----|----|----|-----|----|----|----|----|---|
| | eu | ea | hh | er | ai | ir | iu | o.a | ea | aa | au | ia | |
| | bs | nr | rr | ss | ro | na | kc | h s | ot | nu | rb | cn | |
| | h | n | i | z | a | y | e | e | h | ei | dl | oo | m |
| 1911 Waterford 11 | 2 | 3 | 2 | 66 | 1 | 1 | 4 | 98 | 0 | 0 | 25 | 0 | |
| 1912 Waterford 12 | 7 | 10 | 1 | 68 | 2 | 0 | 2 | 124 | 0 | 0 | 42 | 0 | |
| 1913 Waterford 13 | 3 | 5 | 1 | 39 | 0 | 0 | 0 | 58 | 0 | 2 | 22 | 0 | |
| 1914 Waterford 14 | 3 | 8 | 0 | 61 | 4 | 0 | 0 | 79 | 0 | 2 | 30 | 3 | |
| 1915 Waterford 15 | 5 | 8 | 1 | 42 | 0 | 0 | 0 | 65 | 0 | 0 | 27 | 1 | |
| 1916 Waterford 16 | 4 | 6 | 0 | 83 | 0 | 0 | 1 | 118 | 0 | 0 | 40 | 1 | |
| 1917 Waterford 17 | 8 | 7 | 0 | 65 | 0 | 0 | 0 | 63 | 1 | 1 | 35 | 1 | |
| 1918 Waterford 18 | 3 | 4 | 0 | 69 | 0 | 0 | 1 | 79 | 0 | 3 | 26 | 1 | |
| 1919 Waterford 19 | 3 | 4 | 0 | 47 | 1 | 0 | 0 | 71 | 0 | 1 | 20 | 0 | |
| 1920 Waterford 20 | 5 | 6 | 0 | 39 | 0 | 0 | 0 | 49 | 0 | 0 | 15 | 1 | |
| 1921 Waterford 21 | 2 | 1 | 0 | 74 | 0 | 0 | 1 | 76 | 1 | 0 | 22 | 1 | |
| 1922 Waterford 22 | 0 | 6 | 1 | 81 | 0 | 0 | 1 | 103 | 0 | 1 | 42 | 1 | |
| 1923 Waterford 23 | 1 | 6 | 0 | 78 | 0 | 0 | 2 | 92 | 0 | 3 | 46 | 0 | |
| 1924 Waterford 24 | 3 | 6 | 0 | 86 | 2 | 0 | 1 | 131 | 0 | 0 | 46 | 0 | |
| 1925 Waterford 25 | 3 | 8 | 1 | 76 | 0 | 0 | 3 | 110 | 0 | 1 | 26 | 0 | |
| 1926 Waterford 26 | 2 | 4 | 0 | 56 | 0 | 0 | 0 | 50 | 0 | 0 | 13 | 0 | |
| 1927 Waterford 27 | 1 | 3 | 0 | 72 | 0 | 0 | 1 | 97 | 0 | 1 | 27 | 0 | |
| 1928 Waterford 28 | 3 | 7 | 0 | 48 | 0 | 0 | 0 | 60 | 0 | 1 | 16 | 1 | |
| 1929 Waterford 29 | 1 | 9 | 1 | 50 | 0 | 0 | 1 | 76 | 0 | 3 | 29 | 2 | |
| 2002 W. Bloomfield 2 | 4 | 8 | 2 | 79 | 0 | 0 | 1 | 138 | 0 | 0 | 37 | 1 | |
| 2004 W. Bloomfield 4 | 3 | 6 | 3 | 69 | 1 | 1 | 0 | 190 | 0 | 0 | 48 | 1 | |
| 2005 W. Bloomfield 5 | 4 | 2 | 2 | 71 | 0 | 0 | 1 | 163 | 0 | 1 | 50 | 0 | |
| 2008 W. Bloomfield 8 | 4 | 3 | 0 | 92 | 0 | 0 | 0 | 241 | 0 | 2 | 72 | 0 | |
| 2014 W. Bloomfield 14 | 4 | 4 | 2 | 73 | 0 | 1 | 0 | 91 | 0 | 0 | 38 | 1 | |
| 2025 W. Bloomfield 25 | 1 | 5 | 2 | 79 | 0 | 0 | 0 | 189 | 0 | 1 | 65 | 0 | |
| 2101 White Lake 1 | 6 | 6 | 4 | 116 | 0 | 0 | 0 | 170 | 1 | 2 | 59 | 1 | |
| 2102 White Lake 2 | 2 | 7 | 5 | 113 | 1 | 0 | 0 | 139 | 1 | 0 | 48 | 1 | |
| 2103 White Lake 3 | 6 | 10 | 2 | 72 | 0 | 0 | 1 | 106 | 0 | 2 | 40 | 0 | |
| 2104 White Lake 4 | 2 | 1 | 0 | 58 | 0 | 0 | 1 | 56 | 0 | 0 | 17 | 0 | |
| 2105 White Lake 5 | 4 | 10 | 2 | 122 | 0 | 0 | 1 | 142 | 0 | 2 | 54 | 0 | |
| 2106 White Lake 6 | 5 | 7 | 1 | 96 | 0 | 0 | 2 | 103 | 0 | 1 | 42 | 0 | |
| 2107 White Lake 7 | 3 | 13 | 0 | 98 | 0 | 0 | 1 | 113 | 0 | 3 | 46 | 1 | |
| 2108 White Lake 8 | 2 | 8 | 5 | 87 | 0 | 0 | 0 | 106 | 0 | 3 | 33 | 0 | |
| 2109 White Lake 9 | 1 | 5 | 0 | 60 | 0 | 0 | 1 | 104 | 1 | 0 | 38 | 0 | |
| 2110 White Lake 10 | 1 | 3 | 0 | 68 | 1 | 0 | 1 | 93 | 1 | 2 | 33 | 0 | |
| 2111 White Lake 11 | 6 | 7 | 1 | 109 | 0 | 0 | 0 | 137 | 0 | 3 | 36 | 0 | |
| 2112 White Lake 12 | 12 | 4 | 0 | 59 | 1 | 0 | 0 | 96 | 0 | 3 | 33 | 1 | |
| 2201 Auburn Hills 1 | 1 | 6 | 0 | 61 | 0 | 0 | 0 | 37 | 0 | 1 | 14 | 0 | |
| 2202 Auburn Hills 2 | 1 | 5 | 0 | 41 | 0 | 0 | 1 | 40 | 0 | 0 | 21 | 0 | |
| 2203 Auburn Hills 3 | 0 | 2 | 0 | 51 | 1 | 0 | 1 | 63 | 0 | 2 | 20 | 0 | |
| 2204 Auburn Hills 4 | 1 | 1 | 1 | 65 | 1 | 0 | 0 | 44 | 0 | 4 | 25 | 0 | |
| 2205 Auburn Hills 5 | 1 | 10 | 0 | 52 | 1 | 0 | 0 | 81 | 1 | 1 | 29 | 0 | |
| 2206 Auburn Hills 6 | 3 | 14 | 0 | 89 | 0 | 0 | 0 | 172 | 2 | 1 | 71 | 0 | |
| 2207 Auburn Hills 7 | 5 | 7 | 0 | 63 | 1 | 0 | 0 | 43 | 0 | 1 | 25 | 0 | |
| 2208 Auburn Hills 8 | 3 | 3 | 0 | 62 | 0 | 0 | 0 | 44 | 0 | 0 | 20 | 0 | |
| 2209 Auburn Hills 9 | 1 | 3 | 0 | 32 | 0 | 0 | 0 | 63 | 0 | 2 | 18 | 0 | |
| 2401 Birmingham 1 | 4 | 4 | 1 | 37 | 0 | 0 | 1 | 253 | 0 | 0 | 85 | 0 | |
| 2402 Birmingham 2 | 6 | 3 | 0 | 48 | 1 | 0 | 1 | 333 | 0 | 2 | 61 | 0 | |
| 2403 Birmingham 3 | 4 | 2 | 1 | 66 | 0 | 0 | 1 | 180 | 1 | 0 | 34 | 0 | |

(CONTINUED FROM PREVIOUS PAGE)

CONGRESSIONAL DISTRICT 11

PRESIDENTIAL PRIMARY ELECTION
TUESDAY, MARCH 8, 2016
OAKLAND COUNTY, MICHIGAN
Republican Party

RUN DATE:03/16/16 03:44 PM

PRESIDENT OF THE UNITED STATES

Vote for not more than 1

| | C C | | | C F | | | M H | | | R S | | |
|-----|-----|---|-----|-----|---|---|-----|---|---|-----|---|--|
| | h h | | | a i | | | i u | | | i a | | |
| | r r | | | r o | | | k c | | | c n | | |
| | e a | | | l r | | | a h | | | a u | | |
| | s s | | | y i | | | b n | | | r b | | |
| J B | t | | | s a | | | e c | | | o o | | |
| e u | e | | | e | | | h | | | d l | | |
| b s | h | | | n | | | e | | | m | | |
| | h | | | n | | | e | | | m | | |
| 6 | 2 | 1 | 42 | 0 | 0 | 1 | 366 | 0 | 0 | 85 | 0 | |
| 5 | 2 | 0 | 60 | 0 | 0 | 0 | 287 | 0 | 0 | 55 | 0 | |
| 7 | 4 | 0 | 46 | 1 | 0 | 0 | 261 | 0 | 2 | 73 | 0 | |
| 4 | 1 | 1 | 51 | 0 | 0 | 1 | 210 | 0 | 1 | 44 | 0 | |
| 5 | 6 | 0 | 44 | 1 | 0 | 0 | 137 | 0 | 0 | 44 | 0 | |
| 5 | 3 | 0 | 58 | 0 | 0 | 0 | 127 | 0 | 1 | 38 | 0 | |
| 3 | 4 | 2 | 86 | 1 | 0 | 3 | 265 | 0 | 1 | 89 | 0 | |
| 7 | 1 | 2 | 29 | 0 | 0 | 0 | 226 | 1 | 0 | 65 | 0 | |
| 2 | 7 | 0 | 61 | 0 | 0 | 0 | 105 | 0 | 0 | 33 | 0 | |
| 0 | 4 | 1 | 57 | 0 | 0 | 1 | 134 | 0 | 0 | 43 | 1 | |
| 2 | 5 | 1 | 61 | 0 | 0 | 0 | 101 | 0 | 1 | 33 | 0 | |
| 1 | 10 | 1 | 77 | 1 | 0 | 0 | 116 | 1 | 1 | 45 | 2 | |
| 0 | 5 | 1 | 45 | 1 | 0 | 0 | 102 | 0 | 1 | 33 | 1 | |
| 0 | 9 | 0 | 69 | 0 | 0 | 1 | 111 | 1 | 1 | 31 | 1 | |
| 3 | 2 | 0 | 56 | 2 | 0 | 0 | 91 | 0 | 1 | 25 | 0 | |
| 0 | 2 | 1 | 50 | 0 | 0 | 0 | 90 | 0 | 0 | 28 | 0 | |
| 0 | 6 | 1 | 57 | 0 | 0 | 1 | 108 | 0 | 0 | 25 | 0 | |
| 7 | 2 | 0 | 58 | 0 | 0 | 1 | 106 | 0 | 1 | 41 | 0 | |
| 3 | 0 | 2 | 20 | 0 | 0 | 0 | 59 | 1 | 0 | 15 | 1 | |
| 6 | 10 | 4 | 142 | 2 | 0 | 1 | 294 | 0 | 1 | 69 | 1 | |
| 5 | 2 | 0 | 96 | 0 | 0 | 0 | 202 | 0 | 1 | 47 | 0 | |
| 6 | 3 | 1 | 92 | 1 | 0 | 0 | 238 | 0 | 2 | 66 | 0 | |
| 2 | 5 | 0 | 75 | 0 | 0 | 1 | 93 | 0 | 0 | 31 | 0 | |
| 4 | 4 | 2 | 57 | 0 | 1 | 0 | 148 | 0 | 0 | 51 | 0 | |
| 0 | 2 | 2 | 50 | 0 | 0 | 0 | 101 | 0 | 0 | 10 | 2 | |
| 9 | 10 | 0 | 70 | 0 | 0 | 0 | 131 | 0 | 2 | 45 | 0 | |
| 1 | 6 | 1 | 44 | 0 | 0 | 0 | 78 | 0 | 0 | 24 | 0 | |
| 4 | 5 | 2 | 61 | 0 | 0 | 1 | 113 | 1 | 0 | 37 | 0 | |
| 2 | 5 | 0 | 73 | 0 | 0 | 0 | 159 | 0 | 0 | 49 | 1 | |
| 11 | 10 | 3 | 51 | 1 | 1 | 1 | 226 | 0 | 0 | 42 | 1 | |
| 1 | 2 | 0 | 52 | 0 | 0 | 1 | 111 | 0 | 0 | 17 | 0 | |
| 2 | 1 | 0 | 57 | 0 | 0 | 0 | 74 | 0 | 1 | 40 | 1 | |
| 1 | 1 | 0 | 40 | 0 | 0 | 1 | 65 | 0 | 1 | 13 | 0 | |
| 2 | 2 | 0 | 47 | 0 | 0 | 0 | 156 | 0 | 0 | 23 | 0 | |
| 2 | 3 | 2 | 92 | 0 | 0 | 0 | 209 | 0 | 1 | 51 | 0 | |
| 3 | 8 | 0 | 101 | 0 | 0 | 0 | 243 | 0 | 1 | 66 | 2 | |
| 0 | 1 | 2 | 138 | 1 | 0 | 0 | 297 | 0 | 0 | 64 | 1 | |
| 1 | 7 | 3 | 96 | 1 | 0 | 1 | 264 | 0 | 0 | 52 | 1 | |
| 0 | 0 | 0 | 52 | 0 | 0 | 0 | 121 | 0 | 1 | 20 | 0 | |
| 3 | 2 | 0 | 74 | 0 | 0 | 1 | 164 | 0 | 0 | 38 | 0 | |
| 1 | 1 | 0 | 54 | 0 | 0 | 0 | 154 | 0 | 1 | 40 | 0 | |
| 5 | 2 | 1 | 48 | 0 | 0 | 0 | 52 | 0 | 0 | 17 | 0 | |
| 2 | 3 | 2 | 62 | 0 | 0 | 2 | 96 | 0 | 0 | 30 | 0 | |
| 13 | 10 | 2 | 92 | 0 | 1 | 0 | 141 | 0 | 3 | 47 | 0 | |
| 2 | 1 | 0 | 61 | 0 | 0 | 1 | 99 | 1 | 2 | 26 | 0 | |
| 5 | 18 | 5 | 126 | 0 | 0 | 0 | 200 | 0 | 2 | 70 | 0 | |
| 3 | 12 | 2 | 114 | 0 | 1 | 0 | 126 | 1 | 2 | 42 | 0 | |
| 5 | 4 | 1 | 112 | 1 | 0 | 0 | 168 | 1 | 0 | 42 | 0 | |
| 0 | 2 | 0 | 68 | 0 | 0 | 0 | 86 | 0 | 0 | 26 | 0 | |

CONGRESSIONAL DISTRICT 11

PRESIDENTIAL PRIMARY ELECTION

TUESDAY, MARCH 8, 2016

OAKLAND COUNTY, MICHIGAN

Republican Party

RUN DATE:03/16/16 03:44 PM

PRESIDENT OF THE UNITED STATES

Vote for not more than 1

| | C C | | | M H | | | R S | | | | | |
|--------------------|-------|------|-----|-------|-----|-----|-------|-------|-----|-----|------|-----|
| | h h | | | i u | | | i a | | | | | |
| | r r | | | k c | | | c n | | | | | |
| | i i | | | e k | | | k t | | | | | |
| | J B | | | T C | | | R P | | | | | |
| | e u | | | e r | | | a a | | | | | |
| | b s | | | d u | | | n u | | | | | |
| | h | | | z | | | d l | | | | | |
| | n | | | a | | | o o | | | | | |
| | e | | | y | | | e i | | | | | |
| | ----- | | | ----- | | | ----- | | | | | |
| 5001 Troy 1 | 0 | 2 | 1 | 53 | 0 | 0 | 1 | 82 | 0 | 1 | 27 | 2 |
| 5002 Troy 2 | 5 | 9 | 2 | 108 | 1 | 1 | 0 | 190 | 0 | 1 | 59 | 0 |
| 5003 Troy 3 | 2 | 3 | 2 | 97 | 0 | 0 | 1 | 148 | 0 | 1 | 40 | 0 |
| 5004 Troy 4 | 0 | 3 | 0 | 110 | 0 | 0 | 0 | 238 | 0 | 2 | 74 | 0 |
| 5005 Troy 5 | 5 | 4 | 1 | 64 | 0 | 0 | 0 | 187 | 2 | 0 | 45 | 0 |
| 5006 Troy 6 | 2 | 2 | 1 | 27 | 0 | 0 | 0 | 65 | 0 | 1 | 15 | 0 |
| 5007 Troy 7 | 6 | 5 | 5 | 48 | 3 | 0 | 0 | 221 | 1 | 1 | 46 | 0 |
| 5008 Troy 8 | 3 | 6 | 1 | 51 | 2 | 0 | 0 | 190 | 0 | 0 | 55 | 2 |
| 5009 Troy 9 | 5 | 5 | 1 | 130 | 1 | 0 | 0 | 183 | 1 | 0 | 57 | 1 |
| 5010 Troy 10 | 3 | 5 | 0 | 104 | 1 | 0 | 0 | 185 | 0 | 0 | 48 | 0 |
| 5011 Troy 11 | 5 | 5 | 2 | 98 | 0 | 0 | 0 | 181 | 0 | 0 | 75 | 0 |
| 5012 Troy 12 | 4 | 5 | 3 | 77 | 0 | 0 | 0 | 165 | 0 | 0 | 34 | 1 |
| 5013 Troy 13 | 3 | 10 | 0 | 173 | 0 | 0 | 0 | 217 | 0 | 0 | 72 | 0 |
| 5014 Troy 14 | 2 | 6 | 2 | 109 | 2 | 0 | 1 | 175 | 0 | 1 | 50 | 0 |
| 5015 Troy 15 | 0 | 3 | 0 | 94 | 1 | 0 | 0 | 177 | 0 | 0 | 68 | 0 |
| 5016 Troy 16 | 5 | 2 | 0 | 61 | 1 | 0 | 2 | 139 | 0 | 0 | 39 | 0 |
| 5017 Troy 17 | 7 | 9 | 1 | 76 | 0 | 0 | 0 | 214 | 0 | 1 | 59 | 0 |
| 5018 Troy 18 | 1 | 3 | 0 | 81 | 0 | 0 | 0 | 214 | 0 | 0 | 47 | 1 |
| 5019 Troy 19 | 1 | 5 | 2 | 79 | 1 | 0 | 0 | 213 | 0 | 1 | 64 | 0 |
| 5020 Troy 20 | 9 | 5 | 2 | 101 | 1 | 0 | 1 | 212 | 0 | 0 | 53 | 1 |
| 5021 Troy 21 | 0 | 2 | 1 | 71 | 0 | 0 | 0 | 96 | 1 | 0 | 27 | 0 |
| 5022 Troy 22 | 5 | 3 | 0 | 100 | 2 | 0 | 1 | 212 | 0 | 3 | 61 | 1 |
| 5023 Troy 23 | 4 | 6 | 1 | 117 | 0 | 0 | 0 | 150 | 0 | 0 | 45 | 1 |
| 5024 Troy 24 | 3 | 4 | 3 | 122 | 0 | 0 | 0 | 130 | 0 | 0 | 41 | 0 |
| 5025 Troy 25 | 4 | 6 | 3 | 100 | 0 | 1 | 1 | 101 | 1 | 0 | 48 | 2 |
| 5026 Troy 26 | 2 | 9 | 0 | 52 | 0 | 1 | 0 | 79 | 0 | 3 | 32 | 0 |
| 5027 Troy 27 | 2 | 5 | 1 | 49 | 0 | 0 | 1 | 45 | 0 | 1 | 18 | 0 |
| 5028 Troy 28 | 3 | 2 | 0 | 37 | 1 | 0 | 1 | 85 | 0 | 0 | 19 | 0 |
| 5029 Troy 29 | 5 | 4 | 4 | 98 | 0 | 0 | 0 | 318 | 0 | 1 | 69 | 0 |
| 5030 Troy 30 | 0 | 2 | 0 | 23 | 0 | 0 | 0 | 35 | 0 | 2 | 16 | 0 |
| 5031 Troy 31 | 3 | 0 | 0 | 34 | 0 | 0 | 0 | 84 | 0 | 2 | 22 | 0 |
| 5101 Walled Lake 1 | 3 | 7 | 0 | 90 | 0 | 0 | 0 | 108 | 0 | 2 | 36 | 1 |
| 5102 Walled Lake 2 | 2 | 7 | 0 | 94 | 1 | 0 | 2 | 113 | 0 | 2 | 36 | 0 |
| 5201 Wixom 1 | 3 | 10 | 2 | 135 | 1 | 0 | 0 | 194 | 0 | 1 | 48 | 0 |
| 5202 Wixom 2 | 4 | 2 | 0 | 127 | 0 | 0 | 1 | 191 | 1 | 2 | 42 | 2 |
| 5203 Wixom 3 | 2 | 8 | 1 | 47 | 0 | 0 | 1 | 35 | 0 | 0 | 19 | 0 |
| 5204 Wixom 4 | 4 | 11 | 2 | 110 | 1 | 0 | 0 | 140 | 0 | 0 | 65 | 1 |
| CANDIDATE TOTALS | 567 | 940 | 182 | 14489 | 74 | 15 | 93 | 25006 | 35 | 182 | 7430 | 78 |
| CANDIDATE PERCENT | .70 | 1.16 | .22 | 17.91 | .09 | .01 | .11 | 30.92 | .04 | .22 | 9.18 | .09 |

CONGRESSIONAL DISTRICT 11

PRESIDENTIAL PRIMARY ELECTION
TUESDAY, MARCH 8, 2016
OAKLAND COUNTY, MICHIGAN
Republican Party

RUN DATE:03/16/16 03:44 PM

PRESIDENT OF THE UNITED STATES

Vote for not more than 1

| | U n c o m m i t e d | W R I T E I N | |
|------------------|--|---------------------------------|---|
| 0401 Commerce 1 | 176 | 4 | 0 |
| 0402 Commerce 2 | 213 | 5 | 0 |
| 0403 Commerce 3 | 221 | 14 | 0 |
| 0404 Commerce 4 | 214 | 4 | 1 |
| 0405 Commerce 5 | 250 | 13 | 0 |
| 0406 Commerce 6 | 175 | 4 | 0 |
| 0407 Commerce 7 | 256 | 7 | 0 |
| 0408 Commerce 8 | 248 | 10 | 0 |
| 0409 Commerce 9 | 245 | 3 | 0 |
| 0410 Commerce 10 | 213 | 3 | 0 |
| 0411 Commerce 11 | 228 | 8 | 0 |
| 0412 Commerce 12 | 143 | 5 | 0 |
| 0413 Commerce 13 | 175 | 4 | 1 |
| 0414 Commerce 14 | 124 | 8 | 0 |
| 0415 Commerce 15 | 189 | 11 | 1 |
| 0601 Highland 1 | 318 | 9 | 0 |
| 0602 Highland 2 | 294 | 15 | 0 |
| 0603 Highland 3 | 143 | 10 | 0 |
| 0604 Highland 4 | 245 | 12 | 0 |
| 0605 Highland 5 | 191 | 8 | 0 |
| 0606 Highland 6 | 255 | 6 | 0 |
| 0607 Highland 7 | 163 | 5 | 1 |
| 0608 Highland 8 | 147 | 5 | 2 |
| 0901 Lyon 1 | 234 | 8 | 0 |
| 0902 Lyon 2 | 181 | 3 | 0 |
| 0903 Lyon 3 | 160 | 6 | 1 |
| 0904 Lyon 4 | 161 | 15 | 0 |
| 0905 Lyon 5 | 241 | 8 | 0 |
| 0906 Lyon 6 | 310 | 12 | 1 |
| 1001 Milford 1 | 240 | 6 | 1 |
| 1002 Milford 2 | 136 | 7 | 0 |
| 1003 Milford 3 | 236 | 7 | 0 |
| 1004 Milford 4 | 320 | 11 | 0 |
| 1005 Milford 5 | 50 | 7 | 0 |
| 1006 Milford 6 | 133 | 10 | 0 |
| 1007 Milford 7 | 191 | 11 | 0 |
| 1008 Milford 8 | 117 | 9 | 1 |
| 1101 Novi Twp 1 | 11 | 0 | 0 |
| 1901 Waterford 1 | 202 | 15 | 0 |
| 1902 Waterford 2 | 189 | 19 | 0 |
| 1903 Waterford 3 | 156 | 3 | 0 |
| 1904 Waterford 4 | 172 | 9 | 1 |
| 1905 Waterford 5 | 192 | 5 | 0 |
| 1906 Waterford 6 | 182 | 17 | 0 |
| 1907 Waterford 7 | 168 | 19 | 0 |
| 1908 Waterford 8 | 231 | 13 | 0 |

RUN DATE:03/16/16 03:44 PM

PRESIDENT OF THE UNITED STATES

Vote for not more than 1

U
n
c
o
m
W
R
D J T m I
o . r i T
n u t E
a m t
l p e
d d I
N

(CONTINUED FROM PREVIOUS PAGE)

| | | | |
|-----------------------|-----|----|---|
| 1909 Waterford 9 | 155 | 9 | 0 |
| 1910 Waterford 10 | 190 | 13 | 0 |
| 1911 Waterford 11 | 183 | 17 | 0 |
| 1912 Waterford 12 | 202 | 18 | 0 |
| 1913 Waterford 13 | 105 | 9 | 0 |
| 1914 Waterford 14 | 157 | 13 | 0 |
| 1915 Waterford 15 | 162 | 10 | 0 |
| 1916 Waterford 16 | 188 | 10 | 0 |
| 1917 Waterford 17 | 162 | 9 | 0 |
| 1918 Waterford 18 | 162 | 8 | 0 |
| 1919 Waterford 19 | 137 | 6 | 0 |
| 1920 Waterford 20 | 93 | 7 | 0 |
| 1921 Waterford 21 | 131 | 7 | 1 |
| 1922 Waterford 22 | 190 | 4 | 0 |
| 1923 Waterford 23 | 230 | 10 | 0 |
| 1924 Waterford 24 | 211 | 3 | 0 |
| 1925 Waterford 25 | 185 | 6 | 0 |
| 1926 Waterford 26 | 127 | 6 | 0 |
| 1927 Waterford 27 | 177 | 4 | 0 |
| 1928 Waterford 28 | 135 | 3 | 0 |
| 1929 Waterford 29 | 148 | 7 | 0 |
| 2002 W. Bloomfield 2 | 192 | 9 | 0 |
| 2004 W. Bloomfield 4 | 211 | 5 | 0 |
| 2005 W. Bloomfield 5 | 195 | 6 | 2 |
| 2008 W. Bloomfield 8 | 189 | 8 | 0 |
| 2014 W. Bloomfield 14 | 159 | 9 | 0 |
| 2025 W. Bloomfield 25 | 184 | 8 | 0 |
| 2101 White Lake 1 | 230 | 4 | 0 |
| 2102 White Lake 2 | 297 | 9 | 0 |
| 2103 White Lake 3 | 158 | 1 | 1 |
| 2104 White Lake 4 | 114 | 5 | 0 |
| 2105 White Lake 5 | 246 | 18 | 1 |
| 2106 White Lake 6 | 265 | 15 | 0 |
| 2107 White Lake 7 | 199 | 7 | 0 |
| 2108 White Lake 8 | 262 | 5 | 0 |
| 2109 White Lake 9 | 186 | 8 | 0 |
| 2110 White Lake 10 | 193 | 5 | 2 |
| 2111 White Lake 11 | 291 | 9 | 0 |
| 2112 White Lake 12 | 126 | 10 | 0 |
| 2201 Auburn Hills 1 | 64 | 6 | 0 |
| 2202 Auburn Hills 2 | 59 | 4 | 0 |
| 2203 Auburn Hills 3 | 111 | 6 | 0 |
| 2204 Auburn Hills 4 | 100 | 4 | 1 |
| 2205 Auburn Hills 5 | 104 | 7 | 1 |
| 2206 Auburn Hills 6 | 183 | 6 | 0 |
| 2207 Auburn Hills 7 | 85 | 4 | 0 |

CONGRESSIONAL DISTRICT 11

PRESIDENTIAL PRIMARY ELECTION
TUESDAY, MARCH 8, 2016
OAKLAND COUNTY, MICHIGAN
Republican Party

RUN DATE:03/16/16 03:44 PM

PRESIDENT OF THE UNITED STATES

Vote for not more than 1

U
n
c
o
m
W
R
D J T m I
o . r i T
n u t E
a m t
l p e
d d I
N

(CONTINUED FROM PREVIOUS PAGE)

| | | | |
|-------------------------|-----|----|---|
| 2208 Auburn Hills 8 | 65 | 4 | 0 |
| 2209 Auburn Hills 9 | 71 | 4 | 0 |
| 2401 Birmingham 1 | 211 | 4 | 2 |
| 2402 Birmingham 2 | 136 | 7 | 0 |
| 2403 Birmingham 3 | 131 | 9 | 1 |
| 2404 Birmingham 4 | 186 | 13 | 1 |
| 2405 Birmingham 5 | 149 | 13 | 0 |
| 2406 Birmingham 6 | 168 | 13 | 1 |
| 2407 Birmingham 7 | 158 | 4 | 0 |
| 2408 Birmingham 8 | 128 | 9 | 0 |
| 2409 Birmingham 9 | 107 | 5 | 0 |
| 2501 Bloomfield Hills 1 | 251 | 10 | 0 |
| 2502 Bloomfield Hills 2 | 167 | 6 | 0 |
| 2702 Clawson 2 | 108 | 9 | 1 |
| 2703 Clawson 3 | 143 | 6 | 0 |
| 2704 Clawson 4 | 126 | 3 | 0 |
| 2705 Clawson 5 | 181 | 20 | 0 |
| 2801 Farmington 1 | 88 | 11 | 0 |
| 2802 Farmington 2 | 103 | 13 | 0 |
| 2803 Farmington 3 | 80 | 2 | 0 |
| 2804 Farmington 4 | 62 | 6 | 1 |
| 2805 Farmington 5 | 88 | 6 | 0 |
| 2806 Farmington 6 | 69 | 3 | 0 |
| 3501 Lake Angelus 1 | 56 | 4 | 0 |
| 3802 Northville 2 | 235 | 12 | 1 |
| 3901 Novi 1 | 191 | 4 | 0 |
| 3902 Novi 2 | 189 | 11 | 0 |
| 3903 Novi 3 | 118 | 7 | 0 |
| 3904 Novi 4 | 150 | 13 | 0 |
| 3905 Novi 5 | 98 | 5 | 0 |
| 3906 Novi 6 | 137 | 13 | 1 |
| 3907 Novi 7 | 115 | 9 | 1 |
| 3908 Novi 8 | 110 | 10 | 0 |
| 3909 Novi 9 | 189 | 18 | 2 |
| 3910 Novi 10 | 92 | 31 | 3 |
| 3911 Novi 11 | 136 | 3 | 0 |
| 3912 Novi 12 | 101 | 4 | 0 |
| 3913 Novi 13 | 88 | 3 | 0 |
| 3914 Novi 14 | 104 | 7 | 0 |
| 3915 Novi 15 | 154 | 7 | 0 |
| 3916 Novi 16 | 165 | 3 | 0 |
| 3917 Novi 17 | 133 | 1 | 0 |
| 3918 Novi 18 | 229 | 12 | 0 |
| 3919 Novi 19 | 135 | 2 | 0 |
| 3920 Novi 20 | 132 | 7 | 0 |
| 3921 Novi 21 | 135 | 2 | 0 |

CONGRESSIONAL DISTRICT 11

PRESIDENTIAL PRIMARY ELECTION
TUESDAY, MARCH 8, 2016
OAKLAND COUNTY, MICHIGAN
Republican Party

RUN DATE:03/16/16 03:44 PM

PRESIDENT OF THE UNITED STATES

Vote for not more than 1

U
n
c
o
m
W
R
D J T m I
o . r i T
n u t E
a m t .
l p e I
d d N

(CONTINUED FROM PREVIOUS PAGE)

| | | | |
|-------------------------|-----|----|---|
| 3922 Novi 22 | 52 | 1 | 0 |
| 4503 Rochester Hills 3 | 129 | 7 | 0 |
| 4506 Rochester Hills 6 | 247 | 21 | 0 |
| 4513 Rochester Hills 13 | 126 | 4 | 0 |
| 4701 South Lyon 1 | 271 | 14 | 0 |
| 4702 South Lyon 2 | 148 | 9 | 0 |
| 4703 South Lyon 3 | 170 | 14 | 0 |
| 4704 South Lyon 4 | 90 | 2 | 0 |
| 5001 Troy 1 | 114 | 6 | 0 |
| 5002 Troy 2 | 215 | 10 | 0 |
| 5003 Troy 3 | 189 | 6 | 0 |
| 5004 Troy 4 | 256 | 8 | 0 |
| 5005 Troy 5 | 183 | 6 | 0 |
| 5006 Troy 6 | 69 | 4 | 0 |
| 5007 Troy 7 | 141 | 5 | 1 |
| 5008 Troy 8 | 146 | 8 | 0 |
| 5009 Troy 9 | 200 | 7 | 1 |
| 5010 Troy 10 | 175 | 3 | 0 |
| 5011 Troy 11 | 198 | 9 | 0 |
| 5012 Troy 12 | 112 | 9 | 0 |
| 5013 Troy 13 | 221 | 8 | 0 |
| 5014 Troy 14 | 159 | 5 | 1 |
| 5015 Troy 15 | 167 | 4 | 0 |
| 5016 Troy 16 | 130 | 11 | 1 |
| 5017 Troy 17 | 182 | 7 | 0 |
| 5018 Troy 18 | 175 | 1 | 0 |
| 5019 Troy 19 | 134 | 6 | 1 |
| 5020 Troy 20 | 226 | 6 | 2 |
| 5021 Troy 21 | 104 | 8 | 0 |
| 5022 Troy 22 | 193 | 9 | 1 |
| 5023 Troy 23 | 222 | 7 | 1 |
| 5024 Troy 24 | 204 | 11 | 0 |
| 5025 Troy 25 | 151 | 9 | 0 |
| 5026 Troy 26 | 159 | 4 | 2 |
| 5027 Troy 27 | 93 | 6 | 0 |
| 5028 Troy 28 | 94 | 2 | 0 |
| 5029 Troy 29 | 195 | 11 | 1 |
| 5030 Troy 30 | 51 | 2 | 0 |
| 5031 Troy 31 | 77 | 2 | 0 |
| 5101 Walled Lake 1 | 160 | 7 | 0 |
| 5102 Walled Lake 2 | 222 | 13 | 0 |
| 5201 Wixom 1 | 222 | 4 | 0 |
| 5202 Wixom 2 | 207 | 2 | 0 |
| 5203 Wixom 3 | 110 | 2 | 1 |
| 5204 Wixom 4 | 181 | 3 | 0 |

CONGRESSIONAL DISTRICT 11

PRESIDENTIAL PRIMARY ELECTION
TUESDAY, MARCH 8, 2016
OAKLAND COUNTY, MICHIGAN
Republican Party

RUN DATE:03/16/16 03:44 PM

PRESIDENT OF THE UNITED STATES

Vote for not more than 1

U
n
c
o
m
W
R
D J T m I
o . r i T
n u t E
a m t
l p e I
d d N

(CONTINUED FROM PREVIOUS PAGE)

| | | | |
|-------------------|-------|------|-----|
| CANDIDATE TOTALS | 30310 | 1421 | 48 |
| CANDIDATE PERCENT | 18.73 | .87 | .02 |

CONGRESSIONAL DISTRICT 11

PRESIDENTIAL PRIMARY ELECTION
TUESDAY, MARCH 8, 2016
OAKLAND COUNTY, MICHIGAN
Democratic Party

RUN DATE:03/16/16 03:44 PM

PRESIDENT OF THE UNITED STATES

Vote for not more than 1

| | R R F o o u q c e u k n M J O H C e y t a . ' B S m W i l e r M e a m R l i D t a r n i T l n e i l n d i t E a t n l i e t r o L e e r e I y n a y s d N | | | | | |
|------------------|---|---|---|-----|----|---|
| 0401 Commerce 1 | 76 | 0 | 0 | 120 | 3 | 0 |
| 0402 Commerce 2 | 87 | 0 | 1 | 191 | 5 | 0 |
| 0403 Commerce 3 | 258 | 1 | 0 | 174 | 24 | 0 |
| 0404 Commerce 4 | 123 | 0 | 0 | 216 | 6 | 0 |
| 0405 Commerce 5 | 121 | 0 | 0 | 173 | 4 | 0 |
| 0406 Commerce 6 | 100 | 0 | 0 | 162 | 5 | 1 |
| 0407 Commerce 7 | 102 | 0 | 0 | 118 | 4 | 0 |
| 0408 Commerce 8 | 123 | 0 | 1 | 180 | 3 | 2 |
| 0409 Commerce 9 | 121 | 0 | 2 | 144 | 7 | 0 |
| 0410 Commerce 10 | 96 | 1 | 0 | 163 | 8 | 0 |
| 0411 Commerce 11 | 158 | 0 | 0 | 155 | 3 | 0 |
| 0412 Commerce 12 | 93 | 0 | 1 | 116 | 4 | 0 |
| 0413 Commerce 13 | 135 | 0 | 0 | 164 | 6 | 0 |
| 0414 Commerce 14 | 65 | 0 | 2 | 134 | 2 | 1 |
| 0415 Commerce 15 | 95 | 0 | 0 | 130 | 6 | 0 |
| 0601 Highland 1 | 100 | 0 | 0 | 164 | 4 | 0 |
| 0602 Highland 2 | 95 | 0 | 0 | 163 | 7 | 0 |
| 0603 Highland 3 | 71 | 0 | 0 | 84 | 9 | 0 |
| 0604 Highland 4 | 125 | 0 | 1 | 205 | 6 | 0 |
| 0605 Highland 5 | 68 | 0 | 0 | 117 | 2 | 0 |
| 0606 Highland 6 | 81 | 0 | 3 | 141 | 9 | 0 |
| 0607 Highland 7 | 40 | 0 | 0 | 93 | 5 | 0 |
| 0608 Highland 8 | 101 | 1 | 2 | 128 | 1 | 0 |
| 0901 Lyon 1 | 107 | 0 | 1 | 153 | 4 | 0 |
| 0902 Lyon 2 | 117 | 0 | 0 | 130 | 4 | 0 |
| 0903 Lyon 3 | 82 | 0 | 0 | 128 | 4 | 0 |
| 0904 Lyon 4 | 89 | 1 | 0 | 143 | 1 | 0 |
| 0905 Lyon 5 | 91 | 0 | 2 | 134 | 9 | 0 |
| 0906 Lyon 6 | 140 | 0 | 1 | 133 | 4 | 1 |
| 1001 Milford 1 | 100 | 0 | 2 | 104 | 3 | 0 |
| 1002 Milford 2 | 65 | 0 | 0 | 91 | 4 | 1 |
| 1003 Milford 3 | 94 | 0 | 0 | 115 | 7 | 0 |
| 1004 Milford 4 | 120 | 0 | 1 | 202 | 4 | 0 |
| 1005 Milford 5 | 26 | 0 | 0 | 78 | 4 | 0 |
| 1006 Milford 6 | 66 | 0 | 0 | 117 | 7 | 0 |
| 1007 Milford 7 | 97 | 0 | 1 | 171 | 2 | 0 |
| 1008 Milford 8 | 82 | 1 | 0 | 119 | 4 | 0 |
| 1101 Novi Twp 1 | 13 | 0 | 0 | 13 | 0 | 0 |
| 1901 Waterford 1 | 101 | 0 | 1 | 148 | 5 | 0 |
| 1902 Waterford 2 | 144 | 0 | 0 | 185 | 14 | 0 |
| 1903 Waterford 3 | 91 | 0 | 0 | 108 | 4 | 0 |
| 1904 Waterford 4 | 136 | 0 | 1 | 176 | 4 | 1 |
| 1905 Waterford 5 | 104 | 0 | 0 | 134 | 6 | 0 |
| 1906 Waterford 6 | 149 | 0 | 2 | 202 | 8 | 0 |
| 1907 Waterford 7 | 75 | 0 | 0 | 107 | 9 | 0 |
| 1908 Waterford 8 | 108 | 0 | 0 | 148 | 12 | 0 |

RUN DATE:03/16/16 03:44 PM

PRESIDENT OF THE UNITED STATES

Vote for not more than 1

R R F U
 o o u n
 q c e c
 u k n M J O o W
 H C e y t a . ' B S m R
 i l e r M e a m I
 l i D t a r n i T
 l n e i l n d t E
 a t n l i e t
 r o L e e r e I
 y n a y s d N

(CONTINUED FROM PREVIOUS PAGE)

| | | | | | | |
|-------------------------|-----|---|---|-----|----|---|
| 2208 Auburn Hills 8 | 160 | 0 | 0 | 182 | 9 | 0 |
| 2209 Auburn Hills 9 | 108 | 0 | 0 | 112 | 3 | 0 |
| 2401 Birmingham 1 | 181 | 0 | 0 | 110 | 3 | 0 |
| 2402 Birmingham 2 | 204 | 0 | 0 | 146 | 10 | 1 |
| 2403 Birmingham 3 | 172 | 0 | 0 | 180 | 0 | 0 |
| 2404 Birmingham 4 | 204 | 0 | 0 | 110 | 6 | 0 |
| 2405 Birmingham 5 | 232 | 0 | 0 | 142 | 2 | 0 |
| 2406 Birmingham 6 | 229 | 0 | 0 | 111 | 3 | 0 |
| 2407 Birmingham 7 | 203 | 0 | 0 | 155 | 2 | 0 |
| 2408 Birmingham 8 | 185 | 0 | 1 | 140 | 4 | 0 |
| 2409 Birmingham 9 | 126 | 1 | 1 | 126 | 1 | 0 |
| 2501 Bloomfield Hills 1 | 142 | 0 | 0 | 90 | 2 | 0 |
| 2502 Bloomfield Hills 2 | 134 | 0 | 0 | 73 | 0 | 0 |
| 2702 Clawson 2 | 125 | 0 | 0 | 250 | 6 | 0 |
| 2703 Clawson 3 | 101 | 1 | 1 | 225 | 5 | 0 |
| 2704 Clawson 4 | 85 | 0 | 0 | 196 | 2 | 0 |
| 2705 Clawson 5 | 145 | 0 | 0 | 253 | 9 | 0 |
| 2801 Farmington 1 | 118 | 0 | 0 | 147 | 2 | 0 |
| 2802 Farmington 2 | 168 | 0 | 0 | 160 | 7 | 0 |
| 2803 Farmington 3 | 148 | 0 | 0 | 197 | 6 | 0 |
| 2804 Farmington 4 | 156 | 1 | 0 | 150 | 5 | 0 |
| 2805 Farmington 5 | 142 | 0 | 3 | 116 | 6 | 2 |
| 2806 Farmington 6 | 160 | 0 | 0 | 143 | 1 | 0 |
| 3501 Lake Angelus 1 | 10 | 0 | 0 | 6 | 0 | 0 |
| 3802 Northville 2 | 250 | 1 | 2 | 220 | 5 | 0 |
| 3901 Novi 1 | 161 | 0 | 0 | 159 | 4 | 0 |
| 3902 Novi 2 | 195 | 1 | 0 | 171 | 6 | 0 |
| 3903 Novi 3 | 201 | 0 | 1 | 177 | 8 | 0 |
| 3904 Novi 4 | 203 | 0 | 0 | 164 | 8 | 2 |
| 3905 Novi 5 | 139 | 0 | 0 | 147 | 3 | 0 |
| 3906 Novi 6 | 171 | 0 | 1 | 152 | 10 | 0 |
| 3907 Novi 7 | 147 | 0 | 0 | 132 | 6 | 0 |
| 3908 Novi 8 | 170 | 0 | 0 | 101 | 8 | 1 |
| 3909 Novi 9 | 281 | 0 | 0 | 179 | 9 | 0 |
| 3910 Novi 10 | 154 | 1 | 2 | 46 | 8 | 0 |
| 3911 Novi 11 | 119 | 0 | 0 | 147 | 4 | 0 |
| 3912 Novi 12 | 206 | 0 | 1 | 302 | 4 | 0 |
| 3913 Novi 13 | 109 | 0 | 0 | 83 | 0 | 0 |
| 3914 Novi 14 | 107 | 0 | 0 | 114 | 3 | 0 |
| 3915 Novi 15 | 132 | 0 | 0 | 141 | 1 | 0 |
| 3916 Novi 16 | 134 | 0 | 0 | 176 | 1 | 0 |
| 3917 Novi 17 | 146 | 1 | 0 | 131 | 2 | 0 |
| 3918 Novi 18 | 143 | 0 | 0 | 164 | 9 | 0 |
| 3919 Novi 19 | 69 | 0 | 1 | 56 | 1 | 0 |
| 3920 Novi 20 | 67 | 0 | 0 | 100 | 4 | 0 |
| 3921 Novi 21 | 90 | 0 | 0 | 55 | 0 | 0 |

CONGRESSIONAL DISTRICT 11

PRESIDENTIAL PRIMARY ELECTION
TUESDAY, MARCH 8, 2016
OAKLAND COUNTY, MICHIGAN
Democratic Party

RUN DATE:03/16/16 03:44 PM

PRESIDENT OF THE UNITED STATES

Vote for not more than 1

R R F U
o o u n
q c e c
u k n M J O o W
H C e y t a . ' B S m R
i l e r M e a m I
l i D t a r n i T
l n e i l n d t E
a t n l i e t
r o L e e r e I
y n a y s d N

(CONTINUED FROM PREVIOUS PAGE)

| | | | | | | |
|-------------------------|-----|---|---|-----|----|---|
| 3922 Novi 22 | 106 | 1 | 2 | 108 | 0 | 0 |
| 4503 Rochester Hills 3 | 69 | 0 | 1 | 141 | 6 | 0 |
| 4506 Rochester Hills 6 | 205 | 0 | 0 | 167 | 9 | 1 |
| 4513 Rochester Hills 13 | 89 | 0 | 1 | 97 | 2 | 0 |
| 4701 South Lyon 1 | 233 | 1 | 0 | 193 | 15 | 0 |
| 4702 South Lyon 2 | 109 | 1 | 0 | 186 | 4 | 0 |
| 4703 South Lyon 3 | 119 | 0 | 0 | 139 | 12 | 0 |
| 4704 South Lyon 4 | 60 | 0 | 1 | 126 | 1 | 0 |
| 5001 Troy 1 | 84 | 0 | 0 | 81 | 3 | 0 |
| 5002 Troy 2 | 173 | 0 | 0 | 170 | 8 | 0 |
| 5003 Troy 3 | 113 | 0 | 0 | 141 | 4 | 0 |
| 5004 Troy 4 | 205 | 1 | 2 | 188 | 3 | 0 |
| 5005 Troy 5 | 93 | 0 | 0 | 100 | 1 | 0 |
| 5006 Troy 6 | 44 | 0 | 0 | 36 | 0 | 0 |
| 5007 Troy 7 | 118 | 0 | 0 | 88 | 3 | 1 |
| 5008 Troy 8 | 186 | 0 | 0 | 178 | 3 | 0 |
| 5009 Troy 9 | 163 | 1 | 1 | 199 | 4 | 0 |
| 5010 Troy 10 | 165 | 0 | 1 | 148 | 5 | 0 |
| 5011 Troy 11 | 164 | 0 | 1 | 142 | 3 | 0 |
| 5012 Troy 12 | 92 | 0 | 0 | 118 | 6 | 0 |
| 5013 Troy 13 | 249 | 0 | 0 | 254 | 7 | 0 |
| 5014 Troy 14 | 138 | 0 | 0 | 163 | 3 | 0 |
| 5015 Troy 15 | 150 | 0 | 0 | 161 | 10 | 1 |
| 5016 Troy 16 | 132 | 0 | 0 | 125 | 7 | 0 |
| 5017 Troy 17 | 175 | 1 | 0 | 115 | 1 | 0 |
| 5018 Troy 18 | 102 | 0 | 0 | 109 | 3 | 0 |
| 5019 Troy 19 | 145 | 0 | 0 | 104 | 9 | 0 |
| 5020 Troy 20 | 190 | 0 | 0 | 157 | 1 | 0 |
| 5021 Troy 21 | 109 | 0 | 0 | 125 | 8 | 0 |
| 5022 Troy 22 | 203 | 0 | 0 | 251 | 11 | 0 |
| 5023 Troy 23 | 193 | 0 | 0 | 196 | 12 | 0 |
| 5024 Troy 24 | 174 | 1 | 2 | 157 | 5 | 0 |
| 5025 Troy 25 | 202 | 0 | 0 | 155 | 12 | 0 |
| 5026 Troy 26 | 131 | 0 | 1 | 204 | 7 | 0 |
| 5027 Troy 27 | 157 | 0 | 0 | 167 | 7 | 0 |
| 5028 Troy 28 | 163 | 0 | 2 | 149 | 3 | 0 |
| 5029 Troy 29 | 184 | 0 | 0 | 209 | 3 | 0 |
| 5030 Troy 30 | 33 | 0 | 0 | 65 | 1 | 0 |
| 5031 Troy 31 | 42 | 0 | 0 | 46 | 1 | 0 |
| 5101 Walled Lake 1 | 197 | 0 | 0 | 236 | 6 | 0 |
| 5102 Walled Lake 2 | 186 | 0 | 0 | 208 | 4 | 0 |
| 5201 Wixom 1 | 127 | 0 | 0 | 168 | 3 | 0 |
| 5202 Wixom 2 | 94 | 0 | 1 | 154 | 5 | 0 |
| 5203 Wixom 3 | 228 | 0 | 0 | 220 | 6 | 0 |
| 5204 Wixom 4 | 167 | 0 | 0 | 201 | 2 | 0 |

CONGRESSIONAL DISTRICT 11

PRESIDENTIAL PRIMARY ELECTION
TUESDAY, MARCH 8, 2016
OAKLAND COUNTY, MICHIGAN
Democratic Party

RUN DATE:03/16/16 03:44 PM

PRESIDENT OF THE UNITED STATES

Vote for not more than 1

| | R R F | | U | | | |
|-------------------|---------|-------|-------|-------|-------|-----|
| | o o u | | n | | | |
| | q c e | | c | | | |
| | u k n | M J O | o | W | | |
| H C | e y t | a . ' | B S | m | R | |
| i l | e r M | e a | m | I | | |
| l i | D t a | r n | i | T | | |
| l n | e i l | n d | t | E | | |
| a t | n l i e | t | - | | | |
| r o | L e e r | e | I | | | |
| y n | a y s | d | N | | | |
| | | | | | | |
| CANDIDATE TOTALS | 24032 | 24 | 80 | 27311 | 986 | 23 |
| CANDIDATE PERCENT | 45.81 | .04 | .15 | 52.06 | 1.87 | .04 |

(CONTINUED FROM PREVIOUS PAGE)

PRESIDENTIAL PRIMARY ELECTION
TUESDAY, MARCH 8, 2016
OAKLAND COUNTY, MICHIGAN
STATISTICS

RUN DATE:03/16/16 03:44 PM

BCR BCD
AAE AAE
LSP LSM
LTU LTO
O B O C
T L T R BCN
S I S A AAO
C T LSN
A I LTP
N C O A VTT
SRL AAO T R OUO
TS LST P P S T TRT
E LTA A A I ENA
R O L R R S ROL
E T T A U
D S Y Y N T

| | | | | | | |
|--------------------------|------|------|-----|-----|---|-------|
| 1601 Royal Oak Twp 1 | 1465 | 364 | 3 | 361 | 0 | 24.85 |
| 1602 Royal Oak Twp 2 | 1091 | 368 | 6 | 362 | 0 | 33.73 |
| 2001 W. Bloomfield 1 | 2213 | 981 | 494 | 487 | 0 | 44.33 |
| 2003 W. Bloomfield 3 | 1016 | 532 | 285 | 238 | 9 | 52.36 |
| 2006 W. Bloomfield 6 | 1777 | 630 | 269 | 361 | 0 | 35.45 |
| 2007 W. Bloomfield 7 | 1516 | 708 | 292 | 416 | 0 | 46.70 |
| 2009 W. Bloomfield 9 | 1644 | 736 | 298 | 438 | 0 | 44.77 |
| 2010 W. Bloomfield 10 | 2410 | 1040 | 546 | 494 | 0 | 43.15 |
| 2011 W. Bloomfield 11 | 2151 | 929 | 352 | 577 | 0 | 43.19 |
| 2012 W. Bloomfield 12 | 2307 | 952 | 283 | 669 | 0 | 41.27 |
| 2013 W. Bloomfield 13 | 1985 | 961 | 486 | 475 | 0 | 48.41 |
| 2015 W. Bloomfield 15 | 2599 | 1127 | 494 | 633 | 0 | 43.36 |
| 2016 W. Bloomfield 16 | 2276 | 1061 | 610 | 451 | 0 | 46.62 |
| 2017 W. Bloomfield 17 | 2213 | 982 | 487 | 495 | 0 | 44.37 |
| 2018 W. Bloomfield 18 | 1746 | 745 | 413 | 332 | 0 | 42.67 |
| 2019 W. Bloomfield 19 | 1901 | 874 | 284 | 590 | 0 | 45.98 |
| 2020 W. Bloomfield 20 | 1378 | 585 | 236 | 349 | 0 | 42.45 |
| 2021 W. Bloomfield 21 | 1758 | 612 | 229 | 383 | 0 | 34.81 |
| 2022 W. Bloomfield 22 | 2345 | 894 | 361 | 533 | 0 | 38.12 |
| 2023 W. Bloomfield 23 | 2524 | 955 | 396 | 559 | 0 | 37.84 |
| 2024 W. Bloomfield 24 | 1739 | 566 | 228 | 338 | 0 | 32.55 |
| 2901 Farmington Hills 1 | 2089 | 942 | 353 | 589 | 0 | 45.09 |
| 2902 Farmington Hills 2 | 2354 | 1096 | 429 | 667 | 0 | 46.56 |
| 2903 Farmington Hills 3 | 2424 | 1194 | 527 | 667 | 0 | 49.26 |
| 2904 Farmington Hills 4 | 2337 | 1123 | 501 | 622 | 0 | 48.05 |
| 2905 Farmington Hills 5 | 1933 | 707 | 328 | 379 | 0 | 36.58 |
| 2906 Farmington Hills 6 | 1364 | 403 | 101 | 302 | 0 | 29.55 |
| 2907 Farmington Hills 7 | 2165 | 970 | 537 | 433 | 0 | 44.80 |
| 2908 Farmington Hills 8 | 1964 | 897 | 475 | 422 | 0 | 45.67 |
| 2909 Farmington Hills 9 | 2579 | 1204 | 618 | 586 | 0 | 46.68 |
| 2910 Farmington Hills 10 | 2820 | 1227 | 563 | 664 | 0 | 43.51 |
| 2911 Farmington Hills 11 | 2612 | 960 | 336 | 624 | 0 | 36.75 |
| 2912 Farmington Hills 12 | 1956 | 951 | 384 | 567 | 0 | 48.62 |
| 2913 Farmington Hills 13 | 1886 | 906 | 444 | 462 | 0 | 48.04 |
| 2914 Farmington Hills 14 | 2226 | 1127 | 634 | 493 | 0 | 50.63 |
| 2915 Farmington Hills 15 | 1190 | 577 | 307 | 270 | 0 | 48.49 |
| 2916 Farmington Hills 16 | 2662 | 1264 | 648 | 616 | 0 | 47.48 |
| 2917 Farmington Hills 17 | 2480 | 723 | 153 | 570 | 0 | 29.15 |
| 2918 Farmington Hills 18 | 1533 | 712 | 348 | 364 | 0 | 46.44 |
| 2919 Farmington Hills 19 | 2093 | 1002 | 392 | 610 | 0 | 47.87 |
| 2920 Farmington Hills 20 | 2715 | 1081 | 356 | 725 | 0 | 39.82 |

RUN DATE:03/16/16 03:44 PM

BCR BCD
AAE AAE
LSP LSM
LTU LTO
O B O C
T L T R BCN
S I S A AAO
RVT EOO C T LSN
GTT A I LTP
IEA BCT N C O A VTT
SRL AAO T R OUO
TS LST P P S T TRT
E LTA A A I ENA
R O L R R S ROL
E T T T A U
D S Y Y N T

(CONTINUED FROM PREVIOUS PAGE)

| | | | | | | |
|--------------------------|------|------|-----|-----|----|-------|
| 2921 Farmington Hills 21 | 2591 | 1033 | 462 | 571 | 0 | 39.87 |
| 2922 Farmington Hills 22 | 1861 | 743 | 378 | 365 | 0 | 39.92 |
| 2923 Farmington Hills 23 | 1822 | 828 | 536 | 292 | 0 | 45.44 |
| 2924 Farmington Hills 24 | 2885 | 1275 | 693 | 582 | 0 | 44.19 |
| 2925 Farmington Hills 25 | 2744 | 1120 | 489 | 631 | 0 | 40.82 |
| 2926 Farmington Hills 26 | 2552 | 972 | 443 | 529 | 0 | 38.09 |
| 2927 Farmington Hills 27 | 2493 | 731 | 285 | 446 | 0 | 29.32 |
| 3401 Keego Harbor 1 | 2007 | 677 | 345 | 332 | 0 | 33.73 |
| 3601 Lathrup Village 1 | 1837 | 958 | 202 | 756 | 0 | 52.15 |
| 3602 Lathrup Village 2 | 1836 | 931 | 149 | 782 | 0 | 50.71 |
| 4001 Oak Park 1 | 993 | 253 | 54 | 199 | 0 | 25.48 |
| 4002 Oak Park 2 | 1580 | 612 | 267 | 345 | 0 | 38.73 |
| 4003 Oak Park 3 | 1686 | 650 | 248 | 402 | 0 | 38.55 |
| 4004 Oak Park 4 | 1360 | 367 | 162 | 205 | 0 | 26.99 |
| 4005 Oak Park 5 | 1048 | 368 | 32 | 336 | 0 | 35.11 |
| 4006 Oak Park 6 | 1514 | 597 | 99 | 498 | 0 | 39.43 |
| 4007 Oak Park 7 | 1512 | 539 | 37 | 502 | 0 | 35.65 |
| 4008 Oak Park 8 | 1580 | 625 | 32 | 593 | 0 | 39.56 |
| 4009 Oak Park 9 | 1581 | 579 | 18 | 561 | 0 | 36.62 |
| 4010 Oak Park 10 | 1743 | 706 | 34 | 672 | 0 | 40.50 |
| 4011 Oak Park 11 | 1405 | 387 | 37 | 350 | 0 | 27.54 |
| 4012 Oak Park 12 | 1749 | 717 | 43 | 674 | 0 | 40.99 |
| 4013 Oak Park 13 | 1652 | 661 | 41 | 620 | 0 | 40.01 |
| 4014 Oak Park 14 | 1282 | 562 | 90 | 472 | 0 | 43.84 |
| 4015 Oak Park 15 | 1291 | 509 | 53 | 456 | 0 | 39.43 |
| 4016 Oak Park 16 | 1422 | 573 | 136 | 437 | 0 | 40.30 |
| 4101 Orchard Lake 1 | 1890 | 819 | 577 | 242 | 0 | 43.33 |
| 4301 Pontiac 1 | 2728 | 803 | 16 | 785 | 2 | 29.44 |
| 4302 Pontiac 2 | 2428 | 439 | 51 | 383 | 5 | 18.08 |
| 4303 Pontiac 3 | 2162 | 739 | 48 | 684 | 7 | 34.18 |
| 4304 Pontiac 4 | 1696 | 502 | 130 | 361 | 11 | 29.60 |
| 4305 Pontiac 5 | 1838 | 578 | 122 | 450 | 6 | 31.45 |
| 4306 Pontiac 6 | 2030 | 581 | 69 | 507 | 5 | 28.62 |
| 4307 Pontiac 7 | 1225 | 177 | 32 | 145 | 0 | 14.45 |
| 4308 Pontiac 8 | 2581 | 445 | 103 | 335 | 7 | 17.24 |
| 4309 Pontiac 9 | 1707 | 291 | 37 | 245 | 9 | 17.05 |
| 4310 Pontiac 10 | 553 | 116 | 32 | 78 | 6 | 20.98 |
| 4311 Pontiac 11 | 2894 | 730 | 203 | 519 | 8 | 25.22 |
| 4312 Pontiac 12 | 2373 | 532 | 159 | 368 | 5 | 22.42 |
| 4313 Pontiac 13 | 1944 | 585 | 146 | 432 | 7 | 30.09 |
| 4314 Pontiac 14 | 1760 | 369 | 46 | 321 | 2 | 20.97 |
| 4315 Pontiac 15 | 2386 | 746 | 42 | 696 | 8 | 31.27 |

PRESIDENTIAL PRIMARY ELECTION
TUESDAY, MARCH 8, 2016
OAKLAND COUNTY, MICHIGAN
STATISTICS

RUN DATE:03/16/16 03:44 PM

BCR BCD
AAE AAE
LSP LSM
LTU LTO
O B O C
T L T R BCN
S I S A AAO
RVT
EOD
GTT
IEA BCT
SRL AAO
TS LST
E LTA
R O L
E T
D S
Y Y
N T

(CONTINUED FROM PREVIOUS PAGE)

| | | | | | | |
|--------------------|------|-----|-----|-----|---|-------|
| 4316 Pontiac 16 | 2373 | 686 | 47 | 634 | 5 | 28.91 |
| 4317 Pontiac 17 | 2211 | 425 | 76 | 344 | 5 | 19.22 |
| 4318 Pontiac 18 | 1806 | 227 | 26 | 199 | 2 | 12.57 |
| 4319 Pontiac 19 | 2647 | 552 | 13 | 535 | 4 | 20.85 |
| 4320 Pontiac 20 | 2123 | 646 | 24 | 619 | 3 | 30.43 |
| 4321 Pontiac 21 | 2778 | 681 | 40 | 635 | 6 | 24.51 |
| 4801 Southfield 1 | 1643 | 743 | 82 | 661 | 0 | 45.22 |
| 4802 Southfield 2 | 1950 | 929 | 241 | 688 | 0 | 47.64 |
| 4803 Southfield 3 | 1586 | 648 | 94 | 554 | 0 | 40.86 |
| 4804 Southfield 4 | 1879 | 748 | 87 | 661 | 0 | 39.81 |
| 4805 Southfield 5 | 1074 | 498 | 128 | 370 | 0 | 46.37 |
| 4806 Southfield 6 | 1490 | 685 | 111 | 574 | 0 | 45.97 |
| 4807 Southfield 7 | 1659 | 745 | 61 | 684 | 0 | 44.91 |
| 4808 Southfield 8 | 1372 | 574 | 52 | 522 | 0 | 41.84 |
| 4809 Southfield 9 | 1754 | 573 | 100 | 473 | 0 | 32.67 |
| 4810 Southfield 10 | 1687 | 697 | 90 | 607 | 0 | 41.32 |
| 4811 Southfield 11 | 1849 | 740 | 68 | 672 | 0 | 40.02 |
| 4812 Southfield 12 | 1521 | 701 | 59 | 642 | 0 | 46.09 |
| 4813 Southfield 13 | 1632 | 693 | 116 | 577 | 0 | 42.46 |
| 4814 Southfield 14 | 1429 | 509 | 176 | 333 | 0 | 35.62 |
| 4815 Southfield 15 | 1284 | 540 | 65 | 475 | 0 | 42.06 |
| 4816 Southfield 16 | 1520 | 707 | 49 | 658 | 0 | 46.51 |
| 4817 Southfield 17 | 1665 | 705 | 71 | 634 | 0 | 42.34 |
| 4818 Southfield 18 | 1938 | 698 | 33 | 665 | 0 | 36.02 |
| 4819 Southfield 19 | 1356 | 514 | 60 | 454 | 0 | 37.91 |
| 4820 Southfield 20 | 1777 | 809 | 50 | 759 | 0 | 45.53 |
| 4821 Southfield 21 | 1867 | 883 | 40 | 843 | 0 | 47.30 |
| 4822 Southfield 22 | 2156 | 892 | 36 | 856 | 0 | 41.37 |
| 4823 Southfield 23 | 2008 | 796 | 76 | 720 | 0 | 39.64 |
| 4824 Southfield 24 | 1746 | 644 | 54 | 590 | 0 | 36.88 |
| 4825 Southfield 25 | 1488 | 664 | 64 | 600 | 0 | 44.62 |
| 4826 Southfield 26 | 1660 | 785 | 147 | 638 | 0 | 47.29 |
| 4827 Southfield 27 | 1483 | 556 | 31 | 525 | 0 | 37.49 |
| 4828 Southfield 28 | 1636 | 478 | 33 | 445 | 0 | 29.22 |
| 4829 Southfield 29 | 2128 | 921 | 110 | 811 | 0 | 43.28 |
| 4830 Southfield 30 | 1970 | 852 | 111 | 741 | 0 | 43.25 |
| 4831 Southfield 31 | 1935 | 707 | 46 | 661 | 0 | 36.54 |
| 4832 Southfield 32 | 1419 | 609 | 97 | 512 | 0 | 42.92 |
| 4833 Southfield 33 | 1988 | 844 | 60 | 784 | 0 | 42.45 |
| 4834 Southfield 34 | 1402 | 532 | 120 | 412 | 0 | 37.95 |
| 4835 Southfield 35 | 1463 | 492 | 61 | 431 | 0 | 33.63 |
| 4836 Southfield 36 | 1435 | 469 | 73 | 396 | 0 | 32.68 |

CONGRESSIONAL DISTRICT 14

PRESIDENTIAL PRIMARY ELECTION
TUESDAY, MARCH 8, 2016
OAKLAND COUNTY, MICHIGAN
STATISTICS

RUN DATE:03/16/16 03:44 PM

```

      B C R   B C D
      A A E   A A E
      L S P   L S M
      L T U   L T O
      O   B   O   C
      T   L   T   R   B C N
R V T       S   I   S   A   A A O
E O O       C       T   L S N
G T T       A       I   L T P
I E A   B C T       N       C   O   A   V T T
S R L   A A O       T   R   O U O
T S     L S T       P       P   S   T   T R T
E       L T A       A       A       I   E N A
R       O   L       R       R       S   R O L
E       T       T       T       A   U
(CONTINUED FROM PREVIOUS PAGE) * D       S       Y       Y       N   T
      -----

```

| | | | | | | |
|--------------------|--------|-------|-------|-------|-----|-------|
| 4901 Sylvan Lake 1 | 1413 | 778 | 436 | 328 | 14 | 55.06 |
| CANDIDATE TOTALS | 236857 | 90668 | 26278 | 64254 | 136 | 38.28 |

CONGRESSIONAL DISTRICT 14

PRESIDENTIAL PRIMARY ELECTION
TUESDAY, MARCH 8, 2016
OAKLAND COUNTY, MICHIGAN
Republican Party

RUN DATE:03/16/16 03:44 PM

PRESIDENT OF THE UNITED STATES

Vote for not more than 1

| | C C | | | C F | | | M H | | | R S | | |
|--------------------------|-------|----|---|-------|---|---|-------|-----|---|-------|----|---|
| | h h | | | a i | | | i u | | | i a | | |
| | B C | | | r r | | | k c | | | c n | | |
| | e a | | | r o | | | e k | | | M R | | |
| | n r | | | l r | | | a h | | | a u | | |
| | s s | | | d h | | | o . a | | | r b | | |
| | t | | | s a | | | e n | | | o | | |
| | J B | | | T C | | | G P | | | R P | | |
| | e u | | | e r | | | e a | | | a a | | |
| | b s | | | d u | | | c r a | | | n u | | |
| | h | | | z | | | e h | | | d l | | |
| | n | | | a | | | e | | | o o | | |
| | e | | | y | | | e | | | m | | |
| | ----- | | | ----- | | | ----- | | | ----- | | |
| 1601 Royal Oak Twp 1 | 0 | 1 | 0 | 0 | 0 | 0 | 0 | 2 | 0 | 0 | 0 | 0 |
| 1602 Royal Oak Twp 2 | 0 | 1 | 0 | 2 | 0 | 0 | 0 | 0 | 0 | 0 | 2 | 0 |
| 2001 W. Bloomfield 1 | 5 | 4 | 4 | 70 | 3 | 0 | 0 | 174 | 0 | 1 | 55 | 0 |
| 2003 W. Bloomfield 3 | 5 | 5 | 0 | 45 | 0 | 0 | 1 | 62 | 0 | 0 | 24 | 0 |
| 2006 W. Bloomfield 6 | 2 | 2 | 0 | 35 | 1 | 0 | 0 | 104 | 0 | 1 | 38 | 0 |
| 2007 W. Bloomfield 7 | 4 | 3 | 4 | 24 | 1 | 0 | 0 | 108 | 0 | 0 | 33 | 1 |
| 2009 W. Bloomfield 9 | 1 | 1 | 1 | 48 | 0 | 1 | 1 | 120 | 1 | 1 | 35 | 0 |
| 2010 W. Bloomfield 10 | 1 | 3 | 1 | 56 | 0 | 0 | 0 | 223 | 0 | 0 | 41 | 0 |
| 2011 W. Bloomfield 11 | 1 | 3 | 2 | 54 | 1 | 0 | 1 | 118 | 0 | 0 | 47 | 0 |
| 2012 W. Bloomfield 12 | 2 | 1 | 4 | 38 | 1 | 0 | 0 | 71 | 0 | 1 | 40 | 0 |
| 2013 W. Bloomfield 13 | 4 | 3 | 0 | 64 | 0 | 0 | 0 | 221 | 0 | 0 | 60 | 0 |
| 2015 W. Bloomfield 15 | 7 | 12 | 4 | 51 | 1 | 0 | 0 | 154 | 0 | 0 | 62 | 0 |
| 2016 W. Bloomfield 16 | 5 | 0 | 3 | 60 | 0 | 0 | 0 | 214 | 0 | 0 | 71 | 0 |
| 2017 W. Bloomfield 17 | 5 | 3 | 0 | 34 | 2 | 1 | 2 | 197 | 0 | 0 | 76 | 0 |
| 2018 W. Bloomfield 18 | 3 | 0 | 4 | 55 | 0 | 0 | 0 | 134 | 1 | 0 | 55 | 0 |
| 2019 W. Bloomfield 19 | 1 | 1 | 0 | 32 | 0 | 0 | 0 | 94 | 1 | 1 | 44 | 1 |
| 2020 W. Bloomfield 20 | 2 | 1 | 0 | 31 | 1 | 0 | 0 | 91 | 0 | 0 | 23 | 0 |
| 2021 W. Bloomfield 21 | 0 | 2 | 0 | 30 | 0 | 0 | 0 | 76 | 1 | 0 | 29 | 0 |
| 2022 W. Bloomfield 22 | 0 | 4 | 2 | 47 | 1 | 0 | 1 | 109 | 0 | 0 | 50 | 0 |
| 2023 W. Bloomfield 23 | 5 | 1 | 2 | 38 | 1 | 0 | 2 | 118 | 0 | 1 | 65 | 1 |
| 2024 W. Bloomfield 24 | 1 | 1 | 0 | 30 | 0 | 0 | 2 | 76 | 0 | 0 | 19 | 0 |
| 2901 Farmington Hills 1 | 1 | 1 | 1 | 55 | 0 | 0 | 0 | 123 | 0 | 1 | 41 | 0 |
| 2902 Farmington Hills 2 | 3 | 2 | 2 | 84 | 2 | 0 | 0 | 158 | 0 | 2 | 39 | 1 |
| 2903 Farmington Hills 3 | 9 | 3 | 0 | 82 | 0 | 0 | 0 | 228 | 0 | 0 | 49 | 0 |
| 2904 Farmington Hills 4 | 3 | 5 | 2 | 69 | 2 | 1 | 0 | 205 | 0 | 0 | 53 | 0 |
| 2905 Farmington Hills 5 | 1 | 1 | 1 | 47 | 1 | 0 | 1 | 114 | 0 | 1 | 34 | 0 |
| 2906 Farmington Hills 6 | 1 | 0 | 0 | 24 | 0 | 0 | 1 | 26 | 0 | 1 | 9 | 0 |
| 2907 Farmington Hills 7 | 8 | 3 | 0 | 71 | 2 | 0 | 0 | 194 | 0 | 2 | 57 | 0 |
| 2908 Farmington Hills 8 | 1 | 6 | 0 | 73 | 2 | 0 | 1 | 197 | 0 | 0 | 49 | 0 |
| 2909 Farmington Hills 9 | 7 | 4 | 0 | 108 | 0 | 0 | 0 | 235 | 0 | 0 | 71 | 0 |
| 2910 Farmington Hills 10 | 2 | 9 | 0 | 116 | 0 | 1 | 3 | 189 | 0 | 0 | 63 | 3 |
| 2911 Farmington Hills 11 | 4 | 3 | 0 | 64 | 0 | 0 | 1 | 103 | 0 | 1 | 34 | 0 |
| 2912 Farmington Hills 12 | 5 | 4 | 1 | 64 | 1 | 2 | 1 | 144 | 0 | 1 | 36 | 0 |
| 2913 Farmington Hills 13 | 2 | 8 | 1 | 96 | 0 | 0 | 2 | 147 | 0 | 0 | 35 | 0 |
| 2914 Farmington Hills 14 | 1 | 6 | 1 | 103 | 3 | 1 | 0 | 224 | 0 | 5 | 73 | 1 |
| 2915 Farmington Hills 15 | 2 | 2 | 3 | 60 | 1 | 0 | 0 | 108 | 0 | 0 | 27 | 0 |
| 2916 Farmington Hills 16 | 6 | 3 | 2 | 104 | 0 | 0 | 1 | 251 | 1 | 1 | 65 | 3 |
| 2917 Farmington Hills 17 | 4 | 4 | 0 | 35 | 1 | 0 | 0 | 41 | 0 | 1 | 12 | 0 |
| 2918 Farmington Hills 18 | 3 | 8 | 1 | 63 | 0 | 0 | 0 | 107 | 0 | 0 | 38 | 0 |
| 2919 Farmington Hills 19 | 6 | 3 | 0 | 91 | 0 | 0 | 1 | 127 | 0 | 0 | 41 | 0 |
| 2920 Farmington Hills 20 | 2 | 5 | 0 | 67 | 0 | 0 | 2 | 107 | 0 | 2 | 30 | 1 |
| 2921 Farmington Hills 21 | 1 | 8 | 0 | 111 | 1 | 0 | 2 | 119 | 0 | 2 | 37 | 0 |
| 2922 Farmington Hills 22 | 5 | 3 | 0 | 59 | 0 | 0 | 0 | 140 | 0 | 0 | 37 | 0 |
| 2923 Farmington Hills 23 | 7 | 6 | 0 | 93 | 1 | 0 | 0 | 179 | 0 | 0 | 55 | 0 |
| 2924 Farmington Hills 24 | 12 | 8 | 0 | 141 | 0 | 0 | 0 | 207 | 0 | 0 | 83 | 3 |
| 2925 Farmington Hills 25 | 5 | 7 | 2 | 91 | 1 | 0 | 0 | 126 | 0 | 1 | 47 | 0 |
| 2926 Farmington Hills 26 | 9 | 7 | 1 | 72 | 0 | 0 | 2 | 108 | 1 | 2 | 51 | 1 |
| 2927 Farmington Hills 27 | 3 | 6 | 0 | 67 | 1 | 0 | 1 | 51 | 0 | 1 | 18 | 1 |

CONGRESSIONAL DISTRICT 14

PRESIDENTIAL PRIMARY ELECTION

TUESDAY, MARCH 8, 2016

OAKLAND COUNTY, MICHIGAN

Republican Party

RUN DATE:03/16/16 03:44 PM

PRESIDENT OF THE UNITED STATES

Vote for not more than 1

| | C C | | | C F | | | M H | | | R S | | |
|-------|-------|---|----|-------|---|---|-------|---|---|-------|---|--|
| | h h | | | a i | | | i u | | | i a | | |
| | r r | | | r o | | | k c | | | c n | | |
| | i i | | | n a | | | e k | | | k t | | |
| J B | s s | | | d h | | | a h | | | o t | | |
| e u | t | | | s a | | | n i | | | r a | | |
| b s | e | | | e m | | | c h | | | g k | | |
| h | o n | | | z | | | a y | | | e i | | |
| ----- | ----- | | | ----- | | | ----- | | | ----- | | |
| 1 | 2 | 0 | 41 | 0 | 0 | 0 | 99 | 0 | 1 | 26 | 3 | |
| 2 | 7 | 2 | 41 | 0 | 1 | 1 | 79 | 0 | 0 | 21 | 1 | |
| 3 | 4 | 1 | 35 | 0 | 0 | 1 | 36 | 0 | 0 | 27 | 0 | |
| 0 | 1 | 0 | 17 | 0 | 0 | 1 | 14 | 0 | 0 | 4 | 0 | |
| 0 | 2 | 0 | 76 | 0 | 0 | 0 | 86 | 0 | 0 | 43 | 0 | |
| 0 | 0 | 2 | 54 | 0 | 0 | 0 | 85 | 1 | 0 | 41 | 0 | |
| 0 | 2 | 0 | 69 | 1 | 0 | 0 | 27 | 0 | 0 | 28 | 0 | |
| 0 | 2 | 0 | 14 | 0 | 0 | 0 | 5 | 0 | 0 | 4 | 0 | |
| 1 | 2 | 2 | 36 | 0 | 0 | 1 | 22 | 0 | 0 | 15 | 0 | |
| 0 | 1 | 0 | 8 | 1 | 0 | 0 | 9 | 0 | 0 | 4 | 0 | |
| 0 | 1 | 0 | 10 | 0 | 0 | 0 | 6 | 0 | 0 | 7 | 0 | |
| 0 | 1 | 0 | 6 | 0 | 0 | 2 | 0 | 0 | 0 | 0 | 0 | |
| 0 | 3 | 0 | 9 | 0 | 0 | 1 | 6 | 0 | 0 | 3 | 0 | |
| 0 | 2 | 0 | 8 | 0 | 0 | 0 | 5 | 0 | 0 | 6 | 0 | |
| 0 | 3 | 0 | 6 | 0 | 0 | 0 | 16 | 0 | 0 | 5 | 0 | |
| 0 | 3 | 0 | 3 | 0 | 0 | 0 | 15 | 0 | 0 | 6 | 0 | |
| 0 | 3 | 1 | 17 | 0 | 0 | 0 | 29 | 0 | 0 | 4 | 0 | |
| 1 | 1 | 0 | 18 | 0 | 0 | 0 | 20 | 0 | 0 | 3 | 0 | |
| 2 | 4 | 0 | 34 | 0 | 1 | 0 | 35 | 0 | 0 | 19 | 1 | |
| 7 | 4 | 0 | 66 | 0 | 0 | 1 | 208 | 1 | 2 | 47 | 0 | |
| 0 | 0 | 0 | 3 | 0 | 0 | 0 | 4 | 0 | 0 | 1 | 0 | |
| 0 | 3 | 0 | 9 | 0 | 0 | 0 | 10 | 0 | 1 | 5 | 0 | |
| 0 | 0 | 0 | 9 | 0 | 0 | 0 | 12 | 0 | 0 | 9 | 0 | |
| 2 | 3 | 0 | 27 | 0 | 0 | 0 | 27 | 0 | 0 | 9 | 0 | |
| 0 | 1 | 0 | 35 | 0 | 0 | 0 | 34 | 0 | 0 | 14 | 0 | |
| 0 | 0 | 0 | 15 | 0 | 0 | 1 | 16 | 0 | 1 | 8 | 0 | |
| 0 | 2 | 0 | 9 | 0 | 0 | 0 | 0 | 0 | 0 | 4 | 0 | |
| 0 | 5 | 0 | 23 | 0 | 0 | 0 | 10 | 0 | 2 | 7 | 0 | |
| 0 | 1 | 0 | 6 | 0 | 1 | 0 | 5 | 0 | 0 | 4 | 0 | |
| 1 | 1 | 0 | 11 | 0 | 0 | 0 | 5 | 0 | 0 | 0 | 0 | |
| 1 | 8 | 0 | 51 | 0 | 1 | 3 | 25 | 1 | 2 | 18 | 1 | |
| 2 | 2 | 0 | 42 | 0 | 0 | 0 | 14 | 0 | 0 | 18 | 0 | |
| 2 | 0 | 0 | 40 | 0 | 0 | 0 | 27 | 0 | 0 | 11 | 0 | |
| 1 | 3 | 0 | 13 | 1 | 1 | 0 | 9 | 0 | 0 | 5 | 0 | |
| 1 | 1 | 0 | 11 | 0 | 0 | 0 | 10 | 0 | 0 | 1 | 0 | |
| 2 | 2 | 0 | 9 | 0 | 0 | 0 | 13 | 0 | 0 | 6 | 0 | |
| 0 | 3 | 0 | 18 | 1 | 0 | 0 | 11 | 0 | 0 | 6 | 0 | |
| 0 | 0 | 0 | 4 | 0 | 0 | 0 | 3 | 0 | 0 | 2 | 0 | |
| 1 | 1 | 0 | 0 | 0 | 0 | 0 | 2 | 0 | 0 | 2 | 0 | |
| 2 | 3 | 0 | 7 | 1 | 0 | 0 | 1 | 0 | 0 | 1 | 0 | |
| 1 | 5 | 0 | 8 | 0 | 1 | 0 | 3 | 0 | 0 | 2 | 0 | |
| 3 | 5 | 0 | 11 | 0 | 0 | 0 | 21 | 0 | 0 | 9 | 1 | |
| 1 | 2 | 1 | 35 | 1 | 0 | 1 | 95 | 0 | 1 | 23 | 0 | |
| 1 | 3 | 0 | 9 | 1 | 0 | 0 | 29 | 0 | 0 | 13 | 0 | |
| 2 | 2 | 0 | 13 | 0 | 0 | 0 | 34 | 0 | 0 | 5 | 0 | |
| 2 | 0 | 0 | 32 | 0 | 0 | 0 | 31 | 0 | 0 | 23 | 0 | |
| 0 | 4 | 0 | 19 | 0 | 0 | 0 | 23 | 0 | 0 | 32 | 0 | |
| 0 | 2 | 0 | 14 | 0 | 0 | 0 | 19 | 0 | 0 | 9 | 0 | |
| 1 | 2 | 0 | 7 | 0 | 0 | 0 | 19 | 0 | 0 | 9 | 0 | |

PRESIDENTIAL PRIMARY ELECTION
TUESDAY, MARCH 8, 2016
OAKLAND COUNTY, MICHIGAN
Republican Party

PRESIDENT OF THE UNITED STATES

| | CC | | | MH | | | RS | | |
|-----|------|-----|--|-------|-----|-----|-------|-----|-------|
| | hh | | | iu | | | ia | | |
| | BC | rr | | CF | LG | | JRK | GP | |
| | ea | ii | | ai | ir | kc | o.a | ea | cn |
| JB | nr | ss | | ro | na | ek | h | ot | kt |
| eu | s | t | | lr | dh | a | n | ra | o |
| bs | o | i | | er | sa | b | s | aa | rb |
| h | n | e | | du | em | e | c | nu | ci |
| | | | | z | y | | h | dl | oo |
| 0 | 0 | 0 | | 30 | 0 | 0 | 16 | 0 | 10 |
| 2 | 0 | 0 | | 21 | 0 | 0 | 23 | 0 | 6 |
| 1 | 0 | 0 | | 11 | 0 | 0 | 24 | 0 | 9 |
| 2 | 5 | 0 | | 13 | 0 | 0 | 11 | 0 | 5 |
| 0 | 4 | 0 | | 36 | 0 | 0 | 24 | 0 | 23 |
| 0 | 3 | 0 | | 60 | 0 | 1 | 41 | 0 | 28 |
| 1 | 2 | 0 | | 18 | 0 | 0 | 16 | 0 | 3 |
| 0 | 0 | 0 | | 9 | 0 | 0 | 11 | 0 | 12 |
| 0 | 3 | 1 | | 25 | 0 | 0 | 16 | 0 | 8 |
| 2 | 2 | 0 | | 4 | 0 | 0 | 5 | 0 | 8 |
| 1 | 5 | 0 | | 7 | 0 | 0 | 17 | 0 | 1 |
| 1 | 0 | 0 | | 9 | 0 | 0 | 14 | 0 | 4 |
| 0 | 4 | 0 | | 4 | 0 | 0 | 12 | 0 | 6 |
| 1 | 3 | 0 | | 6 | 0 | 0 | 13 | 0 | 1 |
| 0 | 3 | 1 | | 24 | 0 | 0 | 16 | 0 | 10 |
| 1 | 2 | 0 | | 13 | 0 | 0 | 15 | 0 | 6 |
| 1 | 3 | 0 | | 8 | 0 | 0 | 26 | 0 | 7 |
| 4 | 2 | 0 | | 16 | 2 | 1 | 49 | 1 | 28 |
| 0 | 2 | 0 | | 6 | 0 | 0 | 9 | 0 | 6 |
| 1 | 3 | 0 | | 6 | 0 | 0 | 6 | 0 | 11 |
| 0 | 2 | 0 | | 27 | 0 | 0 | 35 | 0 | 10 |
| 2 | 4 | 1 | | 20 | 0 | 1 | 27 | 0 | 7 |
| 2 | 0 | 1 | | 9 | 0 | 0 | 7 | 0 | 4 |
| 2 | 3 | 0 | | 18 | 0 | 0 | 25 | 0 | 10 |
| 1 | 4 | 0 | | 9 | 0 | 0 | 17 | 0 | 8 |
| 2 | 4 | 1 | | 28 | 0 | 0 | 22 | 0 | 9 |
| 1 | 1 | 0 | | 13 | 1 | 0 | 15 | 0 | 4 |
| 0 | 4 | 1 | | 13 | 0 | 0 | 18 | 0 | 10 |
| 5 | 10 | 3 | | 48 | 1 | 0 | 146 | 1 | 31 |
| 243 | 367 | 67 | | 4523 | 43 | 16 | 8414 | 11 | 2907 |
| .92 | 1.39 | .25 | | 17.23 | .16 | .06 | 32.05 | .04 | 11.07 |

Vote for not more than 1

1601 Royal Oak Twp 1

U
n
c
o
m
W
R
D J T m I T
o . r i T
n u t E
a m t
l p e
d d I N

0 0 0

CONGRESSIONAL DISTRICT 14

PRESIDENTIAL PRIMARY ELECTION

TUESDAY, MARCH 8, 2016

OAKLAND COUNTY, MICHIGAN

Republican Party

RUN DATE:03/16/16 03:44 PM

PRESIDENT OF THE UNITED STATES

Vote for not more than 1

U
n
c
o
m
W
R
D J T m I
o . r i T
n u t E
a m t
l p e
d d I
N

(CONTINUED FROM PREVIOUS PAGE)

| | | | |
|--------------------------|-----|----|---|
| 1602 Royal Oak Twp 2 | 1 | 0 | 0 |
| 2001 W. Bloomfield 1 | 169 | 9 | 0 |
| 2003 W. Bloomfield 3 | 131 | 12 | 0 |
| 2006 W. Bloomfield 6 | 84 | 1 | 0 |
| 2007 W. Bloomfield 7 | 108 | 5 | 1 |
| 2009 W. Bloomfield 9 | 80 | 8 | 0 |
| 2010 W. Bloomfield 10 | 212 | 8 | 0 |
| 2011 W. Bloomfield 11 | 120 | 4 | 1 |
| 2012 W. Bloomfield 12 | 116 | 8 | 0 |
| 2013 W. Bloomfield 13 | 126 | 8 | 0 |
| 2015 W. Bloomfield 15 | 190 | 11 | 0 |
| 2016 W. Bloomfield 16 | 240 | 12 | 2 |
| 2017 W. Bloomfield 17 | 157 | 8 | 2 |
| 2018 W. Bloomfield 18 | 148 | 12 | 0 |
| 2019 W. Bloomfield 19 | 104 | 5 | 0 |
| 2020 W. Bloomfield 20 | 82 | 5 | 0 |
| 2021 W. Bloomfield 21 | 84 | 7 | 0 |
| 2022 W. Bloomfield 22 | 138 | 9 | 0 |
| 2023 W. Bloomfield 23 | 149 | 12 | 0 |
| 2024 W. Bloomfield 24 | 98 | 1 | 0 |
| 2901 Farmington Hills 1 | 122 | 8 | 0 |
| 2902 Farmington Hills 2 | 127 | 9 | 0 |
| 2903 Farmington Hills 3 | 139 | 15 | 1 |
| 2904 Farmington Hills 4 | 144 | 16 | 0 |
| 2905 Farmington Hills 5 | 124 | 3 | 0 |
| 2906 Farmington Hills 6 | 38 | 1 | 0 |
| 2907 Farmington Hills 7 | 188 | 12 | 0 |
| 2908 Farmington Hills 8 | 139 | 7 | 0 |
| 2909 Farmington Hills 9 | 183 | 10 | 0 |
| 2910 Farmington Hills 10 | 166 | 10 | 1 |
| 2911 Farmington Hills 11 | 119 | 7 | 0 |
| 2912 Farmington Hills 12 | 119 | 1 | 3 |
| 2913 Farmington Hills 13 | 141 | 12 | 0 |
| 2914 Farmington Hills 14 | 199 | 14 | 2 |
| 2915 Farmington Hills 15 | 98 | 6 | 0 |
| 2916 Farmington Hills 16 | 199 | 11 | 1 |
| 2917 Farmington Hills 17 | 47 | 7 | 0 |
| 2918 Farmington Hills 18 | 120 | 8 | 0 |
| 2919 Farmington Hills 19 | 113 | 10 | 0 |
| 2920 Farmington Hills 20 | 129 | 11 | 0 |
| 2921 Farmington Hills 21 | 165 | 15 | 0 |
| 2922 Farmington Hills 22 | 128 | 5 | 0 |
| 2923 Farmington Hills 23 | 186 | 9 | 0 |
| 2924 Farmington Hills 24 | 223 | 16 | 0 |
| 2925 Farmington Hills 25 | 187 | 22 | 0 |
| 2926 Farmington Hills 26 | 174 | 14 | 0 |

CONGRESSIONAL DISTRICT 14

PRESIDENTIAL PRIMARY ELECTION

TUESDAY, MARCH 8, 2016

OAKLAND COUNTY, MICHIGAN

Republican Party

RUN DATE:03/16/16 03:44 PM

PRESIDENT OF THE UNITED STATES

Vote for not more than 1

U
n
c
o
m
m
i
t
e
d
I
n

O J T m I
o . r i T
n u t E
a m t
l p e I
d d N

(CONTINUED FROM PREVIOUS PAGE)

| | | | |
|--------------------------|-----|---|---|
| 2927 Farmington Hills 27 | 130 | 6 | 0 |
| 3401 Keego Harbor 1 | 171 | 1 | 0 |
| 3601 Lathrup Village 1 | 42 | 5 | 0 |
| 3602 Lathrup Village 2 | 39 | 0 | 3 |
| 4001 Oak Park 1 | 17 | 0 | 0 |
| 4002 Oak Park 2 | 56 | 4 | 0 |
| 4003 Oak Park 3 | 60 | 5 | 0 |
| 4004 Oak Park 4 | 32 | 1 | 1 |
| 4005 Oak Park 5 | 7 | 0 | 0 |
| 4006 Oak Park 6 | 20 | 0 | 0 |
| 4007 Oak Park 7 | 14 | 0 | 0 |
| 4008 Oak Park 8 | 7 | 1 | 0 |
| 4009 Oak Park 9 | 9 | 0 | 0 |
| 4010 Oak Park 10 | 10 | 1 | 1 |
| 4011 Oak Park 11 | 15 | 1 | 0 |
| 4012 Oak Park 12 | 11 | 2 | 0 |
| 4013 Oak Park 13 | 14 | 0 | 0 |
| 4014 Oak Park 14 | 32 | 4 | 0 |
| 4015 Oak Park 15 | 9 | 1 | 0 |
| 4016 Oak Park 16 | 37 | 3 | 0 |
| 4101 Orchard Lake 1 | 239 | 2 | 0 |
| 4301 Pontiac 1 | 7 | 1 | 0 |
| 4302 Pontiac 2 | 23 | 0 | 0 |
| 4303 Pontiac 3 | 16 | 1 | 1 |
| 4304 Pontiac 4 | 56 | 5 | 0 |
| 4305 Pontiac 5 | 35 | 1 | 1 |
| 4306 Pontiac 6 | 23 | 4 | 0 |
| 4307 Pontiac 7 | 14 | 2 | 1 |
| 4308 Pontiac 8 | 52 | 3 | 1 |
| 4309 Pontiac 9 | 19 | 1 | 0 |
| 4310 Pontiac 10 | 14 | 0 | 0 |
| 4311 Pontiac 11 | 85 | 3 | 2 |
| 4312 Pontiac 12 | 77 | 3 | 0 |
| 4313 Pontiac 13 | 63 | 3 | 0 |
| 4314 Pontiac 14 | 12 | 1 | 0 |
| 4315 Pontiac 15 | 17 | 1 | 0 |
| 4316 Pontiac 16 | 15 | 0 | 0 |
| 4317 Pontiac 17 | 36 | 0 | 0 |
| 4318 Pontiac 18 | 17 | 0 | 0 |
| 4319 Pontiac 19 | 7 | 0 | 0 |
| 4320 Pontiac 20 | 8 | 0 | 0 |
| 4321 Pontiac 21 | 18 | 2 | 0 |
| 4801 Southfield 1 | 31 | 1 | 0 |
| 4802 Southfield 2 | 74 | 7 | 0 |
| 4803 Southfield 3 | 35 | 3 | 0 |
| 4804 Southfield 4 | 25 | 6 | 0 |

CONGRESSIONAL DISTRICT 14

PRESIDENTIAL PRIMARY ELECTION
TUESDAY, MARCH 8, 2016
OAKLAND COUNTY, MICHIGAN
Republican Party

RUN DATE:03/16/16 03:44 PM

PRESIDENT OF THE UNITED STATES

Vote for not more than 1

U
n
c
o
m
W
R
D J T m I
o . r i T
n u t E
a m t
l p e
d d I
N

(CONTINUED FROM PREVIOUS PAGE)

| | | | |
|--------------------|-------|------|-----|
| 4805 Southfield 5 | 39 | 1 | 0 |
| 4806 Southfield 6 | 31 | 2 | 0 |
| 4807 Southfield 7 | 15 | 1 | 0 |
| 4808 Southfield 8 | 12 | 2 | 0 |
| 4809 Southfield 9 | 40 | 3 | 0 |
| 4810 Southfield 10 | 35 | 2 | 1 |
| 4811 Southfield 11 | 20 | 2 | 0 |
| 4812 Southfield 12 | 22 | 1 | 0 |
| 4813 Southfield 13 | 25 | 2 | 1 |
| 4814 Southfield 14 | 40 | 3 | 0 |
| 4815 Southfield 15 | 21 | 3 | 0 |
| 4816 Southfield 16 | 14 | 3 | 0 |
| 4817 Southfield 17 | 18 | 0 | 0 |
| 4818 Southfield 18 | 10 | 1 | 0 |
| 4819 Southfield 19 | 29 | 0 | 0 |
| 4820 Southfield 20 | 20 | 2 | 0 |
| 4821 Southfield 21 | 12 | 2 | 0 |
| 4822 Southfield 22 | 9 | 2 | 0 |
| 4823 Southfield 23 | 17 | 5 | 0 |
| 4824 Southfield 24 | 16 | 1 | 0 |
| 4825 Southfield 25 | 19 | 0 | 0 |
| 4826 Southfield 26 | 39 | 4 | 0 |
| 4827 Southfield 27 | 4 | 3 | 0 |
| 4828 Southfield 28 | 4 | 2 | 0 |
| 4829 Southfield 29 | 33 | 1 | 0 |
| 4830 Southfield 30 | 38 | 9 | 0 |
| 4831 Southfield 31 | 20 | 1 | 0 |
| 4832 Southfield 32 | 37 | 1 | 0 |
| 4833 Southfield 33 | 20 | 1 | 0 |
| 4834 Southfield 34 | 47 | 5 | 0 |
| 4835 Southfield 35 | 21 | 4 | 0 |
| 4836 Southfield 36 | 24 | 2 | 1 |
| 4901 Sylvan Lake 1 | 179 | 9 | 0 |
| CANDIDATE TOTALS | 8934 | 569 | 28 |
| CANDIDATE PERCENT | 17.01 | 1.08 | .05 |

CONGRESSIONAL DISTRICT 14

PRESIDENTIAL PRIMARY ELECTION
TUESDAY, MARCH 8, 2016
OAKLAND COUNTY, MICHIGAN
Democratic Party

RUN DATE:03/16/16 03:44 PM

PRESIDENT OF THE UNITED STATES

Vote for not more than 1

R R F U
 o o u n
 q c e c
 u k n M J O o W
 H C e y t a . ' B S m R
 i l e r M e a m I
 l i D t a r n i T
 l n e i l n d t E
 a t n l i e t .
 r o L e e r e I
 y n a y s d N

| | | | | | | |
|--------------------------|-----|---|---|-----|----|---|
| 1601 Royal Oak Twp 1 | 257 | 0 | 0 | 97 | 7 | 0 |
| 1602 Royal Oak Twp 2 | 263 | 0 | 1 | 96 | 2 | 0 |
| 2001 W. Bloomfield 1 | 316 | 0 | 1 | 159 | 11 | 0 |
| 2003 W. Bloomfield 3 | 113 | 0 | 1 | 116 | 7 | 0 |
| 2006 W. Bloomfield 6 | 237 | 0 | 0 | 118 | 6 | 0 |
| 2007 W. Bloomfield 7 | 257 | 0 | 2 | 153 | 4 | 0 |
| 2009 W. Bloomfield 9 | 262 | 0 | 0 | 171 | 4 | 0 |
| 2010 W. Bloomfield 10 | 277 | 0 | 1 | 211 | 3 | 0 |
| 2011 W. Bloomfield 11 | 363 | 2 | 0 | 202 | 9 | 0 |
| 2012 W. Bloomfield 12 | 452 | 0 | 0 | 189 | 21 | 1 |
| 2013 W. Bloomfield 13 | 281 | 0 | 0 | 188 | 6 | 0 |
| 2015 W. Bloomfield 15 | 404 | 1 | 0 | 219 | 8 | 0 |
| 2016 W. Bloomfield 16 | 264 | 0 | 0 | 175 | 8 | 0 |
| 2017 W. Bloomfield 17 | 343 | 0 | 0 | 147 | 5 | 0 |
| 2018 W. Bloomfield 18 | 199 | 0 | 1 | 121 | 11 | 0 |
| 2019 W. Bloomfield 19 | 418 | 0 | 0 | 152 | 17 | 2 |
| 2020 W. Bloomfield 20 | 213 | 0 | 0 | 131 | 5 | 0 |
| 2021 W. Bloomfield 21 | 249 | 1 | 0 | 125 | 7 | 0 |
| 2022 W. Bloomfield 22 | 344 | 0 | 1 | 167 | 19 | 0 |
| 2023 W. Bloomfield 23 | 390 | 1 | 2 | 153 | 12 | 0 |
| 2024 W. Bloomfield 24 | 221 | 1 | 1 | 112 | 0 | 0 |
| 2901 Farmington Hills 1 | 368 | 0 | 0 | 210 | 10 | 0 |
| 2902 Farmington Hills 2 | 418 | 0 | 1 | 233 | 15 | 0 |
| 2903 Farmington Hills 3 | 395 | 0 | 0 | 262 | 10 | 0 |
| 2904 Farmington Hills 4 | 397 | 0 | 0 | 204 | 21 | 0 |
| 2905 Farmington Hills 5 | 220 | 0 | 1 | 148 | 10 | 0 |
| 2906 Farmington Hills 6 | 179 | 0 | 0 | 115 | 8 | 0 |
| 2907 Farmington Hills 7 | 278 | 0 | 2 | 145 | 8 | 0 |
| 2908 Farmington Hills 8 | 249 | 0 | 0 | 162 | 11 | 0 |
| 2909 Farmington Hills 9 | 308 | 0 | 1 | 267 | 10 | 0 |
| 2910 Farmington Hills 10 | 361 | 0 | 2 | 296 | 4 | 1 |
| 2911 Farmington Hills 11 | 379 | 0 | 0 | 228 | 14 | 0 |
| 2912 Farmington Hills 12 | 361 | 0 | 0 | 204 | 1 | 0 |
| 2913 Farmington Hills 13 | 257 | 0 | 2 | 195 | 8 | 0 |
| 2914 Farmington Hills 14 | 233 | 0 | 2 | 247 | 11 | 0 |
| 2915 Farmington Hills 15 | 164 | 0 | 1 | 102 | 3 | 0 |
| 2916 Farmington Hills 16 | 358 | 0 | 4 | 249 | 4 | 0 |
| 2917 Farmington Hills 17 | 332 | 0 | 0 | 234 | 3 | 1 |
| 2918 Farmington Hills 18 | 173 | 0 | 0 | 186 | 5 | 0 |
| 2919 Farmington Hills 19 | 367 | 1 | 1 | 236 | 4 | 0 |
| 2920 Farmington Hills 20 | 377 | 0 | 1 | 338 | 9 | 0 |
| 2921 Farmington Hills 21 | 252 | 0 | 1 | 307 | 11 | 0 |
| 2922 Farmington Hills 22 | 183 | 0 | 0 | 172 | 10 | 0 |
| 2923 Farmington Hills 23 | 171 | 0 | 0 | 118 | 3 | 0 |
| 2924 Farmington Hills 24 | 329 | 1 | 1 | 244 | 4 | 1 |
| 2925 Farmington Hills 25 | 358 | 0 | 3 | 252 | 16 | 1 |

RUN DATE:03/16/16 03:44 PM

PRESIDENT OF THE UNITED STATES

Vote for not more than 1

R R F U
 o o u n
 q c e c
 u k n M J O o W
 H C e y t a . ' B S m R
 i l e r M e a m I
 l i D t a r n i T
 l n e i l n d t E
 a t n l i e t
 r o L e e r e I
 y n a y s d N

(CONTINUED FROM PREVIOUS PAGE)

| | | | | | | |
|--------------------------|-----|---|---|-----|----|---|
| 2926 Farmington Hills 26 | 229 | 1 | 0 | 280 | 18 | 1 |
| 2927 Farmington Hills 27 | 225 | 1 | 0 | 211 | 8 | 0 |
| 3401 Keego Harbor 1 | 128 | 0 | 1 | 198 | 5 | 0 |
| 3601 Lathrup Village 1 | 488 | 0 | 0 | 260 | 5 | 0 |
| 3602 Lathrup Village 2 | 534 | 1 | 2 | 241 | 3 | 0 |
| 4001 Oak Park 1 | 125 | 0 | 1 | 71 | 2 | 0 |
| 4002 Oak Park 2 | 157 | 0 | 1 | 184 | 3 | 0 |
| 4003 Oak Park 3 | 181 | 0 | 0 | 217 | 3 | 0 |
| 4004 Oak Park 4 | 140 | 1 | 0 | 63 | 1 | 0 |
| 4005 Oak Park 5 | 204 | 0 | 1 | 130 | 0 | 0 |
| 4006 Oak Park 6 | 353 | 0 | 1 | 138 | 4 | 1 |
| 4007 Oak Park 7 | 347 | 0 | 0 | 151 | 2 | 0 |
| 4008 Oak Park 8 | 434 | 0 | 0 | 157 | 0 | 0 |
| 4009 Oak Park 9 | 408 | 0 | 1 | 149 | 3 | 0 |
| 4010 Oak Park 10 | 505 | 2 | 1 | 154 | 6 | 0 |
| 4011 Oak Park 11 | 211 | 0 | 0 | 135 | 2 | 0 |
| 4012 Oak Park 12 | 470 | 1 | 0 | 199 | 4 | 0 |
| 4013 Oak Park 13 | 419 | 0 | 0 | 194 | 7 | 0 |
| 4014 Oak Park 14 | 203 | 1 | 1 | 261 | 6 | 0 |
| 4015 Oak Park 15 | 239 | 1 | 0 | 208 | 6 | 0 |
| 4016 Oak Park 16 | 151 | 0 | 0 | 279 | 7 | 0 |
| 4101 Orchard Lake 1 | 143 | 0 | 0 | 96 | 3 | 0 |
| 4301 Pontiac 1 | 611 | 0 | 0 | 166 | 3 | 0 |
| 4302 Pontiac 2 | 256 | 0 | 0 | 116 | 6 | 1 |
| 4303 Pontiac 3 | 484 | 0 | 2 | 187 | 5 | 0 |
| 4304 Pontiac 4 | 191 | 0 | 0 | 161 | 8 | 0 |
| 4305 Pontiac 5 | 281 | 1 | 0 | 160 | 3 | 0 |
| 4306 Pontiac 6 | 305 | 1 | 3 | 190 | 6 | 0 |
| 4307 Pontiac 7 | 103 | 0 | 0 | 39 | 1 | 0 |
| 4308 Pontiac 8 | 186 | 1 | 0 | 142 | 3 | 0 |
| 4309 Pontiac 9 | 167 | 0 | 0 | 73 | 3 | 0 |
| 4310 Pontiac 10 | 44 | 1 | 0 | 32 | 1 | 0 |
| 4311 Pontiac 11 | 274 | 0 | 3 | 230 | 8 | 0 |
| 4312 Pontiac 12 | 214 | 0 | 1 | 141 | 4 | 0 |
| 4313 Pontiac 13 | 266 | 0 | 0 | 160 | 3 | 1 |
| 4314 Pontiac 14 | 185 | 1 | 1 | 128 | 4 | 0 |
| 4315 Pontiac 15 | 509 | 0 | 0 | 176 | 2 | 0 |
| 4316 Pontiac 16 | 448 | 0 | 1 | 167 | 8 | 0 |
| 4317 Pontiac 17 | 220 | 1 | 0 | 120 | 2 | 1 |
| 4318 Pontiac 18 | 136 | 1 | 0 | 57 | 4 | 0 |
| 4319 Pontiac 19 | 395 | 5 | 2 | 127 | 1 | 0 |
| 4320 Pontiac 20 | 473 | 0 | 0 | 135 | 6 | 0 |
| 4321 Pontiac 21 | 463 | 0 | 1 | 155 | 9 | 0 |
| 4801 Southfield 1 | 490 | 0 | 2 | 161 | 8 | 0 |
| 4802 Southfield 2 | 411 | 1 | 0 | 272 | 4 | 0 |
| 4803 Southfield 3 | 342 | 0 | 0 | 206 | 5 | 0 |

RUN DATE:03/16/16 03:44 PM

PRESIDENT OF THE UNITED STATES

Vote for not more than 1

R R F U
 o o u n
 q c e c
 u k n M J O o W
 H C e y t a . ' B S m R
 i l e r M e a m I
 l i D t a r n i T
 l n e i l n d t E
 a t n l i e t .
 r o L e e r e I
 y n a y s d N

(CONTINUED FROM PREVIOUS PAGE)

| | | | | | | |
|--------------------|-------|-----|-----|-------|------|-----|
| 4804 Southfield 4 | 447 | 0 | 1 | 203 | 10 | 0 |
| 4805 Southfield 5 | 194 | 0 | 0 | 172 | 4 | 0 |
| 4806 Southfield 6 | 391 | 0 | 0 | 175 | 6 | 0 |
| 4807 Southfield 7 | 482 | 1 | 0 | 198 | 3 | 0 |
| 4808 Southfield 8 | 364 | 1 | 0 | 152 | 5 | 0 |
| 4809 Southfield 9 | 260 | 1 | 0 | 209 | 2 | 0 |
| 4810 Southfield 10 | 430 | 0 | 0 | 173 | 4 | 0 |
| 4811 Southfield 11 | 479 | 0 | 0 | 183 | 9 | 0 |
| 4812 Southfield 12 | 464 | 0 | 1 | 170 | 7 | 0 |
| 4813 Southfield 13 | 443 | 0 | 1 | 126 | 6 | 0 |
| 4814 Southfield 14 | 236 | 0 | 0 | 93 | 2 | 0 |
| 4815 Southfield 15 | 322 | 1 | 0 | 147 | 5 | 0 |
| 4816 Southfield 16 | 479 | 1 | 0 | 170 | 7 | 1 |
| 4817 Southfield 17 | 454 | 0 | 0 | 175 | 4 | 1 |
| 4818 Southfield 18 | 459 | 0 | 0 | 202 | 3 | 0 |
| 4819 Southfield 19 | 318 | 0 | 1 | 134 | 1 | 0 |
| 4820 Southfield 20 | 547 | 0 | 0 | 200 | 11 | 0 |
| 4821 Southfield 21 | 627 | 1 | 0 | 203 | 9 | 0 |
| 4822 Southfield 22 | 667 | 1 | 1 | 174 | 9 | 0 |
| 4823 Southfield 23 | 504 | 1 | 0 | 204 | 11 | 0 |
| 4824 Southfield 24 | 391 | 0 | 0 | 192 | 6 | 0 |
| 4825 Southfield 25 | 462 | 0 | 1 | 125 | 11 | 1 |
| 4826 Southfield 26 | 483 | 0 | 1 | 145 | 7 | 0 |
| 4827 Southfield 27 | 371 | 0 | 0 | 148 | 5 | 0 |
| 4828 Southfield 28 | 286 | 0 | 0 | 150 | 8 | 1 |
| 4829 Southfield 29 | 555 | 0 | 0 | 249 | 5 | 1 |
| 4830 Southfield 30 | 521 | 0 | 0 | 203 | 16 | 0 |
| 4831 Southfield 31 | 470 | 0 | 3 | 183 | 2 | 0 |
| 4832 Southfield 32 | 356 | 0 | 0 | 144 | 12 | 0 |
| 4833 Southfield 33 | 561 | 1 | 1 | 219 | 1 | 0 |
| 4834 Southfield 34 | 246 | 1 | 0 | 157 | 6 | 0 |
| 4835 Southfield 35 | 286 | 0 | 0 | 139 | 6 | 0 |
| 4836 Southfield 36 | 250 | 0 | 0 | 146 | 0 | 0 |
| 4901 Sylvan Lake 1 | 152 | 0 | 2 | 168 | 6 | 0 |
| CANDIDATE TOTALS | 41295 | 40 | 73 | 21864 | 799 | 17 |
| CANDIDATE PERCENT | 64.43 | .06 | .11 | 34.11 | 1.24 | .02 |

| PRESIDENT OF THE UNITED STATES | | | | | | | | | | | | |
|--------------------------------|------------------------|------------------|---------------------|---------------------------|---------------------------|---------------------|--------------------------|---------------------------|--------------------------|-------------------------|---|------------------------|
| REPUBLICAN CANDIDATES | | | | | | | | | | | | |
| Precinct | # of Registered Voters | Poll Book Totals | Jeb Bush Republican | Dr. Ben Carson Republican | Chris Christie Republican | Ted Cruz Republican | Carly Fiorina Republican | Lindsey Graham Republican | Mike Huckabee Republican | 1 position | | John Kasich Republican |
| | | | | | | | | | | Bobby Jindal Republican | | |
| BENONA | 1191 | 522 | 5 | 5 | 1 | 147 | 2 | 0 | 0 | | | 76 |
| CLAYBANKS | 633 | 226 | 4 | 2 | 2 | 66 | 1 | 0 | 0 | | | 33 |
| COLFAX | 329 | 86 | 0 | 0 | | 17 | 0 | 0 | 0 | | | 10 |
| CRYSTAL | 439 | 144 | 3 | 1 | 0 | 33 | 0 | 0 | 0 | | | 18 |
| ELBRIDGE | 633 | 250 | 1 | 3 | 0 | 79 | 0 | 0 | 1 | | | 27 |
| FERRY | 918 | 282 | 0 | 1 | 0 | 94 | 0 | 0 | 0 | | | 26 |
| GOLDEN | 1424 | 544 | 4 | 6 | 0 | 135 | 0 | 0 | 1 | | | 64 |
| GRANT | 2123 | 651 | 8 | 8 | 1 | 191 | 2 | 0 | 0 | | | 62 |
| GREENWOOD | 775 | 195 | 1 | 1 | 0 | 64 | 0 | 0 | 0 | | | 25 |
| HART | 1420 | 572 | 1 | 16 | 1 | 156 | 0 | 0 | 1 | | | 98 |
| LEAVITT | 589 | 165 | 1 | 1 | 0 | 46 | 0 | 0 | 0 | | | 13 |
| NEWFIELD | 1818 | 551 | 4 | 7 | 1 | 106 | 0 | 0 | 0 | | | 60 |
| OTTO | 593 | 161 | 0 | 0 | 0 | 50 | 0 | 0 | 0 | | | 18 |
| PENTWATER | 1469 | 657 | 0 | 12 | 0 | 96 | 0 | 0 | 0 | | | 149 |
| SHELBY #1 | 1763 | 572 | 3 | 5 | 0 | 185 | 1 | 0 | 2 | | | 77 |
| SHELBY #2 | 740 | 327 | 0 | 0 | 0 | 116 | 0 | 0 | 0 | | | 64 |
| WEARE | 914 | 313 | 0 | 4 | 0 | 63 | 0 | 0 | 0 | | | 54 |
| CITY OF HART | 1276 | 390 | 5 | 5 | 0 | 72 | 0 | 0 | 0 | | | 50 |
| TOTALS | 0 of 18 | 19065 | 6610 | 40 | 77 | 6 | 1698 | 6 | 0 | 9 | 0 | 924 |

| Precinct | # of Registered Voters | Poll Book Totals | George Pataki Republican | Rand Paul Republican | Marco Rubio Republican | Rick Santorum Republican | Donald Trump Republican | Uncommitted Republican |
|---------------|------------------------|------------------|--------------------------|----------------------|------------------------|--------------------------|-------------------------|------------------------|
| BENONA | 1191 | 522 | 0 | 2 | 45 | 0 | 87 | 6 |
| CLAYBANKS | 633 | 226 | 0 | 1 | 13 | 0 | 42 | 1 |
| COLFAX | 329 | 88 | 0 | 0 | 2 | 0 | 24 | 1 |
| CRYSTAL | 439 | 144 | 0 | 0 | 6 | 0 | 29 | 0 |
| ELBRIDGE | 633 | 250 | 0 | 1 | 11 | 0 | 62 | 6 |
| FERRY | 916 | 282 | 0 | 1 | 6 | 1 | 55 | 0 |
| GOLDEN | 1424 | 544 | 0 | 2 | 40 | 0 | 132 | 6 |
| GRANT | 2123 | 651 | 0 | 3 | 31 | 0 | 115 | 3 |
| GREENWOOD | 775 | 195 | 0 | 0 | 7 | 0 | 36 | 0 |
| HART | 1420 | 572 | 0 | 0 | 38 | 2 | 109 | 6 |
| LEAVITT | 589 | 165 | 0 | 0 | 5 | 1 | 54 | 0 |
| NEWFIELD | 1818 | 551 | 0 | 1 | 15 | 0 | 132 | 5 |
| OTTO | 593 | 161 | 0 | 0 | 6 | 0 | 44 | 0 |
| PENTWATER | 1469 | 657 | 1 | 1 | 35 | 0 | 127 | 4 |
| SHELBY #1 | 1783 | 572 | 0 | 1 | 21 | 0 | 86 | 11 |
| SHELBY #2 | 740 | 327 | 1 | 0 | 15 | 0 | 53 | 0 |
| WEARE | 914 | 313 | 0 | 1 | 14 | 0 | 77 | 1 |
| CITY OF HART | 1276 | 390 | 0 | 2 | 23 | 1 | 75 | 6 |
| TOTALS | 0 | 19065 | 2 | 16 | 331 | 5 | 1339 | 56 |
| | of 18 | | | | | | | |

| | | PRESIDENT OF THE UNITED STATES | | | |
|---------------|------------------------------|--------------------------------|--------------------------------|-------------------------------|-------------------------|
| | | DEMOCRATIC CANDIDATES | | | |
| | | 1 position | | | |
| Precinct | # of Registered Voters | Hillary Clinton Democrat | Marlin O'Malley Democrat | Bernie Sanders Democrat | Uncommitted Democrat |
| BENONA | 1191 | 45 | 1 | 99 | 1 |
| CLAYBANKS | 633 | 21 | 0 | 41 | 0 |
| COLFAX | 329 | 14 | 0 | 20 | 0 |
| CRYSTAL | 439 | 29 | 0 | 25 | 0 |
| ELBRIDGE | 633 | 22 | 0 | 34 | 3 |
| FERRY | 916 | 34 | 0 | 63 | 0 |
| GOLDEN | 1424 | 65 | 1 | 85 | 3 |
| GRANT | 2123 | 74 | 1 | 147 | 1 |
| GREENWOOD | 775 | 22 | 1 | 38 | 0 |
| HART | 1420 | 57 | 0 | 71 | 4 |
| LEAVITT | 589 | 15 | 0 | 28 | 0 |
| NEWFIELD | 1818 | 76 | 0 | 135 | 5 |
| OTTO | 593 | 21 | 0 | 20 | 2 |
| PENTWATER | 1469 | 86 | 0 | 124 | 3 |
| SHELBY #1 | 1783 | 70 | 0 | 126 | 4 |
| SHELBY #2 | 740 | 34 | 0 | 42 | 0 |
| WEARE | 914 | 28 | 1 | 63 | 1 |
| CITY OF HART | 1276 | 68 | 1 | 76 | 4 |
| TOTALS | 0 of 18 | 791 | 6 | 1237 | 31 |

| | | | | HART TOWNSHIP | | | WEARE TOWNSHIP | | |
|----------------------------|--|--|--|------------------------------|------------------------|--------------|----------------|-----|--------|
| | | | | ROAD MILLAGE | | | | | |
| | | | | RENEWAL PROPOSITION | | | | | |
| | | | | # of Registered Voters | Poll Book Totals | Turnout % | YES | NO | TOTALS |
| Precinct | | | | | | | | | |
| HART TOWNSHIP, PRECINCT 1 | | | | 1420 | 572 | 40.28% | 300 | 242 | 542 |
| WEARE TOWNSHIP, PRECINCT 1 | | | | 914 | 313 | 34.25% | 0 | 0 | 0 |
| TOTALS | | | | 2334 | 885 | | 300 | 242 | 542 |
| | | | | | | | 192 | 111 | 303 |

MARCH 8, 2016 PRIMARY ELECTION

OFFICIAL ELECTION RESULTS

OCEANA COUNTY, MI

| PRESIDENT OF THE UNITED STATES | | | | | | | | | |
|--------------------------------|------------------------|------------------|--------------------------|-------------------------------------|-------------------------------------|-------------------------|----------------------|-----------|--|
| DEMOCRATIC CANDIDATES | | | | | | | | | |
| Precinct | # of Registered Voters | Poll Book Totals | Hillary Clinton Democrat | Roque "Rocky" De La Fuente Democrat | 1 position Martin O'Malley Democrat | Bernie Sanders Democrat | Uncommitted Democrat | | |
| BENONA | 1191 | 522 | 45 | 0 | 1 | 99 | 1 | | |
| CLAYBANKS | 633 | 226 | 21 | 0 | 0 | 41 | 0 | | |
| COLFAX | 329 | 88 | 14 | 0 | 0 | 20 | 0 | | |
| CRYSTAL | 439 | 144 | 29 | 0 | 0 | 25 | 0 | | |
| ELBRIDGE | 633 | 250 | 22 | 0 | 0 | 34 | 3 | | |
| FERRY | 916 | 282 | 34 | 0 | 0 | 63 | 0 | | |
| GOLDEN | 1424 | 544 | 65 | 0 | 0 | 85 | 3 | | |
| GRANT | 2123 | 651 | 74 | 2 | 1 | 147 | 1 | | |
| GREENWOOD | 775 | 195 | 22 | 0 | 1 | 38 | 0 | | |
| HART | 1420 | 572 | 57 | 0 | 0 | 71 | 4 | | |
| LEAVITT | 589 | 165 | 15 | 0 | 0 | 28 | 0 | | |
| NEWFIELD | 1818 | 551 | 76 | 1 | 0 | 135 | 5 | | |
| OTTO | 593 | 161 | 21 | 0 | 0 | 20 | 2 | | |
| PENTWATER | 1469 | 657 | 96 | 0 | 0 | 124 | 3 | | |
| SHELBY #1 | 1763 | 572 | 70 | 0 | 0 | 126 | 4 | | |
| SHELBY #2 | 740 | 327 | 34 | 0 | 0 | 42 | 0 | | |
| WEARE | 914 | 313 | 28 | 0 | 1 | 63 | 1 | | |
| CITY OF HART | 1276 | 390 | 68 | 2 | 1 | 76 | 4 | | |
| TOTALS | 0 | 19065 | 6610 | 791 | 5 | 6 | 1237 | 31 | |
| | of 18 | | | | | | | | |

OFFICIAL COUNTY VOTE TOTALS

CANVASS OF VOTES CAST

FOR

**OGEMAW COUNTY
MICHIGAN**

**PRESIDENTIAL PRIMARY ELECTION
MARCH 8, 2016**

(PERMANENT RECORD – DO NOT DESTROY)

Statement of Vote
MI County
Ogemaw_PPP_2016_E
3/8/2016

Republican President of the United States

| | Registered | Turnout | Percent | 1 | 2 | 3 | 4 | 5 | 6 | 7 | 8 | 9 ✓ |
|---|--------------|------------|---------------|----------|----------|----------|-----------|----------|----------|----------|-----------|------------|
| City of Rose City Ward 1 Pct 1 | 127 | 30 | 23.62% | 0 | 0 | 1 | 2 | 0 | 0 | 0 | 1 | 0 |
| Election Day Precinct | | 0 | 0.00% | 0 | 0 | 0 | 0 | 0 | 0 | 0 | 0 | 0 |
| Election Day Manual Entry | | 0 | 0.00% | 0 | 0 | 0 | 0 | 0 | 0 | 0 | 0 | 0 |
| SPR Host | | 30 | 23.62% | 0 | 0 | 1 | 2 | 0 | 0 | 0 | 1 | 0 |
| County Clerk Pack | | 0 | 0.00% | 0 | 0 | 0 | 0 | 0 | 0 | 0 | 0 | 0 |
| City of Rose City Ward 2 Pct 1 | 78 | 22 | 28.21% | 0 | 1 | 0 | 1 | 0 | 0 | 0 | 1 | 0 ✓ |
| Election Day Precinct | | 0 | 0.00% | 0 | 0 | 0 | 0 | 0 | 0 | 0 | 0 | 0 |
| Election Day Manual Entry | | 0 | 0.00% | 0 | 0 | 0 | 0 | 0 | 0 | 0 | 0 | 0 |
| SPR Host | | 22 | 28.21% | 0 | 1 | 0 | 1 | 0 | 0 | 0 | 1 | 0 |
| County Clerk Pack | | 0 | 0.00% | 0 | 0 | 0 | 0 | 0 | 0 | 0 | 0 | 0 |
| City of Rose City Ward 3 Pct 1 | 177 | 50 | 28.25% | 0 | 3 | 0 | 5 | 0 | 0 | 0 | 4 | 0 ✓ |
| Election Day Precinct | | 0 | 0.00% | 0 | 0 | 0 | 0 | 0 | 0 | 0 | 0 | 0 |
| Election Day Manual Entry | | 0 | 0.00% | 0 | 0 | 0 | 0 | 0 | 0 | 0 | 0 | 0 |
| SPR Host | | 50 | 28.25% | 0 | 3 | 0 | 5 | 0 | 0 | 0 | 4 | 0 |
| County Clerk Pack | | 0 | 0.00% | 0 | 0 | 0 | 0 | 0 | 0 | 0 | 0 | 0 |
| City of West Branch Ward 1 Pct 1 | 510 | 139 | 27.25% | 1 | 3 | 0 | 23 | 0 | 0 | 0 | 11 | 0 ✓ |
| Election Day Precinct | | 0 | 0.00% | 0 | 0 | 0 | 0 | 0 | 0 | 0 | 0 | 0 |
| Election Day Manual Entry | | 0 | 0.00% | 0 | 0 | 0 | 0 | 0 | 0 | 0 | 0 | 0 |
| SPR Host | | 139 | 27.25% | 1 | 3 | 0 | 23 | 0 | 0 | 0 | 11 | 0 |
| County Clerk Pack | | 0 | 0.00% | 0 | 0 | 0 | 0 | 0 | 0 | 0 | 0 | 0 |
| City of West Branch Ward 2 Pct 1 | 537 | 147 | 27.37% | 1 | 1 | 0 | 32 | 0 | 0 | 0 | 20 | 0 ✓ |
| Election Day Precinct | | 0 | 0.00% | 0 | 0 | 0 | 0 | 0 | 0 | 0 | 0 | 0 |
| Election Day Manual Entry | | 0 | 0.00% | 0 | 0 | 0 | 0 | 0 | 0 | 0 | 0 | 0 |
| SPR Host | | 147 | 27.37% | 1 | 1 | 0 | 32 | 0 | 0 | 0 | 20 | 0 |
| County Clerk Pack | | 0 | 0.00% | 0 | 0 | 0 | 0 | 0 | 0 | 0 | 0 | 0 |
| City of West Branch Ward 3 Pct 1 | 520 | 152 | 29.23% | 1 | 3 | 0 | 21 | 0 | 0 | 0 | 15 | 0 ✓ |
| Election Day Precinct | | 0 | 0.00% | 0 | 0 | 0 | 0 | 0 | 0 | 0 | 0 | 0 |
| Election Day Manual Entry | | 0 | 0.00% | 0 | 0 | 0 | 0 | 0 | 0 | 0 | 0 | 0 |
| SPR Host | | 152 | 29.23% | 1 | 3 | 0 | 21 | 0 | 0 | 0 | 15 | 0 |
| County Clerk Pack | | 0 | 0.00% | 0 | 0 | 0 | 0 | 0 | 0 | 0 | 0 | 0 |
| Churchill Township Precinct 1 | 1,233 | 412 | 33.41% | 2 | 8 | 0 | 51 | 0 | 0 | 0 | 40 | 0 ✓ |
| Election Day Precinct | | 0 | 0.00% | 0 | 0 | 0 | 0 | 0 | 0 | 0 | 0 | 0 |
| Election Day Manual Entry | | 0 | 0.00% | 0 | 0 | 0 | 0 | 0 | 0 | 0 | 0 | 0 |
| SPR Host | | 412 | 33.41% | 2 | 8 | 0 | 51 | 0 | 0 | 0 | 40 | 0 |
| County Clerk Pack | | 0 | 0.00% | 0 | 0 | 0 | 0 | 0 | 0 | 0 | 0 | 0 |
| Cumming Township Precinct 1 | 550 | 171 | 31.09% | 0 | 3 | 0 | 22 | 0 | 0 | 0 | 16 | 0 ✓ |
| Election Day Precinct | | 0 | 0.00% | 0 | 0 | 0 | 0 | 0 | 0 | 0 | 0 | 0 |
| Election Day Manual Entry | | 0 | 0.00% | 0 | 0 | 0 | 0 | 0 | 0 | 0 | 0 | 0 |
| SPR Host | | 171 | 31.09% | 0 | 3 | 0 | 22 | 0 | 0 | 0 | 16 | 0 |
| County Clerk Pack | | 0 | 0.00% | 0 | 0 | 0 | 0 | 0 | 0 | 0 | 0 | 0 |
| Edwards Township Precinct 1 | 1,042 | 396 | 38.00% | 2 | 5 | 0 | 73 | 0 | 0 | 1 | 47 | 0 ✓ |
| Election Day Precinct | | 0 | 0.00% | 0 | 0 | 0 | 0 | 0 | 0 | 0 | 0 | 0 |
| Election Day Manual Entry | | 0 | 0.00% | 0 | 0 | 0 | 0 | 0 | 0 | 0 | 0 | 0 |
| SPR Host | | 396 | 38.00% | 2 | 5 | 0 | 73 | 0 | 0 | 1 | 47 | 0 |
| County Clerk Pack | | 0 | 0.00% | 0 | 0 | 0 | 0 | 0 | 0 | 0 | 0 | 0 |
| Foster Township Precinct 1 | 689 | 230 | 33.38% | 0 | 1 | 0 | 25 | 0 | 0 | 0 | 24 | 0 ✓ |
| Election Day Precinct | | 0 | 0.00% | 0 | 0 | 0 | 0 | 0 | 0 | 0 | 0 | 0 |
| Election Day Manual Entry | | 0 | 0.00% | 0 | 0 | 0 | 0 | 0 | 0 | 0 | 0 | 0 |
| SPR Host | | 230 | 33.38% | 0 | 1 | 0 | 25 | 0 | 0 | 0 | 24 | 0 |
| County Clerk Pack | | 0 | 0.00% | 0 | 0 | 0 | 0 | 0 | 0 | 0 | 0 | 0 |

| | 10 | 11 | 12 | 13 | 14 | 15 |
|--|----|----|----|-----|----|-----|
| City of Rose City Ward 1 Pct 10 | 0 | 0 | 0 | 11 | 0 | 0 ✓ |
| Election Day Precinct | 0 | 0 | 0 | 0 | 0 | 0 |
| Election Day Manual Entry | 0 | 0 | 0 | 0 | 0 | 0 |
| SPR Host | 0 | 0 | 0 | 11 | 0 | 0 |
| County Clerk Pack | 0 | 0 | 0 | 0 | 0 | 0 |
| City of Rose City Ward 2 Pct 10 | 1 | 0 | 0 | 9 | 0 | 1 ✓ |
| Election Day Precinct | 0 | 0 | 0 | 0 | 0 | 0 |
| Election Day Manual Entry | 0 | 0 | 0 | 0 | 0 | 0 |
| SPR Host | 0 | 1 | 0 | 9 | 0 | 1 |
| County Clerk Pack | 0 | 0 | 0 | 0 | 0 | 0 |
| City of Rose City Ward 3 Pct 10 | 7 | 0 | 0 | 16 | 0 | 0 ✓ |
| Election Day Precinct | 0 | 0 | 0 | 0 | 0 | 0 |
| Election Day Manual Entry | 0 | 0 | 0 | 0 | 0 | 0 |
| SPR Host | 0 | 7 | 0 | 16 | 0 | 0 |
| County Clerk Pack | 0 | 0 | 0 | 0 | 0 | 0 |
| City of West Branch Ward 1 Pct 10 | 4 | 0 | 0 | 33 | 2 | 1 ✓ |
| Election Day Precinct | 0 | 0 | 0 | 0 | 0 | 0 |
| Election Day Manual Entry | 0 | 0 | 0 | 0 | 0 | 0 |
| SPR Host | 0 | 4 | 0 | 33 | 2 | 1 |
| County Clerk Pack | 0 | 0 | 0 | 0 | 0 | 0 |
| City of West Branch Ward 2 Pct 10 | 5 | 0 | 0 | 23 | 1 | 0 ✓ |
| Election Day Precinct | 0 | 0 | 0 | 0 | 0 | 0 |
| Election Day Manual Entry | 0 | 0 | 0 | 0 | 0 | 0 |
| SPR Host | 1 | 5 | 0 | 23 | 1 | 0 |
| County Clerk Pack | 0 | 0 | 0 | 0 | 0 | 0 |
| City of West Branch Ward 3 Pct 10 | 4 | 0 | 0 | 31 | 2 | 0 ✓ |
| Election Day Precinct | 0 | 0 | 0 | 0 | 0 | 0 |
| Election Day Manual Entry | 0 | 0 | 0 | 0 | 0 | 0 |
| SPR Host | 0 | 4 | 0 | 31 | 2 | 0 |
| County Clerk Pack | 0 | 0 | 0 | 0 | 0 | 0 |
| Churchill Township Precinct 10 | 20 | 1 | 0 | 140 | 3 | 0 ✓ |
| Election Day Precinct | 0 | 0 | 0 | 0 | 0 | 0 |
| Election Day Manual Entry | 0 | 0 | 0 | 0 | 0 | 0 |
| SPR Host | 0 | 20 | 1 | 140 | 3 | 0 |
| County Clerk Pack | 0 | 0 | 0 | 0 | 0 | 0 |
| Cumming Township Precinct 11 | 9 | 0 | 0 | 63 | 2 | 0 ✓ |
| Election Day Precinct | 0 | 0 | 0 | 0 | 0 | 0 |
| Election Day Manual Entry | 0 | 0 | 0 | 0 | 0 | 0 |
| SPR Host | 1 | 9 | 0 | 63 | 2 | 0 |
| County Clerk Pack | 0 | 0 | 0 | 0 | 0 | 0 |
| Edwards Township Precinct 11 | 17 | 0 | 0 | 103 | 2 | 0 ✓ |
| Election Day Precinct | 0 | 0 | 0 | 0 | 0 | 0 |
| Election Day Manual Entry | 0 | 0 | 0 | 0 | 0 | 0 |
| SPR Host | 1 | 17 | 0 | 103 | 2 | 0 |
| County Clerk Pack | 0 | 0 | 0 | 0 | 0 | 0 |
| Foster Township Precinct 11 | 8 | 1 | 0 | 78 | 0 | 0 ✓ |
| Election Day Precinct | 0 | 0 | 0 | 0 | 0 | 0 |
| Election Day Manual Entry | 0 | 0 | 0 | 0 | 0 | 0 |
| SPR Host | 0 | 8 | 1 | 78 | 0 | 0 |
| County Clerk Pack | 0 | 0 | 0 | 0 | 0 | 0 |

| | 10 | 11 | 12 | 13 | 14 | 15 |
|--------------------------------------|-----------|-----------|------------|------------|------------|------------|
| Goodar Township Precinct 1 | 1 | 3 | 0 | 37 | 0 | 0 ✓ |
| Election Day Precinct | 0 | 0 | 0 | 0 | 0 | 0 |
| Election Day Manual Entry | 0 | 0 | 0 | 0 | 0 | 0 |
| SPR Host | 1 | 3 | 0 | 37 | 0 | 0 |
| County Clerk Pack | 0 | 0 | 0 | 0 | 0 | 0 |
| Hill Township Precinct 1 | 1 | 17 | 1 | 129 | 4 | 0 ✓ |
| Election Day Precinct | 0 | 0 | 0 | 0 | 0 | 0 |
| Election Day Manual Entry | 0 | 0 | 0 | 0 | 0 | 0 |
| SPR Host | 1 | 17 | 1 | 129 | 4 | 0 |
| County Clerk Pack | 0 | 0 | 0 | 0 | 0 | 0 |
| Horton Township Precinct 1 | 0 | 16 | 0 | 84 | 2 | 0 ✓ |
| Election Day Precinct | 0 | 0 | 0 | 0 | 0 | 0 |
| Election Day Manual Entry | 0 | 0 | 0 | 0 | 0 | 0 |
| SPR Host | 0 | 16 | 0 | 84 | 2 | 0 |
| County Clerk Pack | 0 | 0 | 0 | 0 | 0 | 0 |
| Klacking Township Precinct 10 | 9 | 0 | 53 | 2 | 0 ✓ | |
| Election Day Precinct | 0 | 0 | 0 | 0 | 0 | 0 |
| Election Day Manual Entry | 0 | 0 | 0 | 0 | 0 | 0 |
| SPR Host | 0 | 9 | 0 | 53 | 2 | 0 |
| County Clerk Pack | 0 | 0 | 0 | 0 | 0 | 0 |
| Logan Township Precinct 1 | 0 | 7 | 0 | 36 | 2 | 0 ✓ |
| Election Day Precinct | 0 | 0 | 0 | 0 | 0 | 0 |
| Election Day Manual Entry | 0 | 0 | 0 | 0 | 0 | 0 |
| SPR Host | 0 | 7 | 0 | 36 | 2 | 0 |
| County Clerk Pack | 0 | 0 | 0 | 0 | 0 | 0 |
| Mills Township Precinct 1 | 0 | 17 | 0 | 133 | 5 | 0 ✓ |
| Election Day Precinct | 0 | 0 | 0 | 0 | 0 | 0 |
| Election Day Manual Entry | 0 | 0 | 0 | 0 | 0 | 0 |
| SPR Host | 0 | 17 | 0 | 133 | 5 | 0 |
| County Clerk Pack | 0 | 0 | 0 | 0 | 0 | 0 |
| Mills Township Precinct 2 | 0 | 8 | 0 | 156 | 6 | 0 ✓ |
| Election Day Precinct | 0 | 0 | 0 | 0 | 0 | 0 |
| Election Day Manual Entry | 0 | 0 | 0 | 0 | 0 | 0 |
| SPR Host | 0 | 8 | 0 | 156 | 6 | 0 |
| County Clerk Pack | 0 | 0 | 0 | 0 | 0 | 0 |
| Ogemaw Township Precinct 11 | 19 | 0 | 101 | 5 | 0 ✓ | |
| Election Day Precinct | 0 | 0 | 0 | 0 | 0 | 0 |
| Election Day Manual Entry | 0 | 0 | 0 | 0 | 0 | 0 |
| SPR Host | 1 | 19 | 0 | 101 | 5 | 0 |
| County Clerk Pack | 0 | 0 | 0 | 0 | 0 | 0 |
| Richland Township Precinct 10 | 7 | 0 | 72 | 1 | 0 ✓ | |
| Election Day Precinct | 0 | 0 | 0 | 0 | 0 | 0 |
| Election Day Manual Entry | 0 | 0 | 0 | 0 | 0 | 0 |
| SPR Host | 0 | 7 | 0 | 72 | 1 | 0 |
| County Clerk Pack | 0 | 0 | 0 | 0 | 0 | 0 |
| Rose Township Precinct 1 | 1 | 13 | 0 | 130 | 1 | 1 ✓ |
| Election Day Precinct | 0 | 0 | 0 | 0 | 0 | 0 |
| Election Day Manual Entry | 0 | 0 | 0 | 0 | 0 | 0 |
| SPR Host | 1 | 13 | 0 | 130 | 1 | 1 |
| County Clerk Pack | 0 | 0 | 0 | 0 | 0 | 0 |

Statement of Vote
MI County
Ogemaw_PPP_2016_E
3/8/2016

Republican President of the United States

| | Registered | Turnout | Percent | 1 | 2 | 3 | 4 | 5 | 6 | 7 | 8 | 9 |
|-------------------------------------|--------------|------------|---------------|---|---|---|----|---|---|---|----|-----|
| Goodar Township Precinct 1 | 327 | 92 | 28.13% | 0 | 0 | 0 | 9 | 0 | 0 | 0 | 7 | 0 ✓ |
| Election Day Precinct | | 0 | 0.00% | 0 | 0 | 0 | 0 | 0 | 0 | 0 | 0 | 0 |
| Election Day Manual Entry | | 0 | 0.00% | 0 | 0 | 0 | 0 | 0 | 0 | 0 | 0 | 0 |
| SPR Host | | 92 | 28.13% | 0 | 0 | 0 | 9 | 0 | 0 | 0 | 7 | 0 |
| County Clerk Pack | | 0 | 0.00% | 0 | 0 | 0 | 0 | 0 | 0 | 0 | 0 | 0 |
| Hill Township Precinct 1 | 1,217 | 386 | 31.72% | 5 | 7 | 1 | 34 | 1 | 0 | 1 | 43 | 0 ✓ |
| Election Day Precinct | | 0 | 0.00% | 0 | 0 | 0 | 0 | 0 | 0 | 0 | 0 | 0 |
| Election Day Manual Entry | | 0 | 0.00% | 0 | 0 | 0 | 0 | 0 | 0 | 0 | 0 | 0 |
| SPR Host | | 386 | 31.72% | 5 | 7 | 1 | 34 | 1 | 0 | 1 | 43 | 0 |
| County Clerk Pack | | 0 | 0.00% | 0 | 0 | 0 | 0 | 0 | 0 | 0 | 0 | 0 |
| Horton Township Precinct 1 | 744 | 230 | 30.91% | 0 | 4 | 0 | 38 | 0 | 0 | 0 | 17 | 0 ✓ |
| Election Day Precinct | | 0 | 0.00% | 0 | 0 | 0 | 0 | 0 | 0 | 0 | 0 | 0 |
| Election Day Manual Entry | | 0 | 0.00% | 0 | 0 | 0 | 0 | 0 | 0 | 0 | 0 | 0 |
| SPR Host | | 230 | 30.91% | 0 | 4 | 0 | 38 | 0 | 0 | 0 | 17 | 0 |
| County Clerk Pack | | 0 | 0.00% | 0 | 0 | 0 | 0 | 0 | 0 | 0 | 0 | 0 |
| Klacking Township Precinct 1 | 453 | 181 | 39.96% | 2 | 3 | 0 | 30 | 0 | 0 | 0 | 18 | 0 ✓ |
| Election Day Precinct | | 0 | 0.00% | 0 | 0 | 0 | 0 | 0 | 0 | 0 | 0 | 0 |
| Election Day Manual Entry | | 0 | 0.00% | 0 | 0 | 0 | 0 | 0 | 0 | 0 | 0 | 0 |
| SPR Host | | 181 | 39.96% | 2 | 3 | 0 | 30 | 0 | 0 | 0 | 18 | 0 |
| County Clerk Pack | | 0 | 0.00% | 0 | 0 | 0 | 0 | 0 | 0 | 0 | 0 | 0 |
| Logan Township Precinct 1 | 448 | 144 | 32.14% | 0 | 0 | 0 | 29 | 0 | 0 | 0 | 17 | 0 ✓ |
| Election Day Precinct | | 0 | 0.00% | 0 | 0 | 0 | 0 | 0 | 0 | 0 | 0 | 0 |
| Election Day Manual Entry | | 0 | 0.00% | 0 | 0 | 0 | 0 | 0 | 0 | 0 | 0 | 0 |
| SPR Host | | 144 | 32.14% | 0 | 0 | 0 | 29 | 0 | 0 | 0 | 17 | 0 |
| County Clerk Pack | | 0 | 0.00% | 0 | 0 | 0 | 0 | 0 | 0 | 0 | 0 | 0 |
| Mills Township Precinct 1 | 1,154 | 372 | 32.24% | 3 | 5 | 2 | 44 | 0 | 0 | 0 | 22 | 0 ✓ |
| Election Day Precinct | | 0 | 0.00% | 0 | 0 | 0 | 0 | 0 | 0 | 0 | 0 | 0 |
| Election Day Manual Entry | | 0 | 0.00% | 0 | 0 | 0 | 0 | 0 | 0 | 0 | 0 | 0 |
| SPR Host | | 372 | 32.24% | 3 | 5 | 2 | 44 | 0 | 0 | 0 | 22 | 0 |
| County Clerk Pack | | 0 | 0.00% | 0 | 0 | 0 | 0 | 0 | 0 | 0 | 0 | 0 |
| Mills Township Precinct 2 | 1,966 | 466 | 23.70% | 6 | 3 | 1 | 30 | 0 | 1 | 0 | 14 | 0 ✓ |
| Election Day Precinct | | 0 | 0.00% | 0 | 0 | 0 | 0 | 0 | 0 | 0 | 0 | 0 |
| Election Day Manual Entry | | 0 | 0.00% | 0 | 0 | 0 | 0 | 0 | 0 | 0 | 0 | 0 |
| SPR Host | | 466 | 23.70% | 6 | 3 | 1 | 30 | 0 | 1 | 0 | 14 | 0 |
| County Clerk Pack | | 0 | 0.00% | 0 | 0 | 0 | 0 | 0 | 0 | 0 | 0 | 0 |
| Ogemaw Township Precinct 1 | 889 | 358 | 40.27% | 6 | 7 | 0 | 57 | 0 | 0 | 2 | 47 | 0 ✓ |
| Election Day Precinct | | 0 | 0.00% | 0 | 0 | 0 | 0 | 0 | 0 | 0 | 0 | 0 |
| Election Day Manual Entry | | 0 | 0.00% | 0 | 0 | 0 | 0 | 0 | 0 | 0 | 0 | 0 |
| SPR Host | | 358 | 40.27% | 6 | 7 | 0 | 57 | 0 | 0 | 2 | 47 | 0 |
| County Clerk Pack | | 0 | 0.00% | 0 | 0 | 0 | 0 | 0 | 0 | 0 | 0 | 0 |
| Richland Township Precinct 1 | 655 | 184 | 28.09% | 0 | 1 | 0 | 17 | 0 | 0 | 0 | 22 | 0 ✓ |
| Election Day Precinct | | 0 | 0.00% | 0 | 0 | 0 | 0 | 0 | 0 | 0 | 0 | 0 |
| Election Day Manual Entry | | 0 | 0.00% | 0 | 0 | 0 | 0 | 0 | 0 | 0 | 0 | 0 |
| SPR Host | | 184 | 28.09% | 0 | 1 | 0 | 17 | 0 | 0 | 0 | 22 | 0 |
| County Clerk Pack | | 0 | 0.00% | 0 | 0 | 0 | 0 | 0 | 0 | 0 | 0 | 0 |
| Rose Township Precinct 1 | 1,009 | 355 | 35.18% | 1 | 3 | 0 | 67 | 0 | 0 | 1 | 39 | 0 ✓ |
| Election Day Precinct | | 0 | 0.00% | 0 | 0 | 0 | 0 | 0 | 0 | 0 | 0 | 0 |
| Election Day Manual Entry | | 0 | 0.00% | 0 | 0 | 0 | 0 | 0 | 0 | 0 | 0 | 0 |
| SPR Host | | 355 | 35.18% | 1 | 3 | 0 | 67 | 0 | 0 | 1 | 39 | 0 |
| County Clerk Pack | | 0 | 0.00% | 0 | 0 | 0 | 0 | 0 | 0 | 0 | 0 | 0 |

Statement of Vote
MI County
Ogemaw_PPP_2016_E
3/8/2016

Republican President of the United States

| | Registered | Turnout | Percent | 1 | 2 | 3 | 4 | 5 | 6 | 7 | 8 | 9 |
|-------------------------------|------------|---------|---------|----|----|---|-----|---|---|---|-----|---|
| West Branch Township Precinct | 1,919 | 553 | 28.82% | 4 | 3 | 1 | 90 | 0 | 0 | 2 | 64 | 0 |
| Election Day Precinct | | 0 | 0.00% | 0 | 0 | 0 | 0 | 0 | 0 | 0 | 0 | 0 |
| Election Day Manual Entry | | 0 | 0.00% | 0 | 0 | 0 | 0 | 0 | 0 | 0 | 0 | 0 |
| SPR Host | | 553 | 28.82% | 4 | 3 | 1 | 90 | 0 | 0 | 2 | 64 | 0 |
| County Clerk Pack | | 0 | 0.00% | 0 | 0 | 0 | 0 | 0 | 0 | 0 | 0 | 0 |
| | 16,244 | 5,070 | 31.21% | 34 | 64 | 6 | 700 | 1 | 1 | 7 | 489 | 0 |

Candidates

- 1 Jeb Bush
- 2 Ben Carson
- 3 Chris Christie
- 4 Ted Cruz
- 5 Carly Fiorina
- 6 Lindsey Graham
- 7 Mike Huckabee
- 8 John R. Kasich
- 9 George Pataki
- 10 Rand Paul
- 11 Marco Rubio
- 12 Rick Santorum

| | 10 | 11 | 12 | 13 | 14 | 15 |
|-------------------------------|----|-----|-----|-------|----|----|
| West Branch Township Precinct | 31 | 0 | 174 | 0 | 0 | 0 |
| Election Day Precinct | 0 | 0 | 0 | 0 | 0 | 0 |
| Election Day Manual Entry | 0 | 0 | 0 | 0 | 0 | 0 |
| SPR Host | 5 | 31 | 0 | 174 | 0 | 0 |
| County Clerk Pack | 0 | 0 | 0 | 0 | 0 | 0 |
| | 12 | 222 | 3 | 1,612 | 40 | 3 |

Statement of Vote
MI County
Ogemaw_PPP_2016_E
3/8/2016

Democratic President of the United States

| | Registered | Turnout | Percent | 1 | 2 | 3 | 4 | 5 | 6 |
|---|--------------|------------|---------------|-----------|----------|----------|-----------|----------|------------|
| City of Rose City Ward 1 Pct 1 | 127 | 30 | 23.62% | 4 | 0 | 0 | 8 | 2 | 0 ✓ |
| Election Day Precinct | | 0 | 0.00% | 0 | 0 | 0 | 0 | 0 | 0 |
| Manual Entry | | 0 | 0.00% | 0 | 0 | 0 | 0 | 0 | 0 |
| SPR Host | | 30 | 23.62% | 4 | 0 | 0 | 8 | 2 | 0 |
| County Clerk | | 0 | 0.00% | 0 | 0 | 0 | 0 | 0 | 0 |
| City of Rose City Ward 2 Pct 1 | 78 | 22 | 28.21% | 4 | 0 | 0 | 3 | 0 | 0 ✓ |
| Election Day Precinct | | 0 | 0.00% | 0 | 0 | 0 | 0 | 0 | 0 |
| Manual Entry | | 0 | 0.00% | 0 | 0 | 0 | 0 | 0 | 0 |
| SPR Host | | 22 | 28.21% | 4 | 0 | 0 | 3 | 0 | 0 |
| County Clerk | | 0 | 0.00% | 0 | 0 | 0 | 0 | 0 | 0 |
| City of Rose City Ward 3 Pct 1 | 177 | 50 | 28.25% | 5 | 0 | 0 | 10 | 0 | 0 ✓ |
| Election Day Precinct | | 0 | 0.00% | 0 | 0 | 0 | 0 | 0 | 0 |
| Manual Entry | | 0 | 0.00% | 0 | 0 | 0 | 0 | 0 | 0 |
| SPR Host | | 50 | 28.25% | 5 | 0 | 0 | 10 | 0 | 0 |
| County Clerk | | 0 | 0.00% | 0 | 0 | 0 | 0 | 0 | 0 |
| City of West Branch Ward 1 Pct 1 | 510 | 139 | 27.25% | 23 | 0 | 0 | 35 | 3 | 0 ✓ |
| Election Day Precinct | | 0 | 0.00% | 0 | 0 | 0 | 0 | 0 | 0 |
| Manual Entry | | 0 | 0.00% | 0 | 0 | 0 | 0 | 0 | 0 |
| SPR Host | | 139 | 27.25% | 23 | 0 | 0 | 35 | 3 | 0 |
| County Clerk | | 0 | 0.00% | 0 | 0 | 0 | 0 | 0 | 0 |
| City of West Branch Ward 2 Pct 1 | 537 | 147 | 27.37% | 17 | 0 | 0 | 46 | 0 | 0 ✓ |
| Election Day Precinct | | 0 | 0.00% | 0 | 0 | 0 | 0 | 0 | 0 |
| Manual Entry | | 0 | 0.00% | 0 | 0 | 0 | 0 | 0 | 0 |
| SPR Host | | 147 | 27.37% | 17 | 0 | 0 | 46 | 0 | 0 |
| County Clerk | | 0 | 0.00% | 0 | 0 | 0 | 0 | 0 | 0 |
| City of West Branch Ward 3 Pct 1 | 520 | 152 | 29.23% | 29 | 0 | 0 | 40 | 6 | 0 ✓ |
| Election Day Precinct | | 0 | 0.00% | 0 | 0 | 0 | 0 | 0 | 0 |
| Manual Entry | | 0 | 0.00% | 0 | 0 | 0 | 0 | 0 | 0 |
| SPR Host | | 152 | 29.23% | 29 | 0 | 0 | 40 | 6 | 0 |
| County Clerk | | 0 | 0.00% | 0 | 0 | 0 | 0 | 0 | 0 |
| Churchill Township Precinct 1 | 1,233 | 412 | 33.41% | 75 | 0 | 1 | 63 | 5 | 0 ✓ |
| Election Day Precinct | | 0 | 0.00% | 0 | 0 | 0 | 0 | 0 | 0 |
| Manual Entry | | 0 | 0.00% | 0 | 0 | 0 | 0 | 0 | 0 |
| SPR Host | | 412 | 33.41% | 75 | 0 | 1 | 63 | 5 | 0 |
| County Clerk | | 0 | 0.00% | 0 | 0 | 0 | 0 | 0 | 0 |
| Cumming Township Precinct 1 | 550 | 171 | 31.09% | 21 | 0 | 0 | 34 | 0 | 0 ✓ |
| Election Day Precinct | | 0 | 0.00% | 0 | 0 | 0 | 0 | 0 | 0 |
| Manual Entry | | 0 | 0.00% | 0 | 0 | 0 | 0 | 0 | 0 |
| SPR Host | | 171 | 31.09% | 21 | 0 | 0 | 34 | 0 | 0 |
| County Clerk | | 0 | 0.00% | 0 | 0 | 0 | 0 | 0 | 0 |
| Edwards Township Precinct 1 | 1,042 | 396 | 38.00% | 69 | 0 | 1 | 66 | 8 | 0 ✓ |
| Election Day Precinct | | 0 | 0.00% | 0 | 0 | 0 | 0 | 0 | 0 |
| Manual Entry | | 0 | 0.00% | 0 | 0 | 0 | 0 | 0 | 0 |
| SPR Host | | 396 | 38.00% | 69 | 0 | 1 | 66 | 8 | 0 |
| County Clerk | | 0 | 0.00% | 0 | 0 | 0 | 0 | 0 | 0 |
| Foster Township Precinct 1 | 689 | 230 | 33.38% | 40 | 1 | 1 | 50 | 0 | 0 ✓ |
| Election Day Precinct | | 0 | 0.00% | 0 | 0 | 0 | 0 | 0 | 0 |
| Manual Entry | | 0 | 0.00% | 0 | 0 | 0 | 0 | 0 | 0 |
| SPR Host | | 230 | 33.38% | 40 | 1 | 1 | 50 | 0 | 0 |
| County Clerk | | 0 | 0.00% | 0 | 0 | 0 | 0 | 0 | 0 |

Statement of Vote
MI County
Ogemaw_PPP_2016_E
3/8/2016

Democratic President of the United States

| | Registered | Turnout | Percent | 1 | 2 | 3 | 4 | 5 | 6 |
|-------------------------------------|--------------|------------|---------------|-----------|----------|----------|------------|-----------|------------|
| Goodar Township Precinct 1 | 327 | 92 | 28.13% | 20 | 0 | 1 | 14 | 0 | 0 ✓ |
| Election Day Precinct | | 0 | 0.00% | 0 | 0 | 0 | 0 | 0 | 0 |
| Manual Entry | | 0 | 0.00% | 0 | 0 | 0 | 0 | 0 | 0 |
| SPR Host | | 92 | 28.13% | 20 | 0 | 1 | 14 | 0 | 0 |
| County Clerk | | 0 | 0.00% | 0 | 0 | 0 | 0 | 0 | 0 |
| Hill Township Precinct 1 | 1,217 | 386 | 31.72% | 88 | 0 | 1 | 50 | 3 | 0 ✓ |
| Election Day Precinct | | 0 | 0.00% | 0 | 0 | 0 | 0 | 0 | 0 |
| Manual Entry | | 0 | 0.00% | 0 | 0 | 0 | 0 | 0 | 0 |
| SPR Host | | 386 | 31.72% | 88 | 0 | 1 | 50 | 3 | 0 |
| County Clerk | | 0 | 0.00% | 0 | 0 | 0 | 0 | 0 | 0 |
| Horton Township Precinct 1 | 744 | 230 | 30.91% | 39 | 0 | 0 | 29 | 1 | 0 ✓ |
| Election Day Precinct | | 0 | 0.00% | 0 | 0 | 0 | 0 | 0 | 0 |
| Manual Entry | | 0 | 0.00% | 0 | 0 | 0 | 0 | 0 | 0 |
| SPR Host | | 230 | 30.91% | 39 | 0 | 0 | 29 | 1 | 0 |
| County Clerk | | 0 | 0.00% | 0 | 0 | 0 | 0 | 0 | 0 |
| Klacking Township Precinct 1 | 453 | 181 | 39.96% | 31 | 0 | 0 | 32 | 1 | 0 ✓ |
| Election Day Precinct | | 0 | 0.00% | 0 | 0 | 0 | 0 | 0 | 0 |
| Manual Entry | | 0 | 0.00% | 0 | 0 | 0 | 0 | 0 | 0 |
| SPR Host | | 181 | 39.96% | 31 | 0 | 0 | 32 | 1 | 0 |
| County Clerk | | 0 | 0.00% | 0 | 0 | 0 | 0 | 0 | 0 |
| Logan Township Precinct 1 | 448 | 144 | 32.14% | 34 | 0 | 0 | 17 | 2 | 0 ✓ |
| Election Day Precinct | | 0 | 0.00% | 0 | 0 | 0 | 0 | 0 | 0 |
| Manual Entry | | 0 | 0.00% | 0 | 0 | 0 | 0 | 0 | 0 |
| SPR Host | | 144 | 32.14% | 34 | 0 | 0 | 17 | 2 | 0 |
| County Clerk | | 0 | 0.00% | 0 | 0 | 0 | 0 | 0 | 0 |
| Mills Township Precinct 1 | 1,154 | 372 | 32.24% | 75 | 0 | 0 | 62 | 4 | 0 ✓ |
| Election Day Precinct | | 0 | 0.00% | 0 | 0 | 0 | 0 | 0 | 0 |
| Manual Entry | | 0 | 0.00% | 0 | 0 | 0 | 0 | 0 | 0 |
| SPR Host | | 372 | 32.24% | 75 | 0 | 0 | 62 | 4 | 0 |
| County Clerk | | 0 | 0.00% | 0 | 0 | 0 | 0 | 0 | 0 |
| Mills Township Precinct 2 | 1,966 | 466 | 23.70% | 85 | 0 | 1 | 137 | 15 | 0 ✓ |
| Election Day Precinct | | 0 | 0.00% | 0 | 0 | 0 | 0 | 0 | 0 |
| Manual Entry | | 0 | 0.00% | 0 | 0 | 0 | 0 | 0 | 0 |
| SPR Host | | 466 | 23.70% | 85 | 0 | 1 | 137 | 15 | 0 |
| County Clerk | | 0 | 0.00% | 0 | 0 | 0 | 0 | 0 | 0 |
| Ogemaw Township Precinct 1 | 889 | 358 | 40.27% | 63 | 1 | 1 | 44 | 4 | 0 ✓ |
| Election Day Precinct | | 0 | 0.00% | 0 | 0 | 0 | 0 | 0 | 0 |
| Manual Entry | | 0 | 0.00% | 0 | 0 | 0 | 0 | 0 | 0 |
| SPR Host | | 358 | 40.27% | 63 | 1 | 1 | 44 | 4 | 0 |
| County Clerk | | 0 | 0.00% | 0 | 0 | 0 | 0 | 0 | 0 |
| Richland Township Precinct 1 | 655 | 184 | 28.09% | 34 | 0 | 0 | 30 | 0 | 0 ✓ |
| Election Day Precinct | | 0 | 0.00% | 0 | 0 | 0 | 0 | 0 | 0 |
| Manual Entry | | 0 | 0.00% | 0 | 0 | 0 | 0 | 0 | 0 |
| SPR Host | | 184 | 28.09% | 34 | 0 | 0 | 30 | 0 | 0 |
| County Clerk | | 0 | 0.00% | 0 | 0 | 0 | 0 | 0 | 0 |
| Rose Township Precinct 1 | 1,009 | 355 | 35.18% | 41 | 0 | 0 | 52 | 5 | 0 ✓ |
| Election Day Precinct | | 0 | 0.00% | 0 | 0 | 0 | 0 | 0 | 0 |
| Manual Entry | | 0 | 0.00% | 0 | 0 | 0 | 0 | 0 | 0 |
| SPR Host | | 355 | 35.18% | 41 | 0 | 0 | 52 | 5 | 0 |
| County Clerk | | 0 | 0.00% | 0 | 0 | 0 | 0 | 0 | 0 |

Statement of Vote
MI County
Ogemaw_PPP_2016_E
3/8/2016

Democratic President of the United States

| | Registered | Turnout | Percent | 1 | 2 | 3 | 4 | 5 | 6 |
|-------------------------------|------------|---------|---------|-----|---|---|-----|----|-----|
| West Branch Township Precinct | 1,919 | 553 | 28.82% | 65 | 0 | 1 | 104 | 7 | 0 ✓ |
| Election Day Precinct | | 0 | 0.00% | 0 | 0 | 0 | 0 | 0 | 0 |
| Manual Entry | | 0 | 0.00% | 0 | 0 | 0 | 0 | 0 | 0 |
| SPR Host | | 553 | 28.82% | 65 | 0 | 1 | 104 | 7 | 0 |
| County Clerk | | 0 | 0.00% | 0 | 0 | 0 | 0 | 0 | 0 |
| | 16,244 | 5,070 | 31.21% | 862 | 2 | 8 | 926 | 66 | 0 |

Candidates

- 1 Hillary Clinton
- 2 Roque Rocky De La Fuente
- 3 Martin J. O'Malley
- 4 Bernie Sanders
- 5 Uncommitted
- 6 Write-In

Statement of Vote
MI County
Ogemaw_PPP_2016_E
3/8/2016

City of Rose City Charter Voter Wards

| | Registered | Turnout | Percent | 1 | 2 |
|---------------------------------------|------------|------------|---------------|-----------|-------------|
| City of Rose City Ward 1 Pct 1 | 127 | 30 | 23.62% | 25 | 3 ✓ |
| Election Day Precinct | | 0 | 0.00% | 0 | 0 |
| Manual Entry | | 0 | 0.00% | 0 | 0 |
| SPR Host | | 30 | 23.62% | 25 | 3 |
| County Clerk | | 0 | 0.00% | 0 | 0 |
| City of Rose City Ward 2 Pct 1 | 78 | 22 | 28.21% | 14 | 8 ✓ |
| Election Day Precinct | | 0 | 0.00% | 0 | 0 |
| Manual Entry | | 0 | 0.00% | 0 | 0 |
| SPR Host | | 22 | 28.21% | 14 | 8 |
| County Clerk | | 0 | 0.00% | 0 | 0 |
| City of Rose City Ward 3 Pct 1 | 177 | 50 | 28.25% | 36 | 11 ✓ |
| Election Day Precinct | | 0 | 0.00% | 0 | 0 |
| Manual Entry | | 0 | 0.00% | 0 | 0 |
| SPR Host | | 50 | 28.25% | 36 | 11 |
| County Clerk | | 0 | 0.00% | 0 | 0 |
| | 382 | 102 | 26.70% | 75 | 22 |

Candidates

- 1 YES
- 2 NO

Statement of Vote
MI County
Ogemaw_PPP_2016_E
3/8/2016

City of Rose City Police Force

| | Registered | Turnout | Percent | 1 | 2 |
|---------------------------------------|------------|------------|---------------|-----------|-------------|
| City of Rose City Ward 1 Pct 1 | 127 | 30 | 23.62% | 16 | 12 ✓ |
| Election Day Precinct | | 0 | 0.00% | 0 | 0 |
| Manual Entry | | 0 | 0.00% | 0 | 0 |
| SPR Host | | 30 | 23.62% | 16 | 12 |
| County Clerk | | 0 | 0.00% | 0 | 0 |
| City of Rose City Ward 2 Pct 1 | 78 | 22 | 28.21% | 12 | 10 ✓ |
| Election Day Precinct | | 0 | 0.00% | 0 | 0 |
| Manual Entry | | 0 | 0.00% | 0 | 0 |
| SPR Host | | 22 | 28.21% | 12 | 10 |
| County Clerk | | 0 | 0.00% | 0 | 0 |
| City of Rose City Ward 3 Pct 1 | 177 | 50 | 28.25% | 19 | 29 ✓ |
| Election Day Precinct | | 0 | 0.00% | 0 | 0 |
| Manual Entry | | 0 | 0.00% | 0 | 0 |
| SPR Host | | 50 | 28.25% | 19 | 29 |
| County Clerk | | 0 | 0.00% | 0 | 0 |
| | 382 | 102 | 26.70% | 47 | 51 |

Candidates

- 1 YES
- 2 NO

We do hereby certify that the foregoing are correct statements of the votes cast in the Presidential Primary Election held on Tuesday, March 8, 2016.

IN WITNESS WHEREOF, we have hereunto set our hands and caused to be affixed the seal of the Circuit Court of the County of Ogemaw this 9th Day of March, in the year 2016.

Alonnie Bourne BOARD

Mark E. Meltzer OF

Denise Bodeker COUNTY

Michael Morris

CANVASSERS

ATTEST:

Gary R. Klacking

Gary R. Klacking
Ogemaw County Clerk
State of Michigan

Statement of Votes Cast
 Ontonagon County, MI
 2016 Presidential Primary

Date:03/09/16
 Time:09:57:13
 Page:1 of 10

SOVC For Jurisdiction Wide, All Counters, All Races

| | TURN OUT | | |
|--------------------------------------|----------------|---------------|--------------|
| | Reg. Voters | Cards Cast | % Turnout |
| Jurisdiction Wide | | | |
| Bergland Township, Precinct 1 | 0 | 159 | |
| Bohemia Township, Precinct 1 | 0 | 15 | |
| Bohemia Township, Precinct 2 | 0 | 27 | |
| Carp Lake Township, Precinct 1 | 0 | 199 | |
| Greenland Township, Precinct 1 | 0 | 139 | |
| Haight Township, Precinct 1 | 0 | 56 | |
| Interior Township, Precinct 1 | 0 | 94 | |
| Matchwood Township, Precinct 1 | 0 | 45 | |
| McMillan Township, Precinct 1 | 0 | 158 | |
| Ontonagon Township, Precinct 1 | 0 | 717 | |
| Rockland Township, Precinct 1 | 0 | 55 | |
| Stannard Township, Precinct 1 | 0 | 208 | |
| HOUGHTON Duncan Township, Precinct 1 | 0 | 0 | |
| Total | 0 | 1872 | |

Statement of Votes Cast
Ontonagon County, MI
2016 Presidential Primary

Date:03/09/16
Time:09:57:13
Page:2 of 10

SOVC For Jurisdiction Wide, All Counters, All Races

| | REP President | | | | | | | |
|--------------------------------------|----------------|------------------|----------------|----------------|-------|------------------|-------|-------------------------|
| | Reg. Voters | Times Counted | Total Votes | Jeb Bush (REP) | | Ben Carson (REP) | | Chris Christie (REP) |
| Jurisdiction Wide | | | | | | | | |
| Bergland Township, Precinct 1 | 0 | 91 | 91 | 0 | 0.00% | 0 | 0.00% | 0 0.00% |
| Bohemia Township, Precinct 1 | 0 | 6 | 6 | 0 | 0.00% | 0 | 0.00% | 0 0.00% |
| Bohemia Township, Precinct 2 | 0 | 13 | 13 | 0 | 0.00% | 0 | 0.00% | 0 0.00% |
| Carp Lake Township, Precinct 1 | 0 | 129 | 129 | 0 | 0.00% | 2 | 1.55% | 1 0.78% |
| Greenland Township, Precinct 1 | 0 | 70 | 70 | 1 | 1.43% | 0 | 0.00% | 1 1.43% |
| Haight Township, Precinct 1 | 0 | 27 | 27 | 0 | 0.00% | 0 | 0.00% | 0 0.00% |
| Interior Township, Precinct 1 | 0 | 50 | 50 | 1 | 2.00% | 0 | 0.00% | 0 0.00% |
| Matchwood Township, Precinct 1 | 0 | 24 | 24 | 0 | 0.00% | 0 | 0.00% | 0 0.00% |
| McMillan Township, Precinct 1 | 0 | 78 | 78 | 0 | 0.00% | 0 | 0.00% | 0 0.00% |
| Ontonagon Township, Precinct 1 | 0 | 449 | 449 | 6 | 1.34% | 10 | 2.23% | 5 1.11% |
| Rockland Township, Precinct 1 | 0 | 34 | 34 | 0 | 0.00% | 0 | 0.00% | 0 0.00% |
| Stannard Township, Precinct 1 | 0 | 122 | 121 | 1 | 0.83% | 1 | 0.83% | 0 0.00% |
| HOUGHTON Duncan Township, Precinct 1 | - | - | - | - | - | - | - | - |
| Total | 0 | 1093 | 1092 | 9 | 0.82% | 13 | 1.19% | 7 0.64% |

Statement of Votes Cast
Ontonagon County, MI
2016 Presidential Primary

Date:03/09/16
Time:09:57:13
Page:3 of 10

SOVC For Jurisdiction Wide, All Counters, All Races

| | REP President | | | | | | | | | |
|--------------------------------------|----------------|--------|---------------------|-------|----------------------|-------|---------------------|-------|----------------------|--------|
| | Ted Cruz (REP) | | Carly Fiorina (REP) | | Lindsey Graham (REP) | | Mike Huckabee (REP) | | John R. Kasich (REP) | |
| Jurisdiction Wide | | | | | | | | | | |
| Bergland Township, Precinct 1 | 9 | 9.89% | 0 | 0.00% | 0 | 0.00% | 1 | 1.10% | 12 | 13.19% |
| Bohemia Township, Precinct 1 | 1 | 16.67% | 0 | 0.00% | 0 | 0.00% | 0 | 0.00% | 2 | 33.33% |
| Bohemia Township, Precinct 2 | 6 | 46.15% | 0 | 0.00% | 1 | 7.69% | 0 | 0.00% | 5 | 38.46% |
| Carp Lake Township, Precinct 1 | 24 | 18.60% | 1 | 0.78% | 0 | 0.00% | 0 | 0.00% | 28 | 21.71% |
| Greenland Township, Precinct 1 | 16 | 22.86% | 0 | 0.00% | 0 | 0.00% | 0 | 0.00% | 8 | 11.43% |
| Haight Township, Precinct 1 | 6 | 22.22% | 0 | 0.00% | 0 | 0.00% | 0 | 0.00% | 6 | 22.22% |
| Interior Township, Precinct 1 | 9 | 18.00% | 0 | 0.00% | 0 | 0.00% | 0 | 0.00% | 9 | 18.00% |
| Matchwood Township, Precinct 1 | 6 | 25.00% | 0 | 0.00% | 0 | 0.00% | 0 | 0.00% | 7 | 29.17% |
| McMillan Township, Precinct 1 | 14 | 17.95% | 0 | 0.00% | 0 | 0.00% | 0 | 0.00% | 28 | 35.90% |
| Ontonagon Township, Precinct 1 | 86 | 19.15% | 1 | 0.22% | 0 | 0.00% | 1 | 0.22% | 70 | 15.59% |
| Rockland Township, Precinct 1 | 3 | 8.82% | 0 | 0.00% | 0 | 0.00% | 0 | 0.00% | 10 | 29.41% |
| Stannard Township, Precinct 1 | 29 | 23.97% | 0 | 0.00% | 0 | 0.00% | 1 | 0.83% | 18 | 14.88% |
| HOUGHTON Duncan Township, Precinct 1 | - | - | - | - | - | - | - | - | - | - |
| Total | 209 | 19.14% | 2 | 0.18% | 1 | 0.09% | 3 | 0.27% | 203 | 18.59% |

Statement of Votes Cast
Ontonagon County, MI
2016 Presidential Primary
SOVC For Jurisdiction Wide, All Counters, All Races

Date:03/09/16
Time:09:57:13
Page:4 of 10

| | REP President | | | | | | | | | |
|--------------------------------------|------------------------|-------|-----------------|-------|----------------------|--------|------------------------|-------|--------------------------|--------|
| | George Pataki (REP) | | Rand Paul (REP) | | Marco Rubio (REP) | | Rick Santorum (REP) | | Donald J. Trump (REP) | |
| Jurisdiction Wide | | | | | | | | | | |
| Bergland Township, Precinct 1 | 0 | 0.00% | 0 | 0.00% | 4 | 4.40% | 0 | 0.00% | 63 | 69.23% |
| Bohemia Township, Precinct 1 | 0 | 0.00% | 0 | 0.00% | 0 | 0.00% | 0 | 0.00% | 3 | 50.00% |
| Bohemia Township, Precinct 2 | 0 | 0.00% | 0 | 0.00% | 0 | 0.00% | 0 | 0.00% | 1 | 7.69% |
| Carp Lake Township, Precinct 1 | 0 | 0.00% | 1 | 0.78% | 10 | 7.75% | 0 | 0.00% | 59 | 45.74% |
| Greenland Township, Precinct 1 | 0 | 0.00% | 0 | 0.00% | 3 | 4.29% | 0 | 0.00% | 41 | 58.57% |
| Haight Township, Precinct 1 | 0 | 0.00% | 0 | 0.00% | 2 | 7.41% | 0 | 0.00% | 13 | 48.15% |
| Interior Township, Precinct 1 | 0 | 0.00% | 0 | 0.00% | 1 | 2.00% | 0 | 0.00% | 30 | 60.00% |
| Matchwood Township, Precinct 1 | 0 | 0.00% | 0 | 0.00% | 1 | 4.17% | 0 | 0.00% | 9 | 37.50% |
| McMillan Township, Precinct 1 | 0 | 0.00% | 1 | 1.28% | 4 | 5.13% | 0 | 0.00% | 30 | 38.46% |
| Ontonagon Township, Precinct 1 | 0 | 0.00% | 3 | 0.67% | 59 | 13.14% | 3 | 0.67% | 193 | 42.98% |
| Rockland Township, Precinct 1 | 0 | 0.00% | 0 | 0.00% | 2 | 5.88% | 0 | 0.00% | 18 | 52.94% |
| Stannard Township, Precinct 1 | 0 | 0.00% | 0 | 0.00% | 9 | 7.44% | 0 | 0.00% | 59 | 48.76% |
| HOUGHTON Duncan Township, Precinct 1 | - | - | - | - | - | - | - | - | - | - |
| Total | 0 | 0.00% | 5 | 0.46% | 95 | 8.70% | 3 | 0.27% | 519 | 47.53% |

Statement of Votes Cast
Ontonagon County, MI
2016 Presidential Primary

Date:03/09/16
Time:09:57:13
Page:5 of 10

SOVC For Jurisdiction Wide, All Counters, All Races

| | REP President | | | |
|--------------------------------------|---------------|-------|----------------|-------|
| | Uncommitted | | Write-In Votes | |
| Jurisdiction Wide | | | | |
| Bergland Township, Precinct 1 | 2 | 2.20% | 0 | 0.00% |
| Bohemia Township, Precinct 1 | 0 | 0.00% | 0 | 0.00% |
| Bohemia Township, Precinct 2 | 0 | 0.00% | 0 | 0.00% |
| Carp Lake Township, Precinct 1 | 3 | 2.33% | 0 | 0.00% |
| Greenland Township, Precinct 1 | 0 | 0.00% | 0 | 0.00% |
| Haight Township, Precinct 1 | 0 | 0.00% | 0 | 0.00% |
| Interior Township, Precinct 1 | 0 | 0.00% | 0 | 0.00% |
| Matchwood Township, Precinct 1 | 1 | 4.17% | 0 | 0.00% |
| McMillan Township, Precinct 1 | 1 | 1.28% | 0 | 0.00% |
| Ontonagon Township, Precinct 1 | 12 | 2.67% | 0 | 0.00% |
| Rockland Township, Precinct 1 | 1 | 2.94% | 0 | 0.00% |
| Stannard Township, Precinct 1 | 3 | 2.48% | 0 | 0.00% |
| HOUGHTON Duncan Township, Precinct 1 | - | - | - | - |
| Total | 23 | 2.11% | 0 | 0.00% |

Statement of Votes Cast
Ontonagon County, MI
2016 Presidential Primary

Date:03/09/16
Time:09:57:13
Page:6 of 10

SOVC For Jurisdiction Wide, All Counters, All Races

| | DEM President | | | | | | | | |
|--------------------------------------|----------------|------------------|----------------|--------------------------|--------|------------------------------|-------|-----------------------------|-------|
| | Reg. Voters | Times Counted | Total Votes | Hillary Clinton (DEM) | | Rocky De La Fuentes (DEM) | | Martin J. O'Malley (DEM) | |
| Jurisdiction Wide | | | | | | | | | |
| Bergland Township, Precinct 1 | 0 | 51 | 51 | 26 | 50.98% | 0 | 0.00% | 0 | 0.00% |
| Bohemia Township, Precinct 1 | 0 | 9 | 9 | 5 | 55.56% | 0 | 0.00% | 0 | 0.00% |
| Bohemia Township, Precinct 2 | 0 | 14 | 14 | 12 | 85.71% | 0 | 0.00% | 0 | 0.00% |
| Carp Lake Township, Precinct 1 | 0 | 70 | 70 | 39 | 55.71% | 0 | 0.00% | 0 | 0.00% |
| Greenland Township, Precinct 1 | 0 | 69 | 69 | 26 | 37.68% | 1 | 1.45% | 1 | 1.45% |
| Haight Township, Precinct 1 | 0 | 25 | 24 | 13 | 54.17% | 0 | 0.00% | 0 | 0.00% |
| Interior Township, Precinct 1 | 0 | 42 | 42 | 22 | 52.38% | 0 | 0.00% | 0 | 0.00% |
| Matchwood Township, Precinct 1 | 0 | 20 | 19 | 7 | 36.84% | 0 | 0.00% | 0 | 0.00% |
| McMillan Township, Precinct 1 | 0 | 72 | 72 | 32 | 44.44% | 0 | 0.00% | 0 | 0.00% |
| Ontonagon Township, Precinct 1 | 0 | 268 | 268 | 113 | 42.16% | 0 | 0.00% | 0 | 0.00% |
| Rockland Township, Precinct 1 | 0 | 21 | 21 | 12 | 57.14% | 0 | 0.00% | 2 | 9.52% |
| Stannard Township, Precinct 1 | 0 | 79 | 79 | 20 | 25.32% | 0 | 0.00% | 1 | 1.27% |
| HOUGHTON Duncan Township, Precinct 1 | - | - | - | - | - | - | - | - | - |
| Total | 0 | 740 | 738 | 327 | 44.31% | 1 | 0.14% | 4 | 0.54% |

Statement of Votes Cast
Ontonagon County, MI
2016 Presidential Primary

Date:03/09/16
Time:09:57:13
Page:7 of 10

SOVC For Jurisdiction Wide, All Counters, All Races

| | DEM President | | | | | |
|--------------------------------------|-------------------------|--------|-------------|--------|----------------|-------|
| | Bernie Sanders (DEM) | | Uncommitted | | Write-In Votes | |
| Jurisdiction Wide | | | | | | |
| Bergland Township, Precinct 1 | 23 | 45.10% | 2 | 3.92% | 0 | 0.00% |
| Bohemia Township, Precinct 1 | 3 | 33.33% | 1 | 11.11% | 0 | 0.00% |
| Bohemia Township, Precinct 2 | 2 | 14.29% | 0 | 0.00% | 0 | 0.00% |
| Carp Lake Township, Precinct 1 | 25 | 35.71% | 6 | 8.57% | 0 | 0.00% |
| Greenland Township, Precinct 1 | 39 | 56.52% | 2 | 2.90% | 0 | 0.00% |
| Haight Township, Precinct 1 | 10 | 41.67% | 1 | 4.17% | 0 | 0.00% |
| Interior Township, Precinct 1 | 18 | 42.86% | 2 | 4.76% | 0 | 0.00% |
| Matchwood Township, Precinct 1 | 11 | 57.89% | 1 | 5.26% | 0 | 0.00% |
| McMillan Township, Precinct 1 | 37 | 51.39% | 3 | 4.17% | 0 | 0.00% |
| Ontonagon Township, Precinct 1 | 133 | 49.63% | 21 | 7.84% | 1 | 0.37% |
| Rockland Township, Precinct 1 | 6 | 28.57% | 1 | 4.76% | 0 | 0.00% |
| Stannard Township, Precinct 1 | 55 | 69.62% | 3 | 3.80% | 0 | 0.00% |
| HOUGHTON Duncan Township, Precinct 1 | - | - | - | - | - | - |
| Total | 362 | 49.05% | 43 | 5.83% | 1 | 0.14% |

Statement of Votes Cast
Ontonagon County, MI
2016 Presidential Primary

Date:03/09/16
Time:09:57:13
Page:8 of 10

SOVC For Jurisdiction Wide, All Counters, All Races

| | Ewen-Trout Sch Prop | | | | | | |
|--------------------------------------|---------------------|------------------|----------------|-----|--------|-----|--------|
| | Reg. Voters | Times Counted | Total Votes | YES | | NO | |
| Jurisdiction Wide | | | | | | | |
| Bergland Township, Precinct 1 | 0 | 159 | 155 | 92 | 59.35% | 63 | 40.65% |
| Bohemia Township, Precinct 1 | - | - | - | - | - | - | - |
| Bohemia Township, Precinct 2 | - | - | - | - | - | - | - |
| Carp Lake Township, Precinct 1 | - | - | - | - | - | - | - |
| Greenland Township, Precinct 1 | - | - | - | - | - | - | - |
| Haight Township, Precinct 1 | 0 | 56 | 55 | 40 | 72.73% | 15 | 27.27% |
| Interior Township, Precinct 1 | 0 | 94 | 93 | 57 | 61.29% | 36 | 38.71% |
| Matchwood Township, Precinct 1 | 0 | 45 | 43 | 30 | 69.77% | 13 | 30.23% |
| McMillan Township, Precinct 1 | 0 | 158 | 153 | 120 | 78.43% | 33 | 21.57% |
| Ontonagon Township, Precinct 1 | - | - | - | - | - | - | - |
| Rockland Township, Precinct 1 | - | - | - | - | - | - | - |
| Stannard Township, Precinct 1 | 0 | 208 | 200 | 134 | 67.00% | 66 | 33.00% |
| HOUGHTON Duncan Township, Precinct 1 | 0 | 0 | 0 | 0 | - | 0 | - |
| Total | 0 | 720 | 699 | 473 | 67.67% | 226 | 32.33% |

Statement of Votes Cast
Ontonagon County, MI
2016 Presidential Primary
SOVC For Jurisdiction Wide, All Counters, All Races

Date:03/09/16
Time:09:57:13
Page:9 of 10

THE WHOLE NUMBER OF VOTES GIVEN: REP President
WAS 1092 (OF WHICH)

| | | |
|-----------------------|----------|-----|
| Jeb Bush (REP) | RECEIVED | 9 |
| Ben Carson (REP) | RECEIVED | 13 |
| Chris Christie (REP) | RECEIVED | 7 |
| Ted Cruz (REP) | RECEIVED | 209 |
| Carly Fiorina (REP) | RECEIVED | 2 |
| Lindsey Graham (REP) | RECEIVED | 1 |
| Mike Huckabee (REP) | RECEIVED | 3 |
| John R. Kasich (REP) | RECEIVED | 203 |
| George Pataki (REP) | RECEIVED | 0 |
| Rand Paul (REP) | RECEIVED | 5 |
| Marco Rubio (REP) | RECEIVED | 95 |
| Rick Santorum (REP) | RECEIVED | 3 |
| Donald J. Trump (REP) | RECEIVED | 519 |
| Uncommitted | RECEIVED | 23 |
| Write-In Votes | RECEIVED | 0 |

THE WHOLE NUMBER OF VOTES GIVEN: DEM President
WAS 738 (OF WHICH)

| | | |
|--------------------------|----------|-----|
| Hillary Clinton (DEM) | RECEIVED | 327 |
| Rocky De La Fuente (DEM) | RECEIVED | 1 |
| Martin J. O'Malley (DEM) | RECEIVED | 4 |
| Bernie Sanders (DEM) | RECEIVED | 362 |
| Uncommitted | RECEIVED | 43 |
| Write-In Votes | RECEIVED | 1 |

THE WHOLE NUMBER OF VOTES GIVEN: Ewen-Trout Sch Prop
WAS 699 (OF WHICH)

| | | |
|-----|----------|-----|
| YES | RECEIVED | 473 |
| NO | RECEIVED | 226 |

STATE OF MICHIGAN)

:

COUNTY OF ONTONAGON)

We do hereby certify that the foregoing are correct statements of the votes cast in the Presidential Primary
Election held on Tuesday, March 8, 2016.


IN WITNESS WHEREOF, we have hereunto set our hands and caused to be affixed the seal of the Circuit Court for the County of Ontonagon this 8th day of March, 2016.


ONTONAGON COUNTY BOARD OF CANVASSERS


Statement of Votes Cast
Ontonagon County, MI
2016 Presidential Primary


Date:03/09/16
Time:09:57:13
Page:10 of 10


SOVC For Jurisdiction Wide, All Counters, All Races


Jill Johnson


Scott Roehm


Edward David Jaris


Susan Chasten
a


Stacy C. Preiss
County Clerk of the County
of Ontonagon, State of Michigan

SEAL

Osceola_Mar2016_E
March 8, 2016
Summary Report
Osceola County
Osceola County Election Report

| | | | |
|--|------|--------------|----------------|
| Registration & Turnout | | 1,800 | Voters |
| Polling Place Turnout | | 5,898 | 327.67% |
| Manual Entry Turnout | | 0 | 0.00% |
| County Clerk Turnout | | 0 | 0.00% |
| Total ... | | 5,898 | 327.67% |
| Non Partisan Registration & Turnout | | 0 | Voters |
| Polling Place Turnout | | 5 | 0.00% |
| Manual Entry Turnout | | 0 | 0.00% |
| County Clerk Turnout | | 0 | 0.00% |
| Total ... | | 5 | 0.00% |
| Republican Registration & Turnout | | 0 | Voters |
| Polling Place Turnout | | 4,234 | 0.00% |
| Manual Entry Turnout | | 0 | 0.00% |
| County Clerk Turnout | | 0 | 0.00% |
| Total ... | | 4,234 | 0.00% |
| Democratic Registration & Turnout | | 0 | Voters |
| Polling Place Turnout | | 1,659 | 0.00% |
| Manual Entry Turnout | | 0 | 0.00% |
| County Clerk Turnout | | 0 | 0.00% |
| Total ... | | 1,659 | 0.00% |
| REP - President of the United States | (18) | 0/18 | 0.00% |
| Jeb Bush | | 27 | 0.64% |
| Ben Carson | | 71 | 1.68% |
| Chris Christie | | 12 | 0.28% |
| Ted Cruz | | 1,276 | 30.17% |
| Carly Fiorina | | 1 | 0.02% |
| Lindsey Graham | | 5 | 0.12% |
| Mike Huckabee | | 10 | 0.24% |
| John R. Kasich | | 645 | 15.25% |
| George Pataki | | 2 | 0.05% |
| Rand Paul | | 17 | 0.40% |
| Marco Rubio | | 294 | 6.95% |
| Rick Santorum | | 7 | 0.17% |
| Donald J. Trump | | 1,812 | 42.85% |
| Uncommitted | | 50 | 1.18% |
| Total ... | | 4,229 | 100.00% |
| DEM - President of the United States | (18) | 0/18 | 0.00% |
| Hillary Clinton | | 670 | 40.39% |
| Roque Rocky De La Fuente | | 3 | 0.18% |
| Martin J. O'Malley | | 6 | 0.36% |
| Bernie Sanders | | 953 | 57.44% |
| Uncommitted | | 27 | 1.63% |
| Total ... | | 1,659 | 100.00% |
| Evart Township Road Millage | (1) | 0/1 | 0.00% |
| YES | | 203 | 55.62% |
| NO | | 162 | 44.38% |
| Total ... | | 365 | 100.00% |

March 8, 2016

Summary Report

Osceola County

Osceola County Election Report

| | | | |
|---------------------------------------|-----------|-----|---------|
| Osceola Township Road Millage | (1) | 0/1 | 0.00% |
| YES | | 145 | 54.31% |
| NO | | 122 | 45.69% |
| | Total ... | 267 | 100.00% |
| Chippewa Hills School Proposal | (1) | 0/1 | 0.00% |
| YES | | 21 | 61.76% |
| NO | | 13 | 38.24% |
| | Total ... | 34 | 100.00% |

PRESIDENTIAL PRIMARY ELECTION
TUESDAY, MARCH 8, 2016

SEAL

In witness Whereof, We have hereunto set our hands and
affixed the Seal of the Circuit Court for the County of
Osceola, State of Michigan on March 9, 2016.

Pam Prichard
Pam Prichard, Chairperson

Carolyn Curtin

Betsy Erickson

Renee Watkins

Betsy Erickson

Renee Watkins

ATTEST:

Karen J. Bluhm
Karen J. Bluhm, Clerk

Pam Prichard
Pam Prichard, Chairperson Board of County Canvassers

STATE OF MICHIGAN
COUNTY OF OSCEOLA

WE DO HEREBY CERTIFY, That the foregoing is a correct statement of the votes given in Osceola County
for the offices named in such statement and for the persons designated therein, and other matters submitted, at the Presidential Primary Election,
held on Tuesday, March 8, 2016.

In Witness Whereof, We have hereunto set our hands
and caused to be affixed the seal of the Circuit Court for
the County of Osceola, State of Michigan on March 9, 2016

Pam Prichard
Pam Prichard, Chairperson

Carolyn Curtin

Betsy Erickson

Renee Watkins

Betsy Erickson

Renee Watkins

SEAL

ATTEST:

Karen J. Bluhm
Karen J. Bluhm, Clerk of the Board of Canvassers

STATE OF MICHIGAN
County of Osceola

We Do Hereby Certify, That the foregoing is a correct transcript of the statement of the Board of
County Canvassers of the County of Osceola of the votes given in such County for the offices named in
said statement and for the persons designated therein, and other matters submitted, at the Presidential Primary
Election, Tuesday, March 8, 2016, so far as it relates to the votes cast for said office, as appears from
the original statement on file in the office of the County Clerk.

In Witness Whereof, We have hereunto set our hands and
caused to be affixed the seal of the Circuit Court for the
County of Osceola, State of Michigan, on March 9, 2016.

Pam Prichard
Pam Prichard, Chairperson-Board of Canvassers

SEAL

Karen J. Bluhm
Karen J. Bluhm, Clerk
County Board of Canvassers

Osceola_Mar2016_E

March 8, 2016

Precinct Report

Osceola County

Osceola County Election Report

Burdell Township Precinct 1

| | | |
|-----------------------------------|------------|----------------|
| Registration & Turnout | | 100 |
| Polling Place Turnout | 404 | 404.00% |
| Manual Entry Turnout | 0 | 0.00% |
| County Clerk Turnout | 0 | 0.00% |
| Total... | 404 | 404.00% |

| | | |
|--|----------|--------------|
| Non Partisan Registration & Turnout | | 0 |
| Polling Place Turnout | 0 | 0.00% |
| Manual Entry Turnout | 0 | 0.00% |
| County Clerk Turnout | 0 | 0.00% |
| Total... | 0 | 0.00% |

| | | |
|--|------------|--------------|
| Republican Registration & Turnout | | 0 |
| Polling Place Turnout | 304 | 0.00% |
| Manual Entry Turnout | 0 | 0.00% |
| County Clerk Turnout | 0 | 0.00% |
| Total... | 304 | 0.00% |

| | | |
|--|------------|--------------|
| Democratic Registration & Turnout | | 0 |
| Polling Place Turnout | 100 | 0.00% |
| Manual Entry Turnout | 0 | 0.00% |
| County Clerk Turnout | 0 | 0.00% |
| Total... | 100 | 0.00% |

| | | |
|---|------------|----------------|
| REP - President of the United States | | (Started) |
| Jeb Bush | 0 | 0.00% |
| Ben Carson | 3 | 0.99% |
| Chris Christie | 0 | 0.00% |
| Ted Cruz | 98 | 32.24% |
| Carly Fiorina | 1 | 0.33% |
| Lindsey Graham | 0 | 0.00% |
| Mike Huckabee | 0 | 0.00% |
| John R. Kasich | 48 | 15.79% |
| George Pataki | 1 | 0.33% |
| Rand Paul | 1 | 0.33% |
| Marco Rubio | 15 | 4.93% |
| Rick Santorum | 0 | 0.00% |
| Donald J. Trump | 133 | 43.75% |
| Uncommitted | 4 | 1.32% |
| Total... | 304 | 100.00% |

| | | |
|---|------------|----------------|
| DEM - President of the United States | | (Started) |
| Hillary Clinton | 40 | 40.00% |
| Roque Rocky De La Fuente | 0 | 0.00% |
| Martin J. O'Malley | 0 | 0.00% |
| Bernie Sanders | 59 | 59.00% |
| Uncommitted | 1 | 1.00% |
| Total... | 100 | 100.00% |

Cedar Township Precinct 1

| | | |
|-----------------------------------|------------|----------------|
| Registration & Turnout | | 100 |
| Polling Place Turnout | 145 | 145.00% |
| Manual Entry Turnout | 0 | 0.00% |
| County Clerk Turnout | 0 | 0.00% |
| Total... | 145 | 145.00% |

| | | |
|--|---|-------|
| Non Partisan Registration & Turnout | | 0 |
| Polling Place Turnout | 0 | 0.00% |

March 8, 2016

Precinct Report

Osceola County

Osceola County Election Report

Cedar Township Precinct 1

Non Partisan Registration & Turnout 0

| | | |
|----------------------|----------|--------------|
| Manual Entry Turnout | 0 | 0.00% |
| County Clerk Turnout | 0 | 0.00% |
| Total... | 0 | 0.00% |

Republican Registration & Turnout 0

| | | |
|-----------------------|------------|--------------|
| Polling Place Turnout | 107 | 0.00% |
| Manual Entry Turnout | 0 | 0.00% |
| County Clerk Turnout | 0 | 0.00% |
| Total... | 107 | 0.00% |

Democratic Registration & Turnout 0

| | | |
|-----------------------|-----------|--------------|
| Polling Place Turnout | 38 | 0.00% |
| Manual Entry Turnout | 0 | 0.00% |
| County Clerk Turnout | 0 | 0.00% |
| Total... | 38 | 0.00% |

REP - President of the United States (Started)

| | | |
|-----------------|------------|----------------|
| Jeb Bush | 0 | 0.00% |
| Ben Carson | 2 | 1.87% |
| Chris Christie | 1 | 0.93% |
| Ted Cruz | 34 | 31.78% |
| Carly Fiorina | 0 | 0.00% |
| Lindsey Graham | 0 | 0.00% |
| Mike Huckabee | 0 | 0.00% |
| John R. Kasich | 9 | 8.41% |
| George Pataki | 0 | 0.00% |
| Rand Paul | 0 | 0.00% |
| Marco Rubio | 6 | 5.61% |
| Rick Santorum | 1 | 0.93% |
| Donald J. Trump | 53 | 49.53% |
| Uncommitted | 1 | 0.93% |
| Total... | 107 | 100.00% |

DEM - President of the United States (Started)

| | | |
|--------------------------|-----------|----------------|
| Hillary Clinton | 22 | 57.89% |
| Roque Rocky De La Fuente | 0 | 0.00% |
| Martin J. O'Malley | 0 | 0.00% |
| Bernie Sanders | 15 | 39.47% |
| Uncommitted | 1 | 2.63% |
| Total... | 38 | 100.00% |

Evart Township Precinct 1

Registration & Turnout 100

| | | |
|-----------------------|------------|----------------|
| Polling Place Turnout | 373 | 373.00% |
| Manual Entry Turnout | 0 | 0.00% |
| County Clerk Turnout | 0 | 0.00% |
| Total... | 373 | 373.00% |

Non Partisan Registration & Turnout 0

| | | |
|-----------------------|----------|--------------|
| Polling Place Turnout | 5 | 0.00% |
| Manual Entry Turnout | 0 | 0.00% |
| County Clerk Turnout | 0 | 0.00% |
| Total... | 5 | 0.00% |

Republican Registration & Turnout 0

| | | |
|-----------------------|-----|-------|
| Polling Place Turnout | 266 | 0.00% |
| Manual Entry Turnout | 0 | 0.00% |

March 8, 2016

Precinct Report

Osceola County

Osceola County Election Report

Evart Township Precinct 1

Republican Registration & Turnout 0

| | | |
|----------------------|------------|--------------|
| County Clerk Turnout | 0 | 0.00% |
| Total... | 266 | 0.00% |

Democratic Registration & Turnout 0

| | | |
|-----------------------|------------|--------------|
| Polling Place Turnout | 102 | 0.00% |
| Manual Entry Turnout | 0 | 0.00% |
| County Clerk Turnout | 0 | 0.00% |
| Total... | 102 | 0.00% |

REP - President of the United States (Started)

| | | |
|-----------------|------------|----------------|
| Jeb Bush | 1 | 0.38% |
| Ben Carson | 2 | 0.75% |
| Chris Christie | 1 | 0.38% |
| Ted Cruz | 89 | 33.58% |
| Carly Fiorina | 0 | 0.00% |
| Lindsey Graham | 0 | 0.00% |
| Mike Huckabee | 0 | 0.00% |
| John R. Kasich | 45 | 16.98% |
| George Pataki | 0 | 0.00% |
| Rand Paul | 0 | 0.00% |
| Marco Rubio | 26 | 9.81% |
| Rick Santorum | 0 | 0.00% |
| Donald J. Trump | 99 | 37.36% |
| Uncommitted | 2 | 0.75% |
| Total... | 265 | 100.00% |

DEM - President of the United States (Started)

| | | |
|--------------------------|------------|----------------|
| Hillary Clinton | 43 | 42.16% |
| Roque Rocky De La Fuente | 0 | 0.00% |
| Martin J. O'Malley | 0 | 0.00% |
| Bernie Sanders | 57 | 55.88% |
| Uncommitted | 2 | 1.96% |
| Total... | 102 | 100.00% |

Evart Township Road Millage (Started)

| | | |
|-----------------|------------|----------------|
| YES | 203 | 55.62% |
| NO | 162 | 44.38% |
| Total... | 365 | 100.00% |

Hartwick Township Precinct 1

Registration & Turnout 100

| | | |
|-----------------------|------------|----------------|
| Polling Place Turnout | 151 | 151.00% |
| Manual Entry Turnout | 0 | 0.00% |
| County Clerk Turnout | 0 | 0.00% |
| Total... | 151 | 151.00% |

Non Partisan Registration & Turnout 0

| | | |
|-----------------------|----------|--------------|
| Polling Place Turnout | 0 | 0.00% |
| Manual Entry Turnout | 0 | 0.00% |
| County Clerk Turnout | 0 | 0.00% |
| Total... | 0 | 0.00% |

Republican Registration & Turnout 0

| | | |
|-----------------------|------------|--------------|
| Polling Place Turnout | 115 | 0.00% |
| Manual Entry Turnout | 0 | 0.00% |
| County Clerk Turnout | 0 | 0.00% |
| Total... | 115 | 0.00% |

March 8, 2016

Precinct Report

Osceola County

Osceola County Election Report

Hartwick Township Precinct 1

Democratic Registration & Turnout 0

| | | |
|-----------------------|-----------|--------------|
| Polling Place Turnout | 36 | 0.00% |
| Manual Entry Turnout | 0 | 0.00% |
| County Clerk Turnout | 0 | 0.00% |
| Total... | 36 | 0.00% |

REP - President of the United States (Started)

| | | |
|-----------------|------------|--------------|
| Jeb Bush | 0 | 0.00% |
| Ben Carson | 1 | 0.87% |
| Chris Christie | 0 | 0.00% |
| Ted Cruz | 52 | 45.22% |
| Carly Fiorina | 0 | 0.00% |
| Lindsey Graham | 1 | 0.87% |
| Mike Huckabee | 0 | 0.00% |
| John R. Kasich | 14 | 12.17% |
| George Pataki | 0 | 0.00% |
| Rand Paul | 0 | 0.00% |
| Marco Rubio | 9 | 7.83% |
| Rick Santorum | 0 | 0.00% |
| Donald J. Trump | 38 | 33.04% |
| Uncommitted | 0 | 0.00% |
| Total... | 115 | 0.00% |

DEM - President of the United States (Started)

| | | |
|--------------------------|-----------|--------------|
| Hillary Clinton | 20 | 55.56% |
| Roque Rocky De La Fuente | 0 | 0.00% |
| Martin J. O'Malley | 0 | 0.00% |
| Bernie Sanders | 16 | 44.44% |
| Uncommitted | 0 | 0.00% |
| Total... | 36 | 0.00% |

Hersey Township Precinct 1

Registration & Turnout 100

| | | |
|-----------------------|------------|----------------|
| Polling Place Turnout | 494 | 494.00% |
| Manual Entry Turnout | 0 | 0.00% |
| County Clerk Turnout | 0 | 0.00% |
| Total... | 494 | 494.00% |

Non Partisan Registration & Turnout 0

| | | |
|-----------------------|----------|--------------|
| Polling Place Turnout | 0 | 0.00% |
| Manual Entry Turnout | 0 | 0.00% |
| County Clerk Turnout | 0 | 0.00% |
| Total... | 0 | 0.00% |

Republican Registration & Turnout 0

| | | |
|-----------------------|------------|--------------|
| Polling Place Turnout | 335 | 0.00% |
| Manual Entry Turnout | 0 | 0.00% |
| County Clerk Turnout | 0 | 0.00% |
| Total... | 335 | 0.00% |

Democratic Registration & Turnout 0

| | | |
|-----------------------|------------|--------------|
| Polling Place Turnout | 159 | 0.00% |
| Manual Entry Turnout | 0 | 0.00% |
| County Clerk Turnout | 0 | 0.00% |
| Total... | 159 | 0.00% |

REP - President of the United States (Started)

| | | |
|----------|---|-------|
| Jeb Bush | 0 | 0.00% |
|----------|---|-------|

March 8, 2016

Precinct Report

Osceola County

Osceola County Election Report

Hersey Township Precinct 1

| REP - President of the United States | | (Started) |
|--------------------------------------|-----|-----------|
| Ben Carson | 5 | 1.49% |
| Chris Christie | 1 | 0.30% |
| Ted Cruz | 95 | 28.36% |
| Carly Fiorina | 0 | 0.00% |
| Lindsey Graham | 0 | 0.00% |
| Mike Huckabee | 1 | 0.30% |
| John R. Kasich | 47 | 14.03% |
| George Pataki | 1 | 0.30% |
| Rand Paul | 0 | 0.00% |
| Marco Rubio | 20 | 5.97% |
| Rick Santorum | 1 | 0.30% |
| Donald J. Trump | 161 | 48.06% |
| Uncommitted | 3 | 0.90% |
| Total... | 335 | 100.00% |

| DEM - President of the United States | | (Started) |
|--------------------------------------|-----|-----------|
| Hillary Clinton | 64 | 40.25% |
| Roque Rocky De La Fuente | 1 | 0.63% |
| Martin J. O'Malley | 0 | 0.00% |
| Bernie Sanders | 87 | 54.72% |
| Uncommitted | 7 | 4.40% |
| Total... | 159 | 100.00% |

Highland Township Precinct 1

| Registration & Turnout | | 100 |
|------------------------|-----|---------|
| Polling Place Turnout | 273 | 273.00% |
| Manual Entry Turnout | 0 | 0.00% |
| County Clerk Turnout | 0 | 0.00% |
| Total... | 273 | 273.00% |

| Non Partisan Registration & Turnout | | 0 |
|-------------------------------------|---|-------|
| Polling Place Turnout | 0 | 0.00% |
| Manual Entry Turnout | 0 | 0.00% |
| County Clerk Turnout | 0 | 0.00% |
| Total... | 0 | 0.00% |

| Republican Registration & Turnout | | 0 |
|-----------------------------------|-----|-------|
| Polling Place Turnout | 211 | 0.00% |
| Manual Entry Turnout | 0 | 0.00% |
| County Clerk Turnout | 0 | 0.00% |
| Total... | 211 | 0.00% |

| Democratic Registration & Turnout | | 0 |
|-----------------------------------|----|-------|
| Polling Place Turnout | 62 | 0.00% |
| Manual Entry Turnout | 0 | 0.00% |
| County Clerk Turnout | 0 | 0.00% |
| Total... | 62 | 0.00% |

| REP - President of the United States | | (Started) |
|--------------------------------------|----|-----------|
| Jeb Bush | 2 | 0.95% |
| Ben Carson | 2 | 0.95% |
| Chris Christie | 2 | 0.95% |
| Ted Cruz | 69 | 32.70% |
| Carly Fiorina | 0 | 0.00% |
| Lindsey Graham | 0 | 0.00% |
| Mike Huckabee | 1 | 0.47% |

March 8, 2016

Precinct Report

Osceola County

Osceola County Election Report

Highland Township Precinct 1

REP - President of the United States (Started)

| | | |
|-----------------|------------|----------------|
| John R. Kasich | 37 | 17.54% |
| George Pataki | 0 | 0.00% |
| Rand Paul | 0 | 0.00% |
| Marco Rubio | 20 | 9.48% |
| Rick Santorum | 0 | 0.00% |
| Donald J. Trump | 74 | 35.07% |
| Uncommitted | 4 | 1.90% |
| Total... | 211 | 100.00% |

DEM - President of the United States (Started)

| | | |
|--------------------------|-----------|----------------|
| Hillary Clinton | 19 | 30.65% |
| Roque Rocky De La Fuente | 0 | 0.00% |
| Martin J. O'Malley | 0 | 0.00% |
| Bernie Sanders | 42 | 67.74% |
| Uncommitted | 1 | 1.61% |
| Total... | 62 | 100.00% |

Leroy Township Precinct 1

Registration & Turnout 100

| | | |
|-----------------------|------------|----------------|
| Polling Place Turnout | 308 | 308.00% |
| Manual Entry Turnout | 0 | 0.00% |
| County Clerk Turnout | 0 | 0.00% |
| Total... | 308 | 308.00% |

Non Partisan Registration & Turnout 0

| | | |
|-----------------------|----------|--------------|
| Polling Place Turnout | 0 | 0.00% |
| Manual Entry Turnout | 0 | 0.00% |
| County Clerk Turnout | 0 | 0.00% |
| Total... | 0 | 0.00% |

Republican Registration & Turnout 0

| | | |
|-----------------------|------------|--------------|
| Polling Place Turnout | 209 | 0.00% |
| Manual Entry Turnout | 0 | 0.00% |
| County Clerk Turnout | 0 | 0.00% |
| Total... | 209 | 0.00% |

Democratic Registration & Turnout 0

| | | |
|-----------------------|-----------|--------------|
| Polling Place Turnout | 99 | 0.00% |
| Manual Entry Turnout | 0 | 0.00% |
| County Clerk Turnout | 0 | 0.00% |
| Total... | 99 | 0.00% |

REP - President of the United States (Started)

| | | |
|-----------------|-----|--------|
| Jeb Bush | 0 | 0.00% |
| Ben Carson | 6 | 2.87% |
| Chris Christie | 2 | 0.96% |
| Ted Cruz | 51 | 24.40% |
| Carly Fiorina | 0 | 0.00% |
| Lindsey Graham | 1 | 0.48% |
| Mike Huckabee | 0 | 0.00% |
| John R. Kasich | 26 | 12.44% |
| George Pataki | 0 | 0.00% |
| Rand Paul | 1 | 0.48% |
| Marco Rubio | 17 | 8.13% |
| Rick Santorum | 0 | 0.00% |
| Donald J. Trump | 104 | 49.76% |

March 8, 2016

Precinct Report

Osceola County

Osceola County Election Report

Leroy Township Precinct 1

REP - President of the United States (Started)

| | | |
|-----------------|------------|----------------|
| Uncommitted | 1 | 0.48% |
| Total... | 209 | 100.00% |

DEM - President of the United States (Started)

| | | |
|--------------------------|-----------|----------------|
| Hillary Clinton | 31 | 31.31% |
| Roque Rocky De La Fuente | 0 | 0.00% |
| Martin J. O'Malley | 1 | 1.01% |
| Bernie Sanders | 63 | 63.64% |
| Uncommitted | 4 | 4.04% |
| Total... | 99 | 100.00% |

Lincoln Township Precinct 1

Registration & Turnout 100

| | | |
|-----------------------|------------|----------------|
| Polling Place Turnout | 400 | 400.00% |
| Manual Entry Turnout | 0 | 0.00% |
| County Clerk Turnout | 0 | 0.00% |
| Total... | 400 | 400.00% |

Non Partisan Registration & Turnout 0

| | | |
|-----------------------|----------|--------------|
| Polling Place Turnout | 0 | 0.00% |
| Manual Entry Turnout | 0 | 0.00% |
| County Clerk Turnout | 0 | 0.00% |
| Total... | 0 | 0.00% |

Republican Registration & Turnout 0

| | | |
|-----------------------|------------|--------------|
| Polling Place Turnout | 290 | 0.00% |
| Manual Entry Turnout | 0 | 0.00% |
| County Clerk Turnout | 0 | 0.00% |
| Total... | 290 | 0.00% |

Democratic Registration & Turnout 0

| | | |
|-----------------------|------------|--------------|
| Polling Place Turnout | 110 | 0.00% |
| Manual Entry Turnout | 0 | 0.00% |
| County Clerk Turnout | 0 | 0.00% |
| Total... | 110 | 0.00% |

REP - President of the United States (Started)

| | | |
|-----------------|------------|--------------|
| Jeb Bush | 1 | 0.34% |
| Ben Carson | 3 | 1.03% |
| Chris Christie | 2 | 0.69% |
| Ted Cruz | 94 | 32.41% |
| Carly Fiorina | 0 | 0.00% |
| Lindsey Graham | 0 | 0.00% |
| Mike Huckabee | 0 | 0.00% |
| John R. Kasich | 38 | 13.10% |
| George Pataki | 0 | 0.00% |
| Rand Paul | 0 | 0.00% |
| Marco Rubio | 6 | 2.07% |
| Rick Santorum | 2 | 0.69% |
| Donald J. Trump | 144 | 49.66% |
| Uncommitted | 0 | 0.00% |
| Total... | 290 | 0.00% |

DEM - President of the United States (Started)

| | | |
|--------------------------|----|--------|
| Hillary Clinton | 37 | 33.64% |
| Roque Rocky De La Fuente | 1 | 0.91% |
| Martin J. O'Malley | 0 | 0.00% |

Osceola_Mar2016_E

March 8, 2016

Precinct Report

Osceola County

Osceola County Election Report

Lincoln Township Precinct 1

| | | |
|---|------------|----------------|
| DEM - President of the United States | | (Started) |
| Bernie Sanders | 69 | 62.73% |
| Uncommitted | 3 | 2.73% |
| Total... | 110 | 100.00% |

Marion Township Precinct 1

| | |
|-----------------------------------|--------------------|
| Registration & Turnout | 100 |
| Polling Place Turnout | 369 369.00% |
| Manual Entry Turnout | 0 0.00% |
| County Clerk Turnout | 0 0.00% |
| Total... | 369 369.00% |

| | |
|--|----------------|
| Non Partisan Registration & Turnout | 0 |
| Polling Place Turnout | 0 0.00% |
| Manual Entry Turnout | 0 0.00% |
| County Clerk Turnout | 0 0.00% |
| Total... | 0 0.00% |

| | |
|--|------------------|
| Republican Registration & Turnout | 0 |
| Polling Place Turnout | 250 0.00% |
| Manual Entry Turnout | 0 0.00% |
| County Clerk Turnout | 0 0.00% |
| Total... | 250 0.00% |

| | |
|--|------------------|
| Democratic Registration & Turnout | 0 |
| Polling Place Turnout | 119 0.00% |
| Manual Entry Turnout | 0 0.00% |
| County Clerk Turnout | 0 0.00% |
| Total... | 119 0.00% |

| | | |
|---|------------|----------------|
| REP - President of the United States | | (Started) |
| Jeb Bush | 1 | 0.40% |
| Ben Carson | 1 | 0.40% |
| Chris Christie | 0 | 0.00% |
| Ted Cruz | 53 | 21.29% |
| Carly Fiorina | 0 | 0.00% |
| Lindsey Graham | 0 | 0.00% |
| Mike Huckabee | 0 | 0.00% |
| John R. Kasich | 51 | 20.48% |
| George Pataki | 0 | 0.00% |
| Rand Paul | 0 | 0.00% |
| Marco Rubio | 26 | 10.44% |
| Rick Santorum | 1 | 0.40% |
| Donald J. Trump | 113 | 45.38% |
| Uncommitted | 3 | 1.20% |
| Total... | 249 | 100.00% |

| | | |
|---|------------|--------------|
| DEM - President of the United States | | (Started) |
| Hillary Clinton | 55 | 46.22% |
| Roque Rocky De La Fuente | 0 | 0.00% |
| Martin J. O'Malley | 0 | 0.00% |
| Bernie Sanders | 64 | 53.78% |
| Uncommitted | 0 | 0.00% |
| Total... | 119 | 0.00% |

Middle Branch Township Precinct 1

| | |
|-----------------------------------|-------------|
| Registration & Turnout | 100 |
| Polling Place Turnout | 236 236.00% |

March 11, 2016 11:43 AM

March 8, 2016

Precinct Report

Osceola County

Osceola County Election Report

Middle Branch Township Precinct 1

| | | | |
|--|------------|------------------|--|
| Registration & Turnout | | 100 | |
| Manual Entry Turnout | 0 | 0.00% | |
| County Clerk Turnout | 0 | 0.00% | |
| Total... | 236 | 236.00% | |
| Non Partisan Registration & Turnout | | 0 | |
| Polling Place Turnout | 0 | 0.00% | |
| Manual Entry Turnout | 0 | 0.00% | |
| County Clerk Turnout | 0 | 0.00% | |
| Total... | 0 | 0.00% | |
| Republican Registration & Turnout | | 0 | |
| Polling Place Turnout | 169 | 0.00% | |
| Manual Entry Turnout | 0 | 0.00% | |
| County Clerk Turnout | 0 | 0.00% | |
| Total... | 169 | 0.00% | |
| Democratic Registration & Turnout | | 0 | |
| Polling Place Turnout | 67 | 0.00% | |
| Manual Entry Turnout | 0 | 0.00% | |
| County Clerk Turnout | 0 | 0.00% | |
| Total... | 67 | 0.00% | |
| REP - President of the United States | | (Started) | |
| Jeb Bush | 1 | 0.60% | |
| Ben Carson | 2 | 1.19% | |
| Chris Christie | 0 | 0.00% | |
| Ted Cruz | 52 | 30.95% | |
| Carly Fiorina | 0 | 0.00% | |
| Lindsey Graham | 0 | 0.00% | |
| Mike Huckabee | 0 | 0.00% | |
| John R. Kasich | 23 | 13.69% | |
| George Pataki | 0 | 0.00% | |
| Rand Paul | 1 | 0.60% | |
| Marco Rubio | 5 | 2.98% | |
| Rick Santorum | 0 | 0.00% | |
| Donald J. Trump | 83 | 49.40% | |
| Uncommitted | 1 | 0.60% | |
| Total... | 168 | 100.00% | |
| DEM - President of the United States | | (Started) | |
| Hillary Clinton | 27 | 40.30% | |
| Roque Rocky De La Fuente | 0 | 0.00% | |
| Martin J. O'Malley | 2 | 2.99% | |
| Bernie Sanders | 38 | 56.72% | |
| Uncommitted | 0 | 0.00% | |
| Total... | 67 | 0.00% | |

Orient Township Precinct 1

| | | | |
|--|------------|----------------|--|
| Registration & Turnout | | 100 | |
| Polling Place Turnout | 218 | 218.00% | |
| Manual Entry Turnout | 0 | 0.00% | |
| County Clerk Turnout | 0 | 0.00% | |
| Total... | 218 | 218.00% | |
| Non Partisan Registration & Turnout | | 0 | |
| Polling Place Turnout | 0 | 0.00% | |
| Manual Entry Turnout | 0 | 0.00% | |

Osceola_Mar2016_E
March 8, 2016
Precinct Report
Osceola County
Osceola County Election Report

Orient Township Precinct 1

Non Partisan Registration & Turnout 0

| | | | |
|----------------------|---|-------|--|
| County Clerk Turnout | 0 | 0.00% | |
| Total... | 0 | 0.00% | |

Republican Registration & Turnout 0

| | | | |
|-----------------------|-----|-------|--|
| Polling Place Turnout | 140 | 0.00% | |
| Manual Entry Turnout | 0 | 0.00% | |
| County Clerk Turnout | 0 | 0.00% | |
| Total... | 140 | 0.00% | |

Democratic Registration & Turnout 0

| | | | |
|-----------------------|----|-------|--|
| Polling Place Turnout | 78 | 0.00% | |
| Manual Entry Turnout | 0 | 0.00% | |
| County Clerk Turnout | 0 | 0.00% | |
| Total... | 78 | 0.00% | |

REP - President of the United States (Started)

| | | | |
|-----------------|-----|---------|--|
| Jeb Bush | 1 | 0.71% | |
| Ben Carson | 1 | 0.71% | |
| Chris Christie | 0 | 0.00% | |
| Ted Cruz | 37 | 26.43% | |
| Carly Fiorina | 0 | 0.00% | |
| Lindsey Graham | 0 | 0.00% | |
| Mike Huckabee | 1 | 0.71% | |
| John R. Kasich | 24 | 17.14% | |
| George Pataki | 0 | 0.00% | |
| Rand Paul | 1 | 0.71% | |
| Marco Rubio | 14 | 10.00% | |
| Rick Santorum | 0 | 0.00% | |
| Donald J. Trump | 57 | 40.71% | |
| Uncommitted | 4 | 2.86% | |
| Total... | 140 | 100.00% | |

DEM - President of the United States (Started)

| | | | |
|--------------------------|----|---------|--|
| Hillary Clinton | 37 | 47.44% | |
| Roque Rocky De La Fuente | 0 | 0.00% | |
| Martin J. O'Malley | 1 | 1.28% | |
| Bernie Sanders | 39 | 50.00% | |
| Uncommitted | 1 | 1.28% | |
| Total... | 78 | 100.00% | |

Chippewa Hills School Proposal (Started)

| | | | |
|----------|----|---------|--|
| YES | 21 | 61.76% | |
| NO | 13 | 38.24% | |
| Total... | 34 | 100.00% | |

Osceola Township Precinct 1

Registration & Turnout 100

| | | | |
|-----------------------|-----|---------|--|
| Polling Place Turnout | 274 | 274.00% | |
| Manual Entry Turnout | 0 | 0.00% | |
| County Clerk Turnout | 0 | 0.00% | |
| Total... | 274 | 274.00% | |

Non Partisan Registration & Turnout 0

| | | | |
|-----------------------|---|-------|--|
| Polling Place Turnout | 0 | 0.00% | |
| Manual Entry Turnout | 0 | 0.00% | |
| County Clerk Turnout | 0 | 0.00% | |
| Total... | 0 | 0.00% | |

Osceola_Mar2016_E

March 8, 2016

Precinct Report

Osceola County

Osceola County Election Report

Osceola Township Precinct 1

| | | | |
|--|-----|---------|-----------|
| Republican Registration & Turnout | | | 0 |
| Polling Place Turnout | 210 | 0.00% | |
| Manual Entry Turnout | 0 | 0.00% | |
| County Clerk Turnout | 0 | 0.00% | |
| Total... | 210 | 0.00% | |
| Democratic Registration & Turnout | | | 0 |
| Polling Place Turnout | 64 | 0.00% | |
| Manual Entry Turnout | 0 | 0.00% | |
| County Clerk Turnout | 0 | 0.00% | |
| Total... | 64 | 0.00% | |
| REP - President of the United States | | | (Started) |
| Jeb Bush | 2 | 0.95% | |
| Ben Carson | 10 | 4.76% | |
| Chris Christie | 0 | 0.00% | |
| Ted Cruz | 59 | 28.10% | |
| Carly Fiorina | 0 | 0.00% | |
| Lindsey Graham | 0 | 0.00% | |
| Mike Huckabee | 0 | 0.00% | |
| John R. Kasich | 43 | 20.48% | |
| George Pataki | 0 | 0.00% | |
| Rand Paul | 2 | 0.95% | |
| Marco Rubio | 10 | 4.76% | |
| Rick Santorum | 1 | 0.48% | |
| Donald J. Trump | 83 | 39.52% | |
| Uncommitted | 0 | 0.00% | |
| Total... | 210 | 0.00% | |
| DEM - President of the United States | | | (Started) |
| Hillary Clinton | 27 | 42.19% | |
| Roque Rocky De La Fuente | 0 | 0.00% | |
| Martin J. O'Malley | 0 | 0.00% | |
| Bernie Sanders | 37 | 57.81% | |
| Uncommitted | 0 | 0.00% | |
| Total... | 64 | 0.00% | |
| Osceola Township Road Millage | | | (Started) |
| YES | 145 | 54.31% | |
| NO | 122 | 45.69% | |
| Total... | 267 | 100.00% | |

Richmond Township Precinct 1

| | | | |
|--|-----|---------|-----|
| Registration & Turnout | | | 100 |
| Polling Place Turnout | 496 | 496.00% | |
| Manual Entry Turnout | 0 | 0.00% | |
| County Clerk Turnout | 0 | 0.00% | |
| Total... | 496 | 496.00% | |
| Non Partisan Registration & Turnout | | | 0 |
| Polling Place Turnout | 0 | 0.00% | |
| Manual Entry Turnout | 0 | 0.00% | |
| County Clerk Turnout | 0 | 0.00% | |
| Total... | 0 | 0.00% | |
| Republican Registration & Turnout | | | 0 |
| Polling Place Turnout | 382 | 0.00% | |
| Manual Entry Turnout | 0 | 0.00% | |

March 8, 2016

Precinct Report

Osceola County

Osceola County Election Report

Richmond Township Precinct 1

Republican Registration & Turnout 0

| | | |
|----------------------|------------|--------------|
| County Clerk Turnout | 0 | 0.00% |
| Total... | 382 | 0.00% |

Democratic Registration & Turnout 0

| | | |
|-----------------------|------------|--------------|
| Polling Place Turnout | 114 | 0.00% |
| Manual Entry Turnout | 0 | 0.00% |
| County Clerk Turnout | 0 | 0.00% |
| Total... | 114 | 0.00% |

REP - President of the United States (Started)

| | | |
|-----------------|------------|----------------|
| Jeb Bush | 4 | 1.05% |
| Ben Carson | 10 | 2.62% |
| Chris Christie | 1 | 0.26% |
| Ted Cruz | 103 | 26.96% |
| Carly Fiorina | 0 | 0.00% |
| Lindsey Graham | 1 | 0.26% |
| Mike Huckabee | 1 | 0.26% |
| John R. Kasich | 57 | 14.92% |
| George Pataki | 0 | 0.00% |
| Rand Paul | 3 | 0.79% |
| Marco Rubio | 31 | 8.12% |
| Rick Santorum | 0 | 0.00% |
| Donald J. Trump | 160 | 41.88% |
| Uncommitted | 11 | 2.88% |
| Total... | 382 | 100.00% |

DEM - President of the United States (Started)

| | | |
|--------------------------|------------|----------------|
| Hillary Clinton | 45 | 39.47% |
| Roque Rocky De La Fuente | 0 | 0.00% |
| Martin J. O'Malley | 0 | 0.00% |
| Bernie Sanders | 68 | 59.65% |
| Uncommitted | 1 | 0.88% |
| Total... | 114 | 100.00% |

Rose Lake Township Precinct 1

Registration & Turnout 100

| | | |
|-----------------------|------------|----------------|
| Polling Place Turnout | 368 | 368.00% |
| Manual Entry Turnout | 0 | 0.00% |
| County Clerk Turnout | 0 | 0.00% |
| Total... | 368 | 368.00% |

Non Partisan Registration & Turnout 0

| | | |
|-----------------------|----------|--------------|
| Polling Place Turnout | 0 | 0.00% |
| Manual Entry Turnout | 0 | 0.00% |
| County Clerk Turnout | 0 | 0.00% |
| Total... | 0 | 0.00% |

Republican Registration & Turnout 0

| | | |
|-----------------------|------------|--------------|
| Polling Place Turnout | 285 | 0.00% |
| Manual Entry Turnout | 0 | 0.00% |
| County Clerk Turnout | 0 | 0.00% |
| Total... | 285 | 0.00% |

Democratic Registration & Turnout 0

| | | |
|-----------------------|----|-------|
| Polling Place Turnout | 83 | 0.00% |
| Manual Entry Turnout | 0 | 0.00% |

March 8, 2016

Precinct Report

Osceola County

Osceola County Election Report

Rose Lake Township Precinct 1

Democratic Registration & Turnout 0

| | | |
|----------------------|-----------|--------------|
| County Clerk Turnout | 0 | 0.00% |
| Total... | 83 | 0.00% |

REP - President of the United States (Started)

| | | |
|-----------------|------------|----------------|
| Jeb Bush | 1 | 0.35% |
| Ben Carson | 4 | 1.41% |
| Chris Christie | 1 | 0.35% |
| Ted Cruz | 69 | 24.30% |
| Carly Fiorina | 0 | 0.00% |
| Lindsey Graham | 0 | 0.00% |
| Mike Huckabee | 0 | 0.00% |
| John R. Kasich | 37 | 13.03% |
| George Pataki | 0 | 0.00% |
| Rand Paul | 2 | 0.70% |
| Marco Rubio | 18 | 6.34% |
| Rick Santorum | 0 | 0.00% |
| Donald J. Trump | 151 | 53.17% |
| Uncommitted | 1 | 0.35% |
| Total... | 284 | 100.00% |

DEM - President of the United States (Started)

| | | |
|--------------------------|-----------|----------------|
| Hillary Clinton | 37 | 44.58% |
| Roque Rocky De La Fuente | 0 | 0.00% |
| Martin J. O'Malley | 0 | 0.00% |
| Bernie Sanders | 45 | 54.22% |
| Uncommitted | 1 | 1.20% |
| Total... | 83 | 100.00% |

Sherman Township Precinct 1

Registration & Turnout 100

| | | |
|-----------------------|------------|----------------|
| Polling Place Turnout | 333 | 333.00% |
| Manual Entry Turnout | 0 | 0.00% |
| County Clerk Turnout | 0 | 0.00% |
| Total... | 333 | 333.00% |

Non Partisan Registration & Turnout 0

| | | |
|-----------------------|----------|--------------|
| Polling Place Turnout | 0 | 0.00% |
| Manual Entry Turnout | 0 | 0.00% |
| County Clerk Turnout | 0 | 0.00% |
| Total... | 0 | 0.00% |

Republican Registration & Turnout 0

| | | |
|-----------------------|------------|--------------|
| Polling Place Turnout | 257 | 0.00% |
| Manual Entry Turnout | 0 | 0.00% |
| County Clerk Turnout | 0 | 0.00% |
| Total... | 257 | 0.00% |

Democratic Registration & Turnout 0

| | | |
|-----------------------|-----------|--------------|
| Polling Place Turnout | 76 | 0.00% |
| Manual Entry Turnout | 0 | 0.00% |
| County Clerk Turnout | 0 | 0.00% |
| Total... | 76 | 0.00% |

REP - President of the United States (Started)

| | | |
|----------------|----|-------|
| Jeb Bush | 0 | 0.00% |
| Ben Carson | 11 | 4.28% |
| Chris Christie | 0 | 0.00% |

March 8, 2016

Precinct Report

Osceola County

Osceola County Election Report

Sherman Township Precinct 1

REP - President of the United States (Started)

| | | |
|-----------------|------------|----------------|
| Ted Cruz | 81 | 31.52% |
| Carly Fiorina | 0 | 0.00% |
| Lindsey Graham | 0 | 0.00% |
| Mike Huckabee | 1 | 0.39% |
| John R. Kasich | 39 | 15.18% |
| George Pataki | 0 | 0.00% |
| Rand Paul | 0 | 0.00% |
| Marco Rubio | 19 | 7.39% |
| Rick Santorum | 0 | 0.00% |
| Donald J. Trump | 102 | 39.69% |
| Uncommitted | 4 | 1.56% |
| Total... | 257 | 100.00% |

DEM - President of the United States (Started)

| | | |
|--------------------------|-----------|----------------|
| Hillary Clinton | 29 | 38.16% |
| Roque Rocky De La Fuente | 0 | 0.00% |
| Martin J. O'Malley | 1 | 1.32% |
| Bernie Sanders | 45 | 59.21% |
| Uncommitted | 1 | 1.32% |
| Total... | 76 | 100.00% |

Sylvan Township Precinct 1

Registration & Turnout 100

| | | |
|-----------------------|------------|----------------|
| Polling Place Turnout | 236 | 236.00% |
| Manual Entry Turnout | 0 | 0.00% |
| County Clerk Turnout | 0 | 0.00% |
| Total... | 236 | 236.00% |

Non Partisan Registration & Turnout 0

| | | |
|-----------------------|----------|--------------|
| Polling Place Turnout | 0 | 0.00% |
| Manual Entry Turnout | 0 | 0.00% |
| County Clerk Turnout | 0 | 0.00% |
| Total... | 0 | 0.00% |

Republican Registration & Turnout 0

| | | |
|-----------------------|------------|--------------|
| Polling Place Turnout | 176 | 0.00% |
| Manual Entry Turnout | 0 | 0.00% |
| County Clerk Turnout | 0 | 0.00% |
| Total... | 176 | 0.00% |

Democratic Registration & Turnout 0

| | | |
|-----------------------|-----------|--------------|
| Polling Place Turnout | 60 | 0.00% |
| Manual Entry Turnout | 0 | 0.00% |
| County Clerk Turnout | 0 | 0.00% |
| Total... | 60 | 0.00% |

REP - President of the United States (Started)

| | | |
|----------------|----|--------|
| Jeb Bush | 2 | 1.14% |
| Ben Carson | 0 | 0.00% |
| Chris Christie | 1 | 0.57% |
| Ted Cruz | 56 | 31.82% |
| Carly Fiorina | 0 | 0.00% |
| Lindsey Graham | 0 | 0.00% |
| Mike Huckabee | 1 | 0.57% |
| John R. Kasich | 29 | 16.48% |
| George Pataki | 0 | 0.00% |

March 8, 2016

Precinct Report

Osceola County

Osceola County Election Report

Sylvan Township Precinct 1

| | | |
|---|------------|----------------|
| REP - President of the United States | | (Started) |
| Rand Paul | 0 | 0.00% |
| Marco Rubio | 11 | 6.25% |
| Rick Santorum | 0 | 0.00% |
| Donald J. Trump | 74 | 42.05% |
| Uncommitted | 2 | 1.14% |
| Total... | 176 | 100.00% |

| | | |
|---|-----------|--------------|
| DEM - President of the United States | | (Started) |
| Hillary Clinton | 30 | 50.00% |
| Roque Rocky De La Fuente | 0 | 0.00% |
| Martin J. O'Malley | 0 | 0.00% |
| Bernie Sanders | 30 | 50.00% |
| Uncommitted | 0 | 0.00% |
| Total... | 60 | 0.00% |

City of Evert Precinct 1

| | | |
|-----------------------------------|------------|----------------|
| Registration & Turnout | | 100 |
| Polling Place Turnout | 307 | 307.00% |
| Manual Entry Turnout | 0 | 0.00% |
| County Clerk Turnout | 0 | 0.00% |
| Total... | 307 | 307.00% |

| | | |
|--|----------|--------------|
| Non Partisan Registration & Turnout | | 0 |
| Polling Place Turnout | 0 | 0.00% |
| Manual Entry Turnout | 0 | 0.00% |
| County Clerk Turnout | 0 | 0.00% |
| Total... | 0 | 0.00% |

| | | |
|--|------------|--------------|
| Republican Registration & Turnout | | 0 |
| Polling Place Turnout | 204 | 0.00% |
| Manual Entry Turnout | 0 | 0.00% |
| County Clerk Turnout | 0 | 0.00% |
| Total... | 204 | 0.00% |

| | | |
|--|------------|--------------|
| Democratic Registration & Turnout | | 0 |
| Polling Place Turnout | 103 | 0.00% |
| Manual Entry Turnout | 0 | 0.00% |
| County Clerk Turnout | 0 | 0.00% |
| Total... | 103 | 0.00% |

| | | |
|---|------------|----------------|
| REP - President of the United States | | (Started) |
| Jeb Bush | 3 | 1.47% |
| Ben Carson | 6 | 2.94% |
| Chris Christie | 0 | 0.00% |
| Ted Cruz | 72 | 35.29% |
| Carly Fiorina | 0 | 0.00% |
| Lindsey Graham | 0 | 0.00% |
| Mike Huckabee | 0 | 0.00% |
| John R. Kasich | 32 | 15.69% |
| George Pataki | 0 | 0.00% |
| Rand Paul | 1 | 0.49% |
| Marco Rubio | 16 | 7.84% |
| Rick Santorum | 0 | 0.00% |
| Donald J. Trump | 72 | 35.29% |
| Uncommitted | 2 | 0.98% |
| Total... | 204 | 100.00% |

March 8, 2016

Precinct Report

Osceola County

Osceola County Election Report

City of Evart Precinct 1

| DEM - President of the United States | | (Started) | |
|---|------------|------------------|--|
| Hillary Clinton | 38 | 36.89% | |
| Roque Rocky De La Fuente | 1 | 0.97% | |
| Martin J. O'Malley | 0 | 0.00% | |
| Bernie Sanders | 63 | 61.17% | |
| Uncommitted | 1 | 0.97% | |
| Total... | 103 | 100.00% | |

City of Reed City Precinct 1

| Registration & Turnout | | 100 | |
|-----------------------------------|------------|----------------|--|
| Polling Place Turnout | 513 | 513.00% | |
| Manual Entry Turnout | 0 | 0.00% | |
| County Clerk Turnout | 0 | 0.00% | |
| Total... | 513 | 513.00% | |

| Non Partisan Registration & Turnout | | 0 | |
|--|----------|--------------|--|
| Polling Place Turnout | 0 | 0.00% | |
| Manual Entry Turnout | 0 | 0.00% | |
| County Clerk Turnout | 0 | 0.00% | |
| Total... | 0 | 0.00% | |

| Republican Registration & Turnout | | 0 | |
|--|------------|--------------|--|
| Polling Place Turnout | 324 | 0.00% | |
| Manual Entry Turnout | 0 | 0.00% | |
| County Clerk Turnout | 0 | 0.00% | |
| Total... | 324 | 0.00% | |

| Democratic Registration & Turnout | | 0 | |
|--|------------|--------------|--|
| Polling Place Turnout | 189 | 0.00% | |
| Manual Entry Turnout | 0 | 0.00% | |
| County Clerk Turnout | 0 | 0.00% | |
| Total... | 189 | 0.00% | |

| REP - President of the United States | | (Started) | |
|---|------------|------------------|--|
| Jeb Bush | 8 | 2.48% | |
| Ben Carson | 2 | 0.62% | |
| Chris Christie | 0 | 0.00% | |
| Ted Cruz | 112 | 34.67% | |
| Carly Fiorina | 0 | 0.00% | |
| Lindsey Graham | 2 | 0.62% | |
| Mike Huckabee | 4 | 1.24% | |
| John R. Kasich | 46 | 14.24% | |
| George Pataki | 0 | 0.00% | |
| Rand Paul | 5 | 1.55% | |
| Marco Rubio | 25 | 7.74% | |
| Rick Santorum | 1 | 0.31% | |
| Donald J. Trump | 111 | 34.37% | |
| Uncommitted | 7 | 2.17% | |
| Total... | 323 | 100.00% | |

| DEM - President of the United States | | (Started) | |
|---|------------|------------------|--|
| Hillary Clinton | 69 | 36.51% | |
| Roque Rocky De La Fuente | 0 | 0.00% | |
| Martin J. O'Malley | 1 | 0.53% | |
| Bernie Sanders | 116 | 61.38% | |
| Uncommitted | 3 | 1.59% | |
| Total... | 189 | 100.00% | |

OFFICIAL COUNTY WIDE VOTE TOTALS
 OSCODA COUNTY, MICHIGAN
 PRESIDENTIAL PRIMARY ELECTION
 MARCH 8TH, 2016

Date:07/15/06
 Time:14:44:43
 Page:1 of 1

Registered Voters 6609 - Cards Cast 2110 31.93%

Num. Report Precinct 7 - Num. Reporting 7 100.00%

| REP President | | REP | Total | |
|------------------------|-----|-----|-----------|---------|
| Number of Precincts | | | 7 | |
| Precincts Reporting | | | 7 | 100.0 % |
| Times Counted | | | 1498/6609 | 22.7 % |
| Total Votes | | | 1496 | |
| Jeb Bush | REP | 14 | 0.94% | |
| Ben Carson | REP | 39 | 2.61% | |
| Chris Christie | REP | 1 | 0.07% | |
| Ted Cruz | REP | 369 | 24.67% | |
| Carly Fiorina | REP | 3 | 0.20% | |
| Lindsey Graham | REP | 1 | 0.07% | |
| Mike Huckabee | REP | 5 | 0.33% | |
| John R. Kasich | REP | 247 | 16.51% | |
| George Pataki | REP | 0 | 0.00% | |
| Rand Paul | REP | 1 | 0.07% | |
| Marco Rubio | REP | 90 | 6.02% | |
| Rick Santorum | REP | 1 | 0.07% | |
| Donald J. Trump | REP | 705 | 47.13% | |
| Uncommitted | | 18 | 1.20% | |
| Write-in Votes | | 2 | 0.13% | |

| DEM President | | DEM | Total | |
|-----------------------|-----|-----|----------|---------|
| Number of Precincts | | | 7 | |
| Precincts Reporting | | | 7 | 100.0 % |
| Times Counted | | | 612/6609 | 9.3 % |
| Total Votes | | | 610 | |
| Hillary Clinton | DEM | 273 | 44.75% | |
| Rocky De La Fuente | DEM | 0 | 0.00% | |
| Martin J. O'Malley | DEM | 1 | 0.16% | |
| Bernie Sanders | DEM | 315 | 51.64% | |
| Uncommitted | | 19 | 3.11% | |
| Write-in Votes | | 2 | 0.33% | |

OFFICIAL BIG CREEK #1 VOTE TOTALS
 OSCODA COUNTY, MICHIGAN
 PRESIDENTIAL PRIMARY ELECTION
 MARCH 8TH, 2016

Date: 07/15/06
 Time: 14:45:23
 Page: 1 of 1

Registered Voters 953 - Cards Cast 319 33.47%

Num. Report Precinct 1 - Num. Reporting 1 100.00%

| REP President | | REP | Total | |
|------------------------|-----|-----|---------|---------|
| Number of Precincts | | | 1 | |
| Precincts Reporting | | | 1 | 100.0 % |
| Times Counted | | | 225/953 | 23.6 % |
| Total Votes | | | 223 | |
| Jeb Bush | REP | 1 | 0.45% | |
| Ben Carson | REP | 8 | 3.59% | |
| Chris Christie | REP | 0 | 0.00% | |
| Ted Cruz | REP | 45 | 20.18% | |
| Carly Fiorina | REP | 1 | 0.45% | |
| Lindsey Graham | REP | 0 | 0.00% | |
| Mike Huckabee | REP | 2 | 0.90% | |
| John R. Kasich | REP | 33 | 14.80% | |
| George Pataki | REP | 0 | 0.00% | |
| Rand Paul | REP | 0 | 0.00% | |
| Marco Rubio | REP | 8 | 3.59% | |
| Rick Santorum | REP | 0 | 0.00% | |
| Donald J. Trump | REP | 122 | 54.71% | |
| Uncommitted | | 3 | 1.35% | |
| Write-in Votes | | 0 | 0.00% | |

| DEM President | | DEM | Total | |
|-----------------------|-----|-----|--------|---------|
| Number of Precincts | | | 1 | |
| Precincts Reporting | | | 1 | 100.0 % |
| Times Counted | | | 94/953 | 9.9 % |
| Total Votes | | | 94 | |
| Hillary Clinton | DEM | 43 | 45.74% | |
| Rocky De La Fuente | DEM | 0 | 0.00% | |
| Martin J. O'Malley | DEM | 0 | 0.00% | |
| Bernie Sanders | DEM | 49 | 52.13% | |
| Uncommitted | | 2 | 2.13% | |
| Write-in Votes | | 0 | 0.00% | |

OFFICIAL BIG CREEK #2 VOTE TOTALS
 OSCODA COUNTY, MICHIGAN
 PRESIDENTIAL PRIMARY ELECTION
 MARCH 8TH, 2016

Date:07/15/06
 Time:14:45:37
 Page:1 of 1

Registered Voters 1297 - Cards Cast 323 24.90%

Num. Report Precinct 1 - Num. Reporting 1 100.00%

| REP President | | REP | Total | |
|------------------------|-----|-----|----------|---------|
| Number of Precincts | | | 1 | |
| Precincts Reporting | | | 1 | 100.0 % |
| Times Counted | | | 238/1297 | 18.4 % |
| Total Votes | | | 238 | |
| Jeb Bush | REP | 1 | 0.42% | |
| Ben Carson | REP | 2 | 0.84% | |
| Chris Christie | REP | 0 | 0.00% | |
| Ted Cruz | REP | 47 | 19.75% | |
| Carly Fiorina | REP | 0 | 0.00% | |
| Lindsey Graham | REP | 0 | 0.00% | |
| Mike Huckabee | REP | 0 | 0.00% | |
| John R. Kasich | REP | 33 | 13.87% | |
| George Pataki | REP | 0 | 0.00% | |
| Rand Paul | REP | 0 | 0.00% | |
| Marco Rubio | REP | 15 | 6.30% | |
| Rick Santorum | REP | 0 | 0.00% | |
| Donald J. Trump | REP | 137 | 57.56% | |
| Uncommitted | | 2 | 0.84% | |
| Write-in Votes | | 1 | 0.42% | |

| DEM President | | DEM | Total | |
|---------------------|-----|-----|---------|---------|
| Number of Precincts | | | 1 | |
| Precincts Reporting | | | 1 | 100.0 % |
| Times Counted | | | 85/1297 | 6.6 % |
| Total Votes | | | 84 | |
| Hillary Clinton | DEM | 43 | 51.19% | |
| Rocky De La Fuente | DEM | 0 | 0.00% | |
| Martin J. O'Malley | DEM | 1 | 1.19% | |
| Bernie Sanders | DEM | 40 | 47.62% | |
| Uncommitted | | 0 | 0.00% | |
| Write-in Votes | | 0 | 0.00% | |

OFFICIAL CLINTON VOTE TOTALS
 OSCODA COUNTY, MICHIGAN
 PRESIDENTIAL PRIMARY ELECTION
 MARCH 8TH, 2016

Date:07/15/06
 Time:14:45:51
 Page:1 of 1

Registered Voters 401 - Cards Cast 138 34.41%

Num. Report Precinct 1 - Num. Reporting 1 100.00%

| REP President | | REP | Total |
|------------------------|-----|-----|---------------|
| Number of Precincts | | | 1 |
| Precincts Reporting | | | 1 100.0 % |
| Times Counted | | | 98/401 24.4 % |
| Total Votes | | | 98 |
| Jeb Bush | REP | 0 | 0.00% |
| Ben Carson | REP | 2 | 2.04% |
| Chris Christie | REP | 0 | 0.00% |
| Ted Cruz | REP | 25 | 25.51% |
| Carly Fiorina | REP | 0 | 0.00% |
| Lindsey Graham | REP | 0 | 0.00% |
| Mike Huckabee | REP | 2 | 2.04% |
| John R. Kasich | REP | 21 | 21.43% |
| George Pataki | REP | 0 | 0.00% |
| Rand Paul | REP | 0 | 0.00% |
| Marco Rubio | REP | 3 | 3.06% |
| Rick Santorum | REP | 0 | 0.00% |
| Donald J. Trump | REP | 45 | 45.92% |
| Uncommitted | | 0 | 0.00% |
| Write-in Votes | | 0 | 0.00% |

| DEM President | | DEM | Total |
|-----------------------|-----|-----|---------------|
| Number of Precincts | | | 1 |
| Precincts Reporting | | | 1 100.0 % |
| Times Counted | | | 40/401 10.0 % |
| Total Votes | | | 40 |
| Hillary Clinton | DEM | 15 | 37.50% |
| Rocky De La Fuente | DEM | 0 | 0.00% |
| Martin J. O'Malley | DEM | 0 | 0.00% |
| Bernie Sanders | DEM | 25 | 62.50% |
| Uncommitted | | 0 | 0.00% |
| Write-in Votes | | 0 | 0.00% |

OFFICIAL COMINS VOTE TOTALS
OSCODA COUNTY, MICHIGAN
PRESIDENTIAL PRIMARY ELECTION
MARCH 8TH, 2016

Date:07/15/06
Time:14:46:09
Page:1 of 1

Registered Voters 1413 - Cards Cast 476 33.69%

Num. Report Precinct 1 - Num. Reporting 1 100.00%

| REP President | | REP | Total | |
|---------------------|-----|-----|----------|---------|
| Number of Precincts | | | 1 | |
| Precincts Reporting | | | 1 | 100.0 % |
| Times Counted | | | 375/1413 | 26.5 % |
| Total Votes | | | 375 | |
| Jeb Bush | REP | 4 | 1.07% | |
| Ben Carson | REP | 11 | 2.93% | |
| Chris Christie | REP | 1 | 0.27% | |
| Ted Cruz | REP | 137 | 36.53% | |
| Carly Fiorina | REP | 1 | 0.27% | |
| Lindsey Graham | REP | 0 | 0.00% | |
| Mike Huckabee | REP | 1 | 0.27% | |
| John R. Kasich | REP | 65 | 17.33% | |
| George Pataki | REP | 0 | 0.00% | |
| Rand Paul | REP | 0 | 0.00% | |
| Marco Rubio | REP | 32 | 8.53% | |
| Rick Santorum | REP | 0 | 0.00% | |
| Donald J. Trump | REP | 119 | 31.73% | |
| Uncommitted | | 4 | 1.07% | |
| Write-in Votes | | 0 | 0.00% | |

| DEM President | | DEM | Total | |
|-----------------------|-----|-----|----------|---------|
| Number of Precincts | | | 1 | |
| Precincts Reporting | | | 1 | 100.0 % |
| Times Counted | | | 101/1413 | 7.1 % |
| Total Votes | | | 100 | |
| Hillary Clinton | DEM | 42 | 42.00% | |
| Rocky De La Fuente | DEM | 0 | 0.00% | |
| Martin J. O'Malley | DEM | 0 | 0.00% | |
| Bernie Sanders | DEM | 54 | 54.00% | |
| Uncommitted | | 3 | 3.00% | |
| Write-in Votes | | 1 | 1.00% | |

OFFICIAL ELMER VOTE TOTALS
 OSCODA COUNTY, MICHIGAN
 PRESIDENTIAL PRIMARY ELECTION
 MARCH 8TH, 2016

Date:07/15/06
 Time:14:46:22
 Page:1 of 1

Registered Voters 664 - Cards Cast 208 31.33%

Num. Report Precinct 1 - Num. Reporting 1 100.00%

| REP President | | REP | Total | |
|------------------------|-----|-----|---------|---------|
| Number of Precincts | | | 1 | |
| Precincts Reporting | | | 1 | 100.0 % |
| Times Counted | | | 144/664 | 21.7 % |
| Total Votes | | | 144 | |
| Jeb Bush | REP | 2 | 1.39% | |
| Ben Carson | REP | 3 | 2.08% | |
| Chris Christie | REP | 0 | 0.00% | |
| Ted Cruz | REP | 32 | 22.22% | |
| Carly Fiorina | REP | 0 | 0.00% | |
| Lindsey Graham | REP | 0 | 0.00% | |
| Mike Huckabee | REP | 0 | 0.00% | |
| John R. Kasich | REP | 25 | 17.36% | |
| George Pataki | REP | 0 | 0.00% | |
| Rand Paul | REP | 1 | 0.69% | |
| Marco Rubio | REP | 4 | 2.78% | |
| Rick Santorum | REP | 0 | 0.00% | |
| Donald J. Trump | REP | 75 | 52.08% | |
| Uncommitted | | 2 | 1.39% | |
| Write-in Votes | | 0 | 0.00% | |

| DEM President | | DEM | Total | |
|-----------------------|-----|-----|--------|---------|
| Number of Precincts | | | 1 | |
| Precincts Reporting | | | 1 | 100.0 % |
| Times Counted | | | 64/664 | 9.6 % |
| Total Votes | | | 64 | |
| Hillary Clinton | DEM | 24 | 37.50% | |
| Rocky De La Fuente | DEM | 0 | 0.00% | |
| Martin J. O'Malley | DEM | 0 | 0.00% | |
| Bernie Sanders | DEM | 37 | 57.81% | |
| Uncommitted | | 2 | 3.13% | |
| Write-in Votes | | 1 | 1.56% | |

OFFICIAL GREENWOOD VOTE TOTALS
OSCODA COUNTY, MICHIGAN
PRESIDENTIAL PRIMARY ELECTION
MARCH 8TH, 2016

Date:07/15/06
Time:14:46:41
Page:1 of 1

Registered Voters 939 - Cards Cast 375 39.94%

Num. Report Precinct 1 - Num. Reporting 1 100.00%

| REP President | | REP | Total |
|------------------------|-----|-----|----------------|
| Number of Precincts | | | 1 |
| Precincts Reporting | | | 1 100.0 % |
| Times Counted | | | 246/939 26.2 % |
| Total Votes | | | 246 |
| Jeb Bush | REP | 6 | 2.44% |
| Ben Carson | REP | 8 | 3.25% |
| Chris Christie | REP | 0 | 0.00% |
| Ted Cruz | REP | 49 | 19.92% |
| Carly Fiorina | REP | 1 | 0.41% |
| Lindsey Graham | REP | 1 | 0.41% |
| Mike Huckabee | REP | 0 | 0.00% |
| John R. Kasich | REP | 39 | 15.85% |
| George Pataki | REP | 0 | 0.00% |
| Rand Paul | REP | 0 | 0.00% |
| Marco Rubio | REP | 19 | 7.72% |
| Rick Santorum | REP | 1 | 0.41% |
| Donald J. Trump | REP | 115 | 46.75% |
| Uncommitted | | 6 | 2.44% |
| Write-in Votes | | 1 | 0.41% |

| DEM President | | DEM | Total |
|---------------------|-----|-----|----------------|
| Number of Precincts | | | 1 |
| Precincts Reporting | | | 1 100.0 % |
| Times Counted | | | 129/939 13.7 % |
| Total Votes | | | 129 |
| Hillary Clinton | DEM | 65 | 50.39% |
| Rocky De La Fuente | DEM | 0 | 0.00% |
| Martin J. O'Malley | DEM | 0 | 0.00% |
| Bernie Sanders | DEM | 54 | 41.86% |
| Uncommitted | | 10 | 7.75% |
| Write-in Votes | | 0 | 0.00% |

OFFICIAL MENTOR VOTE TOTALS
 OSCODA COUNTY, MICHIGAN
 PRESIDENTIAL PRIMARY ELECTION
 MARCH 8TH, 2016

Date:07/15/06
 Time:14:46:54
 Page:1 of 1

Registered Voters 942 - Cards Cast 271 28.77%

Num. Report Precinct 1 - Num. Reporting 1 100.00%

| REP President | | REP | Total | |
|------------------------|-----|-----|---------|---------|
| Number of Precincts | | | 1 | |
| Precincts Reporting | | | 1 | 100.0 % |
| Times Counted | | | 172/942 | 18.3 % |
| Total Votes | | | 172 | |
| Jeb Bush | REP | 0 | 0.00% | |
| Ben Carson | REP | 5 | 2.91% | |
| Chris Christie | REP | 0 | 0.00% | |
| Ted Cruz | REP | 34 | 19.77% | |
| Carly Fiorina | REP | 0 | 0.00% | |
| Lindsey Graham | REP | 0 | 0.00% | |
| Mike Huckabee | REP | 0 | 0.00% | |
| John R. Kasich | REP | 31 | 18.02% | |
| George Pataki | REP | 0 | 0.00% | |
| Rand Paul | REP | 0 | 0.00% | |
| Marco Rubio | REP | 9 | 5.23% | |
| Rick Santorum | REP | 0 | 0.00% | |
| Donald J. Trump | REP | 92 | 53.49% | |
| Uncommitted | | 1 | 0.58% | |
| Write-in Votes | | 0 | 0.00% | |

| DEM President | | DEM | Total | |
|-----------------------|-----|-----|--------|---------|
| Number of Precincts | | | 1 | |
| Precincts Reporting | | | 1 | 100.0 % |
| Times Counted | | | 99/942 | 10.5 % |
| Total Votes | | | 99 | |
| Hillary Clinton | DEM | 41 | 41.41% | |
| Rocky De La Fuente | DEM | 0 | 0.00% | |
| Martin J. O'Malley | DEM | 0 | 0.00% | |
| Bernie Sanders | DEM | 56 | 56.57% | |
| Uncommitted | | 2 | 2.02% | |
| Write-in Votes | | 0 | 0.00% | |

OFFICIAL COUNTY VOTE TOTALS
SUMMARY OF COUNTY CANVASSER'S STATEMENT
PRESIDENTIAL PRIMARY ELECTION
TUESDAY, MARCH 8, 2016

Date:07/15/06
Time:14:26:45
Page:1 of 8

| | TURN OUT | | |
|--------------------------------|----------------|---------------|--------------|
| | Reg. Voters | Cards Cast | % Turnout |
| Jurisdiction Wide | | | |
| Big Creek Township, Precinct 1 | 953 | 319 | 33.47% |
| Big Creek Township, Precinct 2 | 1297 | 323 | 24.90% |
| Clinton Township, Precinct 1 | 401 | 138 | 34.41% |
| Comins Township, Precinct 1 | 1413 | 476 | 33.69% |
| Elmer Township, Precinct 1 | 664 | 208 | 31.33% |
| Greenwood Township, Precinct 1 | 939 | 375 | 39.94% |
| Mentor Township, Precinct 1 | 942 | 271 | 28.77% |
| Total | 6609 | 2110 | 31.93% |

OFFICIAL COUNTY VOTE TOTALS
SUMMARY OF COUNTY CANVASSER'S STATEMENT
PRESIDENTIAL PRIMARY ELECTION
TUESDAY, MARCH 8, 2016

Date:07/15/06
Time:14:26:45
Page:2 of 8

| | REP President | | | | | | | | | | |
|--------------------------------|---------------|---------------|-------------|----------------|-------|------------------|-------|----------------------|-------|----------------|--------|
| | Reg. Voters | Times Counted | Total Votes | Jeb Bush (REP) | | Ben Carson (REP) | | Chris Christie (REP) | | Ted Cruz (REP) | |
| Jurisdiction Wide | | | | | | | | | | | |
| Big Creek Township, Precinct 1 | 953 | 225 | 223 | 1 | 0.45% | 8 | 3.59% | 0 | 0.00% | 45 | 20.18% |
| Big Creek Township, Precinct 2 | 1297 | 238 | 238 | 1 | 0.42% | 2 | 0.84% | 0 | 0.00% | 47 | 19.75% |
| Clinton Township, Precinct 1 | 401 | 98 | 98 | 0 | 0.00% | 2 | 2.04% | 0 | 0.00% | 25 | 25.51% |
| Comins Township, Precinct 1 | 1413 | 375 | 375 | 4 | 1.07% | 11 | 2.93% | 1 | 0.27% | 137 | 36.53% |
| Elmer Township, Precinct 1 | 664 | 144 | 144 | 2 | 1.39% | 3 | 2.08% | 0 | 0.00% | 32 | 22.22% |
| Greenwood Township, Precinct 1 | 939 | 246 | 246 | 6 | 2.44% | 8 | 3.25% | 0 | 0.00% | 49 | 19.92% |
| Mentor Township, Precinct 1 | 942 | 172 | 172 | 0 | 0.00% | 5 | 2.91% | 0 | 0.00% | 34 | 19.77% |
| Total | 6609 | 1498 | 1496 | 14 | 0.94% | 39 | 2.61% | 1 | 0.07% | 369 | 24.67% |

OFFICIAL COUNTY VOTE TOTALS
SUMMARY OF COUNTY CANVASSER'S STATEMENT
PRESIDENTIAL PRIMARY ELECTION
TUESDAY, MARCH 8, 2016

Date:07/15/06
Time:14:26:45
Page:3 of 8

| | REP President | | | | | | | | | |
|--------------------------------|------------------------|-------|-------------------------|-------|------------------------|-------|-------------------------|--------|------------------------|-------|
| | Carly Fiorina (REP) | | Lindsey Graham (REP) | | Mike Huckabee (REP) | | John R. Kasich (REP) | | George Pataki (REP) | |
| Jurisdiction Wide | | | | | | | | | | |
| Big Creek Township, Precinct 1 | 1 | 0.45% | 0 | 0.00% | 2 | 0.90% | 33 | 14.80% | 0 | 0.00% |
| Big Creek Township, Precinct 2 | 0 | 0.00% | 0 | 0.00% | 0 | 0.00% | 33 | 13.87% | 0 | 0.00% |
| Clinton Township, Precinct 1 | 0 | 0.00% | 0 | 0.00% | 2 | 2.04% | 21 | 21.43% | 0 | 0.00% |
| Comins Township, Precinct 1 | 1 | 0.27% | 0 | 0.00% | 1 | 0.27% | 65 | 17.33% | 0 | 0.00% |
| Elmer Township, Precinct 1 | 0 | 0.00% | 0 | 0.00% | 0 | 0.00% | 25 | 17.36% | 0 | 0.00% |
| Greenwood Township, Precinct 1 | 1 | 0.41% | 1 | 0.41% | 0 | 0.00% | 39 | 15.85% | 0 | 0.00% |
| Mentor Township, Precinct 1 | 0 | 0.00% | 0 | 0.00% | 0 | 0.00% | 31 | 18.02% | 0 | 0.00% |
| Total | 3 | 0.20% | 1 | 0.07% | 5 | 0.33% | 247 | 16.51% | 0 | 0.00% |

OFFICIAL COUNTY VOTE TOTALS
SUMMARY OF COUNTY CANVASSER'S STATEMENT
PRESIDENTIAL PRIMARY ELECTION
TUESDAY, MARCH 8, 2016

Date:07/15/06

Time:14:26:45

Page:4 of 8

| | REP President | | | | | | | | | |
|--------------------------------|-----------------|-------|-------------------|-------|---------------------|-------|-----------------------|--------|-------------|-------|
| | Rand Paul (REP) | | Marco Rubio (REP) | | Rick Santorum (REP) | | Donald J. Trump (REP) | | Uncommitted | |
| Jurisdiction Wide | | | | | | | | | | |
| Big Creek Township, Precinct 1 | 0 | 0.00% | 8 | 3.59% | 0 | 0.00% | 122 | 54.71% | 3 | 1.35% |
| Big Creek Township, Precinct 2 | 0 | 0.00% | 15 | 6.30% | 0 | 0.00% | 137 | 57.56% | 2 | 0.84% |
| Clinton Township, Precinct 1 | 0 | 0.00% | 3 | 3.06% | 0 | 0.00% | 45 | 45.92% | 0 | 0.00% |
| Comins Township, Precinct 1 | 0 | 0.00% | 32 | 8.53% | 0 | 0.00% | 119 | 31.73% | 4 | 1.07% |
| Elmer Township, Precinct 1 | 1 | 0.69% | 4 | 2.78% | 0 | 0.00% | 75 | 52.08% | 2 | 1.39% |
| Greenwood Township, Precinct 1 | 0 | 0.00% | 19 | 7.72% | 1 | 0.41% | 115 | 46.75% | 6 | 2.44% |
| Mentor Township, Precinct 1 | 0 | 0.00% | 9 | 5.23% | 0 | 0.00% | 92 | 53.49% | 1 | 0.58% |
| Total | 1 | 0.07% | 90 | 6.02% | 1 | 0.07% | 705 | 47.13% | 18 | 1.20% |

OFFICIAL COUNTY VOTE TOTALS
SUMMARY OF COUNTY CANVASSER'S STATEMENT
PRESIDENTIAL PRIMARY ELECTION
TUESDAY, MARCH 8, 2016

Date:07/15/06
Time:14:26:45
Page:5 of 8

| | REP President | |
|--------------------------------|----------------|-------|
| | Write-In Votes | |
| Jurisdiction Wide | | |
| Big Creek Township, Precinct 1 | 0 | 0.00% |
| Big Creek Township, Precinct 2 | 1 | 0.42% |
| Clinton Township, Precinct 1 | 0 | 0.00% |
| Comins Township, Precinct 1 | 0 | 0.00% |
| Elmer Township, Precinct 1 | 0 | 0.00% |
| Greenwood Township, Precinct 1 | 1 | 0.41% |
| Mentor Township, Precinct 1 | 0 | 0.00% |
| Total | 2 | 0.13% |

OFFICIAL COUNTY VOTE TOTALS
SUMMARY OF COUNTY CANVASSER'S STATEMENT
PRESIDENTIAL PRIMARY ELECTION
TUESDAY, MARCH 8, 2016

Date:07/15/06
Time:14:26:45
Page:6 of 8

| | DEM President | | | | | | | | | |
|--------------------------------|----------------|------------------|----------------|--------------------------|------------------------------|-----------------------------|-------------------------|--|--|--|
| | Reg. Voters | Times Counted | Total Votes | Hillary Clinton (DEM) | Rocky De La Fuentes (DEM) | Martin J. O'Malley (DEM) | Bernie Sanders (DEM) | | | |
| Jurisdiction Wide | | | | | | | | | | |
| Big Creek Township, Precinct 1 | 953 | 94 | 94 | 43 45.74% | 0 0.00% | 0 0.00% | 49 52.13% | | | |
| Big Creek Township, Precinct 2 | 1297 | 85 | 84 | 43 51.19% | 0 0.00% | 1 1.19% | 40 47.62% | | | |
| Clinton Township, Precinct 1 | 401 | 40 | 40 | 15 37.50% | 0 0.00% | 0 0.00% | 25 62.50% | | | |
| Comins Township, Precinct 1 | 1413 | 101 | 100 | 42 42.00% | 0 0.00% | 0 0.00% | 54 54.00% | | | |
| Elmer Township, Precinct 1 | 664 | 64 | 64 | 24 37.50% | 0 0.00% | 0 0.00% | 37 57.81% | | | |
| Greenwood Township, Precinct 1 | 939 | 129 | 129 | 65 50.39% | 0 0.00% | 0 0.00% | 54 41.86% | | | |
| Mentor Township, Precinct 1 | 942 | 99 | 99 | 41 41.41% | 0 0.00% | 0 0.00% | 56 56.57% | | | |
| Total | 6609 | 612 | 610 | 273 44.75% | 0 0.00% | 1 0.16% | 315 51.64% | | | |

OFFICIAL COUNTY VOTE TOTALS
SUMMARY OF COUNTY CANVASSER'S STATEMENT
PRESIDENTIAL PRIMARY ELECTION
TUESDAY, MARCH 8, 2016

Date:07/15/06
Time:14:26:46
Page:7 of 8

| | DEM President | | | |
|--------------------------------|---------------|-------|----------------|-------|
| | Uncommitted | | Write-In Votes | |
| Jurisdiction Wide | | | | |
| Big Creek Township, Precinct 1 | 2 | 2.13% | 0 | 0.00% |
| Big Creek Township, Precinct 2 | 0 | 0.00% | 0 | 0.00% |
| Clinton Township, Precinct 1 | 0 | 0.00% | 0 | 0.00% |
| Comins Township, Precinct 1 | 3 | 3.00% | 1 | 1.00% |
| Elmer Township, Precinct 1 | 2 | 3.13% | 1 | 1.56% |
| Greenwood Township, Precinct 1 | 10 | 7.75% | 0 | 0.00% |
| Mentor Township, Precinct 1 | 2 | 2.02% | 0 | 0.00% |
| Total | 19 | 3.11% | 2 | 0.33% |

OFFICIAL COUNTY VOTE TOTALS
SUMMARY OF COUNTY CANVASSER'S STATEMENT
PRESIDENTIAL PRIMARY ELECTION
TUESDAY, MARCH 8, 2016

Date:07/15/06
Time:14:26:46
Page:8 of 8

THE WHOLE NUMBER OF VOTES GIVEN: REP President
WAS 1496 (OF WHICH)

| | | |
|-----------------------|----------|-----|
| Jeb Bush (REP) | RECEIVED | 14 |
| Ben Carson (REP) | RECEIVED | 39 |
| Chris Christie (REP) | RECEIVED | 1 |
| Ted Cruz (REP) | RECEIVED | 369 |
| Carly Fiorina (REP) | RECEIVED | 3 |
| Lindsey Graham (REP) | RECEIVED | 1 |
| Mike Huckabee (REP) | RECEIVED | 5 |
| John R. Kasich (REP) | RECEIVED | 247 |
| George Pataki (REP) | RECEIVED | 0 |
| Rand Paul (REP) | RECEIVED | 1 |
| Marco Rubio (REP) | RECEIVED | 90 |
| Rick Santorum (REP) | RECEIVED | 1 |
| Donald J. Trump (REP) | RECEIVED | 705 |
| Uncommitted | RECEIVED | 18 |
| Write-In Votes | RECEIVED | 2 |

THE WHOLE NUMBER OF VOTES GIVEN: DEM President
WAS 610 (OF WHICH)

| | | |
|--------------------------|----------|-----|
| Hillary Clinton (DEM) | RECEIVED | 273 |
| Rocky De La Fuente (DEM) | RECEIVED | 0 |
| Martin J. O'Malley (DEM) | RECEIVED | 1 |
| Bernie Sanders (DEM) | RECEIVED | 315 |
| Uncommitted | RECEIVED | 19 |
| Write-In Votes | RECEIVED | 2 |

Election Summary Report
Otsego County, MI
2016 Presidential Primary

Date:03/09/16
Time:09:18:35
Page:1 of 1

Summary For Jurisdiction Wide, All Counters, All Races

Registered Voters 20567 - Cards Cast 6377 31.01%

Num. Report Precinct 13 - Num. Reporting 13 100.00%

| REP President | REP | Total | |
|---------------------|------------|-------|---------|
| Number of Precincts | | 13 | |
| Precincts Reporting | | 13 | 100.0 % |
| Times Counted | 4304/20567 | | 20.9 % |
| Total Votes | | 4301 | |
| Jeb Bush | REP | 25 | 0.58% |
| Ben Carson | REP | 60 | 1.40% |
| Chris Christie | REP | 12 | 0.28% |
| Ted Cruz | REP | 1040 | 24.18% |
| Carly Fiorina | REP | 7 | 0.16% |
| Lindsey Graham | REP | 4 | 0.09% |
| Mike Huckabee | REP | 13 | 0.30% |
| John R. Kasich | REP | 800 | 18.60% |
| George Pataki | REP | 0 | 0.00% |
| Rand Paul | REP | 9 | 0.21% |
| Marco Rubio | REP | 342 | 7.95% |
| Rick Santorum | REP | 5 | 0.12% |
| Donald J. Trump | REP | 1933 | 44.94% |
| Uncommitted | | 50 | 1.16% |
| Write-in Votes | | 1 | 0.02% |

| DEM President | DEM | Total | |
|---------------------|------------|-------|---------|
| Number of Precincts | | 13 | |
| Precincts Reporting | | 13 | 100.0 % |
| Times Counted | 2073/20567 | | 10.1 % |
| Total Votes | | 2071 | |
| Hillary Clinton | DEM | 786 | 37.95% |
| Rocky De La Fuente | DEM | 4 | 0.19% |
| Martin J. O'Malley | DEM | 9 | 0.43% |
| Bernie Sanders | DEM | 1228 | 59.30% |
| Uncommitted | | 43 | 2.08% |
| Write-in Votes | | 1 | 0.05% |

Statement of Votes Cast
Otsego County, MI
2016 Presidential Primary
SOVC For Jurisdiction Wide, All Counters, All Races

Date:03/09/16
Time:09:18:07
Page:1 of 8

| | TURN OUT | | |
|-------------------------------------|----------------|---------------|--------------|
| | Reg. Voters | Cards Cast | % Turnout |
| Jurisdiction Wide | | | |
| City of Gaylord, Ward 1, Precinct 1 | | | |
| Polling | 1263 | 224 | 17.74% |
| AVCB (if used) | 1263 | 0 | 0.00% |
| Total | 1263 | 224 | 17.74% |
| City of Gaylord, Ward 2, Precinct 2 | | | |
| Polling | 1089 | 290 | 26.63% |
| AVCB (if used) | 1089 | 0 | 0.00% |
| Total | 1089 | 290 | 26.63% |
| City of Gaylord, Ward 3, Precinct 3 | | | |
| Polling | 839 | 294 | 35.04% |
| AVCB (if used) | 839 | 0 | 0.00% |
| Total | 839 | 294 | 35.04% |
| Bagley Township, Precinct 1 | | | |
| Polling | 2221 | 542 | 24.40% |
| AVCB (if used) | 2221 | 206 | 9.28% |
| Total | 2221 | 748 | 33.68% |
| Bagley Township, Precinct 2 | | | |
| Polling | 2594 | 514 | 19.81% |
| AVCB (if used) | 2594 | 259 | 9.98% |
| Total | 2594 | 773 | 29.80% |
| Charlton Township, Precinct 1 | | | |
| Polling | 1185 | 413 | 34.85% |
| AVCB (if used) | 1185 | 0 | 0.00% |
| Total | 1185 | 413 | 34.85% |
| Chester Township, Precinct 1 | | | |
| Polling | 1164 | 341 | 29.30% |
| AVCB (if used) | 1164 | 0 | 0.00% |
| Total | 1164 | 341 | 29.30% |
| Corwith Township, Precinct 1 | | | |
| Polling | 1485 | 481 | 32.39% |
| AVCB (if used) | 1485 | 0 | 0.00% |
| Total | 1485 | 481 | 32.39% |
| Dover Township, Precinct 1 | | | |
| Polling | 502 | 192 | 38.25% |
| AVCB (if used) | 502 | 0 | 0.00% |
| Total | 502 | 192 | 38.25% |
| Elmira Township, Precinct 1 | | | |
| Polling | 1378 | 477 | 34.62% |
| AVCB (if used) | 1378 | 0 | 0.00% |
| Total | 1378 | 477 | 34.62% |
| Hayes Township, Precinct 1 | | | |
| Polling | 2135 | 665 | 31.15% |
| AVCB (if used) | 2135 | 0 | 0.00% |
| Total | 2135 | 665 | 31.15% |
| Livingston Township, Precinct 1 | | | |
| Polling | 2136 | 699 | 32.72% |
| AVCB (if used) | 2136 | 0 | 0.00% |
| Total | 2136 | 699 | 32.72% |
| Otsego Lake Township, Precinct 1 | | | |
| Polling | 2576 | 780 | 30.28% |
| AVCB (if used) | 2576 | 0 | 0.00% |
| Total | 2576 | 780 | 30.28% |
| Total | | | |
| Polling | 20567 | 5912 | 28.75% |
| AVCB (if used) | 20567 | 465 | 2.26% |
| Total | 20567 | 6377 | 31.01% |

Statement of Votes Cast
Otsego County, MI
2016 Presidential Primary
SOVC For Jurisdiction Wide, All Counters, All Races

Date:03/09/16
Time:09:18:07
Page:2 of 8

| | REP President | | | | | | | | | | |
|-------------------------------------|---------------|---------------|-------------|----------------|-------|------------------|-------|----------------------|-------|----------------|--------|
| | Reg. Voters | Times Counted | Total Votes | Jeb Bush (REP) | | Ben Carson (REP) | | Chris Christie (REP) | | Ted Cruz (REP) | |
| Jurisdiction Wide | | | | | | | | | | | |
| City of Gaylord, Ward 1, Precinct 1 | | | | | | | | | | | |
| Polling | 1263 | 119 | 118 | 5 | 4.24% | 4 | 3.39% | 0 | 0.00% | 37 | 31.36% |
| AVCB (if used) | 1263 | 0 | 0 | 0 | - | 0 | - | 0 | - | 0 | - |
| Total | 1263 | 119 | 118 | 5 | 4.24% | 4 | 3.39% | 0 | 0.00% | 37 | 31.36% |
| City of Gaylord, Ward 2, Precinct 2 | | | | | | | | | | | |
| Polling | 1089 | 186 | 186 | 2 | 1.08% | 10 | 5.38% | 1 | 0.54% | 40 | 21.51% |
| AVCB (if used) | 1089 | 0 | 0 | 0 | - | 0 | - | 0 | - | 0 | - |
| Total | 1089 | 186 | 186 | 2 | 1.08% | 10 | 5.38% | 1 | 0.54% | 40 | 21.51% |
| City of Gaylord, Ward 3, Precinct 3 | | | | | | | | | | | |
| Polling | 839 | 201 | 200 | 0 | 0.00% | 4 | 2.00% | 2 | 1.00% | 45 | 22.50% |
| AVCB (if used) | 839 | 0 | 0 | 0 | - | 0 | - | 0 | - | 0 | - |
| Total | 839 | 201 | 200 | 0 | 0.00% | 4 | 2.00% | 2 | 1.00% | 45 | 22.50% |
| Bagley Township, Precinct 1 | | | | | | | | | | | |
| Polling | 2221 | 380 | 380 | 1 | 0.26% | 6 | 1.58% | 0 | 0.00% | 115 | 30.26% |
| AVCB (if used) | 2221 | 144 | 144 | 1 | 0.69% | 4 | 2.78% | 2 | 1.39% | 31 | 21.53% |
| Total | 2221 | 524 | 524 | 2 | 0.38% | 10 | 1.91% | 2 | 0.38% | 146 | 27.86% |
| Bagley Township, Precinct 2 | | | | | | | | | | | |
| Polling | 2594 | 347 | 347 | 0 | 0.00% | 4 | 1.15% | 0 | 0.00% | 98 | 28.24% |
| AVCB (if used) | 2594 | 182 | 182 | 6 | 3.30% | 2 | 1.10% | 1 | 0.55% | 30 | 16.48% |
| Total | 2594 | 529 | 529 | 6 | 1.13% | 6 | 1.13% | 1 | 0.19% | 128 | 24.20% |
| Charlton Township, Precinct 1 | | | | | | | | | | | |
| Polling | 1185 | 284 | 284 | 1 | 0.35% | 1 | 0.35% | 0 | 0.00% | 63 | 22.18% |
| AVCB (if used) | 1185 | 0 | 0 | 0 | - | 0 | - | 0 | - | 0 | - |
| Total | 1185 | 284 | 284 | 1 | 0.35% | 1 | 0.35% | 0 | 0.00% | 63 | 22.18% |
| Chester Township, Precinct 1 | | | | | | | | | | | |
| Polling | 1164 | 215 | 215 | 2 | 0.93% | 1 | 0.47% | 0 | 0.00% | 44 | 20.47% |
| AVCB (if used) | 1164 | 0 | 0 | 0 | - | 0 | - | 0 | - | 0 | - |
| Total | 1164 | 215 | 215 | 2 | 0.93% | 1 | 0.47% | 0 | 0.00% | 44 | 20.47% |
| Corwith Township, Precinct 1 | | | | | | | | | | | |
| Polling | 1485 | 320 | 319 | 0 | 0.00% | 1 | 0.31% | 0 | 0.00% | 61 | 19.12% |
| AVCB (if used) | 1485 | 0 | 0 | 0 | - | 0 | - | 0 | - | 0 | - |
| Total | 1485 | 320 | 319 | 0 | 0.00% | 1 | 0.31% | 0 | 0.00% | 61 | 19.12% |
| Dover Township, Precinct 1 | | | | | | | | | | | |
| Polling | 502 | 143 | 143 | 0 | 0.00% | 1 | 0.70% | 0 | 0.00% | 37 | 25.87% |
| AVCB (if used) | 502 | 0 | 0 | 0 | - | 0 | - | 0 | - | 0 | - |
| Total | 502 | 143 | 143 | 0 | 0.00% | 1 | 0.70% | 0 | 0.00% | 37 | 25.87% |
| Elmira Township, Precinct 1 | | | | | | | | | | | |
| Polling | 1378 | 321 | 321 | 0 | 0.00% | 1 | 0.31% | 0 | 0.00% | 77 | 23.99% |
| AVCB (if used) | 1378 | 0 | 0 | 0 | - | 0 | - | 0 | - | 0 | - |
| Total | 1378 | 321 | 321 | 0 | 0.00% | 1 | 0.31% | 0 | 0.00% | 77 | 23.99% |
| Hayes Township, Precinct 1 | | | | | | | | | | | |
| Polling | 2135 | 449 | 449 | 4 | 0.89% | 1 | 0.22% | 1 | 0.22% | 118 | 26.28% |
| AVCB (if used) | 2135 | 0 | 0 | 0 | - | 0 | - | 0 | - | 0 | - |
| Total | 2135 | 449 | 449 | 4 | 0.89% | 1 | 0.22% | 1 | 0.22% | 118 | 26.28% |
| Livingston Township, Precinct 1 | | | | | | | | | | | |
| Polling | 2136 | 492 | 492 | 2 | 0.41% | 7 | 1.42% | 3 | 0.61% | 124 | 25.20% |
| AVCB (if used) | 2136 | 0 | 0 | 0 | - | 0 | - | 0 | - | 0 | - |
| Total | 2136 | 492 | 492 | 2 | 0.41% | 7 | 1.42% | 3 | 0.61% | 124 | 25.20% |
| Otsego Lake Township, Precinct 1 | | | | | | | | | | | |
| Polling | 2576 | 521 | 521 | 1 | 0.19% | 13 | 2.50% | 2 | 0.38% | 120 | 23.03% |
| AVCB (if used) | 2576 | 0 | 0 | 0 | - | 0 | - | 0 | - | 0 | - |
| Total | 2576 | 521 | 521 | 1 | 0.19% | 13 | 2.50% | 2 | 0.38% | 120 | 23.03% |
| Total | | | | | | | | | | | |
| Polling | 20567 | 3978 | 3975 | 18 | 0.45% | 54 | 1.36% | 9 | 0.23% | 979 | 24.63% |
| AVCB (if used) | 20567 | 326 | 326 | 7 | 2.15% | 6 | 1.84% | 3 | 0.92% | 61 | 18.71% |
| Total | 20567 | 4304 | 4301 | 25 | 0.58% | 60 | 1.40% | 12 | 0.28% | 1040 | 24.18% |

Statement of Votes Cast
Otsego County, MI
2016 Presidential Primary
SOVC For Jurisdiction Wide, All Counters, All Races

Date:03/09/16
Time:09:18:07
Page:3 of 8

| | REP President | | | | | | | | | |
|-------------------------------------|------------------------|-------|-------------------------|-------|------------------------|-------|-------------------------|--------|------------------------|-------|
| | Carly Fiorina (REP) | | Lindsey Graham (REP) | | Mike Huckabee (REP) | | John R. Kasich (REP) | | George Pataki (REP) | |
| Jurisdiction Wide | | | | | | | | | | |
| City of Gaylord, Ward 1, Precinct 1 | | | | | | | | | | |
| Polling | 0 | 0.00% | 0 | 0.00% | 0 | 0.00% | 6 | 5.08% | 0 | 0.00% |
| AVCB (if used) | 0 | - | 0 | - | 0 | - | 0 | - | 0 | - |
| Total | 0 | 0.00% | 0 | 0.00% | 0 | 0.00% | 6 | 5.08% | 0 | 0.00% |
| City of Gaylord, Ward 2, Precinct 2 | | | | | | | | | | |
| Polling | 2 | 1.08% | 1 | 0.54% | 0 | 0.00% | 32 | 17.20% | 0 | 0.00% |
| AVCB (if used) | 0 | - | 0 | - | 0 | - | 0 | - | 0 | - |
| Total | 2 | 1.08% | 1 | 0.54% | 0 | 0.00% | 32 | 17.20% | 0 | 0.00% |
| City of Gaylord, Ward 3, Precinct 3 | | | | | | | | | | |
| Polling | 0 | 0.00% | 0 | 0.00% | 1 | 0.50% | 30 | 15.00% | 0 | 0.00% |
| AVCB (if used) | 0 | - | 0 | - | 0 | - | 0 | - | 0 | - |
| Total | 0 | 0.00% | 0 | 0.00% | 1 | 0.50% | 30 | 15.00% | 0 | 0.00% |
| Bagley Township, Precinct 1 | | | | | | | | | | |
| Polling | 0 | 0.00% | 0 | 0.00% | 0 | 0.00% | 88 | 23.16% | 0 | 0.00% |
| AVCB (if used) | 3 | 2.08% | 0 | 0.00% | 1 | 0.69% | 20 | 13.89% | 0 | 0.00% |
| Total | 3 | 0.57% | 0 | 0.00% | 1 | 0.19% | 108 | 20.61% | 0 | 0.00% |
| Bagley Township, Precinct 2 | | | | | | | | | | |
| Polling | 0 | 0.00% | 1 | 0.29% | 0 | 0.00% | 75 | 21.61% | 0 | 0.00% |
| AVCB (if used) | 0 | 0.00% | 0 | 0.00% | 4 | 2.20% | 14 | 7.69% | 0 | 0.00% |
| Total | 0 | 0.00% | 1 | 0.19% | 4 | 0.76% | 89 | 16.82% | 0 | 0.00% |
| Charlton Township, Precinct 1 | | | | | | | | | | |
| Polling | 0 | 0.00% | 0 | 0.00% | 3 | 1.06% | 51 | 17.96% | 0 | 0.00% |
| AVCB (if used) | 0 | - | 0 | - | 0 | - | 0 | - | 0 | - |
| Total | 0 | 0.00% | 0 | 0.00% | 3 | 1.06% | 51 | 17.96% | 0 | 0.00% |
| Chester Township, Precinct 1 | | | | | | | | | | |
| Polling | 0 | 0.00% | 0 | 0.00% | 2 | 0.93% | 38 | 17.67% | 0 | 0.00% |
| AVCB (if used) | 0 | - | 0 | - | 0 | - | 0 | - | 0 | - |
| Total | 0 | 0.00% | 0 | 0.00% | 2 | 0.93% | 38 | 17.67% | 0 | 0.00% |
| Corwith Township, Precinct 1 | | | | | | | | | | |
| Polling | 1 | 0.31% | 0 | 0.00% | 0 | 0.00% | 50 | 15.67% | 0 | 0.00% |
| AVCB (if used) | 0 | - | 0 | - | 0 | - | 0 | - | 0 | - |
| Total | 1 | 0.31% | 0 | 0.00% | 0 | 0.00% | 50 | 15.67% | 0 | 0.00% |
| Dover Township, Precinct 1 | | | | | | | | | | |
| Polling | 0 | 0.00% | 0 | 0.00% | 0 | 0.00% | 21 | 14.69% | 0 | 0.00% |
| AVCB (if used) | 0 | - | 0 | - | 0 | - | 0 | - | 0 | - |
| Total | 0 | 0.00% | 0 | 0.00% | 0 | 0.00% | 21 | 14.69% | 0 | 0.00% |
| Elmira Township, Precinct 1 | | | | | | | | | | |
| Polling | 0 | 0.00% | 1 | 0.31% | 0 | 0.00% | 85 | 26.48% | 0 | 0.00% |
| AVCB (if used) | 0 | - | 0 | - | 0 | - | 0 | - | 0 | - |
| Total | 0 | 0.00% | 1 | 0.31% | 0 | 0.00% | 85 | 26.48% | 0 | 0.00% |
| Hayes Township, Precinct 1 | | | | | | | | | | |
| Polling | 1 | 0.22% | 1 | 0.22% | 0 | 0.00% | 59 | 13.14% | 0 | 0.00% |
| AVCB (if used) | 0 | - | 0 | - | 0 | - | 0 | - | 0 | - |
| Total | 1 | 0.22% | 1 | 0.22% | 0 | 0.00% | 59 | 13.14% | 0 | 0.00% |
| Livingston Township, Precinct 1 | | | | | | | | | | |
| Polling | 0 | 0.00% | 0 | 0.00% | 2 | 0.41% | 113 | 22.97% | 0 | 0.00% |
| AVCB (if used) | 0 | - | 0 | - | 0 | - | 0 | - | 0 | - |
| Total | 0 | 0.00% | 0 | 0.00% | 2 | 0.41% | 113 | 22.97% | 0 | 0.00% |
| Otsego Lake Township, Precinct 1 | | | | | | | | | | |
| Polling | 0 | 0.00% | 0 | 0.00% | 0 | 0.00% | 118 | 22.65% | 0 | 0.00% |
| AVCB (if used) | 0 | - | 0 | - | 0 | - | 0 | - | 0 | - |
| Total | 0 | 0.00% | 0 | 0.00% | 0 | 0.00% | 118 | 22.65% | 0 | 0.00% |
| Total | | | | | | | | | | |
| Polling | 4 | 0.10% | 4 | 0.10% | 8 | 0.20% | 766 | 19.27% | 0 | 0.00% |
| AVCB (if used) | 3 | 0.92% | 0 | 0.00% | 5 | 1.53% | 34 | 10.43% | 0 | 0.00% |
| Total | 7 | 0.16% | 4 | 0.09% | 13 | 0.30% | 800 | 18.60% | 0 | 0.00% |

Statement of Votes Cast
Otsego County, MI
2016 Presidential Primary
SOVC For Jurisdiction Wide, All Counters, All Races

Date:03/09/16
Time:09:18:07
Page:4 of 8

| | REP President | | | | | | | | | |
|-------------------------------------|-----------------|-------|-------------------|--------|---------------------|-------|-----------------------|--------|-------------|-------|
| | Rand Paul (REP) | | Marco Rubio (REP) | | Rick Santorum (REP) | | Donald J. Trump (REP) | | Uncommitted | |
| Jurisdiction Wide | | | | | | | | | | |
| City of Gaylord, Ward 1, Precinct 1 | | | | | | | | | | |
| Polling | 0 | 0.00% | 10 | 8.47% | 0 | 0.00% | 54 | 45.76% | 2 | 1.69% |
| AVCB (if used) | 0 | - | 0 | - | 0 | - | 0 | - | 0 | - |
| Total | 0 | 0.00% | 10 | 8.47% | 0 | 0.00% | 54 | 45.76% | 2 | 1.69% |
| City of Gaylord, Ward 2, Precinct 2 | | | | | | | | | | |
| Polling | 0 | 0.00% | 10 | 5.38% | 1 | 0.54% | 80 | 43.01% | 7 | 3.76% |
| AVCB (if used) | 0 | - | 0 | - | 0 | - | 0 | - | 0 | - |
| Total | 0 | 0.00% | 10 | 5.38% | 1 | 0.54% | 80 | 43.01% | 7 | 3.76% |
| City of Gaylord, Ward 3, Precinct 3 | | | | | | | | | | |
| Polling | 1 | 0.50% | 23 | 11.50% | 0 | 0.00% | 87 | 43.50% | 7 | 3.50% |
| AVCB (if used) | 0 | - | 0 | - | 0 | - | 0 | - | 0 | - |
| Total | 1 | 0.50% | 23 | 11.50% | 0 | 0.00% | 87 | 43.50% | 7 | 3.50% |
| Bagley Township, Precinct 1 | | | | | | | | | | |
| Polling | 0 | 0.00% | 20 | 5.26% | 0 | 0.00% | 148 | 38.95% | 2 | 0.53% |
| AVCB (if used) | 0 | 0.00% | 22 | 15.28% | 0 | 0.00% | 56 | 38.89% | 4 | 2.78% |
| Total | 0 | 0.00% | 42 | 8.02% | 0 | 0.00% | 204 | 38.93% | 6 | 1.15% |
| Bagley Township, Precinct 2 | | | | | | | | | | |
| Polling | 0 | 0.00% | 21 | 6.05% | 0 | 0.00% | 148 | 42.65% | 0 | 0.00% |
| AVCB (if used) | 0 | 0.00% | 32 | 17.58% | 0 | 0.00% | 88 | 48.35% | 5 | 2.75% |
| Total | 0 | 0.00% | 53 | 10.02% | 0 | 0.00% | 236 | 44.61% | 5 | 0.95% |
| Charlton Township, Precinct 1 | | | | | | | | | | |
| Polling | 2 | 0.70% | 16 | 5.63% | 0 | 0.00% | 139 | 48.94% | 8 | 2.82% |
| AVCB (if used) | 0 | - | 0 | - | 0 | - | 0 | - | 0 | - |
| Total | 2 | 0.70% | 16 | 5.63% | 0 | 0.00% | 139 | 48.94% | 8 | 2.82% |
| Chester Township, Precinct 1 | | | | | | | | | | |
| Polling | 1 | 0.47% | 17 | 7.91% | 0 | 0.00% | 107 | 49.77% | 3 | 1.40% |
| AVCB (if used) | 0 | - | 0 | - | 0 | - | 0 | - | 0 | - |
| Total | 1 | 0.47% | 17 | 7.91% | 0 | 0.00% | 107 | 49.77% | 3 | 1.40% |
| Corwith Township, Precinct 1 | | | | | | | | | | |
| Polling | 3 | 0.94% | 20 | 6.27% | 1 | 0.31% | 181 | 56.74% | 1 | 0.31% |
| AVCB (if used) | 0 | - | 0 | - | 0 | - | 0 | - | 0 | - |
| Total | 3 | 0.94% | 20 | 6.27% | 1 | 0.31% | 181 | 56.74% | 1 | 0.31% |
| Dover Township, Precinct 1 | | | | | | | | | | |
| Polling | 0 | 0.00% | 11 | 7.69% | 0 | 0.00% | 73 | 51.05% | 0 | 0.00% |
| AVCB (if used) | 0 | - | 0 | - | 0 | - | 0 | - | 0 | - |
| Total | 0 | 0.00% | 11 | 7.69% | 0 | 0.00% | 73 | 51.05% | 0 | 0.00% |
| Elmira Township, Precinct 1 | | | | | | | | | | |
| Polling | 0 | 0.00% | 22 | 6.85% | 0 | 0.00% | 134 | 41.74% | 1 | 0.31% |
| AVCB (if used) | 0 | - | 0 | - | 0 | - | 0 | - | 0 | - |
| Total | 0 | 0.00% | 22 | 6.85% | 0 | 0.00% | 134 | 41.74% | 1 | 0.31% |
| Hayes Township, Precinct 1 | | | | | | | | | | |
| Polling | 1 | 0.22% | 45 | 10.02% | 2 | 0.45% | 213 | 47.44% | 3 | 0.67% |
| AVCB (if used) | 0 | - | 0 | - | 0 | - | 0 | - | 0 | - |
| Total | 1 | 0.22% | 45 | 10.02% | 2 | 0.45% | 213 | 47.44% | 3 | 0.67% |
| Livingston Township, Precinct 1 | | | | | | | | | | |
| Polling | 0 | 0.00% | 39 | 7.93% | 1 | 0.20% | 198 | 40.24% | 2 | 0.41% |
| AVCB (if used) | 0 | - | 0 | - | 0 | - | 0 | - | 0 | - |
| Total | 0 | 0.00% | 39 | 7.93% | 1 | 0.20% | 198 | 40.24% | 2 | 0.41% |
| Otsego Lake Township, Precinct 1 | | | | | | | | | | |
| Polling | 1 | 0.19% | 34 | 6.53% | 0 | 0.00% | 227 | 43.57% | 5 | 0.96% |
| AVCB (if used) | 0 | - | 0 | - | 0 | - | 0 | - | 0 | - |
| Total | 1 | 0.19% | 34 | 6.53% | 0 | 0.00% | 227 | 43.57% | 5 | 0.96% |
| Total | | | | | | | | | | |
| Polling | 9 | 0.23% | 288 | 7.25% | 5 | 0.13% | 1789 | 45.01% | 41 | 1.03% |
| AVCB (if used) | 0 | 0.00% | 54 | 16.56% | 0 | 0.00% | 144 | 44.17% | 9 | 2.76% |
| Total | 9 | 0.21% | 342 | 7.95% | 5 | 0.12% | 1933 | 44.94% | 50 | 1.16% |

Statement of Votes Cast
Otsego County, MI
2016 Presidential Primary

Date:03/09/16
Time:09:18:08
Page:5 of 8

SOVC For Jurisdiction Wide, All Counters, All Races

| | REP President | |
|-------------------------------------|----------------|-------|
| | Write-In Votes | |
| Jurisdiction Wide | | |
| City of Gaylord, Ward 1, Precinct 1 | | |
| Polling | 0 | 0.00% |
| AVCB (if used) | 0 | - |
| Total | 0 | 0.00% |
| City of Gaylord, Ward 2, Precinct 2 | | |
| Polling | 0 | 0.00% |
| AVCB (if used) | 0 | - |
| Total | 0 | 0.00% |
| City of Gaylord, Ward 3, Precinct 3 | | |
| Polling | 0 | 0.00% |
| AVCB (if used) | 0 | - |
| Total | 0 | 0.00% |
| Bagley Township, Precinct 1 | | |
| Polling | 0 | 0.00% |
| AVCB (if used) | 0 | 0.00% |
| Total | 0 | 0.00% |
| Bagley Township, Precinct 2 | | |
| Polling | 0 | 0.00% |
| AVCB (if used) | 0 | 0.00% |
| Total | 0 | 0.00% |
| Charlton Township, Precinct 1 | | |
| Polling | 0 | 0.00% |
| AVCB (if used) | 0 | - |
| Total | 0 | 0.00% |
| Chester Township, Precinct 1 | | |
| Polling | 0 | 0.00% |
| AVCB (if used) | 0 | - |
| Total | 0 | 0.00% |
| Corwith Township, Precinct 1 | | |
| Polling | 0 | 0.00% |
| AVCB (if used) | 0 | - |
| Total | 0 | 0.00% |
| Dover Township, Precinct 1 | | |
| Polling | 0 | 0.00% |
| AVCB (if used) | 0 | - |
| Total | 0 | 0.00% |
| Elmira Township, Precinct 1 | | |
| Polling | 0 | 0.00% |
| AVCB (if used) | 0 | - |
| Total | 0 | 0.00% |
| Hayes Township, Precinct 1 | | |
| Polling | 0 | 0.00% |
| AVCB (if used) | 0 | - |
| Total | 0 | 0.00% |
| Livingston Township, Precinct 1 | | |
| Polling | 1 | 0.20% |
| AVCB (if used) | 0 | - |
| Total | 1 | 0.20% |
| Otsego Lake Township, Precinct 1 | | |
| Polling | 0 | 0.00% |
| AVCB (if used) | 0 | - |
| Total | 0 | 0.00% |
| Total | | |
| Polling | 1 | 0.03% |
| AVCB (if used) | 0 | 0.00% |
| Total | 1 | 0.02% |

Statement of Votes Cast
Otsego County, MI
2016 Presidential Primary
SOVC For Jurisdiction Wide, All Counters, All Races

Date: 03/09/16
Time: 09:18:08
Page: 6 of 8

| | DEM President | | | | | | | | | | |
|-------------------------------------|---------------|---------------|-------------|-----------------------|--------|--------------------------|-------|--------------------------|-------|----------------------|--------|
| | Reg. Voters | Times Counted | Total Votes | Hillary Clinton (DEM) | | Rocky De La Fuente (DEM) | | Martin J. O'Malley (DEM) | | Bernie Sanders (DEM) | |
| Jurisdiction Wide | | | | | | | | | | | |
| City of Gaylord, Ward 1, Precinct 1 | | | | | | | | | | | |
| Polling | 1263 | 105 | 105 | 32 | 30.48% | 1 | 0.95% | 0 | 0.00% | 70 | 66.67% |
| AVCB (if used) | 1263 | 0 | 0 | 0 | - | 0 | - | 0 | - | 0 | - |
| Total | 1263 | 105 | 105 | 32 | 30.48% | 1 | 0.95% | 0 | 0.00% | 70 | 66.67% |
| City of Gaylord, Ward 2, Precinct 2 | | | | | | | | | | | |
| Polling | 1089 | 104 | 104 | 31 | 29.81% | 1 | 0.96% | 0 | 0.00% | 69 | 66.35% |
| AVCB (if used) | 1089 | 0 | 0 | 0 | - | 0 | - | 0 | - | 0 | - |
| Total | 1089 | 104 | 104 | 31 | 29.81% | 1 | 0.96% | 0 | 0.00% | 69 | 66.35% |
| City of Gaylord, Ward 3, Precinct 3 | | | | | | | | | | | |
| Polling | 839 | 93 | 93 | 24 | 25.81% | 0 | 0.00% | 0 | 0.00% | 67 | 72.04% |
| AVCB (if used) | 839 | 0 | 0 | 0 | - | 0 | - | 0 | - | 0 | - |
| Total | 839 | 93 | 93 | 24 | 25.81% | 0 | 0.00% | 0 | 0.00% | 67 | 72.04% |
| Bagley Township, Precinct 1 | | | | | | | | | | | |
| Polling | 2221 | 162 | 162 | 53 | 32.72% | 0 | 0.00% | 0 | 0.00% | 107 | 66.05% |
| AVCB (if used) | 2221 | 62 | 61 | 39 | 63.93% | 0 | 0.00% | 0 | 0.00% | 20 | 32.79% |
| Total | 2221 | 224 | 223 | 92 | 41.26% | 0 | 0.00% | 0 | 0.00% | 127 | 56.95% |
| Bagley Township, Precinct 2 | | | | | | | | | | | |
| Polling | 2594 | 167 | 167 | 44 | 26.35% | 1 | 0.60% | 1 | 0.60% | 121 | 72.46% |
| AVCB (if used) | 2594 | 77 | 76 | 43 | 56.58% | 0 | 0.00% | 2 | 2.63% | 19 | 25.00% |
| Total | 2594 | 244 | 243 | 87 | 35.80% | 1 | 0.41% | 3 | 1.23% | 140 | 57.61% |
| Charlton Township, Precinct 1 | | | | | | | | | | | |
| Polling | 1185 | 129 | 129 | 60 | 46.51% | 1 | 0.78% | 1 | 0.78% | 64 | 49.61% |
| AVCB (if used) | 1185 | 0 | 0 | 0 | - | 0 | - | 0 | - | 0 | - |
| Total | 1185 | 129 | 129 | 60 | 46.51% | 1 | 0.78% | 1 | 0.78% | 64 | 49.61% |
| Chester Township, Precinct 1 | | | | | | | | | | | |
| Polling | 1164 | 126 | 126 | 49 | 38.89% | 0 | 0.00% | 1 | 0.79% | 70 | 55.56% |
| AVCB (if used) | 1164 | 0 | 0 | 0 | - | 0 | - | 0 | - | 0 | - |
| Total | 1164 | 126 | 126 | 49 | 38.89% | 0 | 0.00% | 1 | 0.79% | 70 | 55.56% |
| Corwith Township, Precinct 1 | | | | | | | | | | | |
| Polling | 1485 | 161 | 161 | 52 | 32.30% | 0 | 0.00% | 0 | 0.00% | 108 | 67.08% |
| AVCB (if used) | 1485 | 0 | 0 | 0 | - | 0 | - | 0 | - | 0 | - |
| Total | 1485 | 161 | 161 | 52 | 32.30% | 0 | 0.00% | 0 | 0.00% | 108 | 67.08% |
| Dover Township, Precinct 1 | | | | | | | | | | | |
| Polling | 502 | 49 | 49 | 16 | 32.65% | 0 | 0.00% | 1 | 2.04% | 27 | 55.10% |
| AVCB (if used) | 502 | 0 | 0 | 0 | - | 0 | - | 0 | - | 0 | - |
| Total | 502 | 49 | 49 | 16 | 32.65% | 0 | 0.00% | 1 | 2.04% | 27 | 55.10% |
| Elmira Township, Precinct 1 | | | | | | | | | | | |
| Polling | 1378 | 156 | 156 | 64 | 41.03% | 0 | 0.00% | 1 | 0.64% | 91 | 58.33% |
| AVCB (if used) | 1378 | 0 | 0 | 0 | - | 0 | - | 0 | - | 0 | - |
| Total | 1378 | 156 | 156 | 64 | 41.03% | 0 | 0.00% | 1 | 0.64% | 91 | 58.33% |
| Hayes Township, Precinct 1 | | | | | | | | | | | |
| Polling | 2135 | 216 | 216 | 84 | 38.89% | 0 | 0.00% | 0 | 0.00% | 130 | 60.19% |
| AVCB (if used) | 2135 | 0 | 0 | 0 | - | 0 | - | 0 | - | 0 | - |
| Total | 2135 | 216 | 216 | 84 | 38.89% | 0 | 0.00% | 0 | 0.00% | 130 | 60.19% |
| Livingston Township, Precinct 1 | | | | | | | | | | | |
| Polling | 2136 | 207 | 207 | 70 | 33.82% | 0 | 0.00% | 2 | 0.97% | 132 | 63.77% |
| AVCB (if used) | 2136 | 0 | 0 | 0 | - | 0 | - | 0 | - | 0 | - |
| Total | 2136 | 207 | 207 | 70 | 33.82% | 0 | 0.00% | 2 | 0.97% | 132 | 63.77% |
| Otsego Lake Township, Precinct 1 | | | | | | | | | | | |
| Polling | 2576 | 259 | 259 | 125 | 48.26% | 0 | 0.00% | 0 | 0.00% | 133 | 51.35% |
| AVCB (if used) | 2576 | 0 | 0 | 0 | - | 0 | - | 0 | - | 0 | - |
| Total | 2576 | 259 | 259 | 125 | 48.26% | 0 | 0.00% | 0 | 0.00% | 133 | 51.35% |
| Total | | | | | | | | | | | |
| Polling | 20567 | 1934 | 1934 | 704 | 36.40% | 4 | 0.21% | 7 | 0.36% | 1189 | 61.48% |
| AVCB (if used) | 20567 | 139 | 137 | 82 | 59.85% | 0 | 0.00% | 2 | 1.46% | 39 | 28.47% |
| Total | 20567 | 2073 | 2071 | 786 | 37.95% | 4 | 0.19% | 9 | 0.43% | 1228 | 59.30% |

Statement of Votes Cast
Otsego County, MI
2016 Presidential Primary

Date:03/09/16
Time:09:18:08
Page:7 of 8

SOVC For Jurisdiction Wide, All Counters, All Races

| | DEM President | | | |
|-------------------------------------|---------------|--------|----------------|-------|
| | Uncommitted | | Write-In Votes | |
| Jurisdiction Wide | | | | |
| City of Gaylord, Ward 1, Precinct 1 | | | | |
| Polling | 2 | 1.90% | 0 | 0.00% |
| AVCB (if used) | 0 | - | 0 | - |
| Total | 2 | 1.90% | 0 | 0.00% |
| City of Gaylord, Ward 2, Precinct 2 | | | | |
| Polling | 3 | 2.88% | 0 | 0.00% |
| AVCB (if used) | 0 | - | 0 | - |
| Total | 3 | 2.88% | 0 | 0.00% |
| City of Gaylord, Ward 3, Precinct 3 | | | | |
| Polling | 2 | 2.15% | 0 | 0.00% |
| AVCB (if used) | 0 | - | 0 | - |
| Total | 2 | 2.15% | 0 | 0.00% |
| Bagley Township, Precinct 1 | | | | |
| Polling | 2 | 1.23% | 0 | 0.00% |
| AVCB (if used) | 2 | 3.28% | 0 | 0.00% |
| Total | 4 | 1.79% | 0 | 0.00% |
| Bagley Township, Precinct 2 | | | | |
| Polling | 0 | 0.00% | 0 | 0.00% |
| AVCB (if used) | 12 | 15.79% | 0 | 0.00% |
| Total | 12 | 4.94% | 0 | 0.00% |
| Charlton Township, Precinct 1 | | | | |
| Polling | 3 | 2.33% | 0 | 0.00% |
| AVCB (if used) | 0 | - | 0 | - |
| Total | 3 | 2.33% | 0 | 0.00% |
| Chester Township, Precinct 1 | | | | |
| Polling | 5 | 3.97% | 1 | 0.79% |
| AVCB (if used) | 0 | - | 0 | - |
| Total | 5 | 3.97% | 1 | 0.79% |
| Corwith Township, Precinct 1 | | | | |
| Polling | 1 | 0.62% | 0 | 0.00% |
| AVCB (if used) | 0 | - | 0 | - |
| Total | 1 | 0.62% | 0 | 0.00% |
| Dover Township, Precinct 1 | | | | |
| Polling | 5 | 10.20% | 0 | 0.00% |
| AVCB (if used) | 0 | - | 0 | - |
| Total | 5 | 10.20% | 0 | 0.00% |
| Elmira Township, Precinct 1 | | | | |
| Polling | 0 | 0.00% | 0 | 0.00% |
| AVCB (if used) | 0 | - | 0 | - |
| Total | 0 | 0.00% | 0 | 0.00% |
| Hayes Township, Precinct 1 | | | | |
| Polling | 2 | 0.93% | 0 | 0.00% |
| AVCB (if used) | 0 | - | 0 | - |
| Total | 2 | 0.93% | 0 | 0.00% |
| Livingston Township, Precinct 1 | | | | |
| Polling | 3 | 1.45% | 0 | 0.00% |
| AVCB (if used) | 0 | - | 0 | - |
| Total | 3 | 1.45% | 0 | 0.00% |
| Otsego Lake Township, Precinct 1 | | | | |
| Polling | 1 | 0.39% | 0 | 0.00% |
| AVCB (if used) | 0 | - | 0 | - |
| Total | 1 | 0.39% | 0 | 0.00% |
| Total | | | | |
| Polling | 29 | 1.50% | 1 | 0.05% |
| AVCB (if used) | 14 | 10.22% | 0 | 0.00% |
| Total | 43 | 2.08% | 1 | 0.05% |

Statement of Votes Cast
Otsego County, MI
2016 Presidential Primary
SOVC For Jurisdiction Wide, All Counters, All Races

Date: 03/09/16
Time: 09:18:08
Page: 8 of 8

THE WHOLE NUMBER OF VOTES GIVEN: REP President
WAS 4301 (OF WHICH)

| | | |
|-----------------------|----------|------|
| Jeb Bush (REP) | RECEIVED | 25 |
| Ben Carson (REP) | RECEIVED | 60 |
| Chris Christie (REP) | RECEIVED | 12 |
| Ted Cruz (REP) | RECEIVED | 1040 |
| Carly Fiorina (REP) | RECEIVED | 7 |
| Lindsey Graham (REP) | RECEIVED | 4 |
| Mike Huckabee (REP) | RECEIVED | 13 |
| John R. Kasich (REP) | RECEIVED | 800 |
| George Pataki (REP) | RECEIVED | 0 |
| Rand Paul (REP) | RECEIVED | 9 |
| Marco Rubio (REP) | RECEIVED | 342 |
| Rick Santorum (REP) | RECEIVED | 5 |
| Donald J. Trump (REP) | RECEIVED | 1933 |
| Uncommitted | RECEIVED | 50 |
| Write-In Votes | RECEIVED | 1 |


THE WHOLE NUMBER OF VOTES GIVEN: DEM President
WAS 2071 (OF WHICH)


| | | |
|--------------------------|----------|------|
| Hillary Clinton (DEM) | RECEIVED | 786 |
| Rocky De La Fuente (DEM) | RECEIVED | 4 |
| Martin J. O'Malley (DEM) | RECEIVED | 9 |
| Bernie Sanders (DEM) | RECEIVED | 1228 |
| Uncommitted | RECEIVED | 43 |
| Write-In Votes | RECEIVED | 1 |


The Board of Canvassers of the County of Otsego having canvassed the votes of the election held on the 8th day of March 2016. In witness whereof, We have hereunto set our hands and affixed the Seal of the County of Otsego this 9th day of March 2016.

BOARD OF CANVASSERS


William Light


Salvatore Candela


Larry Corell


Janet Flint


Susan I. DeFeyter, Otsego County Clerk

NUMBERED KEY CANVASS

RUN DATE:03/21/16 08:14 AM

OTTAWA COUNTY, MICHIGAN
PRESIDENTIAL PRIMARY
MARCH 8, 2016
STATISTICS

OFFICIAL RESULTS

REPORT-ELS2

PAGE 0001

01 = REGISTERED VOTERS - TOTAL

02 = BALLOTS CAST - TOTAL

TOTAL PERCENT

189,292

81,280

03 = VOTER TURNOUT - TOTAL

TOTAL PERCENT

42.94

| | 01 | 02 | 03 |
|------------------------------|------|------|-------|
| 0101 CITY OF COOPERSVILLE P1 | 1538 | 480 | 31.21 |
| 0102 CITY OF COOPERSVILLE P2 | 1532 | 623 | 40.67 |
| 0201 CITY OF FERRYSBURG P1 | 2399 | 1041 | 43.39 |
| 0301 CITY OF GRAND HAVEN P1 | 1474 | 580 | 39.35 |
| 0302 CITY OF GRAND HAVEN P2 | 1855 | 932 | 50.24 |
| 0303 CITY OF GRAND HAVEN P3 | 2512 | 980 | 39.01 |
| 0304 CITY OF GRAND HAVEN P4 | 2491 | 908 | 36.45 |
| 0401 CITY OF HOLLAND W1 P1 | 1059 | 484 | 45.70 |
| 0402 CITY OF HOLLAND W1 P2 | 1796 | 555 | 30.90 |
| 0403 CITY OF HOLLAND W1 P3 | 1741 | 643 | 36.93 |
| 0404 CITY OF HOLLAND W2 P4 | 1229 | 402 | 32.71 |
| 0405 CITY OF HOLLAND W2 P5 | 1601 | 567 | 35.42 |
| 0406 CITY OF HOLLAND W3 P6 | 1997 | 636 | 31.85 |
| 0407 CITY OF HOLLAND W3 P7 | 1670 | 437 | 26.17 |
| 0408 CITY OF HOLLAND W4 P8 | 1902 | 888 | 46.69 |
| 0411 CITY OF HOLLAND W4 P10 | 1579 | 581 | 36.80 |
| 0415 CITY OF HOLLAND W6 P14 | 2102 | 584 | 27.78 |
| 0416 CITY OF HOLLAND W6 P15 | 1852 | 897 | 48.43 |
| 0501 CITY OF HUDSONVILLE W1 | 1952 | 766 | 39.24 |
| 0502 CITY OF HUDSONVILLE W2 | 1377 | 648 | 47.06 |
| 0503 CITY OF HUDSONVILLE W3 | 2010 | 968 | 48.16 |
| 0601 CITY OF ZEELAND P1 | 748 | 382 | 51.07 |
| 0602 CITY OF ZEELAND P2 | 777 | 336 | 43.24 |
| 0603 CITY OF ZEELAND P3 | 984 | 386 | 39.23 |
| 0604 CITY OF ZEELAND P4 | 1472 | 843 | 57.27 |
| 0701 ALLENDALE TWP P1 | 2119 | 1019 | 48.09 |
| 0702 ALLENDALE TWP P2 | 2172 | 944 | 43.46 |
| 0703 ALLENDALE TWP P3 | 1404 | 660 | 47.01 |
| 0704 ALLENDALE TWP P4 | 1976 | 702 | 35.53 |
| 0705 ALLENDALE TWP P5 | 1465 | 450 | 30.72 |
| 0801 BLENDON TWP P1 | 1121 | 539 | 48.08 |
| 0802 BLENDON TWP P2 | 1405 | 660 | 46.98 |
| 0803 BLENDON TWP P3 | 2099 | 1044 | 49.74 |
| 0901 CHESTER TWP P1 | 1434 | 598 | 41.70 |
| 1001 CROCKERY TWP P1 | 2182 | 736 | 33.73 |
| 1002 CROCKERY TWP P2 | 1077 | 478 | 44.38 |
| 1101 GEORGETOWN TWP P1 | 1808 | 833 | 46.07 |
| 1102 GEORGETOWN TWP P2 | 2392 | 1161 | 48.54 |
| 1103 GEORGETOWN TWP P3 | 1648 | 708 | 42.96 |
| 1104 GEORGETOWN TWP P4 | 2348 | 1191 | 50.72 |
| 1105 GEORGETOWN TWP P5 | 2339 | 1189 | 50.83 |
| 1106 GEORGETOWN TWP P6 | 2419 | 1147 | 47.42 |
| 1107 GEORGETOWN TWP P7 | 1884 | 967 | 51.33 |
| 1108 GEORGETOWN TWP P8 | 2140 | 1010 | 47.20 |
| 1109 GEORGETOWN TWP P9 | 2242 | 1050 | 46.83 |
| 1110 GEORGETOWN TWP P10 | 2130 | 1019 | 47.84 |
| 1111 GEORGETOWN TWP P11 | 2460 | 1060 | 43.09 |
| 1112 GEORGETOWN TWP P12 | 2121 | 987 | 46.53 |
| 1113 GEORGETOWN TWP P13 | 2362 | 1181 | 50.00 |
| 1114 GEORGETOWN TWP P14 | 2023 | 913 | 45.13 |
| 1115 GEORGETOWN TWP P15 | 2375 | 1162 | 48.93 |
| 1116 GEORGETOWN TWP P16 | 2571 | 1106 | 43.02 |
| 1201 GRAND HAVEN TWP P1 | 2069 | 879 | 42.48 |
| 1202 GRAND HAVEN TWP P2 | 1805 | 786 | 43.55 |
| 1203 GRAND HAVEN TWP P3 | 1660 | 785 | 47.29 |

RECEIVED/FILED
MICHIGAN DEPT OF STATE
2016 MAR 23 AM 10:33
ELECTIONS/GREAT SEAL

| | | | | | |
|--------------------------------|---------|---------|----------------------------|-------|---------|
| 01 = REGISTERED VOTERS - TOTAL | TOTAL | PERCENT | 03 = VOTER TURNOUT - TOTAL | TOTAL | PERCENT |
| 02 = BALLOTS CAST - TOTAL | 189,292 | | | | |
| | 81,280 | | | | 42.94 |

(CONTINUED FROM PREVIOUS PAGE)

| | 01 | 02 | 03 |
|--------------------------|------|-------|-------|
| 1204 GRAND HAVEN TWP P4 | 1222 | . 432 | 35.35 |
| 1205 GRAND HAVEN TWP P5 | 2006 | . 938 | 46.76 |
| 1206 GRAND HAVEN TWP P6 | 2008 | . 645 | 32.12 |
| 1207 GRAND HAVEN TWP P7 | 1636 | . 728 | 44.50 |
| 1301 HOLLAND TWP P1 | 1467 | . 541 | 36.88 |
| 1302 HOLLAND TWP P2 | 1378 | . 412 | 29.90 |
| 1303 HOLLAND TWP P3 | 2016 | . 833 | 41.32 |
| 1304 HOLLAND TWP P4 | 2195 | . 832 | 37.90 |
| 1305 HOLLAND TWP P5 | 2065 | 1015 | 49.15 |
| 1306 HOLLAND TWP P6 | 1955 | . 564 | 28.85 |
| 1307 HOLLAND TWP P7 | 2268 | . 657 | 28.97 |
| 1308 HOLLAND TWP P8 | 1563 | . 469 | 30.01 |
| 1309 HOLLAND TWP P9 | 2369 | 1130 | 47.70 |
| 1310 HOLLAND TWP P10 | 1525 | . 480 | 31.48 |
| 1311 HOLLAND TWP P11 | 1536 | . 459 | 29.88 |
| 1312 HOLLAND TWP P12 | 1697 | . 835 | 49.20 |
| 1401 JAMESTOWN TWP P1 | 2027 | . 974 | 48.05 |
| 1402 JAMESTOWN TWP P2 | 1491 | . 814 | 54.59 |
| 1403 JAMESTOWN TWP P3 | 2010 | . 962 | 47.86 |
| 1501 OLIVE TWP P1 | 1128 | . 486 | 43.09 |
| 1502 OLIVE TWP P2 | 1556 | . 703 | 45.18 |
| 1601 PARK TWP P1 | 1368 | . 681 | 49.78 |
| 1602 PARK TWP P2 | 1064 | . 491 | 46.15 |
| 1603 PARK TWP P3 | 1561 | . 814 | 52.15 |
| 1604 PARK TWP P4 | 1426 | . 706 | 49.51 |
| 1605 PARK TWP P5 | 1715 | . 841 | 49.04 |
| 1606 PARK TWP P6 | 1289 | . 647 | 50.19 |
| 1607 PARK TWP P7 | 1515 | . 832 | 54.92 |
| 1608 PARK TWP P8 | 1297 | . 472 | 36.39 |
| 1609 PARK TWP P9 | 1558 | . 681 | 43.71 |
| 1610 PARK TWP P10 | 1233 | . 651 | 52.80 |
| 1701 POLKTON TWP P1 | 1798 | . 879 | 48.89 |
| 1801 PORT SHELDON TWP P1 | 2130 | 1019 | 47.84 |
| 1802 PORT SHELDON TWP P2 | 1409 | . 492 | 34.92 |
| 1901 ROBINSON TWP P1 | 1825 | . 697 | 38.19 |
| 1902 ROBINSON TWP P2 | 1338 | . 506 | 37.82 |
| 1903 ROBINSON TWP P3 | 1311 | . 486 | 37.07 |
| 2001 SPRING LAKE TWP P1 | 2208 | . 907 | 41.08 |
| 2002 SPRING LAKE TWP P2 | 1398 | . 613 | 43.85 |
| 2003 SPRING LAKE TWP P3 | 2598 | 1111 | 42.76 |
| 2004 SPRING LAKE TWP P4 | 2162 | . 988 | 45.70 |
| 2005 SPRING LAKE TWP P5 | 2294 | 1092 | 47.60 |
| 2006 SPRING LAKE TWP P6 | 1269 | . 399 | 31.44 |
| 2101 TALLMADGE TWP P1 | 2357 | . 952 | 40.39 |
| 2102 TALLMADGE TWP P2 | 2065 | 1005 | 48.67 |
| 2103 TALLMADGE TWP P3 | 1484 | . 658 | 44.34 |
| 2201 WRIGHT TWP P1 | 1262 | . 566 | 44.85 |
| 2202 WRIGHT TWP P2 | 1076 | . 463 | 43.03 |
| 2301 ZEELAND TWP P1 | 2076 | . 859 | 41.38 |
| 2302 ZEELAND TWP P2 | 2809 | 1324 | 47.13 |
| 2303 ZEELAND TWP P3 | 2380 | 1028 | 43.19 |

NUMBERED KEY CANVASS

RUN DATE:03/21/16 08:14 AM

OTTAWA COUNTY, MICHIGAN
PRESIDENTIAL PRIMARY
MARCH 8, 2016
Republican

OFFICIAL RESULTS

REPORT-EL52

PAGE 0003

| | VOTES | PERCENT | | VOTES | PERCENT |
|---|--------|---------|----------------------|--------|---------|
| PRESIDENT OF THE UNITED STATES - REPUBLICAN PARTY | | | | | |
| Vote for note more than 1 | | | | | |
| 01 = Jeb Bush | 485 | .83 | | | |
| 02 = Ben Carson | 1,178 | 2.01 | 09 = George Pataki | 14 | .02 |
| 03 = Chris Christie | 117 | .20 | 10 = Rand Paul | 148 | .25 |
| 04 = Ted Cruz | 23,372 | 39.91 | 11 = Marco Rubio | 7,033 | 12.01 |
| 05 = Carly Fiorina | 47 | .08 | 12 = Rick Santorum | 82 | .14 |
| 06 = Lindsey Graham | 19 | .03 | 13 = Donald J. Trump | 11,392 | 19.46 |
| 07 = Mike Huckabee | 143 | .24 | 14 = Uncommitted | 719 | 1.23 |
| 08 = John R. Kasich | 13,782 | 23.54 | 15 = WRITE-IN | 24 | .04 |

| | 01 | 02 | 03 | 04 | 05 | 06 | 07 | 08 | 09 | 10 | 11 | 12 | 13 | 14 | 15 |
|------------------------------|----|----|----|-----|----|----|----|-----|----|----|-----|----|-----|----|----|
| 0101 CITY OF COOPERSVILLE P1 | 1 | 8 | 0 | 152 | 0 | 2 | 0 | 54 | 0 | 0 | 32 | 0 | 82 | 1 | 0 |
| 0102 CITY OF COOPERSVILLE P2 | 3 | 20 | 0 | 167 | 0 | 0 | 0 | 88 | 0 | 1 | 46 | 0 | 91 | 8 | 0 |
| 0201 CITY OF FERRYSBURG P1 | 6 | 14 | 4 | 192 | 2 | 0 | 0 | 190 | 1 | 0 | 74 | 0 | 161 | 9 | 0 |
| 0301 CITY OF GRAND HAVEN P1 | 3 | 2 | 0 | 88 | 0 | 0 | 1 | 69 | 0 | 1 | 40 | 2 | 78 | 6 | 0 |
| 0302 CITY OF GRAND HAVEN P2 | 4 | 15 | 0 | 113 | 2 | 0 | 1 | 188 | 2 | 2 | 68 | 0 | 98 | 6 | 0 |
| 0303 CITY OF GRAND HAVEN P3 | 11 | 6 | 2 | 173 | 1 | 1 | 3 | 123 | 0 | 1 | 63 | 1 | 136 | 23 | 0 |
| 0304 CITY OF GRAND HAVEN P4 | 4 | 2 | 2 | 162 | 1 | 0 | 4 | 120 | 0 | 0 | 37 | 0 | 102 | 1 | 0 |
| 0401 CITY OF HOLLAND W1 P1 | 1 | 6 | 0 | 101 | 2 | 1 | 0 | 125 | 0 | 1 | 34 | 0 | 43 | 5 | 0 |
| 0402 CITY OF HOLLAND W1 P2 | 3 | 4 | 2 | 113 | 0 | 0 | 0 | 110 | 1 | 0 | 55 | 2 | 45 | 5 | 0 |
| 0403 CITY OF HOLLAND W1 P3 | 14 | 11 | 0 | 124 | 0 | 0 | 3 | 111 | 0 | 6 | 79 | 3 | 87 | 12 | 0 |
| 0404 CITY OF HOLLAND W2 P4 | 12 | 8 | 2 | 34 | 0 | 0 | 0 | 105 | 0 | 0 | 47 | 0 | 26 | 14 | 0 |
| 0405 CITY OF HOLLAND W2 P5 | 2 | 8 | 0 | 55 | 0 | 0 | 1 | 101 | 0 | 4 | 30 | 1 | 28 | 2 | 0 |
| 0406 CITY OF HOLLAND W3 P6 | 4 | 8 | 1 | 58 | 0 | 0 | 1 | 97 | 0 | 0 | 38 | 0 | 31 | 4 | 0 |
| 0407 CITY OF HOLLAND W3 P7 | 3 | 5 | 0 | 57 | 1 | 1 | 1 | 43 | 0 | 1 | 35 | 0 | 57 | 5 | 0 |
| 0408 CITY OF HOLLAND W4 P8 | 4 | 7 | 0 | 180 | 0 | 0 | 2 | 220 | 1 | 2 | 75 | 2 | 91 | 5 | 0 |
| 0411 CITY OF HOLLAND W4 P10 | 2 | 8 | 0 | 103 | 1 | 0 | 1 | 115 | 0 | 0 | 47 | 0 | 49 | 3 | 0 |
| 0415 CITY OF HOLLAND W6 P14 | 6 | 8 | 0 | 85 | 0 | 0 | 1 | 86 | 0 | 0 | 25 | 1 | 52 | 0 | 1 |
| 0416 CITY OF HOLLAND W6 P15 | 5 | 14 | 2 | 181 | 1 | 0 | 7 | 177 | 1 | 4 | 68 | 1 | 57 | 9 | 0 |
| 0501 CITY OF HUDSONVILLE W1 | 1 | 20 | 5 | 283 | 0 | 0 | 1 | 102 | 0 | 1 | 62 | 1 | 134 | 4 | 1 |
| 0502 CITY OF HUDSONVILLE W2 | 3 | 13 | 2 | 288 | 0 | 0 | 0 | 81 | 1 | 2 | 74 | 1 | 58 | 2 | 0 |
| 0503 CITY OF HUDSONVILLE W3 | 5 | 18 | 0 | 372 | 0 | 0 | 1 | 193 | 0 | 0 | 130 | 3 | 113 | 5 | 1 |
| 0601 CITY OF ZEELAND P1 | 2 | 3 | 0 | 127 | 0 | 0 | 1 | 74 | 0 | 1 | 30 | 0 | 57 | 5 | 0 |
| 0602 CITY OF ZEELAND P2 | 1 | 12 | 2 | 81 | 0 | 0 | 0 | 58 | 0 | 1 | 30 | 0 | 41 | 5 | 0 |
| 0603 CITY OF ZEELAND P3 | 1 | 5 | 1 | 136 | 0 | 1 | 1 | 57 | 0 | 1 | 34 | 0 | 35 | 4 | 0 |
| 0604 CITY OF ZEELAND P4 | 16 | 44 | 4 | 229 | 1 | 0 | 9 | 150 | 0 | 1 | 165 | 0 | 85 | 27 | 0 |
| 0701 ALLENDALE TWP P1 | 5 | 14 | 0 | 389 | 1 | 0 | 3 | 166 | 0 | 1 | 72 | 0 | 147 | 6 | 1 |
| 0702 ALLENDALE TWP P2 | 11 | 19 | 0 | 363 | 0 | 0 | 1 | 135 | 0 | 3 | 80 | 3 | 124 | 7 | 1 |
| 0703 ALLENDALE TWP P3 | 2 | 10 | 0 | 255 | 0 | 1 | 1 | 87 | 0 | 3 | 66 | 0 | 102 | 2 | 0 |
| 0704 ALLENDALE TWP P4 | 4 | 18 | 0 | 208 | 0 | 0 | 1 | 80 | 0 | 1 | 39 | 0 | 103 | 6 | 1 |
| 0705 ALLENDALE TWP P5 | 1 | 3 | 0 | 151 | 1 | 0 | 0 | 47 | 0 | 0 | 36 | 0 | 56 | 2 | 0 |
| 0801 BLENDON TWP P1 | 7 | 5 | 1 | 257 | 0 | 0 | 2 | 93 | 0 | 1 | 36 | 0 | 69 | 3 | 0 |
| 0802 BLENDON TWP P2 | 0 | 8 | 2 | 317 | 0 | 0 | 0 | 98 | 0 | 1 | 46 | 1 | 102 | 4 | 0 |
| 0803 BLENDON TWP P3 | 6 | 17 | 1 | 456 | 2 | 0 | 0 | 160 | 0 | 1 | 107 | 0 | 150 | 12 | 0 |
| 0901 CHESTER TWP P1 | 3 | 3 | 0 | 211 | 0 | 0 | 0 | 67 | 0 | 2 | 50 | 3 | 104 | 7 | 0 |
| 1001 CROCKERY TWP P1 | 4 | 3 | 0 | 167 | 0 | 2 | 1 | 89 | 0 | 2 | 34 | 0 | 143 | 5 | 0 |
| 1002 CROCKERY TWP P2 | 4 | 3 | 1 | 113 | 2 | 0 | 0 | 74 | 0 | 1 | 29 | 0 | 77 | 4 | 0 |
| 1101 GEORGETOWN TWP P1 | 0 | 9 | 4 | 281 | 0 | 0 | 0 | 166 | 0 | 1 | 73 | 1 | 85 | 4 | 0 |
| 1102 GEORGETOWN TWP P2 | 1 | 17 | 1 | 419 | 0 | 1 | 2 | 182 | 0 | 1 | 81 | 1 | 171 | 2 | 0 |
| 1103 GEORGETOWN TWP P3 | 4 | 9 | 0 | 250 | 0 | 0 | 2 | 134 | 1 | 0 | 47 | 2 | 115 | 4 | 1 |
| 1104 GEORGETOWN TWP P4 | 5 | 23 | 0 | 407 | 0 | 1 | 2 | 160 | 0 | 0 | 117 | 2 | 175 | 12 | 0 |
| 1105 GEORGETOWN TWP P5 | 3 | 10 | 1 | 423 | 0 | 0 | 0 | 179 | 1 | 6 | 130 | 0 | 153 | 11 | 0 |
| 1106 GEORGETOWN TWP P6 | 32 | 49 | 4 | 370 | 0 | 0 | 13 | 128 | 0 | 4 | 122 | 2 | 155 | 20 | 0 |
| 1107 GEORGETOWN TWP P7 | 2 | 10 | 1 | 392 | 0 | 0 | 0 | 210 | 0 | 2 | 70 | 0 | 114 | 3 | 2 |
| 1108 GEORGETOWN TWP P8 | 2 | 15 | 0 | 403 | 0 | 0 | 2 | 185 | 0 | 1 | 105 | 0 | 114 | 3 | 0 |
| 1109 GEORGETOWN TWP P9 | 2 | 10 | 0 | 404 | 1 | 0 | 1 | 142 | 0 | 4 | 89 | 2 | 122 | 7 | 0 |
| 1110 GEORGETOWN TWP P10 | 10 | 16 | 3 | 370 | 1 | 0 | 1 | 131 | 0 | 4 | 115 | 1 | 131 | 15 | 0 |
| 1111 GEORGETOWN TWP P11 | 12 | 33 | 1 | 382 | 1 | 0 | 3 | 123 | 0 | 4 | 86 | 3 | 151 | 10 | 0 |

| | | | | VOTES | PERCENT | | | | | VOTES | PERCENT |
|---|--|--------|-------|----------------------|---------|--------|--|-------|--|-------|---------|
| PRESIDENT OF THE UNITED STATES - REPUBLICAN PARTY | | | | | | | | | | | |
| Vote for note more than 1 | | | | | | | | | | | |
| 01 = Jeb Bush | | 485 | .83 | | | | | | | | |
| 02 = Ben Carson | | 1,178 | 2.01 | 09 = George Pataki | | 14 | | | | .02 | |
| 03 = Chris Christie | | 117 | .20 | 10 = Rand Paul | | 148 | | | | .25 | |
| 04 = Ted Cruz | | 23,372 | 39.91 | 11 = Marco Rubio | | 7,033 | | 12.01 | | | |
| 05 = Carly Fiorina | | 47 | .08 | 12 = Rick Santorum | | 82 | | | | .14 | |
| 06 = Lindsey Graham | | 19 | .03 | 13 = Donald J. Trump | | 11,392 | | 19.46 | | | |
| 07 = Mike Huckabee | | 143 | .24 | 14 = Uncommitted | | 719 | | 1.23 | | | |
| 08 = John R. Kasich | | 13,782 | 23.54 | 15 = WRITE-IN | | 24 | | | | .04 | |

(CONTINUED FROM PREVIOUS PAGE)

| | 01 | 02 | 03 | 04 | 05 | 06 | 07 | 08 | 09 | 10 | 11 | 12 | 13 | 14 | 15 |
|--------------------------|----|----|----|-----|----|----|----|-----|----|----|-----|----|-----|----|----|
| 1112 GEORGETOWN TWP P12 | 10 | 16 | 1 | 396 | 2 | 1 | 1 | 189 | 1 | 3 | 87 | 2 | 124 | 8 | 0 |
| 1113 GEORGETOWN TWP P13 | 7 | 23 | 4 | 458 | 0 | 0 | 1 | 219 | 0 | 3 | 104 | 0 | 144 | 14 | 0 |
| 1114 GEORGETOWN TWP P14 | 5 | 12 | 0 | 380 | 1 | 0 | 1 | 156 | 0 | 1 | 87 | 0 | 130 | 10 | 0 |
| 1115 GEORGETOWN TWP P15 | 7 | 35 | 4 | 354 | 0 | 0 | 3 | 174 | 1 | 0 | 117 | 0 | 197 | 18 | 2 |
| 1116 GEORGETOWN TWP P16 | 6 | 15 | 1 | 386 | 1 | 0 | 1 | 190 | 0 | 1 | 83 | 0 | 172 | 5 | 0 |
| 1201 GRAND HAVEN TWP P1 | 3 | 7 | 4 | 193 | 0 | 0 | 2 | 158 | 0 | 0 | 73 | 0 | 126 | 17 | 0 |
| 1202 GRAND HAVEN TWP P2 | 3 | 8 | 1 | 163 | 1 | 0 | 1 | 98 | 0 | 2 | 66 | 0 | 102 | 7 | 1 |
| 1203 GRAND HAVEN TWP P3 | 5 | 12 | 1 | 145 | 0 | 0 | 4 | 192 | 0 | 0 | 74 | 0 | 118 | 5 | 0 |
| 1204 GRAND HAVEN TWP P4 | 4 | 7 | 0 | 76 | 0 | 0 | 0 | 60 | 0 | 1 | 19 | 0 | 67 | 5 | 0 |
| 1205 GRAND HAVEN TWP P5 | 2 | 9 | 2 | 161 | 0 | 0 | 1 | 179 | 0 | 0 | 94 | 2 | 132 | 8 | 1 |
| 1206 GRAND HAVEN TWP P6 | 3 | 3 | 0 | 125 | 1 | 0 | 0 | 91 | 0 | 2 | 32 | 0 | 101 | 6 | 0 |
| 1207 GRAND HAVEN TWP P7 | 5 | 11 | 2 | 134 | 0 | 0 | 0 | 128 | 0 | 0 | 67 | 1 | 124 | 4 | 0 |
| 1301 HOLLAND TWP P1 | 3 | 6 | 0 | 110 | 0 | 0 | 2 | 73 | 0 | 2 | 38 | 0 | 89 | 4 | 0 |
| 1302 HOLLAND TWP P2 | 3 | 4 | 4 | 72 | 1 | 0 | 2 | 50 | 0 | 0 | 28 | 0 | 60 | 9 | 0 |
| 1303 HOLLAND TWP P3 | 6 | 19 | 0 | 173 | 0 | 0 | 6 | 141 | 0 | 1 | 80 | 0 | 123 | 10 | 1 |
| 1304 HOLLAND TWP P4 | 2 | 17 | 5 | 175 | 0 | 1 | 1 | 144 | 0 | 0 | 81 | 2 | 114 | 10 | 1 |
| 1305 HOLLAND TWP P5 | 9 | 33 | 2 | 330 | 1 | 0 | 1 | 187 | 0 | 2 | 150 | 1 | 155 | 16 | 0 |
| 1306 HOLLAND TWP P6 | 1 | 8 | 0 | 124 | 0 | 0 | 2 | 80 | 0 | 0 | 33 | 0 | 89 | 6 | 0 |
| 1307 HOLLAND TWP P7 | 1 | 9 | 0 | 142 | 0 | 0 | 0 | 97 | 0 | 1 | 47 | 0 | 91 | 4 | 0 |
| 1308 HOLLAND TWP P8 | 0 | 2 | 0 | 102 | 1 | 3 | 0 | 46 | 0 | 3 | 33 | 0 | 55 | 4 | 0 |
| 1309 HOLLAND TWP P9 | 4 | 11 | 0 | 384 | 0 | 0 | 3 | 261 | 1 | 2 | 131 | 0 | 119 | 3 | 0 |
| 1310 HOLLAND TWP P10 | 4 | 4 | 1 | 116 | 0 | 0 | 0 | 62 | 0 | 2 | 36 | 1 | 74 | 3 | 0 |
| 1311 HOLLAND TWP P11 | 2 | 3 | 2 | 86 | 0 | 0 | 2 | 75 | 0 | 1 | 39 | 0 | 69 | 0 | 0 |
| 1312 HOLLAND TWP P12 | 7 | 7 | 1 | 294 | 0 | 0 | 1 | 161 | 0 | 1 | 99 | 2 | 110 | 6 | 0 |
| 1401 JAMESTOWN TWP P1 | 6 | 13 | 2 | 446 | 0 | 0 | 2 | 153 | 0 | 1 | 98 | 3 | 135 | 2 | 0 |
| 1402 JAMESTOWN TWP P2 | 2 | 9 | 0 | 427 | 1 | 0 | 0 | 120 | 0 | 1 | 59 | 5 | 112 | 8 | 0 |
| 1403 JAMESTOWN TWP P3 | 4 | 13 | 0 | 447 | 1 | 0 | 2 | 154 | 0 | 0 | 82 | 0 | 131 | 3 | 0 |
| 1501 OLIVE TWP P1 | 5 | 14 | 0 | 178 | 1 | 0 | 1 | 77 | 0 | 1 | 38 | 2 | 80 | 4 | 0 |
| 1502 OLIVE TWP P2 | 1 | 13 | 1 | 317 | 0 | 0 | 0 | 87 | 0 | 4 | 65 | 0 | 106 | 7 | 0 |
| 1601 PARK TWP P1 | 5 | 1 | 3 | 108 | 1 | 0 | 0 | 234 | 0 | 0 | 62 | 0 | 73 | 4 | 0 |
| 1602 PARK TWP P2 | 2 | 6 | 0 | 49 | 1 | 0 | 0 | 124 | 0 | 2 | 44 | 0 | 82 | 5 | 0 |
| 1603 PARK TWP P3 | 2 | 6 | 0 | 137 | 1 | 0 | 2 | 221 | 0 | 0 | 82 | 0 | 108 | 2 | 2 |
| 1604 PARK TWP P4 | 2 | 8 | 0 | 135 | 0 | 0 | 0 | 163 | 0 | 1 | 68 | 0 | 92 | 0 | 0 |
| 1605 PARK TWP P5 | 3 | 9 | 1 | 183 | 1 | 0 | 1 | 191 | 0 | 2 | 67 | 2 | 113 | 2 | 0 |
| 1606 PARK TWP P6 | 1 | 6 | 0 | 129 | 0 | 0 | 2 | 122 | 0 | 1 | 70 | 1 | 104 | 6 | 0 |
| 1607 PARK TWP P7 | 2 | 3 | 0 | 191 | 0 | 0 | 0 | 178 | 0 | 2 | 64 | 4 | 129 | 3 | 0 |
| 1608 PARK TWP P8 | 2 | 9 | 0 | 94 | 0 | 0 | 1 | 90 | 0 | 2 | 43 | 0 | 77 | 3 | 1 |
| 1609 PARK TWP P9 | 4 | 13 | 0 | 137 | 0 | 0 | 2 | 167 | 0 | 0 | 79 | 2 | 95 | 5 | 0 |
| 1610 PARK TWP P10 | 7 | 7 | 0 | 125 | 0 | 0 | 2 | 186 | 0 | 1 | 78 | 0 | 83 | 2 | 0 |
| 1701 POLKTON TWP P1 | 6 | 19 | 2 | 358 | 2 | 0 | 1 | 114 | 0 | 0 | 47 | 1 | 153 | 10 | 0 |
| 1801 PORT SHELTON TWP P1 | 7 | 12 | 2 | 242 | 0 | 0 | 0 | 200 | 0 | 0 | 82 | 0 | 202 | 11 | 0 |
| 1802 PORT SHELTON TWP P2 | 0 | 8 | 2 | 107 | 0 | 1 | 3 | 79 | 0 | 2 | 29 | 0 | 84 | 9 | 0 |
| 1901 ROBINSON TWP P1 | 4 | 5 | 1 | 174 | 0 | 0 | 1 | 117 | 0 | 3 | 39 | 1 | 117 | 5 | 0 |
| 1902 ROBINSON TWP P2 | 3 | 4 | 2 | 154 | 0 | 0 | 1 | 53 | 0 | 2 | 25 | 0 | 115 | 5 | 0 |
| 1903 ROBINSON TWP P3 | 4 | 7 | 0 | 159 | 0 | 0 | 0 | 64 | 0 | 0 | 41 | 2 | 86 | 6 | 1 |
| 2001 SPRING LAKE TWP P1 | 5 | 9 | 2 | 154 | 1 | 0 | 0 | 177 | 0 | 1 | 75 | 1 | 127 | 9 | 1 |
| 2002 SPRING LAKE TWP P2 | 3 | 6 | 2 | 122 | 0 | 1 | 1 | 131 | 0 | 1 | 44 | 0 | 133 | 9 | 0 |
| 2003 SPRING LAKE TWP P3 | 8 | 12 | 4 | 170 | 3 | 1 | 3 | 218 | 0 | 2 | 86 | 1 | 224 | 16 | 0 |

| | | | | VOTES | PERCENT | | | | | VOTES | PERCENT |
|---|--|--------|-------|----------------------|---------|--|--|--------|--|-------|---------|
| PRESIDENT OF THE UNITED STATES - REPUBLICAN PARTY | | | | | | | | | | | |
| Vote for note more than 1 | | | | | | | | | | | |
| 01 = Jeb Bush | | 485 | .83 | | | | | | | | |
| 02 = Ben Carson | | 1,178 | 2.01 | 09 = George Pataki | | | | 14 | | .02 | |
| 03 = Chris Christie | | 117 | .20 | 10 = Rand Paul | | | | 148 | | .25 | |
| 04 = Ted Cruz | | 23,372 | 39.91 | 11 = Marco Rubio | | | | 7,033 | | 12.01 | |
| 05 = Carly Fiorina | | 47 | .08 | 12 = Rick Santorum | | | | 82 | | .14 | |
| 06 = Lindsey Graham | | 19 | .03 | 13 = Donald J. Trump | | | | 11,392 | | 19.46 | |
| 07 = Mike Huckabee | | 143 | .24 | 14 = Uncommitted | | | | 719 | | 1.23 | |
| 08 = John R. Kasich | | 13,782 | 23.54 | 15 = WRITE-IN | | | | 24 | | .04 | |

(CONTINUED FROM PREVIOUS PAGE)

| | 01 | 02 | 03 | 04 | 05 | 06 | 07 | 08 | 09 | 10 | 11 | 12 | 13 | 14 | 15 |
|-------------------------|----|----|----|-----|----|----|----|-----|----|----|-----|----|-----|----|----|
| 2004 SPRING LAKE TWP P4 | 12 | 5 | 3 | 153 | 0 | 0 | 2 | 155 | 0 | 0 | 77 | 2 | 149 | 7 | 0 |
| 2005 SPRING LAKE TWP P5 | 7 | 4 | 0 | 231 | 0 | 0 | 0 | 218 | 0 | 3 | 99 | 0 | 140 | 10 | 0 |
| 2006 SPRING LAKE TWP P6 | 5 | 3 | 0 | 70 | 0 | 0 | 0 | 45 | 0 | 4 | 33 | 1 | 81 | 1 | 0 |
| 2101 TALLMADGE TWP P1 | 3 | 10 | 3 | 303 | 0 | 0 | 3 | 124 | 0 | 1 | 63 | 2 | 158 | 10 | 1 |
| 2102 TALLMADGE TWP P2 | 6 | 10 | 1 | 329 | 0 | 0 | 0 | 132 | 1 | 3 | 66 | 0 | 198 | 10 | 0 |
| 2103 TALLMADGE TWP P3 | 4 | 19 | 0 | 240 | 2 | 0 | 0 | 92 | 0 | 1 | 31 | 0 | 106 | 7 | 0 |
| 2201 WRIGHT TWP P1 | 2 | 3 | 0 | 215 | 0 | 0 | 0 | 59 | 0 | 2 | 38 | 0 | 109 | 5 | 0 |
| 2202 WRIGHT TWP P2 | 2 | 7 | 1 | 139 | 1 | 0 | 0 | 56 | 0 | 1 | 32 | 1 | 89 | 3 | 1 |
| 2301 ZEELAND TWP P1 | 7 | 9 | 0 | 374 | 1 | 0 | 1 | 133 | 0 | 1 | 66 | 0 | 122 | 3 | 0 |
| 2302 ZEELAND TWP P2 | 6 | 32 | 1 | 468 | 0 | 0 | 1 | 243 | 0 | 1 | 177 | 0 | 165 | 21 | 1 |
| 2303 ZEELAND TWP P3 | 4 | 10 | 0 | 386 | 0 | 0 | 2 | 221 | 1 | 1 | 138 | 1 | 129 | 5 | 1 |

| | | | | | | | VOTES | PERCENT | | | VOTES | PERCENT |
|---|-----|---|---|-----|---|---|-------|---------|---------------------|----|--------|---------|
| PRESIDENT OF THE UNITED STATES - DEMOCRATIC PARTY | | | | | | | | | | | | |
| Vote for note more than 1 | | | | | | | | | | | | |
| 01 = Hillary Clinton | | | | | | | 7,473 | 34.38 | 04 = Bernie Sanders | | 13,959 | 64.22 |
| 02 = Roque Rocky De La Fuente | | | | | | | 14 | .06 | 05 = Uncommitted | | 237 | 1.09 |
| 03 = Martin J. O'Malley | | | | | | | 46 | .21 | 06 = WRITE-IN | | 7 | .03 |
| | | | | | | | 01 | 02 | 03 | 04 | 05 | 06 |
| | | | | | | | | | | | | |
| 0101 CITY OF COOPERSVILLE P1 | 37 | 0 | 0 | 100 | 7 | 0 | | | | | | |
| 0102 CITY OF COOPERSVILLE P2 | 56 | 0 | 1 | 125 | 4 | 0 | | | | | | |
| 0201 CITY OF FERRYSBURG P1 | 159 | 0 | 0 | 208 | 7 | 0 | | | | | | |
| 0301 CITY OF GRAND HAVEN P1 | 99 | 1 | 0 | 175 | 3 | 1 | | | | | | |
| 0302 CITY OF GRAND HAVEN P2 | 187 | 0 | 0 | 226 | 7 | 0 | | | | | | |
| 0303 CITY OF GRAND HAVEN P3 | 168 | 0 | 1 | 236 | 7 | 0 | | | | | | |
| 0304 CITY OF GRAND HAVEN P4 | 124 | 0 | 2 | 332 | 1 | 0 | | | | | | |
| 0401 CITY OF HOLLAND W1 P1 | 72 | 0 | 0 | 85 | 1 | 0 | | | | | | |
| 0402 CITY OF HOLLAND W1 P2 | 79 | 0 | 0 | 130 | 0 | 0 | | | | | | |
| 0403 CITY OF HOLLAND W1 P3 | 84 | 0 | 0 | 91 | 6 | 0 | | | | | | |
| 0404 CITY OF HOLLAND W2 P4 | 67 | 0 | 1 | 73 | 4 | 0 | | | | | | |
| 0405 CITY OF HOLLAND W2 P5 | 139 | 0 | 0 | 186 | 1 | 0 | | | | | | |
| 0406 CITY OF HOLLAND W3 P6 | 114 | 1 | 1 | 266 | 3 | 1 | | | | | | |
| 0407 CITY OF HOLLAND W3 P7 | 58 | 0 | 1 | 163 | 1 | 1 | | | | | | |
| 0408 CITY OF HOLLAND W4 P8 | 117 | 1 | 0 | 170 | 2 | 0 | | | | | | |
| 0411 CITY OF HOLLAND W4 P10 | 71 | 0 | 0 | 169 | 4 | 0 | | | | | | |
| 0415 CITY OF HOLLAND W6 P14 | 106 | 1 | 0 | 207 | 1 | 0 | | | | | | |
| 0416 CITY OF HOLLAND W6 P15 | 150 | 0 | 1 | 200 | 0 | 0 | | | | | | |
| 0501 CITY OF HUDSONVILLE W1 | 28 | 0 | 1 | 113 | 0 | 0 | | | | | | |
| 0502 CITY OF HUDSONVILLE W2 | 25 | 0 | 0 | 87 | 5 | 0 | | | | | | |
| 0503 CITY OF HUDSONVILLE W3 | 40 | 0 | 1 | 74 | 0 | 0 | | | | | | |
| 0601 CITY OF ZEELAND P1 | 18 | 0 | 0 | 59 | 1 | 0 | | | | | | |
| 0602 CITY OF ZEELAND P2 | 35 | 1 | 0 | 66 | 1 | 0 | | | | | | |
| 0603 CITY OF ZEELAND P3 | 22 | 0 | 0 | 78 | 0 | 0 | | | | | | |
| 0604 CITY OF ZEELAND P4 | 35 | 0 | 1 | 57 | 1 | 0 | | | | | | |
| 0701 ALLENDALE TWP P1 | 74 | 0 | 0 | 123 | 4 | 0 | | | | | | |
| 0702 ALLENDALE TWP P2 | 46 | 0 | 1 | 135 | 1 | 0 | | | | | | |
| 0703 ALLENDALE TWP P3 | 26 | 0 | 2 | 95 | 2 | 0 | | | | | | |
| 0704 ALLENDALE TWP P4 | 43 | 1 | 1 | 186 | 1 | 0 | | | | | | |
| 0705 ALLENDALE TWP P5 | 18 | 0 | 0 | 130 | 0 | 0 | | | | | | |
| 0801 BLENDON TWP P1 | 15 | 0 | 0 | 45 | 0 | 0 | | | | | | |
| 0802 BLENDON TWP P2 | 20 | 0 | 0 | 58 | 0 | 0 | | | | | | |
| 0803 BLENDON TWP P3 | 36 | 1 | 0 | 82 | 4 | 0 | | | | | | |
| 0901 CHESTER TWP P1 | 52 | 0 | 0 | 88 | 0 | 0 | | | | | | |
| 1001 CROCKERY TWP P1 | 79 | 0 | 2 | 192 | 4 | 0 | | | | | | |
| 1002 CROCKERY TWP P2 | 51 | 0 | 2 | 99 | 4 | 0 | | | | | | |
| 1101 GEORGETOWN TWP P1 | 60 | 0 | 1 | 146 | 1 | 0 | | | | | | |
| 1102 GEORGETOWN TWP P2 | 69 | 0 | 1 | 200 | 4 | 0 | | | | | | |
| 1103 GEORGETOWN TWP P3 | 43 | 0 | 0 | 90 | 0 | 0 | | | | | | |
| 1104 GEORGETOWN TWP P4 | 78 | 0 | 2 | 196 | 3 | 0 | | | | | | |
| 1105 GEORGETOWN TWP P5 | 89 | 0 | 0 | 160 | 2 | 0 | | | | | | |
| 1106 GEORGETOWN TWP P6 | 73 | 0 | 0 | 153 | 2 | 0 | | | | | | |
| 1107 GEORGETOWN TWP P7 | 55 | 0 | 1 | 96 | 1 | 0 | | | | | | |
| 1108 GEORGETOWN TWP P8 | 45 | 0 | 0 | 127 | 1 | 1 | | | | | | |
| 1109 GEORGETOWN TWP P9 | 81 | 0 | 1 | 173 | 2 | 0 | | | | | | |
| 1110 GEORGETOWN TWP P10 | 72 | 1 | 0 | 134 | 3 | 0 | | | | | | |
| 1111 GEORGETOWN TWP P11 | 76 | 0 | 1 | 161 | 1 | 0 | | | | | | |
| 1112 GEORGETOWN TWP P12 | 42 | 0 | 0 | 100 | 1 | 0 | | | | | | |
| 1113 GEORGETOWN TWP P13 | 54 | 0 | 1 | 142 | 1 | 0 | | | | | | |
| 1114 GEORGETOWN TWP P14 | 47 | 0 | 0 | 78 | 2 | 0 | | | | | | |
| 1115 GEORGETOWN TWP P15 | 90 | 0 | 0 | 147 | 1 | 0 | | | | | | |
| 1116 GEORGETOWN TWP P16 | 80 | 0 | 0 | 157 | 1 | 0 | | | | | | |
| 1201 GRAND HAVEN TWP P1 | 114 | 0 | 3 | 161 | 3 | 0 | | | | | | |

| | VOTES | PERCENT | | VOTES | PERCENT |
|---|-------|---------|---------------------|--------|---------|
| PRESIDENT OF THE UNITED STATES - DEMOCRATIC PARTY | | | | | |
| Vote for note more than 1 | | | | | |
| 01 = Hillary Clinton | 7,473 | 34.38 | 04 = Bernie Sanders | 13,959 | 64.22 |
| 02 = Roque Rocky De La Fuente | 14 | .06 | 05 = Uncommitted | 237 | 1.09 |
| 03 = Martin J. O'Malley | 46 | .21 | 06 = WRITE-IN | 7 | .03 |

(CONTINUED FROM PREVIOUS PAGE)

| | 01 | 02 | 03 | 04 | 05 | 06 |
|--------------------------|-----|----|----|-----|----|----|
| 1202 GRAND HAVEN TWP P2 | 100 | 0 | 0 | 209 | 3 | 0 |
| 1203 GRAND HAVEN TWP P3 | 90 | 0 | 0 | 120 | 1 | 0 |
| 1204 GRAND HAVEN TWP P4 | 62 | 0 | 0 | 115 | 3 | 0 |
| 1205 GRAND HAVEN TWP P5 | 137 | 2 | 0 | 191 | 4 | 0 |
| 1206 GRAND HAVEN TWP P6 | 71 | 0 | 0 | 200 | 0 | 0 |
| 1207 GRAND HAVEN TWP P7 | 72 | 1 | 1 | 159 | 7 | 0 |
| 1301 HOLLAND TWP P1 | 54 | 0 | 0 | 142 | 1 | 1 |
| 1302 HOLLAND TWP P2 | 56 | 0 | 0 | 117 | 1 | 0 |
| 1303 HOLLAND TWP P3 | 92 | 0 | 0 | 160 | 9 | 0 |
| 1304 HOLLAND TWP P4 | 100 | 0 | 0 | 172 | 2 | 0 |
| 1305 HOLLAND TWP P5 | 40 | 0 | 0 | 77 | 3 | 0 |
| 1306 HOLLAND TWP P6 | 81 | 0 | 1 | 130 | 1 | 0 |
| 1307 HOLLAND TWP P7 | 70 | 0 | 0 | 182 | 2 | 0 |
| 1308 HOLLAND TWP P8 | 81 | 1 | 1 | 126 | 0 | 0 |
| 1309 HOLLAND TWP P9 | 74 | 0 | 0 | 131 | 0 | 0 |
| 1310 HOLLAND TWP P10 | 37 | 0 | 1 | 128 | 3 | 0 |
| 1311 HOLLAND TWP P11 | 65 | 0 | 0 | 110 | 1 | 0 |
| 1312 HOLLAND TWP P12 | 37 | 0 | 0 | 104 | 0 | 0 |
| 1401 JAMESTOWN TWP P1 | 42 | 0 | 0 | 69 | 1 | 0 |
| 1402 JAMESTOWN TWP P2 | 16 | 0 | 0 | 45 | 2 | 0 |
| 1403 JAMESTOWN TWP P3 | 28 | 0 | 0 | 94 | 1 | 0 |
| 1501 OLIVE TWP P1 | 21 | 0 | 0 | 62 | 1 | 0 |
| 1502 OLIVE TWP P2 | 24 | 0 | 0 | 68 | 4 | 1 |
| 1601 PARK TWP P1 | 81 | 0 | 0 | 100 | 1 | 0 |
| 1602 PARK TWP P2 | 63 | 0 | 0 | 104 | 2 | 0 |
| 1603 PARK TWP P3 | 103 | 0 | 0 | 134 | 0 | 0 |
| 1604 PARK TWP P4 | 96 | 0 | 0 | 130 | 0 | 0 |
| 1605 PARK TWP P5 | 118 | 0 | 0 | 138 | 2 | 0 |
| 1606 PARK TWP P6 | 87 | 0 | 1 | 101 | 2 | 0 |
| 1607 PARK TWP P7 | 88 | 0 | 0 | 151 | 0 | 0 |
| 1608 PARK TWP P8 | 61 | 0 | 0 | 85 | 0 | 0 |
| 1609 PARK TWP P9 | 84 | 0 | 2 | 82 | 1 | 0 |
| 1610 PARK TWP P10 | 77 | 0 | 0 | 77 | 1 | 0 |
| 1701 POLKTON TWP P1 | 51 | 0 | 3 | 102 | 0 | 0 |
| 1801 PORT SHELDON TWP P1 | 104 | 0 | 0 | 140 | 1 | 0 |
| 1802 PORT SHELDON TWP P2 | 64 | 0 | 2 | 94 | 2 | 0 |
| 1901 ROBINSON TWP P1 | 71 | 0 | 0 | 140 | 5 | 1 |
| 1902 ROBINSON TWP P2 | 43 | 0 | 2 | 92 | 1 | 0 |
| 1903 ROBINSON TWP P3 | 31 | 0 | 0 | 75 | 2 | 0 |
| 2001 SPRING LAKE TWP P1 | 108 | 0 | 0 | 222 | 2 | 0 |
| 2002 SPRING LAKE TWP P2 | 53 | 0 | 0 | 100 | 6 | 0 |
| 2003 SPRING LAKE TWP P3 | 143 | 0 | 0 | 201 | 6 | 0 |
| 2004 SPRING LAKE TWP P4 | 129 | 0 | 0 | 274 | 5 | 0 |
| 2005 SPRING LAKE TWP P5 | 128 | 1 | 1 | 225 | 7 | 0 |
| 2006 SPRING LAKE TWP P6 | 51 | 0 | 0 | 89 | 7 | 0 |
| 2101 TALLMADGE TWP P1 | 110 | 1 | 1 | 143 | 3 | 0 |
| 2102 TALLMADGE TWP P2 | 71 | 0 | 0 | 164 | 5 | 0 |
| 2103 TALLMADGE TWP P3 | 57 | 0 | 0 | 92 | 2 | 0 |
| 2201 WRIGHT TWP P1 | 44 | 0 | 0 | 78 | 2 | 0 |
| 2202 WRIGHT TWP P2 | 40 | 0 | 0 | 79 | 1 | 0 |
| 2301 ZEELAND TWP P1 | 35 | 0 | 0 | 99 | 1 | 0 |
| 2302 ZEELAND TWP P2 | 68 | 0 | 0 | 128 | 4 | 0 |
| 2303 ZEELAND TWP P3 | 46 | 0 | 0 | 79 | 0 | 0 |

Election Summary Report
Presque Isle County, MI
2016 Presidential Primary

Date:03/08/16
Time:22:03:46
Page:1 of 1

Summary For Jurisdiction Wide, All Counters, All Races

Registered Voters 10711 - Cards Cast 3411 31.85%

Num. Report Precinct 17 - Num. Reporting 17 100.00%

| REP President | | REP | Total | |
|---------------------|-----|-----|--------|---------|
| Number of Precincts | | | 17 | |
| Precincts Reporting | | | 17 | 100.0 % |
| Total Votes | | | 2167 | |
| Jeb Bush | REP | 11 | 0.51% | |
| Ben Carson | REP | 24 | 1.11% | |
| Chris Christie | REP | 4 | 0.18% | |
| Ted Cruz | REP | 524 | 24.18% | |
| Carly Fiorina | REP | 5 | 0.23% | |
| Lindsey Graham | REP | 0 | 0.00% | |
| Mike Huckabee | REP | 3 | 0.14% | |
| John R. Kasich | REP | 423 | 19.52% | |
| George Pataki | REP | 0 | 0.00% | |
| Rand Paul | REP | 2 | 0.09% | |
| Marco Rubio | REP | 216 | 9.97% | |
| Rick Santorum | REP | 3 | 0.14% | |
| Donald J. Trump | REP | 916 | 42.27% | |
| Uncommitted | | 36 | 1.66% | |
| Write-in Votes | | 0 | 0.00% | |

| DEM President | | DEM | Total | |
|---------------------|-----|-----|--------|---------|
| Number of Precincts | | | 17 | |
| Precincts Reporting | | | 17 | 100.0 % |
| Total Votes | | | 1241 | |
| Hillary Clinton | DEM | 592 | 47.70% | |
| Rocky De La Fuente | DEM | 2 | 0.16% | |
| Martin J. O'Malley | DEM | 9 | 0.73% | |
| Bernie Sanders | DEM | 606 | 48.83% | |
| Uncommitted | | 32 | 2.58% | |
| Write-in Votes | | 0 | 0.00% | |

Election Summary Report
Presque Isle County, MI
2016 Presidential Primary

Date:03/08/16
Time:20:27:10
Page:1 of 1

Summary For Allis Township, Precinct 1, All Counters, All Races

Registered Voters 781 - Cards Cast 217 27.78%

Num. Report Precinct 1 - Num. Reporting 1 100.00%

| REP President | | REP | Total | |
|---------------------|-----|-----|--------|---------|
| Number of Precincts | | | 1 | |
| Precincts Reporting | | | 1 | 100.0 % |
| Total Votes | | | 143 | |
| Jeb Bush | REP | 0 | 0.00% | |
| Ben Carson | REP | 0 | 0.00% | |
| Chris Christie | REP | 0 | 0.00% | |
| Ted Cruz | REP | 43 | 30.07% | |
| Carly Fiorina | REP | 0 | 0.00% | |
| Lindsey Graham | REP | 0 | 0.00% | |
| Mike Huckabee | REP | 1 | 0.70% | |
| John R. Kasich | REP | 23 | 16.08% | |
| George Pataki | REP | 0 | 0.00% | |
| Rand Paul | REP | 0 | 0.00% | |
| Marco Rubio | REP | 5 | 3.50% | |
| Rick Santorum | REP | 0 | 0.00% | |
| Donald J. Trump | REP | 68 | 47.55% | |
| Uncommitted | | 3 | 2.10% | |
| Write-in Votes | | 0 | 0.00% | |

| DEM President | | DEM | Total | |
|---------------------|-----|-----|--------|---------|
| Number of Precincts | | | 1 | |
| Precincts Reporting | | | 1 | 100.0 % |
| Total Votes | | | 74 | |
| Hillary Clinton | DEM | 32 | 43.24% | |
| Rocky De La Fuente | DEM | 0 | 0.00% | |
| Martin J. O'Malley | DEM | 1 | 1.35% | |
| Bernie Sanders | DEM | 41 | 55.41% | |
| Uncommitted | | 0 | 0.00% | |
| Write-in Votes | | 0 | 0.00% | |

Election Summary Report
Presque Isle County, MI
2016 Presidential Primary

Date:03/08/16
Time:20:23:16
Page:1 of 1

Summary For Bearinger Township, Precinct 1, All Counters, All Races

Registered Voters 344 - Cards Cast 173 50.29%

Num. Report Precinct 1 - Num. Reporting 1 100.00%

| REP President | | REP | Total | |
|---------------------|-----|-----|--------|---------|
| Number of Precincts | | | 1 | |
| Precincts Reporting | | | 1 | 100.0 % |
| Total Votes | | | 124 | |
| Jeb Bush | REP | 0 | 0.00% | |
| Ben Carson | REP | 0 | 0.00% | |
| Chris Christie | REP | 0 | 0.00% | |
| Ted Cruz | REP | 24 | 19.35% | |
| Carly Fiorina | REP | 0 | 0.00% | |
| Lindsey Graham | REP | 0 | 0.00% | |
| Mike Huckabee | REP | 0 | 0.00% | |
| John R. Kasich | REP | 20 | 16.13% | |
| George Pataki | REP | 0 | 0.00% | |
| Rand Paul | REP | 0 | 0.00% | |
| Marco Rubio | REP | 10 | 8.06% | |
| Rick Santorum | REP | 0 | 0.00% | |
| Donald J. Trump | REP | 68 | 54.84% | |
| Uncommitted | | 2 | 1.61% | |
| Write-in Votes | | 0 | 0.00% | |

| DEM President | | DEM | Total | |
|---------------------|-----|-----|--------|---------|
| Number of Precincts | | | 1 | |
| Precincts Reporting | | | 1 | 100.0 % |
| Total Votes | | | 49 | |
| Hillary Clinton | DEM | 22 | 44.90% | |
| Rocky De La Fuente | DEM | 0 | 0.00% | |
| Martin J. O'Malley | DEM | 0 | 0.00% | |
| Bernie Sanders | DEM | 25 | 51.02% | |
| Uncommitted | | 2 | 4.08% | |
| Write-in Votes | | 0 | 0.00% | |

Election Summary Report
Presque Isle County, MI
2016 Presidential Primary

Date:03/08/16
Time:21:36:32
Page:1 of 1

Summary For Belknap Township, Precinct 1, All Counters, All Races

Registered Voters 569 - Cards Cast 143 25.13%

Num. Report Precinct 1 - Num. Reporting 1 100.00%

| REP President | | REP | Total | |
|---------------------|-----|-----|--------|---------|
| Number of Precincts | | | 1 | |
| Precincts Reporting | | | 1 | 100.0 % |
| Total Votes | | | 104 | |
| Jeb Bush | REP | 0 | 0.00% | |
| Ben Carson | REP | 1 | 0.96% | |
| Chris Christie | REP | 0 | 0.00% | |
| Ted Cruz | REP | 28 | 26.92% | |
| Carly Fiorina | REP | 0 | 0.00% | |
| Lindsey Graham | REP | 0 | 0.00% | |
| Mike Huckabee | REP | 0 | 0.00% | |
| John R. Kasich | REP | 22 | 21.15% | |
| George Pataki | REP | 0 | 0.00% | |
| Rand Paul | REP | 0 | 0.00% | |
| Marco Rubio | REP | 9 | 8.65% | |
| Rick Santorum | REP | 0 | 0.00% | |
| Donald J. Trump | REP | 44 | 42.31% | |
| Uncommitted | | 0 | 0.00% | |
| Write-in Votes | | 0 | 0.00% | |

| DEM President | | DEM | Total | |
|---------------------|-----|-----|--------|---------|
| Number of Precincts | | | 1 | |
| Precincts Reporting | | | 1 | 100.0 % |
| Total Votes | | | 39 | |
| Hillary Clinton | DEM | 19 | 48.72% | |
| Rocky De La Fuente | DEM | 0 | 0.00% | |
| Martin J. O'Malley | DEM | 0 | 0.00% | |
| Bernie Sanders | DEM | 19 | 48.72% | |
| Uncommitted | | 1 | 2.56% | |
| Write-in Votes | | 0 | 0.00% | |

Election Summary Report
Presque Isle County, MI
2016 Presidential Primary

Date:03/08/16
Time:20:24:22
Page:1 of 1

Summary For Bismarck Township, Precinct 1, All Counters, All Races

Registered Voters 323 - Cards Cast 108 33.44%

Num. Report Precinct 1 - Num. Reporting 1 100.00%

| REP President | | REP | Total | |
|---------------------|-----|-----|--------|---------|
| Number of Precincts | | | 1 | |
| Precincts Reporting | | | 1 | 100.0 % |
| Total Votes | | | 80 | |
| Jeb Bush | REP | 0 | 0.00% | |
| Ben Carson | REP | 0 | 0.00% | |
| Chris Christie | REP | 0 | 0.00% | |
| Ted Cruz | REP | 22 | 27.50% | |
| Carly Fiorina | REP | 0 | 0.00% | |
| Lindsey Graham | REP | 0 | 0.00% | |
| Mike Huckabee | REP | 0 | 0.00% | |
| John R. Kasich | REP | 13 | 16.25% | |
| George Pataki | REP | 0 | 0.00% | |
| Rand Paul | REP | 0 | 0.00% | |
| Marco Rubio | REP | 12 | 15.00% | |
| Rick Santorum | REP | 0 | 0.00% | |
| Donald J. Trump | REP | 31 | 38.75% | |
| Uncommitted | | 2 | 2.50% | |
| Write-in Votes | | 0 | 0.00% | |

| DEM President | | DEM | Total | |
|---------------------|-----|-----|--------|---------|
| Number of Precincts | | | 1 | |
| Precincts Reporting | | | 1 | 100.0 % |
| Total Votes | | | 28 | |
| Hillary Clinton | DEM | 10 | 35.71% | |
| Rocky De La Fuente | DEM | 0 | 0.00% | |
| Martin J. O'Malley | DEM | 0 | 0.00% | |
| Bernie Sanders | DEM | 16 | 57.14% | |
| Uncommitted | | 2 | 7.14% | |
| Write-in Votes | | 0 | 0.00% | |

Election Summary Report
Presque Isle County, MI
2016 Presidential Primary

Date:03/08/16
Time:20:22:34
Page:1 of 1

Summary For Case Township, Precinct 1, All Counters, All Races

Registered Voters 642 - Cards Cast 207 32.24%

Num. Report Precinct 1 - Num. Reporting 1 100.00%

| REP President | | REP | Total | |
|---------------------|-----|-----|--------|---------|
| Number of Precincts | | | 1 | |
| Precincts Reporting | | | 1 | 100.0 % |
| Total Votes | | | 137 | |
| Jeb Bush | REP | 2 | 1.46% | |
| Ben Carson | REP | 5 | 3.65% | |
| Chris Christie | REP | 0 | 0.00% | |
| Ted Cruz | REP | 36 | 26.28% | |
| Carly Fiorina | REP | 1 | 0.73% | |
| Lindsey Graham | REP | 0 | 0.00% | |
| Mike Huckabee | REP | 0 | 0.00% | |
| John R. Kasich | REP | 13 | 9.49% | |
| George Pataki | REP | 0 | 0.00% | |
| Rand Paul | REP | 0 | 0.00% | |
| Marco Rubio | REP | 21 | 15.33% | |
| Rick Santorum | REP | 0 | 0.00% | |
| Donald J. Trump | REP | 57 | 41.61% | |
| Uncommitted | | 2 | 1.46% | |
| Write-in Votes | | 0 | 0.00% | |

| DEM President | | DEM | Total | |
|---------------------|-----|-----|--------|---------|
| Number of Precincts | | | 1 | |
| Precincts Reporting | | | 1 | 100.0 % |
| Total Votes | | | 69 | |
| Hillary Clinton | DEM | 44 | 63.77% | |
| Rocky De La Fuente | DEM | 0 | 0.00% | |
| Martin J. O'Malley | DEM | 0 | 0.00% | |
| Bernie Sanders | DEM | 21 | 30.43% | |
| Uncommitted | | 4 | 5.80% | |
| Write-in Votes | | 0 | 0.00% | |

Election Summary Report
Presque Isle County, MI
2016 Presidential Primary

Date:03/08/16
Time:20:45:45
Page:1 of 1

Summary For Krakow Township, Precinct 1, All Counters, All Races

Registered Voters 582 - Cards Cast 185 31.79%

Num. Report Precinct 1 - Num. Reporting 1 100.00%

| REP President | REP | Total | |
|---------------------|-----|-------|---------|
| Number of Precincts | | 1 | |
| Precincts Reporting | | 1 | 100.0 % |
| Total Votes | | 104 | |
| Jeb Bush | REP | 1 | 0.96% |
| Ben Carson | REP | 0 | 0.00% |
| Chris Christie | REP | 0 | 0.00% |
| Ted Cruz | REP | 26 | 25.00% |
| Carly Fiorina | REP | 1 | 0.96% |
| Lindsey Graham | REP | 0 | 0.00% |
| Mike Huckabee | REP | 0 | 0.00% |
| John R. Kasich | REP | 16 | 15.38% |
| George Pataki | REP | 0 | 0.00% |
| Rand Paul | REP | 0 | 0.00% |
| Marco Rubio | REP | 9 | 8.65% |
| Rick Santorum | REP | 0 | 0.00% |
| Donald J. Trump | REP | 49 | 47.12% |
| Uncommitted | | 2 | 1.92% |
| Write-in Votes | | 0 | 0.00% |

| DEM President | DEM | Total | |
|---------------------|-----|-------|---------|
| Number of Precincts | | 1 | |
| Precincts Reporting | | 1 | 100.0 % |
| Total Votes | | 81 | |
| Hillary Clinton | DEM | 42 | 51.85% |
| Rocky De La Fuente | DEM | 0 | 0.00% |
| Martin J. O'Malley | DEM | 1 | 1.23% |
| Bernie Sanders | DEM | 34 | 41.98% |
| Uncommitted | | 4 | 4.94% |
| Write-in Votes | | 0 | 0.00% |

Election Summary Report
Presque Isle County, MI
2016 Presidential Primary

Date:03/08/16
Time:20:42:32
Page:1 of 1

Summary For Metz Township, Precinct 1, All Counters, All Races

Registered Voters 226 - Cards Cast 65 28.76%

Num. Report Precinct 1 - Num. Reporting 1 100.00%

| REP President | | REP | Total | |
|---------------------|-----|-----|--------|---------|
| Number of Precincts | | | 1 | |
| Precincts Reporting | | | 1 | 100.0 % |
| Total Votes | | | 36 | |
| Jeb Bush | REP | 0 | 0.00% | |
| Ben Carson | REP | 1 | 2.78% | |
| Chris Christie | REP | 0 | 0.00% | |
| Ted Cruz | REP | 10 | 27.78% | |
| Carly Fiorina | REP | 0 | 0.00% | |
| Lindsey Graham | REP | 0 | 0.00% | |
| Mike Huckabee | REP | 0 | 0.00% | |
| John R. Kasich | REP | 7 | 19.44% | |
| George Pataki | REP | 0 | 0.00% | |
| Rand Paul | REP | 0 | 0.00% | |
| Marco Rubio | REP | 1 | 2.78% | |
| Rick Santorum | REP | 0 | 0.00% | |
| Donald J. Trump | REP | 17 | 47.22% | |
| Uncommitted | | 0 | 0.00% | |
| Write-in Votes | | 0 | 0.00% | |

| DEM President | | DEM | Total | |
|---------------------|-----|-----|--------|---------|
| Number of Precincts | | | 1 | |
| Precincts Reporting | | | 1 | 100.0 % |
| Total Votes | | | 29 | |
| Hillary Clinton | DEM | 18 | 62.07% | |
| Rocky De La Fuente | DEM | 0 | 0.00% | |
| Martin J. O'Malley | DEM | 0 | 0.00% | |
| Bernie Sanders | DEM | 11 | 37.93% | |
| Uncommitted | | 0 | 0.00% | |
| Write-in Votes | | 0 | 0.00% | |

Election Summary Report
Presque Isle County, MI
2016 Presidential Primary

Date:03/08/16
Time:21:35:44
Page:1 of 1

Summary For Moltke Township, Precinct 1, All Counters, All Races

Registered Voters 238 - Cards Cast 72 30.25%

Num. Report Precinct 1 - Num. Reporting 1 100.00%

| REP President | | REP | Total | |
|---------------------|-----|-----|--------|---------|
| Number of Precincts | | | 1 | |
| Precincts Reporting | | | 1 | 100.0 % |
| Total Votes | | | 54 | |
| Jeb Bush | REP | 0 | 0.00% | |
| Ben Carson | REP | 1 | 1.85% | |
| Chris Christie | REP | 0 | 0.00% | |
| Ted Cruz | REP | 8 | 14.81% | |
| Carly Fiorina | REP | 0 | 0.00% | |
| Lindsey Graham | REP | 0 | 0.00% | |
| Mike Huckabee | REP | 0 | 0.00% | |
| John R. Kasich | REP | 0 | 0.00% | |
| George Pataki | REP | 12 | 22.22% | |
| Rand Paul | REP | 0 | 0.00% | |
| Marco Rubio | REP | 9 | 16.67% | |
| Rick Santorum | REP | 0 | 0.00% | |
| Donald J. Trump | REP | 24 | 44.44% | |
| Uncommitted | | 0 | 0.00% | |
| Write-in Votes | | 0 | 0.00% | |

| DEM President | | DEM | Total | |
|---------------------|-----|-----|--------|---------|
| Number of Precincts | | | 1 | |
| Precincts Reporting | | | 1 | 100.0 % |
| Total Votes | | | 18 | |
| Hillary Clinton | DEM | 8 | 44.44% | |
| Rocky De La Fuente | DEM | 0 | 0.00% | |
| Martin J. O'Malley | DEM | 0 | 0.00% | |
| Bernie Sanders | DEM | 10 | 55.56% | |
| Uncommitted | | 0 | 0.00% | |
| Write-in Votes | | 0 | 0.00% | |

Election Summary Report
Presque Isle County, MI
2016 Presidential Primary

Date:03/08/16
Time:20:51:45
Page:1 of 1

Summary For North Allis Township, Precinct 1, All Counters, All Races

Registered Voters 411 - Cards Cast 125 30.41%

Num. Report Precinct 1 - Num. Reporting 1 100.00%

| REP President | | REP | Total | |
|---------------------|-----|-----|--------|---------|
| Number of Precincts | | | 1 | |
| Precincts Reporting | | | 1 | 100.0 % |
| Total Votes | | | 72 | |
| Jeb Bush | REP | 0 | 0.00% | |
| Ben Carson | REP | 0 | 0.00% | |
| Chris Christie | REP | 0 | 0.00% | |
| Ted Cruz | REP | 13 | 18.06% | |
| Carly Fiorina | REP | 0 | 0.00% | |
| Lindsey Graham | REP | 0 | 0.00% | |
| Mike Huckabee | REP | 0 | 0.00% | |
| John R. Kasich | REP | 13 | 18.06% | |
| George Pataki | REP | 0 | 0.00% | |
| Rand Paul | REP | 0 | 0.00% | |
| Marco Rubio | REP | 9 | 12.50% | |
| Rick Santorum | REP | 1 | 1.39% | |
| Donald J. Trump | REP | 36 | 50.00% | |
| Uncommitted | | 0 | 0.00% | |
| Write-in Votes | | 0 | 0.00% | |

| DEM President | | DEM | Total | |
|---------------------|-----|-----|--------|---------|
| Number of Precincts | | | 1 | |
| Precincts Reporting | | | 1 | 100.0 % |
| Total Votes | | | 53 | |
| Hillary Clinton | DEM | 25 | 47.17% | |
| Rocky De La Fuente | DEM | 0 | 0.00% | |
| Martin J. O'Malley | DEM | 0 | 0.00% | |
| Bernie Sanders | DEM | 27 | 50.94% | |
| Uncommitted | | 1 | 1.89% | |
| Write-in Votes | | 0 | 0.00% | |

Election Summary Report
Presque Isle County, MI
2016 Presidential Primary

Date:03/08/16
Time:20:20:46
Page:1 of 1

Summary For Ocqueoc Township, Precinct 1, All Counters, All Races

Registered Voters 536 - Cards Cast 203 37.87%

Num. Report Precinct 1 - Num. Reporting 1 100.00%

| REP President | | REP | Total | |
|---------------------|-----|-----|--------|---------|
| Number of Precincts | | | 1 | |
| Precincts Reporting | | | 1 | 100.0 % |
| Total Votes | | | 122 | |
| Jeb Bush | REP | 1 | 0.82% | |
| Ben Carson | REP | 0 | 0.00% | |
| Chris Christie | REP | 0 | 0.00% | |
| Ted Cruz | REP | 24 | 19.67% | |
| Carly Fiorina | REP | 1 | 0.82% | |
| Lindsey Graham | REP | 0 | 0.00% | |
| Mike Huckabee | REP | 0 | 0.00% | |
| John R. Kasich | REP | 19 | 15.57% | |
| George Pataki | REP | 0 | 0.00% | |
| Rand Paul | REP | 0 | 0.00% | |
| Marco Rubio | REP | 16 | 13.11% | |
| Rick Santorum | REP | 0 | 0.00% | |
| Donald J. Trump | REP | 55 | 45.08% | |
| Uncommitted | | 6 | 4.92% | |
| Write-in Votes | | 0 | 0.00% | |

| DEM President | | DEM | Total | |
|---------------------|-----|-----|--------|---------|
| Number of Precincts | | | 1 | |
| Precincts Reporting | | | 1 | 100.0 % |
| Total Votes | | | 81 | |
| Hillary Clinton | DEM | 43 | 53.09% | |
| Rocky De La Fuente | DEM | 0 | 0.00% | |
| Martin J. O'Malley | DEM | 2 | 2.47% | |
| Bernie Sanders | DEM | 35 | 43.21% | |
| Uncommitted | | 1 | 1.23% | |
| Write-in Votes | | 0 | 0.00% | |

Election Summary Report
Presque Isle County, MI
2016 Presidential Primary

Date:03/08/16
Time:20:58:21
Page:1 of 1

Summary For City of Onaway, Precinct 1, All Counters, All Races

Registered Voters 627 - Cards Cast 155 24.72%

Num. Report Precinct 1 - Num. Reporting 1 100.00%

| REP President | | REP | Total | |
|---------------------|-----|-----|--------|---------|
| Number of Precincts | | | 1 | |
| Precincts Reporting | | | 1 | 100.0 % |
| Total Votes | | | 84 | |
| Jeb Bush | REP | 2 | 2.38% | |
| Ben Carson | REP | 2 | 2.38% | |
| Chris Christie | REP | 0 | 0.00% | |
| Ted Cruz | REP | 16 | 19.05% | |
| Carly Fiorina | REP | 0 | 0.00% | |
| Lindsey Graham | REP | 0 | 0.00% | |
| Mike Huckabee | REP | 0 | 0.00% | |
| John R. Kasich | REP | 15 | 17.86% | |
| George Pataki | REP | 0 | 0.00% | |
| Rand Paul | REP | 0 | 0.00% | |
| Marco Rubio | REP | 12 | 14.29% | |
| Rick Santorum | REP | 1 | 1.19% | |
| Donald J. Trump | REP | 34 | 40.48% | |
| Uncommitted | | 2 | 2.38% | |
| Write-in Votes | | 0 | 0.00% | |

| DEM President | | DEM | Total | |
|---------------------|-----|-----|--------|---------|
| Number of Precincts | | | 1 | |
| Precincts Reporting | | | 1 | 100.0 % |
| Total Votes | | | 70 | |
| Hillary Clinton | DEM | 30 | 42.86% | |
| Rocky De La Fuente | DEM | 1 | 1.43% | |
| Martin J. O'Malley | DEM | 0 | 0.00% | |
| Bernie Sanders | DEM | 36 | 51.43% | |
| Uncommitted | | 3 | 4.29% | |
| Write-in Votes | | 0 | 0.00% | |

Election Summary Report
Presque Isle County, MI
2016 Presidential Primary

Date:03/08/16
Time:20:21:11
Page:1 of 1

Summary For Posen Township, Precinct 1, All Counters, All Races

Registered Voters 621 - Cards Cast 154 24.80%

Num. Report Precinct 1 - Num. Reporting 1 100.00%

| REP President | | REP | Total | |
|---------------------|-----|-----|--------|---------|
| Number of Precincts | | | 1 | |
| Precincts Reporting | | | 1 | 100.0 % |
| Total Votes | | | 78 | |
| Jeb Bush | REP | 0 | 0.00% | |
| Ben Carson | REP | 1 | 1.28% | |
| Chris Christie | REP | 0 | 0.00% | |
| Ted Cruz | REP | 26 | 33.33% | |
| Carly Fiorina | REP | 0 | 0.00% | |
| Lindsey Graham | REP | 0 | 0.00% | |
| Mike Huckabee | REP | 0 | 0.00% | |
| John R. Kasich | REP | 9 | 11.54% | |
| George Pataki | REP | 0 | 0.00% | |
| Rand Paul | REP | 0 | 0.00% | |
| Marco Rubio | REP | 2 | 2.56% | |
| Rick Santorum | REP | 0 | 0.00% | |
| Donald J. Trump | REP | 39 | 50.00% | |
| Uncommitted | | 1 | 1.28% | |
| Write-in Votes | | 0 | 0.00% | |

| DEM President | | DEM | Total | |
|---------------------|-----|-----|--------|---------|
| Number of Precincts | | | 1 | |
| Precincts Reporting | | | 1 | 100.0 % |
| Total Votes | | | 76 | |
| Hillary Clinton | DEM | 36 | 47.37% | |
| Rocky De La Fuente | DEM | 0 | 0.00% | |
| Martin J. O'Malley | DEM | 0 | 0.00% | |
| Bernie Sanders | DEM | 39 | 51.32% | |
| Uncommitted | | 1 | 1.32% | |
| Write-in Votes | | 0 | 0.00% | |

Election Summary Report
Presque Isle County, MI
2016 Presidential Primary

Date:03/08/16
Time:20:45:01
Page:1 of 1

Summary For Presque Isle Township, Precinct 1, All Counters, All Races

Registered Voters 1592 - Cards Cast 592 37.19%

Num. Report Precinct 1 - Num. Reporting 1 100.00%

| REP President | REP | Total | |
|---------------------|-----|-------|---------|
| Number of Precincts | | 1 | |
| Precincts Reporting | | 1 | 100.0 % |
| Total Votes | | 396 | |
| Jeb Bush | REP | 3 | 0.76% |
| Ben Carson | REP | 5 | 1.26% |
| Chris Christie | REP | 3 | 0.76% |
| Ted Cruz | REP | 82 | 20.71% |
| Carly Fiorina | REP | 2 | 0.51% |
| Lindsey Graham | REP | 0 | 0.00% |
| Mike Huckabee | REP | 0 | 0.00% |
| John R. Kasich | REP | 96 | 24.24% |
| George Pataki | REP | 0 | 0.00% |
| Rand Paul | REP | 1 | 0.25% |
| Marco Rubio | REP | 42 | 10.61% |
| Rick Santorum | REP | 1 | 0.25% |
| Donald J. Trump | REP | 155 | 39.14% |
| Uncommitted | | 6 | 1.52% |
| Write-in Votes | | 0 | 0.00% |

| DEM President | DEM | Total | |
|---------------------|-----|-------|---------|
| Number of Precincts | | 1 | |
| Precincts Reporting | | 1 | 100.0 % |
| Total Votes | | 196 | |
| Hillary Clinton | DEM | 88 | 44.90% |
| Rocky De La Fuente | DEM | 0 | 0.00% |
| Martin J. O'Malley | DEM | 3 | 1.53% |
| Bernie Sanders | DEM | 102 | 52.04% |
| Uncommitted | | 3 | 1.53% |
| Write-in Votes | | 0 | 0.00% |

Election Summary Report
Presque Isle County, MI
2016 Presidential Primary

Date:03/08/16
Time:22:02:34
Page:1 of 1

Summary For Pulawski Township, Precinct 1, All Counters, All Races

Registered Voters 242 - Cards Cast 79 32.64%

Num. Report Precinct 1 - Num. Reporting 1 100.00%

| REP President | | REP | Total | |
|---------------------|-----|-----|--------|---------|
| Number of Precincts | | | 1 | |
| Precincts Reporting | | | 1 | 100.0 % |
| Total Votes | | | 44 | |
| Jeb Bush | REP | 0 | 0.00% | |
| Ben Carson | REP | 0 | 0.00% | |
| Chris Christie | REP | 0 | 0.00% | |
| Ted Cruz | REP | 8 | 18.18% | |
| Carly Fiorina | REP | 0 | 0.00% | |
| Lindsey Graham | REP | 0 | 0.00% | |
| Mike Huckabee | REP | 0 | 0.00% | |
| John R. Kasich | REP | 3 | 6.82% | |
| George Pataki | REP | 0 | 0.00% | |
| Rand Paul | REP | 0 | 0.00% | |
| Marco Rubio | REP | 7 | 15.91% | |
| Rick Santorum | REP | 0 | 0.00% | |
| Donald J. Trump | REP | 25 | 56.82% | |
| Uncommitted | | 1 | 2.27% | |
| Write-in Votes | | 0 | 0.00% | |

| DEM President | | DEM | Total | |
|---------------------|-----|-----|--------|---------|
| Number of Precincts | | | 1 | |
| Precincts Reporting | | | 1 | 100.0 % |
| Total Votes | | | 35 | |
| Hillary Clinton | DEM | 21 | 60.00% | |
| Rocky De La Fuente | DEM | 0 | 0.00% | |
| Martin J. O'Malley | DEM | 0 | 0.00% | |
| Bernie Sanders | DEM | 13 | 37.14% | |
| Uncommitted | | 1 | 2.86% | |
| Write-in Votes | | 0 | 0.00% | |

Election Summary Report
Presque Isle County, MI
2016 Presidential Primary

Date:03/08/16
Time:21:21:03
Page:1 of 1

Summary For City of Rogers City, Precinct 1, All Counters, All Races

Registered Voters 1088 - Cards Cast 306 28.13%

Num. Report Precinct 1 - Num. Reporting 1 100.00%

| REP President | | REP | Total | |
|---------------------|-----|-----|--------|---------|
| Number of Precincts | | | 1 | |
| Precincts Reporting | | | 1 | 100.0 % |
| Total Votes | | | 180 | |
| Jeb Bush | REP | 1 | 0.56% | |
| Ben Carson | REP | 1 | 0.56% | |
| Chris Christie | REP | 0 | 0.00% | |
| Ted Cruz | REP | 48 | 26.67% | |
| Carly Fiorina | REP | 0 | 0.00% | |
| Lindsey Graham | REP | 0 | 0.00% | |
| Mike Huckabee | REP | 0 | 0.00% | |
| John R. Kasich | REP | 45 | 25.00% | |
| George Pataki | REP | 0 | 0.00% | |
| Rand Paul | REP | 0 | 0.00% | |
| Marco Rubio | REP | 22 | 12.22% | |
| Rick Santorum | REP | 0 | 0.00% | |
| Donald J. Trump | REP | 61 | 33.89% | |
| Uncommitted | | 2 | 1.11% | |
| Write-in Votes | | 0 | 0.00% | |

| DEM President | | DEM | Total | |
|---------------------|-----|-----|--------|---------|
| Number of Precincts | | | 1 | |
| Precincts Reporting | | | 1 | 100.0 % |
| Total Votes | | | 126 | |
| Hillary Clinton | DEM | 50 | 39.68% | |
| Rocky De La Fuente | DEM | 1 | 0.79% | |
| Martin J. O'Malley | DEM | 1 | 0.79% | |
| Bernie Sanders | DEM | 73 | 57.94% | |
| Uncommitted | | 1 | 0.79% | |
| Write-in Votes | | 0 | 0.00% | |

Election Summary Report
Presque Isle County, MI
2016 Presidential Primary

Date:03/08/16
Time:21:21:11
Page:1 of 1

Summary For City of Rogers City, Precinct 2, All Counters, All Races

Registered Voters 1083 - Cards Cast 328 30.29%

Num. Report Precinct 1 - Num. Reporting 1 100.00%

| REP President | | REP | Total | |
|---------------------|-----|-----|--------|---------|
| Number of Precincts | | | 1 | |
| Precincts Reporting | | | 1 | 100.0 % |
| Total Votes | | | 203 | |
| Jeb Bush | REP | 1 | 0.49% | |
| Ben Carson | REP | 0 | 0.00% | |
| Chris Christie | REP | 1 | 0.49% | |
| Ted Cruz | REP | 57 | 28.08% | |
| Carly Fiorina | REP | 0 | 0.00% | |
| Lindsey Graham | REP | 0 | 0.00% | |
| Mike Huckabee | REP | 1 | 0.49% | |
| John R. Kasich | REP | 43 | 21.18% | |
| George Pataki | REP | 0 | 0.00% | |
| Rand Paul | REP | 1 | 0.49% | |
| Marco Rubio | REP | 17 | 8.37% | |
| Rick Santorum | REP | 0 | 0.00% | |
| Donald J. Trump | REP | 80 | 39.41% | |
| Uncommitted | | 2 | 0.99% | |
| Write-in Votes | | 0 | 0.00% | |

| DEM President | | DEM | Total | |
|---------------------|-----|-----|--------|---------|
| Number of Precincts | | | 1 | |
| Precincts Reporting | | | 1 | 100.0 % |
| Total Votes | | | 125 | |
| Hillary Clinton | DEM | 60 | 48.00% | |
| Rocky De La Fuente | DEM | 0 | 0.00% | |
| Martin J. O'Malley | DEM | 1 | 0.80% | |
| Bernie Sanders | DEM | 60 | 48.00% | |
| Uncommitted | | 4 | 3.20% | |
| Write-in Votes | | 0 | 0.00% | |

Election Summary Report
Presque Isle County, MI
2016 Presidential Primary

Date:03/08/16
Time:21:21:20
Page:1 of 1

Summary For Rogers Township, Precinct 1, All Counters, All Races

Registered Voters 806 - Cards Cast 299 37.10%

Num. Report Precinct 1 - Num. Reporting 1 100.00%

| REP President | | REP | Total | |
|---------------------|-----|-----|--------|---------|
| Number of Precincts | | | 1 | |
| Precincts Reporting | | | 1 | 100.0 % |
| Total Votes | | | 206 | |
| Jeb Bush | REP | 0 | 0.00% | |
| Ben Carson | REP | 7 | 3.40% | |
| Chris Christie | REP | 0 | 0.00% | |
| Ted Cruz | REP | 53 | 25.73% | |
| Carly Fiorina | REP | 0 | 0.00% | |
| Lindsey Graham | REP | 0 | 0.00% | |
| Mike Huckabee | REP | 1 | 0.49% | |
| John R. Kasich | REP | 54 | 26.21% | |
| George Pataki | REP | 0 | 0.00% | |
| Rand Paul | REP | 0 | 0.00% | |
| Marco Rubio | REP | 13 | 6.31% | |
| Rick Santorum | REP | 0 | 0.00% | |
| Donald J. Trump | REP | 73 | 35.44% | |
| Uncommitted | | 5 | 2.43% | |
| Write-in Votes | | 0 | 0.00% | |

| DEM President | | DEM | Total | |
|---------------------|-----|-----|--------|---------|
| Number of Precincts | | | 1 | |
| Precincts Reporting | | | 1 | 100.0 % |
| Total Votes | | | 92 | |
| Hillary Clinton | DEM | 44 | 47.83% | |
| Rocky De La Fuente | DEM | 0 | 0.00% | |
| Martin J. O'Malley | DEM | 0 | 0.00% | |
| Bernie Sanders | DEM | 44 | 47.83% | |
| Uncommitted | | 4 | 4.35% | |
| Write-in Votes | | 0 | 0.00% | |

Statement of Votes Cast
Roscommon County, MI
2016 Presidential Primary

Date:03/14/16
Time:10:51:31
Page:1 of 8

SOVC For Jurisdiction Wide, All Counters, All Races

| | TURN OUT | | |
|--------------------------------|----------------|---------------|--------------|
| | Reg. Voters | Cards Cast | % Turnout |
| Jurisdiction Wide | | | |
| Au Sable Township, Precinct 1 | 222 | 72 | 32.43% |
| Backus Township, Precinct 1 | 253 | 69 | 27.27% |
| Denton Township, Precinct 1 | 2636 | 980 | 37.18% |
| Denton Township, Precinct 2 | 2251 | 761 | 33.81% |
| Gerrish Township, Precinct 1 | 2646 | 1061 | 40.10% |
| Higgins Township, Precinct 1 | 1575 | 416 | 26.41% |
| Lake Township, Precinct 1 | 1176 | 411 | 34.95% |
| Lyon Township, Precinct 1 | 1298 | 460 | 35.44% |
| Markey Township, Precinct 1 | 2101 | 744 | 35.41% |
| Nester Township, Precinct 1 | 272 | 87 | 31.99% |
| Richfield Township, Precinct 1 | 1784 | 527 | 29.54% |
| Richfield Township, Precinct 2 | 1458 | 366 | 25.10% |
| Roscommon Township, Precinct 1 | 1467 | 415 | 28.29% |
| Roscommon Township, Precinct 2 | 2336 | 621 | 26.58% |
| Total | 21475 | 6990 | 32.55% |

RECEIVED/FILED
MICHIGAN DEPT OF STATE
2016 MAR 16 AM 10:33
ELECTIONS/GREAT SEAL

Statement of Votes Cast
Roscommon County, MI
2016 Presidential Primary
SOVC For Jurisdiction Wide, All Counters, All Races

Date:03/14/16

Time:10:51:31

Page:2 of 8

| | REP President | | | | | | | | | | |
|--------------------------------|----------------|------------------|----------------|----------------|-------|------------------|--------|-------------------------|-------|----------------|--------|
| | Reg. Voters | Times Counted | Total Votes | Jeb Bush (REP) | | Ben Carson (REP) | | Chris Christie (REP) | | Ted Cruz (REP) | |
| Jurisdiction Wide | | | | | | | | | | | |
| Au Sable Township, Precinct 1 | 222 | 49 | 49 | 1 | 2.04% | 6 | 12.24% | 0 | 0.00% | 5 | 10.20% |
| Backus Township, Precinct 1 | 253 | 43 | 43 | 0 | 0.00% | 1 | 2.33% | 0 | 0.00% | 5 | 11.63% |
| Denton Township, Precinct 1 | 2636 | 615 | 614 | 13 | 2.12% | 14 | 2.28% | 9 | 1.47% | 89 | 14.50% |
| Denton Township, Precinct 2 | 2251 | 503 | 501 | 6 | 1.20% | 8 | 1.60% | 2 | 0.40% | 98 | 19.56% |
| Gerrish Township, Precinct 1 | 2646 | 721 | 721 | 14 | 1.94% | 16 | 2.22% | 4 | 0.55% | 123 | 17.06% |
| Higgins Township, Precinct 1 | 1575 | 269 | 269 | 0 | 0.00% | 6 | 2.23% | 0 | 0.00% | 52 | 19.33% |
| Lake Township, Precinct 1 | 1176 | 286 | 286 | 3 | 1.05% | 10 | 3.50% | 1 | 0.35% | 49 | 17.13% |
| Lyon Township, Precinct 1 | 1298 | 297 | 297 | 5 | 1.68% | 2 | 0.67% | 1 | 0.34% | 47 | 15.82% |
| Markey Township, Precinct 1 | 2101 | 486 | 486 | 5 | 1.03% | 12 | 2.47% | 0 | 0.00% | 69 | 14.20% |
| Nester Township, Precinct 1 | 272 | 67 | 67 | 0 | 0.00% | 0 | 0.00% | 0 | 0.00% | 10 | 14.93% |
| Richfield Township, Precinct 1 | 1784 | 321 | 319 | 4 | 1.25% | 6 | 1.88% | 2 | 0.63% | 47 | 14.73% |
| Richfield Township, Precinct 2 | 1458 | 221 | 220 | 5 | 2.27% | 8 | 3.64% | 0 | 0.00% | 32 | 14.55% |
| Roscommon Township, Precinct 1 | 1467 | 262 | 262 | 7 | 2.67% | 10 | 3.82% | 0 | 0.00% | 43 | 16.41% |
| Roscommon Township, Precinct 2 | 2336 | 385 | 385 | 2 | 0.52% | 7 | 1.82% | 2 | 0.52% | 79 | 20.52% |
| Total | 21475 | 4525 | 4519 | 65 | 1.44% | 106 | 2.35% | 21 | 0.46% | 748 | 16.55% |

Statement of Votes Cast
Roscommon County, MI
2016 Presidential Primary

Date:03/14/16
Time:10:51:31
Page:3 of 8

SOVC For Jurisdiction Wide, All Counters, All Races

| | REP President | | | | | | | | | |
|--------------------------------|------------------------|-------|-------------------------|-------|------------------------|-------|-------------------------|--------|------------------------|-------|
| | Carly Fiorina (REP) | | Lindsey Graham (REP) | | Mike Huckabee (REP) | | John R. Kasich (REP) | | George Pataki (REP) | |
| Jurisdiction Wide | | | | | | | | | | |
| Au Sable Township, Precinct 1 | 0 | 0.00% | 0 | 0.00% | 0 | 0.00% | 14 | 28.57% | 0 | 0.00% |
| Backus Township, Precinct 1 | 0 | 0.00% | 0 | 0.00% | 0 | 0.00% | 9 | 20.93% | 0 | 0.00% |
| Denton Township, Precinct 1 | 0 | 0.00% | 0 | 0.00% | 1 | 0.16% | 90 | 14.66% | 1 | 0.16% |
| Denton Township, Precinct 2 | 5 | 1.00% | 0 | 0.00% | 5 | 1.00% | 69 | 13.77% | 0 | 0.00% |
| Gerrish Township, Precinct 1 | 6 | 0.83% | 0 | 0.00% | 0 | 0.00% | 142 | 19.69% | 0 | 0.00% |
| Higgins Township, Precinct 1 | 1 | 0.37% | 0 | 0.00% | 3 | 1.12% | 68 | 25.28% | 0 | 0.00% |
| Lake Township, Precinct 1 | 0 | 0.00% | 0 | 0.00% | 4 | 1.40% | 45 | 15.73% | 0 | 0.00% |
| Lyon Township, Precinct 1 | 2 | 0.67% | 0 | 0.00% | 2 | 0.67% | 55 | 18.52% | 0 | 0.00% |
| Markey Township, Precinct 1 | 0 | 0.00% | 0 | 0.00% | 1 | 0.21% | 79 | 16.26% | 0 | 0.00% |
| Nester Township, Precinct 1 | 0 | 0.00% | 0 | 0.00% | 0 | 0.00% | 10 | 14.93% | 0 | 0.00% |
| Richfield Township, Precinct 1 | 0 | 0.00% | 0 | 0.00% | 1 | 0.31% | 36 | 11.29% | 0 | 0.00% |
| Richfield Township, Precinct 2 | 1 | 0.45% | 0 | 0.00% | 2 | 0.91% | 24 | 10.91% | 0 | 0.00% |
| Roscommon Township, Precinct 1 | 4 | 1.53% | 0 | 0.00% | 0 | 0.00% | 34 | 12.98% | 0 | 0.00% |
| Roscommon Township, Precinct 2 | 0 | 0.00% | 0 | 0.00% | 1 | 0.26% | 51 | 13.25% | 0 | 0.00% |
| Total | 19 | 0.42% | 0 | 0.00% | 20 | 0.44% | 726 | 16.07% | 1 | 0.02% |

Statement of Votes Cast
Roscommon County, MI
2016 Presidential Primary

Date:03/14/16
Time:10:51:31
Page:4 of 8

SOVC For Jurisdiction Wide, All Counters, All Races

| | REP President | | | | | | | | | |
|--------------------------------|-----------------|-------|-------------------|--------|---------------------|-------|-----------------------|--------|-------------|-------|
| | Rand Paul (REP) | | Marco Rubio (REP) | | Rick Santorum (REP) | | Donald J. Trump (REP) | | Uncommitted | |
| Jurisdiction Wide | | | | | | | | | | |
| Au Sable Township, Precinct 1 | 0 | 0.00% | 3 | 6.12% | 0 | 0.00% | 19 | 38.78% | 1 | 2.04% |
| Backus Township, Precinct 1 | 0 | 0.00% | 4 | 9.30% | 0 | 0.00% | 23 | 53.49% | 1 | 2.33% |
| Denton Township, Precinct 1 | 3 | 0.49% | 53 | 8.63% | 0 | 0.00% | 315 | 51.30% | 26 | 4.23% |
| Denton Township, Precinct 2 | 1 | 0.20% | 53 | 10.58% | 3 | 0.60% | 242 | 48.30% | 9 | 1.80% |
| Gerrish Township, Precinct 1 | 2 | 0.28% | 78 | 10.82% | 0 | 0.00% | 320 | 44.38% | 15 | 2.08% |
| Higgins Township, Precinct 1 | 0 | 0.00% | 33 | 12.27% | 0 | 0.00% | 102 | 37.92% | 4 | 1.49% |
| Lake Township, Precinct 1 | 0 | 0.00% | 20 | 6.99% | 0 | 0.00% | 146 | 51.05% | 8 | 2.80% |
| Lyon Township, Precinct 1 | 1 | 0.34% | 27 | 9.09% | 0 | 0.00% | 138 | 46.46% | 16 | 5.39% |
| Markey Township, Precinct 1 | 3 | 0.62% | 43 | 8.85% | 1 | 0.21% | 259 | 53.29% | 14 | 2.88% |
| Nester Township, Precinct 1 | 0 | 0.00% | 9 | 13.43% | 1 | 1.49% | 37 | 55.22% | 0 | 0.00% |
| Richfield Township, Precinct 1 | 0 | 0.00% | 22 | 6.90% | 1 | 0.31% | 195 | 61.13% | 5 | 1.57% |
| Richfield Township, Precinct 2 | 0 | 0.00% | 16 | 7.27% | 1 | 0.45% | 128 | 58.18% | 3 | 1.36% |
| Roscommon Township, Precinct 1 | 1 | 0.38% | 14 | 5.34% | 1 | 0.38% | 145 | 55.34% | 3 | 1.15% |
| Roscommon Township, Precinct 2 | 2 | 0.52% | 34 | 8.83% | 0 | 0.00% | 188 | 48.83% | 18 | 4.68% |
| Total | 13 | 0.29% | 409 | 9.05% | 8 | 0.18% | 2257 | 49.94% | 123 | 2.72% |

Statement of Votes Cast
Roscommon County, MI
2016 Presidential Primary

Date:03/14/16
Time:10:51:31
Page:5 of 8

SOVC For Jurisdiction Wide, All Counters, All Races

| | REP President | |
|--------------------------------|----------------|-------|
| | Write-In Votes | |
| Jurisdiction Wide | | |
| Au Sable Township, Precinct 1 | 0 | 0.00% |
| Backus Township, Precinct 1 | 0 | 0.00% |
| Denton Township, Precinct 1 | 0 | 0.00% |
| Denton Township, Precinct 2 | 0 | 0.00% |
| Gerrish Township, Precinct 1 | 1 | 0.14% |
| Higgins Township, Precinct 1 | 0 | 0.00% |
| Lake Township, Precinct 1 | 0 | 0.00% |
| Lyon Township, Precinct 1 | 1 | 0.34% |
| Markey Township, Precinct 1 | 0 | 0.00% |
| Nester Township, Precinct 1 | 0 | 0.00% |
| Richfield Township, Precinct 1 | 0 | 0.00% |
| Richfield Township, Precinct 2 | 0 | 0.00% |
| Roscommon Township, Precinct 1 | 0 | 0.00% |
| Roscommon Township, Precinct 2 | 1 | 0.26% |
| Total | 3 | 0.07% |

Statement of Votes Cast
Roscommon County, MI
2016 Presidential Primary
SOVC For Jurisdiction Wide, All Counters, All Races

Date:03/14/16

Time:10:51:31

Page:6 of 8

| | DEM President | | | | | | | | | |
|--------------------------------|----------------|------------------|----------------|--------------------------|-----------------------------|-----------------------------|-------------------------|--|--|--|
| | Reg. Voters | Times Counted | Total Votes | Hillary Clinton (DEM) | Rocky De La Fuente (DEM) | Martin J. O'Malley (DEM) | Bernie Sanders (DEM) | | | |
| Jurisdiction Wide | | | | | | | | | | |
| Au Sable Township, Precinct 1 | 222 | 23 | 23 | 13 56.52% | 0 0.00% | 0 0.00% | 10 43.48% | | | |
| Backus Township, Precinct 1 | 253 | 26 | 26 | 13 50.00% | 0 0.00% | 0 0.00% | 12 46.15% | | | |
| Denton Township, Precinct 1 | 2636 | 365 | 364 | 170 46.70% | 1 0.27% | 1 0.27% | 167 45.88% | | | |
| Denton Township, Precinct 2 | 2251 | 258 | 257 | 109 42.41% | 0 0.00% | 1 0.39% | 129 50.19% | | | |
| Gerrish Township, Precinct 1 | 2646 | 340 | 339 | 173 51.03% | 0 0.00% | 0 0.00% | 157 46.31% | | | |
| Higgins Township, Precinct 1 | 1575 | 147 | 146 | 65 44.52% | 0 0.00% | 0 0.00% | 80 54.79% | | | |
| Lake Township, Precinct 1 | 1176 | 125 | 125 | 70 56.00% | 0 0.00% | 0 0.00% | 49 39.20% | | | |
| Lyon Township, Precinct 1 | 1298 | 163 | 163 | 81 49.69% | 1 0.61% | 0 0.00% | 74 45.40% | | | |
| Markey Township, Precinct 1 | 2101 | 258 | 258 | 132 51.16% | 0 0.00% | 2 0.78% | 119 46.12% | | | |
| Nester Township, Precinct 1 | 272 | 20 | 20 | 10 50.00% | 0 0.00% | 0 0.00% | 10 50.00% | | | |
| Richfield Township, Precinct 1 | 1784 | 206 | 205 | 104 50.73% | 1 0.49% | 0 0.00% | 95 46.34% | | | |
| Richfield Township, Precinct 2 | 1458 | 145 | 145 | 76 52.41% | 0 0.00% | 0 0.00% | 62 42.76% | | | |
| Roscommon Township, Precinct 1 | 1467 | 153 | 153 | 57 37.25% | 1 0.65% | 0 0.00% | 89 58.17% | | | |
| Roscommon Township, Precinct 2 | 2336 | 236 | 236 | 90 38.14% | 0 0.00% | 2 0.85% | 134 56.78% | | | |
| Total | 21475 | 2465 | 2460 | 1163 47.28% | 4 0.16% | 6 0.24% | 1187 48.25% | | | |

Statement of Votes Cast
Roscommon County, MI
2016 Presidential Primary

Date:03/14/16
Time:10:51:31
Page:7 of 8

SOVC For Jurisdiction Wide, All Counters, All Races

| | DEM President | | | |
|--------------------------------|---------------|-------|----------------|-------|
| | Uncommitted | | Write-In Votes | |
| Jurisdiction Wide | | | | |
| Au Sable Township, Precinct 1 | 0 | 0.00% | 0 | 0.00% |
| Backus Township, Precinct 1 | 1 | 3.85% | 0 | 0.00% |
| Denton Township, Precinct 1 | 25 | 6.87% | 0 | 0.00% |
| Denton Township, Precinct 2 | 17 | 6.61% | 1 | 0.39% |
| Gerrish Township, Precinct 1 | 9 | 2.65% | 0 | 0.00% |
| Higgins Township, Precinct 1 | 1 | 0.68% | 0 | 0.00% |
| Lake Township, Precinct 1 | 6 | 4.80% | 0 | 0.00% |
| Lyon Township, Precinct 1 | 7 | 4.29% | 0 | 0.00% |
| Markey Township, Precinct 1 | 5 | 1.94% | 0 | 0.00% |
| Nester Township, Precinct 1 | 0 | 0.00% | 0 | 0.00% |
| Richfield Township, Precinct 1 | 4 | 1.95% | 1 | 0.49% |
| Richfield Township, Precinct 2 | 7 | 4.83% | 0 | 0.00% |
| Roscommon Township, Precinct 1 | 6 | 3.92% | 0 | 0.00% |
| Roscommon Township, Precinct 2 | 9 | 3.81% | 1 | 0.42% |
| Total | 97 | 3.94% | 3 | 0.12% |

Statement of Votes Cast
Roscommon County, MI
2016 Presidential Primary
SOVC For Jurisdiction Wide, All Counters, All Races

Date:03/14/16

Time:10:51:31

Page:8 of 8

THE WHOLE NUMBER OF VOTES GIVEN: REP President

WAS 4519 (OF WHICH)

| | | |
|-----------------------|----------|------|
| Jeb Bush (REP) | RECEIVED | 65 |
| Ben Carson (REP) | RECEIVED | 106 |
| Chris Christie (REP) | RECEIVED | 21 |
| Ted Cruz (REP) | RECEIVED | 748 |
| Carly Fiorina (REP) | RECEIVED | 19 |
| Lindsey Graham (REP) | RECEIVED | 0 |
| Mike Huckabee (REP) | RECEIVED | 20 |
| John R. Kasich (REP) | RECEIVED | 726 |
| George Pataki (REP) | RECEIVED | 1 |
| Rand Paul (REP) | RECEIVED | 13 |
| Marco Rubio (REP) | RECEIVED | 409 |
| Rick Santorum (REP) | RECEIVED | 8 |
| Donald J. Trump (REP) | RECEIVED | 2257 |
| Uncommitted | RECEIVED | 123 |
| Write-In Votes | RECEIVED | 3 |

THE WHOLE NUMBER OF VOTES GIVEN: DEM President

WAS 2460 (OF WHICH)

| | | |
|--------------------------|----------|------|
| Hillary Clinton (DEM) | RECEIVED | 1163 |
| Rocky De La Fuente (DEM) | RECEIVED | 4 |
| Martin J. O'Malley (DEM) | RECEIVED | 6 |
| Bernie Sanders (DEM) | RECEIVED | 1187 |
| Uncommitted | RECEIVED | 97 |
| Write-In Votes | RECEIVED | 3 |

Saginaw_PPP_2016_E

March 8, 2016

Precinct Report
Saginaw CountyRECEIVED/FILED
MICHIGAN DEPT OF STATE
2016 MAR 16 AM 10:19
ELECTIONS/GREAT SEAL

Albee Township Precinct 1

| | | |
|-----------------------------------|------------|---------------|
| Registration & Turnout | | 1,600 |
| Election Day Turnout | 0 | 0.00% |
| Manual Entry Turnout | 0 | 0.00% |
| SPR Host Turnout | 436 | 27.25% |
| Clerk Pack Turnout | 0 | 0.00% |
| Total... | 436 | 27.25% |

| | | |
|--|----------|--------------|
| Non Partisan Registration & Turnout | | 0 |
| Election Day Turnout | 0 | 0.00% |
| Manual Entry Turnout | 0 | 0.00% |
| SPR Host Turnout | 0 | 0.00% |
| Clerk Pack Turnout | 0 | 0.00% |
| Total... | 0 | 0.00% |

| | | |
|--|------------|--------------|
| Republican Registration & Turnout | | 0 |
| Election Day Turnout | 0 | 0.00% |
| Manual Entry Turnout | 0 | 0.00% |
| SPR Host Turnout | 245 | 0.00% |
| Clerk Pack Turnout | 0 | 0.00% |
| Total... | 245 | 0.00% |

| | | |
|--|------------|--------------|
| Democratic Registration & Turnout | | 0 |
| Election Day Turnout | 0 | 0.00% |
| Manual Entry Turnout | 0 | 0.00% |
| SPR Host Turnout | 191 | 0.00% |
| Clerk Pack Turnout | 0 | 0.00% |
| Total... | 191 | 0.00% |

REP - President of the United States 4th

| | | |
|-----------------|------------|--------------|
| Jeb Bush | 0 | 0.00% |
| Ben Carson | 2 | 0.82% |
| Chris Christie | 0 | 0.00% |
| Ted Cruz | 64 | 26.12% |
| Carly Fiorina | 0 | 0.00% |
| Lindsey Graham | 0 | 0.00% |
| Mike Huckabee | 0 | 0.00% |
| John R. Kasich | 34 | 13.88% |
| George Pataki | 1 | 0.41% |
| Rand Paul | 1 | 0.41% |
| Marco Rubio | 13 | 5.31% |
| Rick Santorum | 0 | 0.00% |
| Donald J. Trump | 129 | 52.65% |
| Uncommitted | 1 | 0.41% |
| Write-In | 0 | 0.00% |
| Total... | 245 | 0.00% |

DEM - President of the United States 4th

| | | |
|--------------------------|------------|--------------|
| Hillary Clinton | 98 | 51.31% |
| Roque Rocky De La Fuente | 0 | 0.00% |
| Martin J. O'Malley | 0 | 0.00% |
| Bernie Sanders | 91 | 47.64% |
| Uncommitted | 2 | 1.05% |
| Write-In | 0 | 0.00% |
| Total... | 191 | 0.00% |

Birch Run Township Precinct 1

| | | |
|-----------------------------------|---|-------|
| Registration & Turnout | | 1,247 |
| Election Day Turnout | 0 | 0.00% |

Saginaw_PPP_2016_E

March 8, 2016

Precinct Report

Saginaw County

Birch Run Township Precinct 1

Registration & Turnout 1,247

| | | |
|----------------------|------------|---------------|
| Manual Entry Turnout | 0 | 0.00% |
| SPR Host Turnout | 642 | 51.48% |
| Clerk Pack Turnout | 0 | 0.00% |
| Total... | 642 | 51.48% |

Non Partisan Registration & Turnout 0

| | | |
|----------------------|----------|--------------|
| Election Day Turnout | 0 | 0.00% |
| Manual Entry Turnout | 0 | 0.00% |
| SPR Host Turnout | 0 | 0.00% |
| Clerk Pack Turnout | 0 | 0.00% |
| Total... | 0 | 0.00% |

Republican Registration & Turnout 0

| | | |
|----------------------|------------|--------------|
| Election Day Turnout | 0 | 0.00% |
| Manual Entry Turnout | 0 | 0.00% |
| SPR Host Turnout | 364 | 0.00% |
| Clerk Pack Turnout | 0 | 0.00% |
| Total... | 364 | 0.00% |

Democratic Registration & Turnout 0

| | | |
|----------------------|------------|--------------|
| Election Day Turnout | 0 | 0.00% |
| Manual Entry Turnout | 0 | 0.00% |
| SPR Host Turnout | 278 | 0.00% |
| Clerk Pack Turnout | 0 | 0.00% |
| Total... | 278 | 0.00% |

REP - President of the United States 4th

| | | |
|-----------------|------------|--------------|
| Jeb Bush | 1 | 0.27% |
| Ben Carson | 5 | 1.37% |
| Chris Christie | 2 | 0.55% |
| Ted Cruz | 98 | 26.92% |
| Carly Fiorina | 0 | 0.00% |
| Lindsey Graham | 0 | 0.00% |
| Mike Huckabee | 1 | 0.27% |
| John R. Kasich | 51 | 14.01% |
| George Pataki | 1 | 0.27% |
| Rand Paul | 0 | 0.00% |
| Marco Rubio | 29 | 7.97% |
| Rick Santorum | 0 | 0.00% |
| Donald J. Trump | 168 | 46.15% |
| Uncommitted | 8 | 2.20% |
| Write-In | 0 | 0.00% |
| Total... | 364 | 0.00% |

DEM - President of the United States 4th

| | | |
|--------------------------|------------|--------------|
| Hillary Clinton | 121 | 43.53% |
| Roque Rocky De La Fuente | 0 | 0.00% |
| Martin J. O'Malley | 2 | 0.72% |
| Bernie Sanders | 152 | 54.68% |
| Uncommitted | 3 | 1.08% |
| Write-In | 0 | 0.00% |
| Total... | 278 | 0.00% |

Birch Run Township Precinct 2

Registration & Turnout 1,908

| | | |
|----------------------|---|-------|
| Election Day Turnout | 0 | 0.00% |
| Manual Entry Turnout | 0 | 0.00% |

Saginaw_PPP_2016_E

March 8, 2016

Precinct Report

Saginaw County

Birch Run Township Precinct 2

Registration & Turnout 1,908

| | | |
|--------------------|------------|---------------|
| SPR Host Turnout | 304 | 15.93% |
| Clerk Pack Turnout | 0 | 0.00% |
| Total... | 304 | 15.93% |

Non Partisan Registration & Turnout 0

| | | |
|----------------------|----------|--------------|
| Election Day Turnout | 0 | 0.00% |
| Manual Entry Turnout | 0 | 0.00% |
| SPR Host Turnout | 0 | 0.00% |
| Clerk Pack Turnout | 0 | 0.00% |
| Total... | 0 | 0.00% |

Republican Registration & Turnout 0

| | | |
|----------------------|------------|--------------|
| Election Day Turnout | 0 | 0.00% |
| Manual Entry Turnout | 0 | 0.00% |
| SPR Host Turnout | 144 | 0.00% |
| Clerk Pack Turnout | 0 | 0.00% |
| Total... | 144 | 0.00% |

Democratic Registration & Turnout 0

| | | |
|----------------------|------------|--------------|
| Election Day Turnout | 0 | 0.00% |
| Manual Entry Turnout | 0 | 0.00% |
| SPR Host Turnout | 160 | 0.00% |
| Clerk Pack Turnout | 0 | 0.00% |
| Total... | 160 | 0.00% |

REP - President of the United States 4th

| | | |
|-----------------|------------|--------------|
| Jeb Bush | 1 | 0.69% |
| Ben Carson | 1 | 0.69% |
| Chris Christie | 0 | 0.00% |
| Ted Cruz | 28 | 19.44% |
| Carly Fiorina | 1 | 0.69% |
| Lindsey Graham | 0 | 0.00% |
| Mike Huckabee | 0 | 0.00% |
| John R. Kasich | 28 | 19.44% |
| George Pataki | 0 | 0.00% |
| Rand Paul | 0 | 0.00% |
| Marco Rubio | 11 | 7.64% |
| Rick Santorum | 1 | 0.69% |
| Donald J. Trump | 69 | 47.92% |
| Uncommitted | 4 | 2.78% |
| Write-In | 0 | 0.00% |
| Total... | 144 | 0.00% |

DEM - President of the United States 4th

| | | |
|--------------------------|------------|--------------|
| Hillary Clinton | 65 | 40.63% |
| Roque Rocky De La Fuente | 0 | 0.00% |
| Martin J. O'Malley | 0 | 0.00% |
| Bernie Sanders | 94 | 58.75% |
| Uncommitted | 1 | 0.63% |
| Write-In | 0 | 0.00% |
| Total... | 160 | 0.00% |

Birch Run Township Precinct 3

Registration & Turnout 1,481

| | | |
|----------------------|-----|--------|
| Election Day Turnout | 0 | 0.00% |
| Manual Entry Turnout | 0 | 0.00% |
| SPR Host Turnout | 536 | 36.19% |

Saginaw_PPP_2016_E

March 8, 2016

Precinct Report

Saginaw County

Birch Run Township Precinct 3

Registration & Turnout 1,481

| | | | |
|--------------------|------------|--|---------------|
| Clerk Pack Turnout | 0 | | 0.00% |
| Total... | 536 | | 36.19% |

Non Partisan Registration & Turnout 0

| | | | |
|----------------------|----------|--|--------------|
| Election Day Turnout | 0 | | 0.00% |
| Manual Entry Turnout | 0 | | 0.00% |
| SPR Host Turnout | 0 | | 0.00% |
| Clerk Pack Turnout | 0 | | 0.00% |
| Total... | 0 | | 0.00% |

Republican Registration & Turnout 0

| | | | |
|----------------------|------------|--|--------------|
| Election Day Turnout | 0 | | 0.00% |
| Manual Entry Turnout | 0 | | 0.00% |
| SPR Host Turnout | 401 | | 0.00% |
| Clerk Pack Turnout | 0 | | 0.00% |
| Total... | 401 | | 0.00% |

Democratic Registration & Turnout 0

| | | | |
|----------------------|------------|--|--------------|
| Election Day Turnout | 0 | | 0.00% |
| Manual Entry Turnout | 0 | | 0.00% |
| SPR Host Turnout | 135 | | 0.00% |
| Clerk Pack Turnout | 0 | | 0.00% |
| Total... | 135 | | 0.00% |

REP - President of the United States 4th

| | | | |
|-----------------|------------|--|--------------|
| Jeb Bush | 1 | | 0.25% |
| Ben Carson | 3 | | 0.75% |
| Chris Christie | 1 | | 0.25% |
| Ted Cruz | 133 | | 33.17% |
| Carly Fiorina | 0 | | 0.00% |
| Lindsey Graham | 0 | | 0.00% |
| Mike Huckabee | 1 | | 0.25% |
| John R. Kasich | 71 | | 17.71% |
| George Pataki | 0 | | 0.00% |
| Rand Paul | 0 | | 0.00% |
| Marco Rubio | 32 | | 7.98% |
| Rick Santorum | 0 | | 0.00% |
| Donald J. Trump | 156 | | 38.90% |
| Uncommitted | 3 | | 0.75% |
| Write-In | 0 | | 0.00% |
| Total... | 401 | | 0.00% |

DEM - President of the United States 4th

| | | | |
|--------------------------|------------|--|--------------|
| Hillary Clinton | 54 | | 40.30% |
| Roque Rocky De La Fuente | 0 | | 0.00% |
| Martin J. O'Malley | 0 | | 0.00% |
| Bernie Sanders | 78 | | 58.21% |
| Uncommitted | 2 | | 1.49% |
| Write-In | 0 | | 0.00% |
| Total... | 134 | | 0.00% |

Blumfield Township Precinct 1

Registration & Turnout 1,549

| | | | |
|----------------------|-----|--|--------|
| Election Day Turnout | 0 | | 0.00% |
| Manual Entry Turnout | 0 | | 0.00% |
| SPR Host Turnout | 532 | | 34.34% |

Saginaw_PPP_2016_E

March 8, 2016

Precinct Report

Saginaw County

Blumfield Township Precinct 1

Registration & Turnout 1,549

| | | |
|--------------------|------------|---------------|
| Clerk Pack Turnout | 0 | 0.00% |
| Total... | 532 | 34.34% |

Non Partisan Registration & Turnout 0

| | | |
|----------------------|----------|--------------|
| Election Day Turnout | 0 | 0.00% |
| Manual Entry Turnout | 0 | 0.00% |
| SPR Host Turnout | 0 | 0.00% |
| Clerk Pack Turnout | 0 | 0.00% |
| Total... | 0 | 0.00% |

Republican Registration & Turnout 0

| | | |
|----------------------|------------|--------------|
| Election Day Turnout | 0 | 0.00% |
| Manual Entry Turnout | 0 | 0.00% |
| SPR Host Turnout | 428 | 0.00% |
| Clerk Pack Turnout | 0 | 0.00% |
| Total... | 428 | 0.00% |

Democratic Registration & Turnout 0

| | | |
|----------------------|------------|--------------|
| Election Day Turnout | 0 | 0.00% |
| Manual Entry Turnout | 0 | 0.00% |
| SPR Host Turnout | 104 | 0.00% |
| Clerk Pack Turnout | 0 | 0.00% |
| Total... | 104 | 0.00% |

REP - President of the United States 5th

| | | |
|-----------------|------------|----------------|
| Jeb Bush | 1 | 0.23% |
| Ben Carson | 3 | 0.70% |
| Chris Christie | 0 | 0.00% |
| Ted Cruz | 143 | 33.41% |
| Carly Fiorina | 1 | 0.23% |
| Lindsey Graham | 0 | 0.00% |
| Mike Huckabee | 0 | 0.00% |
| John R. Kasich | 63 | 14.72% |
| George Pataki | 0 | 0.00% |
| Rand Paul | 2 | 0.47% |
| Marco Rubio | 26 | 6.07% |
| Rick Santorum | 1 | 0.23% |
| Donald J. Trump | 182 | 42.52% |
| Uncommitted | 5 | 1.17% |
| Write-In | 1 | 0.23% |
| Total... | 428 | 100.00% |

DEM - President of the United States 5th

| | | |
|--------------------------|------------|--------------|
| Hillary Clinton | 43 | 41.35% |
| Roque Rocky De La Fuente | 0 | 0.00% |
| Martin J. O'Malley | 1 | 0.96% |
| Bernie Sanders | 58 | 55.77% |
| Uncommitted | 2 | 1.92% |
| Write-In | 0 | 0.00% |
| Total... | 104 | 0.00% |

Brady Township Precinct 1

Registration & Turnout 1,658

| | | |
|----------------------|-----|--------|
| Election Day Turnout | 0 | 0.00% |
| Manual Entry Turnout | 0 | 0.00% |
| SPR Host Turnout | 479 | 28.89% |

Saginaw_PPP_2016_E

March 8, 2016

Precinct Report

Saginaw County

Brady Township Precinct 1

Registration & Turnout 1,658

| | | |
|--------------------|------------|---------------|
| Clerk Pack Turnout | 0 | 0.00% |
| Total... | 479 | 28.89% |

Non Partisan Registration & Turnout 0

| | | |
|----------------------|----------|--------------|
| Election Day Turnout | 0 | 0.00% |
| Manual Entry Turnout | 0 | 0.00% |
| SPR Host Turnout | 0 | 0.00% |
| Clerk Pack Turnout | 0 | 0.00% |
| Total... | 0 | 0.00% |

Republican Registration & Turnout 0

| | | |
|----------------------|------------|--------------|
| Election Day Turnout | 0 | 0.00% |
| Manual Entry Turnout | 0 | 0.00% |
| SPR Host Turnout | 279 | 0.00% |
| Clerk Pack Turnout | 0 | 0.00% |
| Total... | 279 | 0.00% |

Democratic Registration & Turnout 0

| | | |
|----------------------|------------|--------------|
| Election Day Turnout | 0 | 0.00% |
| Manual Entry Turnout | 0 | 0.00% |
| SPR Host Turnout | 200 | 0.00% |
| Clerk Pack Turnout | 0 | 0.00% |
| Total... | 200 | 0.00% |

REP - President of the United States 4th

| | | |
|-----------------|------------|----------------|
| Jeb Bush | 1 | 0.36% |
| Ben Carson | 4 | 1.43% |
| Chris Christie | 2 | 0.72% |
| Ted Cruz | 78 | 27.96% |
| Carly Fiorina | 2 | 0.72% |
| Lindsey Graham | 0 | 0.00% |
| Mike Huckabee | 2 | 0.72% |
| John R. Kasich | 30 | 10.75% |
| George Pataki | 0 | 0.00% |
| Rand Paul | 0 | 0.00% |
| Marco Rubio | 23 | 8.24% |
| Rick Santorum | 0 | 0.00% |
| Donald J. Trump | 130 | 46.59% |
| Uncommitted | 6 | 2.15% |
| Write-In | 1 | 0.36% |
| Total... | 279 | 100.00% |

DEM - President of the United States 4th

| | | |
|--------------------------|------------|--------------|
| Hillary Clinton | 85 | 42.50% |
| Roque Rocky De La Fuente | 0 | 0.00% |
| Martin J. O'Malley | 0 | 0.00% |
| Bernie Sanders | 110 | 55.00% |
| Uncommitted | 5 | 2.50% |
| Write-In | 0 | 0.00% |
| Total... | 200 | 0.00% |

Brant Township Precinct 1

Registration & Turnout 1,488

| | | |
|----------------------|-----|--------|
| Election Day Turnout | 0 | 0.00% |
| Manual Entry Turnout | 469 | 31.52% |
| SPR Host Turnout | 0 | 0.00% |

Saginaw_PPP_2016_E

March 8, 2016

Precinct Report
Saginaw County**Brant Township Precinct 1****Registration & Turnout** 1,488

| | | |
|--------------------|------------|---------------|
| Clerk Pack Turnout | 0 | 0.00% |
| Total... | 469 | 31.52% |

Non Partisan Registration & Turnout 0

| | | |
|----------------------|----------|--------------|
| Election Day Turnout | 0 | 0.00% |
| Manual Entry Turnout | 0 | 0.00% |
| SPR Host Turnout | 0 | 0.00% |
| Clerk Pack Turnout | 0 | 0.00% |
| Total... | 0 | 0.00% |

Republican Registration & Turnout 0

| | | |
|----------------------|------------|--------------|
| Election Day Turnout | 0 | 0.00% |
| Manual Entry Turnout | 314 | 0.00% |
| SPR Host Turnout | 0 | 0.00% |
| Clerk Pack Turnout | 0 | 0.00% |
| Total... | 314 | 0.00% |

Democratic Registration & Turnout 0

| | | |
|----------------------|------------|--------------|
| Election Day Turnout | 0 | 0.00% |
| Manual Entry Turnout | 155 | 0.00% |
| SPR Host Turnout | 0 | 0.00% |
| Clerk Pack Turnout | 0 | 0.00% |
| Total... | 155 | 0.00% |

REP - President of the United States 4th

| | | |
|-----------------|------------|----------------|
| Jeb Bush | 0 | 0.00% |
| Ben Carson | 4 | 1.27% |
| Chris Christie | 1 | 0.32% |
| Ted Cruz | 101 | 32.17% |
| Carly Fiorina | 0 | 0.00% |
| Lindsey Graham | 0 | 0.00% |
| Mike Huckabee | 0 | 0.00% |
| John R. Kasich | 48 | 15.29% |
| George Pataki | 0 | 0.00% |
| Rand Paul | 0 | 0.00% |
| Marco Rubio | 19 | 6.05% |
| Rick Santorum | 0 | 0.00% |
| Donald J. Trump | 139 | 44.27% |
| Uncommitted | 2 | 0.64% |
| Write-In | 0 | 0.00% |
| Total... | 314 | 100.00% |

DEM - President of the United States 4th

| | | |
|--------------------------|------------|----------------|
| Hillary Clinton | 63 | 40.65% |
| Roque Rocky De La Fuente | 0 | 0.00% |
| Martin J. O'Malley | 1 | 0.65% |
| Bernie Sanders | 87 | 56.13% |
| Uncommitted | 4 | 2.58% |
| Write-In | 0 | 0.00% |
| Total... | 155 | 100.00% |

Bridgeport Township Precinct 1**Registration & Turnout** 950

| | | |
|----------------------|-----|--------|
| Election Day Turnout | 0 | 0.00% |
| Manual Entry Turnout | 0 | 0.00% |
| SPR Host Turnout | 231 | 24.32% |

Saginaw_PPP_2016_E

March 8, 2016

Precinct Report

Saginaw County

Bridgeport Township Precinct 1

Registration & Turnout 950

| | | |
|--------------------|------------|---------------|
| Clerk Pack Turnout | 57 | 6.00% |
| Total... | 288 | 30.32% |

Non Partisan Registration & Turnout 0

| | | |
|----------------------|-----------|--------------|
| Election Day Turnout | 0 | 0.00% |
| Manual Entry Turnout | 0 | 0.00% |
| SPR Host Turnout | 0 | 0.00% |
| Clerk Pack Turnout | 57 | 0.00% |
| Total... | 57 | 0.00% |

Republican Registration & Turnout 0

| | | |
|----------------------|------------|--------------|
| Election Day Turnout | 0 | 0.00% |
| Manual Entry Turnout | 0 | 0.00% |
| SPR Host Turnout | 104 | 0.00% |
| Clerk Pack Turnout | 0 | 0.00% |
| Total... | 104 | 0.00% |

Democratic Registration & Turnout 0

| | | |
|----------------------|------------|--------------|
| Election Day Turnout | 0 | 0.00% |
| Manual Entry Turnout | 0 | 0.00% |
| SPR Host Turnout | 127 | 0.00% |
| Clerk Pack Turnout | 0 | 0.00% |
| Total... | 127 | 0.00% |

REP - President of the United States 5th

| | | |
|-----------------|------------|----------------|
| Jeb Bush | 2 | 1.56% |
| Ben Carson | 3 | 2.34% |
| Chris Christie | 1 | 0.78% |
| Ted Cruz | 45 | 35.16% |
| Carly Fiorina | 0 | 0.00% |
| Lindsey Graham | 0 | 0.00% |
| Mike Huckabee | 1 | 0.78% |
| John R. Kasich | 20 | 15.63% |
| George Pataki | 0 | 0.00% |
| Rand Paul | 1 | 0.78% |
| Marco Rubio | 8 | 6.25% |
| Rick Santorum | 0 | 0.00% |
| Donald J. Trump | 44 | 34.38% |
| Uncommitted | 2 | 1.56% |
| Write-In | 1 | 0.78% |
| Total... | 128 | 100.00% |

DEM - President of the United States 5th

| | | |
|--------------------------|------------|----------------|
| Hillary Clinton | 106 | 66.25% |
| Roque Rocky De La Fuente | 0 | 0.00% |
| Martin J. O'Malley | 1 | 0.63% |
| Bernie Sanders | 51 | 31.87% |
| Uncommitted | 2 | 1.25% |
| Write-In | 0 | 0.00% |
| Total... | 160 | 100.00% |

Bridgeport Township Precinct 2

Registration & Turnout 1,973

| | | |
|----------------------|-----|--------|
| Election Day Turnout | 0 | 0.00% |
| Manual Entry Turnout | 0 | 0.00% |
| SPR Host Turnout | 320 | 16.22% |

Saginaw_PPP_2016_E

March 8, 2016

Precinct Report

Saginaw County

Bridgeport Township Precinct 2

Registration & Turnout 1,973

| | | |
|--------------------|------------|---------------|
| Clerk Pack Turnout | 76 | 3.85% |
| Total... | 396 | 20.07% |

Non Partisan Registration & Turnout 0

| | | |
|----------------------|-----------|--------------|
| Election Day Turnout | 0 | 0.00% |
| Manual Entry Turnout | 0 | 0.00% |
| SPR Host Turnout | 0 | 0.00% |
| Clerk Pack Turnout | 76 | 0.00% |
| Total... | 76 | 0.00% |

Republican Registration & Turnout 0

| | | |
|----------------------|------------|--------------|
| Election Day Turnout | 0 | 0.00% |
| Manual Entry Turnout | 0 | 0.00% |
| SPR Host Turnout | 106 | 0.00% |
| Clerk Pack Turnout | 0 | 0.00% |
| Total... | 106 | 0.00% |

Democratic Registration & Turnout 0

| | | |
|----------------------|------------|--------------|
| Election Day Turnout | 0 | 0.00% |
| Manual Entry Turnout | 0 | 0.00% |
| SPR Host Turnout | 214 | 0.00% |
| Clerk Pack Turnout | 0 | 0.00% |
| Total... | 214 | 0.00% |

REP - President of the United States 5th

| | | |
|-----------------|------------|----------------|
| Jeb Bush | 2 | 1.44% |
| Ben Carson | 3 | 2.16% |
| Chris Christie | 0 | 0.00% |
| Ted Cruz | 33 | 23.74% |
| Carly Fiorina | 0 | 0.00% |
| Lindsey Graham | 0 | 0.00% |
| Mike Huckabee | 0 | 0.00% |
| John R. Kasich | 19 | 13.67% |
| George Pataki | 0 | 0.00% |
| Rand Paul | 1 | 0.72% |
| Marco Rubio | 7 | 5.04% |
| Rick Santorum | 0 | 0.00% |
| Donald J. Trump | 73 | 52.52% |
| Uncommitted | 1 | 0.72% |
| Write-In | 0 | 0.00% |
| Total... | 139 | 100.00% |

DEM - President of the United States 5th

| | | |
|--------------------------|------------|----------------|
| Hillary Clinton | 156 | 60.94% |
| Roque Rocky De La Fuente | 2 | 0.78% |
| Martin J. O'Malley | 0 | 0.00% |
| Bernie Sanders | 89 | 34.77% |
| Uncommitted | 8 | 3.13% |
| Write-In | 1 | 0.39% |
| Total... | 256 | 100.00% |

Bridgeport Township Precinct 3

Registration & Turnout 1,868

| | | |
|----------------------|-----|--------|
| Election Day Turnout | 0 | 0.00% |
| Manual Entry Turnout | 0 | 0.00% |
| SPR Host Turnout | 514 | 27.52% |

Saginaw_PPP_2016_E

March 8, 2016

Precinct Report

Saginaw County

Bridgeport Township Precinct 3

Registration & Turnout 1,868

| | | |
|--------------------|------------|---------------|
| Clerk Pack Turnout | 113 | 6.05% |
| Total... | 627 | 33.57% |

Non Partisan Registration & Turnout 0

| | | |
|----------------------|------------|--------------|
| Election Day Turnout | 0 | 0.00% |
| Manual Entry Turnout | 0 | 0.00% |
| SPR Host Turnout | 0 | 0.00% |
| Clerk Pack Turnout | 113 | 0.00% |
| Total... | 113 | 0.00% |

Republican Registration & Turnout 0

| | | |
|----------------------|------------|--------------|
| Election Day Turnout | 0 | 0.00% |
| Manual Entry Turnout | 0 | 0.00% |
| SPR Host Turnout | 317 | 0.00% |
| Clerk Pack Turnout | 0 | 0.00% |
| Total... | 317 | 0.00% |

Democratic Registration & Turnout 0

| | | |
|----------------------|------------|--------------|
| Election Day Turnout | 0 | 0.00% |
| Manual Entry Turnout | 0 | 0.00% |
| SPR Host Turnout | 197 | 0.00% |
| Clerk Pack Turnout | 0 | 0.00% |
| Total... | 197 | 0.00% |

REP - President of the United States 5th

| | | |
|-----------------|------------|----------------|
| Jeb Bush | 3 | 0.78% |
| Ben Carson | 8 | 2.08% |
| Chris Christie | 1 | 0.26% |
| Ted Cruz | 115 | 29.95% |
| Carly Fiorina | 0 | 0.00% |
| Lindsey Graham | 0 | 0.00% |
| Mike Huckabee | 0 | 0.00% |
| John R. Kasich | 45 | 11.72% |
| George Pataki | 0 | 0.00% |
| Rand Paul | 0 | 0.00% |
| Marco Rubio | 23 | 5.99% |
| Rick Santorum | 0 | 0.00% |
| Donald J. Trump | 184 | 47.92% |
| Uncommitted | 5 | 1.30% |
| Write-In | 0 | 0.00% |
| Total... | 384 | 100.00% |

DEM - President of the United States 5th

| | | |
|--------------------------|------------|----------------|
| Hillary Clinton | 131 | 53.91% |
| Roque Rocky De La Fuente | 0 | 0.00% |
| Martin J. O'Malley | 0 | 0.00% |
| Bernie Sanders | 109 | 44.86% |
| Uncommitted | 3 | 1.23% |
| Write-In | 0 | 0.00% |
| Total... | 243 | 100.00% |

Bridgeport Township Precinct 4

Registration & Turnout 2,434

| | | |
|----------------------|-----|--------|
| Election Day Turnout | 0 | 0.00% |
| Manual Entry Turnout | 0 | 0.00% |
| SPR Host Turnout | 652 | 26.79% |

Saginaw_PPP_2016_E

March 8, 2016

Precinct Report

Saginaw County

Bridgeport Township Precinct 4

Registration & Turnout 2,434

| | | |
|--------------------|------------|---------------|
| Clerk Pack Turnout | 157 | 6.45% |
| Total... | 809 | 33.24% |

Non Partisan Registration & Turnout 0

| | | |
|----------------------|------------|--------------|
| Election Day Turnout | 0 | 0.00% |
| Manual Entry Turnout | 0 | 0.00% |
| SPR Host Turnout | 0 | 0.00% |
| Clerk Pack Turnout | 157 | 0.00% |
| Total... | 157 | 0.00% |

Republican Registration & Turnout 0

| | | |
|----------------------|------------|--------------|
| Election Day Turnout | 0 | 0.00% |
| Manual Entry Turnout | 0 | 0.00% |
| SPR Host Turnout | 111 | 0.00% |
| Clerk Pack Turnout | 0 | 0.00% |
| Total... | 111 | 0.00% |

Democratic Registration & Turnout 0

| | | |
|----------------------|------------|--------------|
| Election Day Turnout | 0 | 0.00% |
| Manual Entry Turnout | 0 | 0.00% |
| SPR Host Turnout | 541 | 0.00% |
| Clerk Pack Turnout | 0 | 0.00% |
| Total... | 541 | 0.00% |

REP - President of the United States 5th

| | | |
|-----------------|------------|----------------|
| Jeb Bush | 3 | 1.95% |
| Ben Carson | 6 | 3.90% |
| Chris Christie | 0 | 0.00% |
| Ted Cruz | 53 | 34.42% |
| Carly Fiorina | 0 | 0.00% |
| Lindsey Graham | 0 | 0.00% |
| Mike Huckabee | 0 | 0.00% |
| John R. Kasich | 28 | 18.18% |
| George Pataki | 1 | 0.65% |
| Rand Paul | 0 | 0.00% |
| Marco Rubio | 14 | 9.09% |
| Rick Santorum | 0 | 0.00% |
| Donald J. Trump | 43 | 27.92% |
| Uncommitted | 6 | 3.90% |
| Write-In | 0 | 0.00% |
| Total... | 154 | 100.00% |

DEM - President of the United States 5th

| | | |
|--------------------------|------------|----------------|
| Hillary Clinton | 493 | 75.27% |
| Roque Rocky De La Fuente | 0 | 0.00% |
| Martin J. O'Malley | 0 | 0.00% |
| Bernie Sanders | 159 | 24.27% |
| Uncommitted | 3 | 0.46% |
| Write-In | 0 | 0.00% |
| Total... | 655 | 100.00% |

Bridgeport Township Precinct 5

Registration & Turnout 1,232

| | | |
|----------------------|-----|--------|
| Election Day Turnout | 0 | 0.00% |
| Manual Entry Turnout | 0 | 0.00% |
| SPR Host Turnout | 373 | 30.28% |

Saginaw_PPP_2016_E

March 8, 2016

Precinct Report

Saginaw County

Bridgeport Township Precinct 5

Registration & Turnout 1,232

| | | | |
|--------------------|------------|---------------|--|
| Clerk Pack Turnout | 99 | 8.04% | |
| Total... | 472 | 38.31% | |

Non Partisan Registration & Turnout 0

| | | | |
|----------------------|-----------|--------------|--|
| Election Day Turnout | 0 | 0.00% | |
| Manual Entry Turnout | 0 | 0.00% | |
| SPR Host Turnout | 0 | 0.00% | |
| Clerk Pack Turnout | 99 | 0.00% | |
| Total... | 99 | 0.00% | |

Republican Registration & Turnout 0

| | | | |
|----------------------|------------|--------------|--|
| Election Day Turnout | 0 | 0.00% | |
| Manual Entry Turnout | 0 | 0.00% | |
| SPR Host Turnout | 219 | 0.00% | |
| Clerk Pack Turnout | 0 | 0.00% | |
| Total... | 219 | 0.00% | |

Democratic Registration & Turnout 0

| | | | |
|----------------------|------------|--------------|--|
| Election Day Turnout | 0 | 0.00% | |
| Manual Entry Turnout | 0 | 0.00% | |
| SPR Host Turnout | 154 | 0.00% | |
| Clerk Pack Turnout | 0 | 0.00% | |
| Total... | 154 | 0.00% | |

REP - President of the United States 5th

| | | | |
|-----------------|------------|----------------|--|
| Jeb Bush | 4 | 1.43% | |
| Ben Carson | 2 | 0.71% | |
| Chris Christie | 1 | 0.36% | |
| Ted Cruz | 107 | 38.21% | |
| Carly Fiorina | 0 | 0.00% | |
| Lindsey Graham | 0 | 0.00% | |
| Mike Huckabee | 1 | 0.36% | |
| John R. Kasich | 45 | 16.07% | |
| George Pataki | 0 | 0.00% | |
| Rand Paul | 0 | 0.00% | |
| Marco Rubio | 19 | 6.79% | |
| Rick Santorum | 0 | 0.00% | |
| Donald J. Trump | 97 | 34.64% | |
| Uncommitted | 4 | 1.43% | |
| Write-In | 0 | 0.00% | |
| Total... | 280 | 100.00% | |

DEM - President of the United States 5th

| | | | |
|--------------------------|------------|----------------|--|
| Hillary Clinton | 100 | 52.36% | |
| Roque Rocky De La Fuente | 0 | 0.00% | |
| Martin J. O'Malley | 0 | 0.00% | |
| Bernie Sanders | 82 | 42.93% | |
| Uncommitted | 8 | 4.19% | |
| Write-In | 1 | 0.52% | |
| Total... | 191 | 100.00% | |

Buena Vista Township Precinct 1

Registration & Turnout 1,145

| | | | |
|----------------------|-----|--------|--|
| Election Day Turnout | 0 | 0.00% | |
| Manual Entry Turnout | 0 | 0.00% | |
| SPR Host Turnout | 187 | 16.33% | |

Saginaw_PPP_2016_E

March 8, 2016

Precinct Report

Saginaw County

Buena Vista Township Precinct 1

Registration & Turnout 1,145

| | | |
|--------------------|------------|---------------|
| Clerk Pack Turnout | 29 | 2.53% |
| Total... | 216 | 18.86% |

Non Partisan Registration & Turnout 0

| | | |
|----------------------|-----------|--------------|
| Election Day Turnout | 0 | 0.00% |
| Manual Entry Turnout | 0 | 0.00% |
| SPR Host Turnout | 0 | 0.00% |
| Clerk Pack Turnout | 29 | 0.00% |
| Total... | 29 | 0.00% |

Republican Registration & Turnout 0

| | | |
|----------------------|-----------|--------------|
| Election Day Turnout | 0 | 0.00% |
| Manual Entry Turnout | 0 | 0.00% |
| SPR Host Turnout | 85 | 0.00% |
| Clerk Pack Turnout | 0 | 0.00% |
| Total... | 85 | 0.00% |

Democratic Registration & Turnout 0

| | | |
|----------------------|------------|--------------|
| Election Day Turnout | 0 | 0.00% |
| Manual Entry Turnout | 0 | 0.00% |
| SPR Host Turnout | 102 | 0.00% |
| Clerk Pack Turnout | 0 | 0.00% |
| Total... | 102 | 0.00% |

REP - President of the United States 5th

| | | |
|-----------------|-----------|----------------|
| Jeb Bush | 1 | 1.05% |
| Ben Carson | 2 | 2.11% |
| Chris Christie | 0 | 0.00% |
| Ted Cruz | 33 | 34.74% |
| Carly Fiorina | 0 | 0.00% |
| Lindsey Graham | 0 | 0.00% |
| Mike Huckabee | 0 | 0.00% |
| John R. Kasich | 15 | 15.79% |
| George Pataki | 0 | 0.00% |
| Rand Paul | 0 | 0.00% |
| Marco Rubio | 5 | 5.26% |
| Rick Santorum | 0 | 0.00% |
| Donald J. Trump | 38 | 40.00% |
| Uncommitted | 1 | 1.05% |
| Write-In | 0 | 0.00% |
| Total... | 95 | 100.00% |

DEM - President of the United States 5th

| | | |
|--------------------------|------------|----------------|
| Hillary Clinton | 54 | 44.63% |
| Roque Rocky De La Fuente | 0 | 0.00% |
| Martin J. O'Malley | 0 | 0.00% |
| Bernie Sanders | 63 | 52.07% |
| Uncommitted | 4 | 3.31% |
| Write-In | 0 | 0.00% |
| Total... | 121 | 100.00% |

Buena Vista Township Precinct 2

Registration & Turnout 1,524

| | | |
|----------------------|-----|--------|
| Election Day Turnout | 0 | 0.00% |
| Manual Entry Turnout | 33 | 2.17% |
| SPR Host Turnout | 248 | 16.27% |

Saginaw_PPP_2016_E

March 8, 2016

Precinct Report

Saginaw County

Buena Vista Township Precinct 2

Registration & Turnout 1,524

| | | |
|--------------------|------------|---------------|
| Clerk Pack Turnout | 52 | 3.41% |
| Total... | 333 | 21.85% |

Non Partisan Registration & Turnout 0

| | | |
|----------------------|-----------|--------------|
| Election Day Turnout | 0 | 0.00% |
| Manual Entry Turnout | 0 | 0.00% |
| SPR Host Turnout | 0 | 0.00% |
| Clerk Pack Turnout | 52 | 0.00% |
| Total... | 52 | 0.00% |

Republican Registration & Turnout 0

| | | |
|----------------------|-----------|--------------|
| Election Day Turnout | 0 | 0.00% |
| Manual Entry Turnout | 0 | 0.00% |
| SPR Host Turnout | 14 | 0.00% |
| Clerk Pack Turnout | 0 | 0.00% |
| Total... | 14 | 0.00% |

Democratic Registration & Turnout 0

| | | |
|----------------------|------------|--------------|
| Election Day Turnout | 0 | 0.00% |
| Manual Entry Turnout | 33 | 0.00% |
| SPR Host Turnout | 234 | 0.00% |
| Clerk Pack Turnout | 0 | 0.00% |
| Total... | 267 | 0.00% |

REP - President of the United States 5th

| | | |
|-----------------|-----------|----------------|
| Jeb Bush | 0 | 0.00% |
| Ben Carson | 0 | 0.00% |
| Chris Christie | 0 | 0.00% |
| Ted Cruz | 6 | 40.00% |
| Carly Fiorina | 0 | 0.00% |
| Lindsey Graham | 0 | 0.00% |
| Mike Huckabee | 0 | 0.00% |
| John R. Kasich | 3 | 20.00% |
| George Pataki | 0 | 0.00% |
| Rand Paul | 0 | 0.00% |
| Marco Rubio | 0 | 0.00% |
| Rick Santorum | 0 | 0.00% |
| Donald J. Trump | 6 | 40.00% |
| Uncommitted | 0 | 0.00% |
| Write-In | 0 | 0.00% |
| Total... | 15 | 100.00% |

DEM - President of the United States 5th

| | | |
|--------------------------|------------|----------------|
| Hillary Clinton | 259 | 81.70% |
| Roque Rocky De La Fuente | 1 | 0.32% |
| Martin J. O'Malley | 0 | 0.00% |
| Bernie Sanders | 53 | 16.72% |
| Uncommitted | 4 | 1.26% |
| Write-In | 0 | 0.00% |
| Total... | 317 | 100.00% |

Buena Vista Township Precinct 3

Registration & Turnout 1,781

| | | |
|----------------------|-----|-------|
| Election Day Turnout | 0 | 0.00% |
| Manual Entry Turnout | 114 | 6.40% |
| SPR Host Turnout | 152 | 8.53% |

Saginaw_PPP_2016_E

March 8, 2016

Precinct Report

Saginaw County

Buena Vista Township Precinct 3

Registration & Turnout 1,781

| | | |
|--------------------|------------|---------------|
| Clerk Pack Turnout | 43 | 2.41% |
| Total... | 309 | 17.35% |

Non Partisan Registration & Turnout 0

| | | |
|----------------------|-----------|--------------|
| Election Day Turnout | 0 | 0.00% |
| Manual Entry Turnout | 0 | 0.00% |
| SPR Host Turnout | 0 | 0.00% |
| Clerk Pack Turnout | 43 | 0.00% |
| Total... | 43 | 0.00% |

Republican Registration & Turnout 0

| | | |
|----------------------|----------|--------------|
| Election Day Turnout | 0 | 0.00% |
| Manual Entry Turnout | 0 | 0.00% |
| SPR Host Turnout | 3 | 0.00% |
| Clerk Pack Turnout | 0 | 0.00% |
| Total... | 3 | 0.00% |

Democratic Registration & Turnout 0

| | | |
|----------------------|------------|--------------|
| Election Day Turnout | 0 | 0.00% |
| Manual Entry Turnout | 114 | 0.00% |
| SPR Host Turnout | 149 | 0.00% |
| Clerk Pack Turnout | 0 | 0.00% |
| Total... | 263 | 0.00% |

REP - President of the United States 5th

| | | |
|-----------------|----------|----------------|
| Jeb Bush | 0 | 0.00% |
| Ben Carson | 2 | 40.00% |
| Chris Christie | 0 | 0.00% |
| Ted Cruz | 0 | 0.00% |
| Carly Fiorina | 0 | 0.00% |
| Lindsey Graham | 0 | 0.00% |
| Mike Huckabee | 0 | 0.00% |
| John R. Kasich | 2 | 40.00% |
| George Pataki | 0 | 0.00% |
| Rand Paul | 0 | 0.00% |
| Marco Rubio | 1 | 20.00% |
| Rick Santorum | 0 | 0.00% |
| Donald J. Trump | 0 | 0.00% |
| Uncommitted | 0 | 0.00% |
| Write-In | 0 | 0.00% |
| Total... | 5 | 100.00% |

DEM - President of the United States 5th

| | | |
|--------------------------|------------|----------------|
| Hillary Clinton | 251 | 84.51% |
| Roque Rocky De La Fuente | 0 | 0.00% |
| Martin J. O'Malley | 1 | 0.34% |
| Bernie Sanders | 43 | 14.48% |
| Uncommitted | 2 | 0.67% |
| Write-In | 0 | 0.00% |
| Total... | 297 | 100.00% |

Buena Vista Township Precinct 4

Registration & Turnout 1,695

| | | |
|----------------------|-----|--------|
| Election Day Turnout | 0 | 0.00% |
| Manual Entry Turnout | 0 | 0.00% |
| SPR Host Turnout | 188 | 11.09% |

Saginaw_PPP_2016_E

March 8, 2016

Precinct Report

Saginaw County

Buena Vista Township Precinct 4

Registration & Turnout 1,695

| | | |
|--------------------|------------|---------------|
| Clerk Pack Turnout | 11 | 0.65% |
| Total... | 199 | 11.74% |

Non Partisan Registration & Turnout 0

| | | |
|----------------------|-----------|--------------|
| Election Day Turnout | 0 | 0.00% |
| Manual Entry Turnout | 0 | 0.00% |
| SPR Host Turnout | 0 | 0.00% |
| Clerk Pack Turnout | 11 | 0.00% |
| Total... | 11 | 0.00% |

Republican Registration & Turnout 0

| | | |
|----------------------|-----------|--------------|
| Election Day Turnout | 0 | 0.00% |
| Manual Entry Turnout | 0 | 0.00% |
| SPR Host Turnout | 10 | 0.00% |
| Clerk Pack Turnout | 0 | 0.00% |
| Total... | 10 | 0.00% |

Democratic Registration & Turnout 0

| | | |
|----------------------|------------|--------------|
| Election Day Turnout | 0 | 0.00% |
| Manual Entry Turnout | 0 | 0.00% |
| SPR Host Turnout | 178 | 0.00% |
| Clerk Pack Turnout | 0 | 0.00% |
| Total... | 178 | 0.00% |

REP - President of the United States 5th

| | | |
|-----------------|-----------|----------------|
| Jeb Bush | 0 | 0.00% |
| Ben Carson | 1 | 9.09% |
| Chris Christie | 0 | 0.00% |
| Ted Cruz | 3 | 27.27% |
| Carly Fiorina | 0 | 0.00% |
| Lindsey Graham | 0 | 0.00% |
| Mike Huckabee | 0 | 0.00% |
| John R. Kasich | 0 | 0.00% |
| George Pataki | 0 | 0.00% |
| Rand Paul | 0 | 0.00% |
| Marco Rubio | 2 | 18.18% |
| Rick Santorum | 0 | 0.00% |
| Donald J. Trump | 5 | 45.45% |
| Uncommitted | 0 | 0.00% |
| Write-In | 0 | 0.00% |
| Total... | 11 | 100.00% |

DEM - President of the United States 5th

| | | |
|--------------------------|------------|----------------|
| Hillary Clinton | 140 | 74.47% |
| Roque Rocky De La Fuente | 0 | 0.00% |
| Martin J. O'Malley | 0 | 0.00% |
| Bernie Sanders | 48 | 25.53% |
| Uncommitted | 0 | 0.00% |
| Write-In | 0 | 0.00% |
| Total... | 188 | 100.00% |

Buena Vista Township Precinct 5

Registration & Turnout 1,809

| | | |
|----------------------|-----|--------|
| Election Day Turnout | 0 | 0.00% |
| Manual Entry Turnout | 372 | 20.56% |
| SPR Host Turnout | 0 | 0.00% |

Saginaw_PPP_2016_E

March 8, 2016

Precinct Report

Saginaw County

Buena Vista Township Precinct 5

Registration & Turnout 1,809

| | | |
|--------------------|------------|---------------|
| Clerk Pack Turnout | 65 | 3.59% |
| Total... | 437 | 24.16% |

Non Partisan Registration & Turnout 0

| | | |
|----------------------|-----------|--------------|
| Election Day Turnout | 0 | 0.00% |
| Manual Entry Turnout | 0 | 0.00% |
| SPR Host Turnout | 0 | 0.00% |
| Clerk Pack Turnout | 65 | 0.00% |
| Total... | 65 | 0.00% |

Republican Registration & Turnout 0

| | | |
|----------------------|-----------|--------------|
| Election Day Turnout | 0 | 0.00% |
| Manual Entry Turnout | 47 | 0.00% |
| SPR Host Turnout | 0 | 0.00% |
| Clerk Pack Turnout | 0 | 0.00% |
| Total... | 47 | 0.00% |

Democratic Registration & Turnout 0

| | | |
|----------------------|------------|--------------|
| Election Day Turnout | 0 | 0.00% |
| Manual Entry Turnout | 325 | 0.00% |
| SPR Host Turnout | 0 | 0.00% |
| Clerk Pack Turnout | 0 | 0.00% |
| Total... | 325 | 0.00% |

REP - President of the United States 5th

| | | |
|-----------------|-----------|----------------|
| Jeb Bush | 2 | 3.23% |
| Ben Carson | 0 | 0.00% |
| Chris Christie | 0 | 0.00% |
| Ted Cruz | 21 | 33.87% |
| Carly Fiorina | 0 | 0.00% |
| Lindsey Graham | 0 | 0.00% |
| Mike Huckabee | 0 | 0.00% |
| John R. Kasich | 11 | 17.74% |
| George Pataki | 0 | 0.00% |
| Rand Paul | 0 | 0.00% |
| Marco Rubio | 6 | 9.68% |
| Rick Santorum | 0 | 0.00% |
| Donald J. Trump | 21 | 33.87% |
| Uncommitted | 1 | 1.61% |
| Write-In | 0 | 0.00% |
| Total... | 62 | 100.00% |

DEM - President of the United States 5th

| | | |
|--------------------------|------------|----------------|
| Hillary Clinton | 302 | 80.53% |
| Roque Rocky De La Fuente | 0 | 0.00% |
| Martin J. O'Malley | 0 | 0.00% |
| Bernie Sanders | 71 | 18.93% |
| Uncommitted | 2 | 0.53% |
| Write-In | 0 | 0.00% |
| Total... | 375 | 100.00% |

Carrollton Township Precinct 1

Registration & Turnout 1,826

| | | |
|----------------------|-----|--------|
| Election Day Turnout | 0 | 0.00% |
| Manual Entry Turnout | 0 | 0.00% |
| SPR Host Turnout | 553 | 30.28% |

Saginaw_PPP_2016_E

March 8, 2016

Precinct Report

Saginaw County

Carrollton Township Precinct 1

Registration & Turnout 1,826

| | | |
|--------------------|------------|---------------|
| Clerk Pack Turnout | 0 | 0.00% |
| Total... | 553 | 30.28% |

Non Partisan Registration & Turnout 0

| | | |
|----------------------|----------|--------------|
| Election Day Turnout | 0 | 0.00% |
| Manual Entry Turnout | 0 | 0.00% |
| SPR Host Turnout | 0 | 0.00% |
| Clerk Pack Turnout | 0 | 0.00% |
| Total... | 0 | 0.00% |

Republican Registration & Turnout 0

| | | |
|----------------------|------------|--------------|
| Election Day Turnout | 0 | 0.00% |
| Manual Entry Turnout | 0 | 0.00% |
| SPR Host Turnout | 204 | 0.00% |
| Clerk Pack Turnout | 0 | 0.00% |
| Total... | 204 | 0.00% |

Democratic Registration & Turnout 0

| | | |
|----------------------|------------|--------------|
| Election Day Turnout | 0 | 0.00% |
| Manual Entry Turnout | 0 | 0.00% |
| SPR Host Turnout | 349 | 0.00% |
| Clerk Pack Turnout | 0 | 0.00% |
| Total... | 349 | 0.00% |

REP - President of the United States 5th

| | | |
|-----------------|------------|--------------|
| Jeb Bush | 1 | 0.49% |
| Ben Carson | 1 | 0.49% |
| Chris Christie | 0 | 0.00% |
| Ted Cruz | 53 | 25.98% |
| Carly Fiorina | 0 | 0.00% |
| Lindsey Graham | 0 | 0.00% |
| Mike Huckabee | 0 | 0.00% |
| John R. Kasich | 28 | 13.73% |
| George Pataki | 0 | 0.00% |
| Rand Paul | 0 | 0.00% |
| Marco Rubio | 21 | 10.29% |
| Rick Santorum | 1 | 0.49% |
| Donald J. Trump | 93 | 45.59% |
| Uncommitted | 6 | 2.94% |
| Write-In | 0 | 0.00% |
| Total... | 204 | 0.00% |

DEM - President of the United States 5th

| | | |
|--------------------------|------------|--------------|
| Hillary Clinton | 176 | 50.57% |
| Roque Rocky De La Fuente | 0 | 0.00% |
| Martin J. O'Malley | 0 | 0.00% |
| Bernie Sanders | 166 | 47.70% |
| Uncommitted | 6 | 1.72% |
| Write-In | 0 | 0.00% |
| Total... | 348 | 0.00% |

Carrollton Township Precinct 2

Registration & Turnout 2,695

| | | |
|----------------------|-----|--------|
| Election Day Turnout | 0 | 0.00% |
| Manual Entry Turnout | 0 | 0.00% |
| SPR Host Turnout | 763 | 28.31% |

Saginaw_PPP_2016_E

March 8, 2016

Precinct Report

Saginaw County

Carrollton Township Precinct 2

Registration & Turnout 2,695

| | | |
|--------------------|------------|---------------|
| Clerk Pack Turnout | 0 | 0.00% |
| Total... | 763 | 28.31% |

Non Partisan Registration & Turnout 0

| | | |
|----------------------|----------|--------------|
| Election Day Turnout | 0 | 0.00% |
| Manual Entry Turnout | 0 | 0.00% |
| SPR Host Turnout | 0 | 0.00% |
| Clerk Pack Turnout | 0 | 0.00% |
| Total... | 0 | 0.00% |

Republican Registration & Turnout 0

| | | |
|----------------------|------------|--------------|
| Election Day Turnout | 0 | 0.00% |
| Manual Entry Turnout | 0 | 0.00% |
| SPR Host Turnout | 287 | 0.00% |
| Clerk Pack Turnout | 0 | 0.00% |
| Total... | 287 | 0.00% |

Democratic Registration & Turnout 0

| | | |
|----------------------|------------|--------------|
| Election Day Turnout | 0 | 0.00% |
| Manual Entry Turnout | 0 | 0.00% |
| SPR Host Turnout | 476 | 0.00% |
| Clerk Pack Turnout | 0 | 0.00% |
| Total... | 476 | 0.00% |

REP - President of the United States 5th

| | | |
|-----------------|------------|--------------|
| Jeb Bush | 2 | 0.70% |
| Ben Carson | 4 | 1.39% |
| Chris Christie | 2 | 0.70% |
| Ted Cruz | 82 | 28.57% |
| Carly Fiorina | 0 | 0.00% |
| Lindsey Graham | 0 | 0.00% |
| Mike Huckabee | 1 | 0.35% |
| John R. Kasich | 48 | 16.72% |
| George Pataki | 0 | 0.00% |
| Rand Paul | 1 | 0.35% |
| Marco Rubio | 28 | 9.76% |
| Rick Santorum | 1 | 0.35% |
| Donald J. Trump | 112 | 39.02% |
| Uncommitted | 6 | 2.09% |
| Write-In | 0 | 0.00% |
| Total... | 287 | 0.00% |

DEM - President of the United States 5th

| | | |
|--------------------------|------------|--------------|
| Hillary Clinton | 214 | 44.96% |
| Roque Rocky De La Fuente | 4 | 0.84% |
| Martin J. O'Malley | 2 | 0.42% |
| Bernie Sanders | 247 | 51.89% |
| Uncommitted | 9 | 1.89% |
| Write-In | 0 | 0.00% |
| Total... | 476 | 0.00% |

Chapin Township Precinct 1

Registration & Turnout 722

| | | |
|----------------------|-----|--------|
| Election Day Turnout | 0 | 0.00% |
| Manual Entry Turnout | 0 | 0.00% |
| SPR Host Turnout | 201 | 27.84% |

Saginaw_PPP_2016_E

March 8, 2016

Precinct Report

Saginaw County

Chapin Township Precinct 1

Registration & Turnout 722

| | | |
|--------------------|------------|---------------|
| Clerk Pack Turnout | 0 | 0.00% |
| Total... | 201 | 27.84% |

Non Partisan Registration & Turnout 0

| | | |
|----------------------|----------|--------------|
| Election Day Turnout | 0 | 0.00% |
| Manual Entry Turnout | 0 | 0.00% |
| SPR Host Turnout | 0 | 0.00% |
| Clerk Pack Turnout | 0 | 0.00% |
| Total... | 0 | 0.00% |

Republican Registration & Turnout 0

| | | |
|----------------------|------------|--------------|
| Election Day Turnout | 0 | 0.00% |
| Manual Entry Turnout | 0 | 0.00% |
| SPR Host Turnout | 133 | 0.00% |
| Clerk Pack Turnout | 0 | 0.00% |
| Total... | 133 | 0.00% |

Democratic Registration & Turnout 0

| | | |
|----------------------|-----------|--------------|
| Election Day Turnout | 0 | 0.00% |
| Manual Entry Turnout | 0 | 0.00% |
| SPR Host Turnout | 68 | 0.00% |
| Clerk Pack Turnout | 0 | 0.00% |
| Total... | 68 | 0.00% |

REP - President of the United States 4th

| | | |
|-----------------|------------|--------------|
| Jeb Bush | 1 | 0.76% |
| Ben Carson | 2 | 1.52% |
| Chris Christie | 0 | 0.00% |
| Ted Cruz | 50 | 37.88% |
| Carly Fiorina | 0 | 0.00% |
| Lindsey Graham | 0 | 0.00% |
| Mike Huckabee | 0 | 0.00% |
| John R. Kasich | 15 | 11.36% |
| George Pataki | 0 | 0.00% |
| Rand Paul | 5 | 3.79% |
| Marco Rubio | 4 | 3.03% |
| Rick Santorum | 0 | 0.00% |
| Donald J. Trump | 55 | 41.67% |
| Uncommitted | 0 | 0.00% |
| Write-In | 0 | 0.00% |
| Total... | 132 | 0.00% |

DEM - President of the United States 4th

| | | |
|--------------------------|-----------|--------------|
| Hillary Clinton | 24 | 35.29% |
| Roque Rocky De La Fuente | 0 | 0.00% |
| Martin J. O'Malley | 0 | 0.00% |
| Bernie Sanders | 41 | 60.29% |
| Uncommitted | 3 | 4.41% |
| Write-In | 0 | 0.00% |
| Total... | 68 | 0.00% |

Chesaning Township Precinct 1

Registration & Turnout 1,793

| | | |
|----------------------|-----|--------|
| Election Day Turnout | 0 | 0.00% |
| Manual Entry Turnout | 0 | 0.00% |
| SPR Host Turnout | 530 | 29.56% |

Saginaw_PPP_2016_E

March 8, 2016

Precinct Report
Saginaw County

Chesaning Township Precinct 1

Registration & Turnout 1,793

| | | |
|--------------------|------------|---------------|
| Clerk Pack Turnout | 0 | 0.00% |
| Total... | 530 | 29.56% |

Non Partisan Registration & Turnout 0

| | | |
|----------------------|----------|--------------|
| Election Day Turnout | 0 | 0.00% |
| Manual Entry Turnout | 0 | 0.00% |
| SPR Host Turnout | 0 | 0.00% |
| Clerk Pack Turnout | 0 | 0.00% |
| Total... | 0 | 0.00% |

Republican Registration & Turnout 0

| | | |
|----------------------|------------|--------------|
| Election Day Turnout | 0 | 0.00% |
| Manual Entry Turnout | 0 | 0.00% |
| SPR Host Turnout | 236 | 0.00% |
| Clerk Pack Turnout | 0 | 0.00% |
| Total... | 236 | 0.00% |

Democratic Registration & Turnout 0

| | | |
|----------------------|------------|--------------|
| Election Day Turnout | 0 | 0.00% |
| Manual Entry Turnout | 0 | 0.00% |
| SPR Host Turnout | 294 | 0.00% |
| Clerk Pack Turnout | 0 | 0.00% |
| Total... | 294 | 0.00% |

REP - President of the United States 4th

| | | |
|-----------------|------------|--------------|
| Jeb Bush | 1 | 0.42% |
| Ben Carson | 9 | 3.81% |
| Chris Christie | 0 | 0.00% |
| Ted Cruz | 66 | 27.97% |
| Carly Fiorina | 1 | 0.42% |
| Lindsey Graham | 0 | 0.00% |
| Mike Huckabee | 1 | 0.42% |
| John R. Kasich | 38 | 16.10% |
| George Pataki | 0 | 0.00% |
| Rand Paul | 3 | 1.27% |
| Marco Rubio | 22 | 9.32% |
| Rick Santorum | 0 | 0.00% |
| Donald J. Trump | 90 | 38.14% |
| Uncommitted | 5 | 2.12% |
| Write-In | 0 | 0.00% |
| Total... | 236 | 0.00% |

DEM - President of the United States 4th

| | | |
|--------------------------|------------|----------------|
| Hillary Clinton | 133 | 45.24% |
| Roque Rocky De La Fuente | 0 | 0.00% |
| Martin J. O'Malley | 2 | 0.68% |
| Bernie Sanders | 156 | 53.06% |
| Uncommitted | 2 | 0.68% |
| Write-In | 1 | 0.34% |
| Total... | 294 | 100.00% |

Chesaning Township Precinct 2

Registration & Turnout 1,772

| | | |
|----------------------|-----|--------|
| Election Day Turnout | 0 | 0.00% |
| Manual Entry Turnout | 0 | 0.00% |
| SPR Host Turnout | 587 | 33.13% |

Saginaw_PPP_2016_E

March 8, 2016

Precinct Report

Saginaw County

Chesaning Township Precinct 2

Registration & Turnout 1,772

| | | | |
|--------------------|------------|---------------|--|
| Clerk Pack Turnout | 0 | 0.00% | |
| Total... | 587 | 33.13% | |

Non Partisan Registration & Turnout 0

| | | | |
|----------------------|----------|--------------|--|
| Election Day Turnout | 0 | 0.00% | |
| Manual Entry Turnout | 0 | 0.00% | |
| SPR Host Turnout | 0 | 0.00% | |
| Clerk Pack Turnout | 0 | 0.00% | |
| Total... | 0 | 0.00% | |

Republican Registration & Turnout 0

| | | | |
|----------------------|------------|--------------|--|
| Election Day Turnout | 0 | 0.00% | |
| Manual Entry Turnout | 0 | 0.00% | |
| SPR Host Turnout | 325 | 0.00% | |
| Clerk Pack Turnout | 0 | 0.00% | |
| Total... | 325 | 0.00% | |

Democratic Registration & Turnout 0

| | | | |
|----------------------|------------|--------------|--|
| Election Day Turnout | 0 | 0.00% | |
| Manual Entry Turnout | 0 | 0.00% | |
| SPR Host Turnout | 262 | 0.00% | |
| Clerk Pack Turnout | 0 | 0.00% | |
| Total... | 262 | 0.00% | |

REP - President of the United States 4th

| | | |
|-----------------|------------|--------------|
| Jeb Bush | 2 | 0.62% |
| Ben Carson | 4 | 1.23% |
| Chris Christie | 1 | 0.31% |
| Ted Cruz | 89 | 27.47% |
| Carly Fiorina | 0 | 0.00% |
| Lindsey Graham | 0 | 0.00% |
| Mike Huckabee | 0 | 0.00% |
| John R. Kasich | 44 | 13.58% |
| George Pataki | 0 | 0.00% |
| Rand Paul | 2 | 0.62% |
| Marco Rubio | 25 | 7.72% |
| Rick Santorum | 0 | 0.00% |
| Donald J. Trump | 148 | 45.68% |
| Uncommitted | 9 | 2.78% |
| Write-In | 0 | 0.00% |
| Total... | 324 | 0.00% |

DEM - President of the United States 4th

| | | |
|--------------------------|------------|--------------|
| Hillary Clinton | 124 | 47.33% |
| Roque Rocky De La Fuente | 1 | 0.38% |
| Martin J. O'Malley | 0 | 0.00% |
| Bernie Sanders | 130 | 49.62% |
| Uncommitted | 7 | 2.67% |
| Write-In | 0 | 0.00% |
| Total... | 262 | 0.00% |

Frankenmuth Township Precinct 1

Registration & Turnout 782

| | | | |
|----------------------|-----|--------|--|
| Election Day Turnout | 0 | 0.00% | |
| Manual Entry Turnout | 0 | 0.00% | |
| SPR Host Turnout | 317 | 40.54% | |

Saginaw_PPP_2016_E

March 8, 2016

Precinct Report

Saginaw County

Frankenmuth Township Precinct 1

Registration & Turnout 782

| | | |
|--------------------|------------|---------------|
| Clerk Pack Turnout | 0 | 0.00% |
| Total... | 317 | 40.54% |

Non Partisan Registration & Turnout 0

| | | |
|----------------------|----------|--------------|
| Election Day Turnout | 0 | 0.00% |
| Manual Entry Turnout | 0 | 0.00% |
| SPR Host Turnout | 0 | 0.00% |
| Clerk Pack Turnout | 0 | 0.00% |
| Total... | 0 | 0.00% |

Republican Registration & Turnout 0

| | | |
|----------------------|------------|--------------|
| Election Day Turnout | 0 | 0.00% |
| Manual Entry Turnout | 0 | 0.00% |
| SPR Host Turnout | 268 | 0.00% |
| Clerk Pack Turnout | 0 | 0.00% |
| Total... | 268 | 0.00% |

Democratic Registration & Turnout 0

| | | |
|----------------------|-----------|--------------|
| Election Day Turnout | 0 | 0.00% |
| Manual Entry Turnout | 0 | 0.00% |
| SPR Host Turnout | 49 | 0.00% |
| Clerk Pack Turnout | 0 | 0.00% |
| Total... | 49 | 0.00% |

REP - President of the United States 4th

| | | |
|-----------------|------------|--------------|
| Jeb Bush | 1 | 0.37% |
| Ben Carson | 0 | 0.00% |
| Chris Christie | 0 | 0.00% |
| Ted Cruz | 78 | 29.10% |
| Carly Fiorina | 0 | 0.00% |
| Lindsey Graham | 0 | 0.00% |
| Mike Huckabee | 0 | 0.00% |
| John R. Kasich | 60 | 22.39% |
| George Pataki | 0 | 0.00% |
| Rand Paul | 0 | 0.00% |
| Marco Rubio | 35 | 13.06% |
| Rick Santorum | 0 | 0.00% |
| Donald J. Trump | 91 | 33.96% |
| Uncommitted | 3 | 1.12% |
| Write-In | 0 | 0.00% |
| Total... | 268 | 0.00% |

DEM - President of the United States 4th

| | | |
|--------------------------|-----------|--------------|
| Hillary Clinton | 12 | 24.49% |
| Roque Rocky De La Fuente | 0 | 0.00% |
| Martin J. O'Malley | 0 | 0.00% |
| Bernie Sanders | 36 | 73.47% |
| Uncommitted | 1 | 2.04% |
| Write-In | 0 | 0.00% |
| Total... | 49 | 0.00% |

Frankenmuth Township Precinct 2

Registration & Turnout 810

| | | |
|----------------------|-----|--------|
| Election Day Turnout | 0 | 0.00% |
| Manual Entry Turnout | 0 | 0.00% |
| SPR Host Turnout | 291 | 35.93% |

Saginaw_PPP_2016_E

March 8, 2016

Precinct Report

Saginaw County

Frankenmuth Township Precinct 2

Registration & Turnout 810

| | | |
|--------------------|------------|---------------|
| Clerk Pack Turnout | 0 | 0.00% |
| Total... | 291 | 35.93% |

Non Partisan Registration & Turnout 0

| | | |
|----------------------|----------|--------------|
| Election Day Turnout | 0 | 0.00% |
| Manual Entry Turnout | 0 | 0.00% |
| SPR Host Turnout | 0 | 0.00% |
| Clerk Pack Turnout | 0 | 0.00% |
| Total... | 0 | 0.00% |

Republican Registration & Turnout 0

| | | |
|----------------------|------------|--------------|
| Election Day Turnout | 0 | 0.00% |
| Manual Entry Turnout | 0 | 0.00% |
| SPR Host Turnout | 237 | 0.00% |
| Clerk Pack Turnout | 0 | 0.00% |
| Total... | 237 | 0.00% |

Democratic Registration & Turnout 0

| | | |
|----------------------|-----------|--------------|
| Election Day Turnout | 0 | 0.00% |
| Manual Entry Turnout | 0 | 0.00% |
| SPR Host Turnout | 54 | 0.00% |
| Clerk Pack Turnout | 0 | 0.00% |
| Total... | 54 | 0.00% |

REP - President of the United States 4th

| | | |
|-----------------|------------|--------------|
| Jeb Bush | 3 | 1.27% |
| Ben Carson | 3 | 1.27% |
| Chris Christie | 1 | 0.42% |
| Ted Cruz | 77 | 32.49% |
| Carly Fiorina | 0 | 0.00% |
| Lindsey Graham | 0 | 0.00% |
| Mike Huckabee | 0 | 0.00% |
| John R. Kasich | 56 | 23.63% |
| George Pataki | 0 | 0.00% |
| Rand Paul | 1 | 0.42% |
| Marco Rubio | 29 | 12.24% |
| Rick Santorum | 0 | 0.00% |
| Donald J. Trump | 66 | 27.85% |
| Uncommitted | 1 | 0.42% |
| Write-In | 0 | 0.00% |
| Total... | 237 | 0.00% |

DEM - President of the United States 4th

| | | |
|--------------------------|-----------|--------------|
| Hillary Clinton | 22 | 40.74% |
| Roque Rocky De La Fuente | 0 | 0.00% |
| Martin J. O'Malley | 0 | 0.00% |
| Bernie Sanders | 32 | 59.26% |
| Uncommitted | 0 | 0.00% |
| Write-In | 0 | 0.00% |
| Total... | 54 | 0.00% |

Fremont Township Precinct 1

Registration & Turnout 1,608

| | | |
|----------------------|-----|--------|
| Election Day Turnout | 0 | 0.00% |
| Manual Entry Turnout | 0 | 0.00% |
| SPR Host Turnout | 500 | 31.09% |

Saginaw_PPP_2016_E

March 8, 2016

Precinct Report

Saginaw County

Fremont Township Precinct 1

Registration & Turnout 1,608

| | | |
|--------------------|------------|---------------|
| Clerk Pack Turnout | 0 | 0.00% |
| Total... | 500 | 31.09% |

Non Partisan Registration & Turnout 0

| | | |
|----------------------|----------|--------------|
| Election Day Turnout | 0 | 0.00% |
| Manual Entry Turnout | 0 | 0.00% |
| SPR Host Turnout | 0 | 0.00% |
| Clerk Pack Turnout | 0 | 0.00% |
| Total... | 0 | 0.00% |

Republican Registration & Turnout 0

| | | |
|----------------------|------------|--------------|
| Election Day Turnout | 0 | 0.00% |
| Manual Entry Turnout | 0 | 0.00% |
| SPR Host Turnout | 342 | 0.00% |
| Clerk Pack Turnout | 0 | 0.00% |
| Total... | 342 | 0.00% |

Democratic Registration & Turnout 0

| | | |
|----------------------|------------|--------------|
| Election Day Turnout | 0 | 0.00% |
| Manual Entry Turnout | 0 | 0.00% |
| SPR Host Turnout | 158 | 0.00% |
| Clerk Pack Turnout | 0 | 0.00% |
| Total... | 158 | 0.00% |

REP - President of the United States 4th

| | | |
|-----------------|------------|--------------|
| Jeb Bush | 1 | 0.29% |
| Ben Carson | 6 | 1.75% |
| Chris Christie | 0 | 0.00% |
| Ted Cruz | 119 | 34.80% |
| Carly Fiorina | 0 | 0.00% |
| Lindsey Graham | 0 | 0.00% |
| Mike Huckabee | 0 | 0.00% |
| John R. Kasich | 50 | 14.62% |
| George Pataki | 0 | 0.00% |
| Rand Paul | 0 | 0.00% |
| Marco Rubio | 20 | 5.85% |
| Rick Santorum | 1 | 0.29% |
| Donald J. Trump | 144 | 42.11% |
| Uncommitted | 1 | 0.29% |
| Write-In | 0 | 0.00% |
| Total... | 342 | 0.00% |

DEM - President of the United States 4th

| | | |
|--------------------------|------------|--------------|
| Hillary Clinton | 41 | 25.95% |
| Roque Rocky De La Fuente | 0 | 0.00% |
| Martin J. O'Malley | 0 | 0.00% |
| Bernie Sanders | 111 | 70.25% |
| Uncommitted | 6 | 3.80% |
| Write-In | 0 | 0.00% |
| Total... | 158 | 0.00% |

James Township Precinct 1

Registration & Turnout 1,553

| | | |
|----------------------|-----|--------|
| Election Day Turnout | 0 | 0.00% |
| Manual Entry Turnout | 0 | 0.00% |
| SPR Host Turnout | 640 | 41.21% |

Saginaw_PPP_2016_E

March 8, 2016

Precinct Report

Saginaw County

James Township Precinct 1

| | |
|-----------------------------------|--------------|
| Registration & Turnout | 1,553 |
|-----------------------------------|--------------|

| | | |
|--------------------|------------|---------------|
| Clerk Pack Turnout | 0 | 0.00% |
| Total... | 640 | 41.21% |

| | |
|--|----------|
| Non Partisan Registration & Turnout | 0 |
|--|----------|

| | | |
|----------------------|-----------|--------------|
| Election Day Turnout | 0 | 0.00% |
| Manual Entry Turnout | 0 | 0.00% |
| SPR Host Turnout | 25 | 0.00% |
| Clerk Pack Turnout | 0 | 0.00% |
| Total... | 25 | 0.00% |

| | |
|--|----------|
| Republican Registration & Turnout | 0 |
|--|----------|

| | | |
|----------------------|------------|--------------|
| Election Day Turnout | 0 | 0.00% |
| Manual Entry Turnout | 0 | 0.00% |
| SPR Host Turnout | 389 | 0.00% |
| Clerk Pack Turnout | 0 | 0.00% |
| Total... | 389 | 0.00% |

| | |
|--|----------|
| Democratic Registration & Turnout | 0 |
|--|----------|

| | | |
|----------------------|------------|--------------|
| Election Day Turnout | 0 | 0.00% |
| Manual Entry Turnout | 0 | 0.00% |
| SPR Host Turnout | 226 | 0.00% |
| Clerk Pack Turnout | 0 | 0.00% |
| Total... | 226 | 0.00% |

REP - President of the United States 4th

| | | |
|-----------------|------------|--------------|
| Jeb Bush | 1 | 0.26% |
| Ben Carson | 8 | 2.06% |
| Chris Christie | 1 | 0.26% |
| Ted Cruz | 107 | 27.58% |
| Carly Fiorina | 1 | 0.26% |
| Lindsey Graham | 0 | 0.00% |
| Mike Huckabee | 0 | 0.00% |
| John R. Kasich | 59 | 15.21% |
| George Pataki | 0 | 0.00% |
| Rand Paul | 1 | 0.26% |
| Marco Rubio | 33 | 8.51% |
| Rick Santorum | 0 | 0.00% |
| Donald J. Trump | 174 | 44.85% |
| Uncommitted | 3 | 0.77% |
| Write-In | 0 | 0.00% |
| Total... | 388 | 0.00% |

DEM - President of the United States 4th

| | | |
|--------------------------|------------|--------------|
| Hillary Clinton | 90 | 40.18% |
| Roque Rocky De La Fuente | 0 | 0.00% |
| Martin J. O'Malley | 0 | 0.00% |
| Bernie Sanders | 123 | 54.91% |
| Uncommitted | 11 | 4.91% |
| Write-In | 0 | 0.00% |
| Total... | 224 | 0.00% |

Swan Valley School Proposal

| | | |
|-----------------|------------|----------------|
| YES | 436 | 69.87% |
| NO | 188 | 30.13% |
| Total... | 624 | 100.00% |

Saginaw_PPP_2016_E

March 8, 2016

Precinct Report

Saginaw County

Jonesfield Township Precinct 1

| | | |
|-----------------------------------|------------|---------------|
| Registration & Turnout | | 1,255 |
| Election Day Turnout | 0 | 0.00% |
| Manual Entry Turnout | 0 | 0.00% |
| SPR Host Turnout | 372 | 29.64% |
| Clerk Pack Turnout | 0 | 0.00% |
| Total... | 372 | 29.64% |

| | | |
|--|----------|--------------|
| Non Partisan Registration & Turnout | | 0 |
| Election Day Turnout | 0 | 0.00% |
| Manual Entry Turnout | 0 | 0.00% |
| SPR Host Turnout | 0 | 0.00% |
| Clerk Pack Turnout | 0 | 0.00% |
| Total... | 0 | 0.00% |

| | | |
|--|------------|--------------|
| Republican Registration & Turnout | | 0 |
| Election Day Turnout | 0 | 0.00% |
| Manual Entry Turnout | 0 | 0.00% |
| SPR Host Turnout | 213 | 0.00% |
| Clerk Pack Turnout | 0 | 0.00% |
| Total... | 213 | 0.00% |

| | | |
|--|------------|--------------|
| Democratic Registration & Turnout | | 0 |
| Election Day Turnout | 0 | 0.00% |
| Manual Entry Turnout | 0 | 0.00% |
| SPR Host Turnout | 159 | 0.00% |
| Clerk Pack Turnout | 0 | 0.00% |
| Total... | 159 | 0.00% |

REP - President of the United States 4th

| | | |
|-----------------|------------|--------------|
| Jeb Bush | 1 | 0.47% |
| Ben Carson | 3 | 1.41% |
| Chris Christie | 0 | 0.00% |
| Ted Cruz | 74 | 34.74% |
| Carly Fiorina | 0 | 0.00% |
| Lindsey Graham | 0 | 0.00% |
| Mike Huckabee | 0 | 0.00% |
| John R. Kasich | 22 | 10.33% |
| George Pataki | 1 | 0.47% |
| Rand Paul | 0 | 0.00% |
| Marco Rubio | 18 | 8.45% |
| Rick Santorum | 0 | 0.00% |
| Donald J. Trump | 90 | 42.25% |
| Uncommitted | 4 | 1.88% |
| Write-In | 0 | 0.00% |
| Total... | 213 | 0.00% |

DEM - President of the United States 4th

| | | |
|--------------------------|------------|--------------|
| Hillary Clinton | 61 | 38.36% |
| Roque Rocky De La Fuente | 0 | 0.00% |
| Martin J. O'Malley | 0 | 0.00% |
| Bernie Sanders | 94 | 59.12% |
| Uncommitted | 4 | 2.52% |
| Write-In | 0 | 0.00% |
| Total... | 159 | 0.00% |

Kochville Township Precinct 1

| | | |
|-----------------------------------|---|--------------|
| Registration & Turnout | | 1,765 |
| Election Day Turnout | 0 | 0.00% |

Saginaw_PPP_2016_E

March 8, 2016

Precinct Report

Saginaw County

Kochville Township Precinct 1

| | | | |
|-----------------------------------|------------|---------------|--|
| Registration & Turnout | | 1,765 | |
| Manual Entry Turnout | 0 | 0.00% | |
| SPR Host Turnout | 557 | 31.56% | |
| Clerk Pack Turnout | 0 | 0.00% | |
| Total... | 557 | 31.56% | |

| | | | |
|--|----------|--------------|--|
| Non Partisan Registration & Turnout | | 0 | |
| Election Day Turnout | 0 | 0.00% | |
| Manual Entry Turnout | 0 | 0.00% | |
| SPR Host Turnout | 0 | 0.00% | |
| Clerk Pack Turnout | 0 | 0.00% | |
| Total... | 0 | 0.00% | |

| | | | |
|--|------------|--------------|--|
| Republican Registration & Turnout | | 0 | |
| Election Day Turnout | 0 | 0.00% | |
| Manual Entry Turnout | 0 | 0.00% | |
| SPR Host Turnout | 363 | 0.00% | |
| Clerk Pack Turnout | 0 | 0.00% | |
| Total... | 363 | 0.00% | |

| | | | |
|--|------------|--------------|--|
| Democratic Registration & Turnout | | 0 | |
| Election Day Turnout | 0 | 0.00% | |
| Manual Entry Turnout | 0 | 0.00% | |
| SPR Host Turnout | 194 | 0.00% | |
| Clerk Pack Turnout | 0 | 0.00% | |
| Total... | 194 | 0.00% | |

REP - President of the United States 4th

| | | | |
|-----------------|------------|--------------|--|
| Jeb Bush | 4 | 1.10% | |
| Ben Carson | 4 | 1.10% | |
| Chris Christie | 0 | 0.00% | |
| Ted Cruz | 110 | 30.30% | |
| Carly Fiorina | 0 | 0.00% | |
| Lindsey Graham | 0 | 0.00% | |
| Mike Huckabee | 0 | 0.00% | |
| John R. Kasich | 70 | 19.28% | |
| George Pataki | 0 | 0.00% | |
| Rand Paul | 0 | 0.00% | |
| Marco Rubio | 29 | 7.99% | |
| Rick Santorum | 0 | 0.00% | |
| Donald J. Trump | 143 | 39.39% | |
| Uncommitted | 3 | 0.83% | |
| Write-In | 0 | 0.00% | |
| Total... | 363 | 0.00% | |

DEM - President of the United States 4th

| | | | |
|--------------------------|------------|--------------|--|
| Hillary Clinton | 80 | 41.24% | |
| Roque Rocky De La Fuente | 0 | 0.00% | |
| Martin J. O'Malley | 0 | 0.00% | |
| Bernie Sanders | 111 | 57.22% | |
| Uncommitted | 3 | 1.55% | |
| Write-In | 0 | 0.00% | |
| Total... | 194 | 0.00% | |

Lakefield Township Precinct 1

| | | | |
|-----------------------------------|---|-------|--|
| Registration & Turnout | | 781 | |
| Election Day Turnout | 0 | 0.00% | |
| Manual Entry Turnout | 0 | 0.00% | |

Saginaw_PPP_2016_E

March 8, 2016

Precinct Report

Saginaw County

Lakefield Township Precinct 1

Registration & Turnout 781

| | | |
|--------------------|------------|---------------|
| SPR Host Turnout | 262 | 33.55% |
| Clerk Pack Turnout | 0 | 0.00% |
| Total... | 262 | 33.55% |

Non Partisan Registration & Turnout 0

| | | |
|----------------------|----------|--------------|
| Election Day Turnout | 0 | 0.00% |
| Manual Entry Turnout | 0 | 0.00% |
| SPR Host Turnout | 0 | 0.00% |
| Clerk Pack Turnout | 0 | 0.00% |
| Total... | 0 | 0.00% |

Republican Registration & Turnout 0

| | | |
|----------------------|------------|--------------|
| Election Day Turnout | 0 | 0.00% |
| Manual Entry Turnout | 0 | 0.00% |
| SPR Host Turnout | 178 | 0.00% |
| Clerk Pack Turnout | 0 | 0.00% |
| Total... | 178 | 0.00% |

Democratic Registration & Turnout 0

| | | |
|----------------------|-----------|--------------|
| Election Day Turnout | 0 | 0.00% |
| Manual Entry Turnout | 0 | 0.00% |
| SPR Host Turnout | 84 | 0.00% |
| Clerk Pack Turnout | 0 | 0.00% |
| Total... | 84 | 0.00% |

REP - President of the United States 4th

| | | |
|-----------------|------------|--------------|
| Jeb Bush | 0 | 0.00% |
| Ben Carson | 2 | 1.12% |
| Chris Christie | 0 | 0.00% |
| Ted Cruz | 47 | 26.40% |
| Carly Fiorina | 0 | 0.00% |
| Lindsey Graham | 1 | 0.56% |
| Mike Huckabee | 0 | 0.00% |
| John R. Kasich | 30 | 16.85% |
| George Pataki | 0 | 0.00% |
| Rand Paul | 1 | 0.56% |
| Marco Rubio | 6 | 3.37% |
| Rick Santorum | 0 | 0.00% |
| Donald J. Trump | 88 | 49.44% |
| Uncommitted | 3 | 1.69% |
| Write-In | 0 | 0.00% |
| Total... | 178 | 0.00% |

DEM - President of the United States 4th

| | | |
|--------------------------|-----------|--------------|
| Hillary Clinton | 39 | 46.43% |
| Roque Rocky De La Fuente | 0 | 0.00% |
| Martin J. O'Malley | 0 | 0.00% |
| Bernie Sanders | 44 | 52.38% |
| Uncommitted | 1 | 1.19% |
| Write-In | 0 | 0.00% |
| Total... | 84 | 0.00% |

Maple Grove Township Precinct 1

Registration & Turnout 1,980

| | | |
|----------------------|-----|--------|
| Election Day Turnout | 0 | 0.00% |
| Manual Entry Turnout | 683 | 34.49% |
| SPR Host Turnout | 0 | 0.00% |

Saginaw_PPP_2016_E

March 8, 2016

Precinct Report

Saginaw County

Maple Grove Township Precinct 1

Registration & Turnout 1,980

| | | |
|--------------------|------------|---------------|
| Clerk Pack Turnout | 0 | 0.00% |
| Total... | 683 | 34.49% |

Non Partisan Registration & Turnout 0

| | | |
|----------------------|----------|--------------|
| Election Day Turnout | 0 | 0.00% |
| Manual Entry Turnout | 0 | 0.00% |
| SPR Host Turnout | 0 | 0.00% |
| Clerk Pack Turnout | 0 | 0.00% |
| Total... | 0 | 0.00% |

Republican Registration & Turnout 0

| | | |
|----------------------|------------|--------------|
| Election Day Turnout | 0 | 0.00% |
| Manual Entry Turnout | 358 | 0.00% |
| SPR Host Turnout | 0 | 0.00% |
| Clerk Pack Turnout | 0 | 0.00% |
| Total... | 358 | 0.00% |

Democratic Registration & Turnout 0

| | | |
|----------------------|------------|--------------|
| Election Day Turnout | 0 | 0.00% |
| Manual Entry Turnout | 325 | 0.00% |
| SPR Host Turnout | 0 | 0.00% |
| Clerk Pack Turnout | 0 | 0.00% |
| Total... | 325 | 0.00% |

REP - President of the United States 4th

| | | |
|-----------------|------------|----------------|
| Jeb Bush | 2 | 0.56% |
| Ben Carson | 8 | 2.23% |
| Chris Christie | 1 | 0.28% |
| Ted Cruz | 103 | 28.77% |
| Carly Fiorina | 0 | 0.00% |
| Lindsey Graham | 1 | 0.28% |
| Mike Huckabee | 0 | 0.00% |
| John R. Kasich | 62 | 17.32% |
| George Pataki | 0 | 0.00% |
| Rand Paul | 0 | 0.00% |
| Marco Rubio | 26 | 7.26% |
| Rick Santorum | 0 | 0.00% |
| Donald J. Trump | 151 | 42.18% |
| Uncommitted | 3 | 0.84% |
| Write-In | 1 | 0.28% |
| Total... | 358 | 100.00% |

DEM - President of the United States 4th

| | | |
|--------------------------|------------|----------------|
| Hillary Clinton | 131 | 40.43% |
| Roque Rocky De La Fuente | 0 | 0.00% |
| Martin J. O'Malley | 2 | 0.62% |
| Bernie Sanders | 185 | 57.10% |
| Uncommitted | 6 | 1.85% |
| Write-In | 0 | 0.00% |
| Total... | 324 | 100.00% |

Marion Township Precinct 1

Registration & Turnout 625

| | | |
|----------------------|-----|--------|
| Election Day Turnout | 0 | 0.00% |
| Manual Entry Turnout | 0 | 0.00% |
| SPR Host Turnout | 197 | 31.52% |

Saginaw_PPP_2016_E

March 8, 2016

Precinct Report

Saginaw County

Marion Township Precinct 1

Registration & Turnout 625

| | | | |
|--------------------|------------|---------------|--|
| Clerk Pack Turnout | 0 | 0.00% | |
| Total... | 197 | 31.52% | |

Non Partisan Registration & Turnout 0

| | | | |
|----------------------|----------|--------------|--|
| Election Day Turnout | 0 | 0.00% | |
| Manual Entry Turnout | 0 | 0.00% | |
| SPR Host Turnout | 0 | 0.00% | |
| Clerk Pack Turnout | 0 | 0.00% | |
| Total... | 0 | 0.00% | |

Republican Registration & Turnout 0

| | | | |
|----------------------|------------|--------------|--|
| Election Day Turnout | 0 | 0.00% | |
| Manual Entry Turnout | 0 | 0.00% | |
| SPR Host Turnout | 136 | 0.00% | |
| Clerk Pack Turnout | 0 | 0.00% | |
| Total... | 136 | 0.00% | |

Democratic Registration & Turnout 0

| | | | |
|----------------------|-----------|--------------|--|
| Election Day Turnout | 0 | 0.00% | |
| Manual Entry Turnout | 0 | 0.00% | |
| SPR Host Turnout | 61 | 0.00% | |
| Clerk Pack Turnout | 0 | 0.00% | |
| Total... | 61 | 0.00% | |

REP - President of the United States 4th

| | | | |
|-----------------|------------|--------------|--|
| Jeb Bush | 1 | 0.74% | |
| Ben Carson | 1 | 0.74% | |
| Chris Christie | 0 | 0.00% | |
| Ted Cruz | 37 | 27.21% | |
| Carly Fiorina | 0 | 0.00% | |
| Lindsey Graham | 0 | 0.00% | |
| Mike Huckabee | 0 | 0.00% | |
| John R. Kasich | 20 | 14.71% | |
| George Pataki | 0 | 0.00% | |
| Rand Paul | 0 | 0.00% | |
| Marco Rubio | 8 | 5.88% | |
| Rick Santorum | 0 | 0.00% | |
| Donald J. Trump | 65 | 47.79% | |
| Uncommitted | 4 | 2.94% | |
| Write-In | 0 | 0.00% | |
| Total... | 136 | 0.00% | |

DEM - President of the United States 4th

| | | | |
|--------------------------|-----------|--------------|--|
| Hillary Clinton | 22 | 36.07% | |
| Roque Rocky De La Fuente | 0 | 0.00% | |
| Martin J. O'Malley | 1 | 1.64% | |
| Bernie Sanders | 33 | 54.10% | |
| Uncommitted | 5 | 8.20% | |
| Write-In | 0 | 0.00% | |
| Total... | 61 | 0.00% | |

Richland Township Precinct 1

Registration & Turnout 1,684

| | | | |
|----------------------|-----|--------|--|
| Election Day Turnout | 0 | 0.00% | |
| Manual Entry Turnout | 0 | 0.00% | |
| SPR Host Turnout | 530 | 31.47% | |

Saginaw_PPP_2016_E

March 8, 2016

Precinct Report

Saginaw County

Richland Township Precinct 1

Registration & Turnout 1,684

| | | |
|--------------------|------------|---------------|
| Clerk Pack Turnout | 0 | 0.00% |
| Total... | 530 | 31.47% |

Non Partisan Registration & Turnout 0

| | | |
|----------------------|----------|--------------|
| Election Day Turnout | 0 | 0.00% |
| Manual Entry Turnout | 0 | 0.00% |
| SPR Host Turnout | 0 | 0.00% |
| Clerk Pack Turnout | 0 | 0.00% |
| Total... | 0 | 0.00% |

Republican Registration & Turnout 0

| | | |
|----------------------|------------|--------------|
| Election Day Turnout | 0 | 0.00% |
| Manual Entry Turnout | 0 | 0.00% |
| SPR Host Turnout | 376 | 0.00% |
| Clerk Pack Turnout | 0 | 0.00% |
| Total... | 376 | 0.00% |

Democratic Registration & Turnout 0

| | | |
|----------------------|------------|--------------|
| Election Day Turnout | 0 | 0.00% |
| Manual Entry Turnout | 0 | 0.00% |
| SPR Host Turnout | 154 | 0.00% |
| Clerk Pack Turnout | 0 | 0.00% |
| Total... | 154 | 0.00% |

REP - President of the United States 4th

| | | |
|-----------------|------------|--------------|
| Jeb Bush | 1 | 0.27% |
| Ben Carson | 5 | 1.33% |
| Chris Christie | 0 | 0.00% |
| Ted Cruz | 123 | 32.71% |
| Carly Fiorina | 0 | 0.00% |
| Lindsey Graham | 0 | 0.00% |
| Mike Huckabee | 1 | 0.27% |
| John R. Kasich | 81 | 21.54% |
| George Pataki | 0 | 0.00% |
| Rand Paul | 1 | 0.27% |
| Marco Rubio | 18 | 4.79% |
| Rick Santorum | 0 | 0.00% |
| Donald J. Trump | 146 | 38.83% |
| Uncommitted | 0 | 0.00% |
| Write-In | 0 | 0.00% |
| Total... | 376 | 0.00% |

DEM - President of the United States 4th

| | | |
|--------------------------|------------|--------------|
| Hillary Clinton | 55 | 35.71% |
| Roque Rocky De La Fuente | 0 | 0.00% |
| Martin J. O'Malley | 0 | 0.00% |
| Bernie Sanders | 97 | 62.99% |
| Uncommitted | 2 | 1.30% |
| Write-In | 0 | 0.00% |
| Total... | 154 | 0.00% |

Richland Township Precinct 2

Registration & Turnout 1,515

| | | |
|----------------------|-----|--------|
| Election Day Turnout | 0 | 0.00% |
| Manual Entry Turnout | 0 | 0.00% |
| SPR Host Turnout | 506 | 33.40% |

Saginaw_PPP_2016_E

March 8, 2016

Precinct Report

Saginaw County

Richland Township Precinct 2

| | |
|-----------------------------------|--------------|
| Registration & Turnout | 1,515 |
|-----------------------------------|--------------|

| | | |
|--------------------|------------|---------------|
| Clerk Pack Turnout | 0 | 0.00% |
| Total... | 506 | 33.40% |

| | |
|--|----------|
| Non Partisan Registration & Turnout | 0 |
|--|----------|

| | | |
|----------------------|----------|--------------|
| Election Day Turnout | 0 | 0.00% |
| Manual Entry Turnout | 0 | 0.00% |
| SPR Host Turnout | 0 | 0.00% |
| Clerk Pack Turnout | 0 | 0.00% |
| Total... | 0 | 0.00% |

| | |
|--|----------|
| Republican Registration & Turnout | 0 |
|--|----------|

| | | |
|----------------------|------------|--------------|
| Election Day Turnout | 0 | 0.00% |
| Manual Entry Turnout | 0 | 0.00% |
| SPR Host Turnout | 374 | 0.00% |
| Clerk Pack Turnout | 0 | 0.00% |
| Total... | 374 | 0.00% |

| | |
|--|----------|
| Democratic Registration & Turnout | 0 |
|--|----------|

| | | |
|----------------------|------------|--------------|
| Election Day Turnout | 0 | 0.00% |
| Manual Entry Turnout | 0 | 0.00% |
| SPR Host Turnout | 132 | 0.00% |
| Clerk Pack Turnout | 0 | 0.00% |
| Total... | 132 | 0.00% |

REP - President of the United States 4th

| | | |
|-----------------|------------|--------------|
| Jeb Bush | 3 | 0.80% |
| Ben Carson | 4 | 1.07% |
| Chris Christie | 0 | 0.00% |
| Ted Cruz | 105 | 28.07% |
| Carly Fiorina | 0 | 0.00% |
| Lindsey Graham | 0 | 0.00% |
| Mike Huckabee | 0 | 0.00% |
| John R. Kasich | 67 | 17.91% |
| George Pataki | 1 | 0.27% |
| Rand Paul | 2 | 0.53% |
| Marco Rubio | 27 | 7.22% |
| Rick Santorum | 0 | 0.00% |
| Donald J. Trump | 161 | 43.05% |
| Uncommitted | 4 | 1.07% |
| Write-In | 0 | 0.00% |
| Total... | 374 | 0.00% |

DEM - President of the United States 4th

| | | |
|--------------------------|------------|--------------|
| Hillary Clinton | 46 | 34.85% |
| Roque Rocky De La Fuente | 0 | 0.00% |
| Martin J. O'Malley | 0 | 0.00% |
| Bernie Sanders | 85 | 64.39% |
| Uncommitted | 1 | 0.76% |
| Write-In | 0 | 0.00% |
| Total... | 132 | 0.00% |

Saginaw Township Precinct 1

| | |
|-----------------------------------|--------------|
| Registration & Turnout | 2,105 |
|-----------------------------------|--------------|

| | | |
|----------------------|-----|--------|
| Election Day Turnout | 507 | 24.09% |
| Manual Entry Turnout | 0 | 0.00% |
| SPR Host Turnout | 0 | 0.00% |

Saginaw_PPP_2016_E

March 8, 2016

Precinct Report

Saginaw County

Saginaw Township Precinct 1

Registration & Turnout 2,105

| | | |
|--------------------|------------|---------------|
| Clerk Pack Turnout | 96 | 4.56% |
| Total... | 603 | 28.65% |

Non Partisan Registration & Turnout 0

| | | |
|----------------------|----------|--------------|
| Election Day Turnout | 0 | 0.00% |
| Manual Entry Turnout | 0 | 0.00% |
| SPR Host Turnout | 0 | 0.00% |
| Clerk Pack Turnout | 0 | 0.00% |
| Total... | 0 | 0.00% |

Republican Registration & Turnout 0

| | | |
|----------------------|------------|--------------|
| Election Day Turnout | 209 | 0.00% |
| Manual Entry Turnout | 0 | 0.00% |
| SPR Host Turnout | 0 | 0.00% |
| Clerk Pack Turnout | 43 | 0.00% |
| Total... | 252 | 0.00% |

Democratic Registration & Turnout 0

| | | |
|----------------------|------------|--------------|
| Election Day Turnout | 298 | 0.00% |
| Manual Entry Turnout | 0 | 0.00% |
| SPR Host Turnout | 0 | 0.00% |
| Clerk Pack Turnout | 53 | 0.00% |
| Total... | 351 | 0.00% |

REP - President of the United States 5th

| | | |
|-----------------|------------|--------------|
| Jeb Bush | 4 | 1.59% |
| Ben Carson | 2 | 0.79% |
| Chris Christie | 0 | 0.00% |
| Ted Cruz | 82 | 32.54% |
| Carly Fiorina | 0 | 0.00% |
| Lindsey Graham | 1 | 0.40% |
| Mike Huckabee | 0 | 0.00% |
| John R. Kasich | 54 | 21.43% |
| George Pataki | 0 | 0.00% |
| Rand Paul | 1 | 0.40% |
| Marco Rubio | 22 | 8.73% |
| Rick Santorum | 0 | 0.00% |
| Donald J. Trump | 86 | 34.13% |
| Uncommitted | 0 | 0.00% |
| Write-In | 0 | 0.00% |
| Total... | 252 | 0.00% |

DEM - President of the United States 5th

| | | |
|--------------------------|------------|--------------|
| Hillary Clinton | 181 | 51.57% |
| Roque Rocky De La Fuente | 0 | 0.00% |
| Martin J. O'Malley | 1 | 0.28% |
| Bernie Sanders | 160 | 45.58% |
| Uncommitted | 9 | 2.56% |
| Write-In | 0 | 0.00% |
| Total... | 351 | 0.00% |

Saginaw Township Precinct 2

Registration & Turnout 1,469

| | | |
|----------------------|-----|--------|
| Election Day Turnout | 535 | 36.42% |
| Manual Entry Turnout | 0 | 0.00% |
| SPR Host Turnout | 0 | 0.00% |

Saginaw_PPP_2016_E

March 8, 2016

Precinct Report

Saginaw County

Saginaw Township Precinct 2

| | |
|-----------------------------------|--------------|
| Registration & Turnout | 1,469 |
|-----------------------------------|--------------|

| | | |
|--------------------|------------|---------------|
| Clerk Pack Turnout | 125 | 8.51% |
| Total... | 660 | 44.93% |

| | |
|--|----------|
| Non Partisan Registration & Turnout | 0 |
|--|----------|

| | | |
|----------------------|----------|--------------|
| Election Day Turnout | 0 | 0.00% |
| Manual Entry Turnout | 0 | 0.00% |
| SPR Host Turnout | 0 | 0.00% |
| Clerk Pack Turnout | 0 | 0.00% |
| Total... | 0 | 0.00% |

| | |
|--|----------|
| Republican Registration & Turnout | 0 |
|--|----------|

| | | |
|----------------------|------------|--------------|
| Election Day Turnout | 341 | 0.00% |
| Manual Entry Turnout | 0 | 0.00% |
| SPR Host Turnout | 0 | 0.00% |
| Clerk Pack Turnout | 90 | 0.00% |
| Total... | 431 | 0.00% |

| | |
|--|----------|
| Democratic Registration & Turnout | 0 |
|--|----------|

| | | |
|----------------------|------------|--------------|
| Election Day Turnout | 194 | 0.00% |
| Manual Entry Turnout | 0 | 0.00% |
| SPR Host Turnout | 0 | 0.00% |
| Clerk Pack Turnout | 35 | 0.00% |
| Total... | 229 | 0.00% |

REP - President of the United States 5th

| | | |
|-----------------|------------|--------------|
| Jeb Bush | 2 | 0.47% |
| Ben Carson | 7 | 1.63% |
| Chris Christie | 2 | 0.47% |
| Ted Cruz | 76 | 17.67% |
| Carly Fiorina | 0 | 0.00% |
| Lindsey Graham | 0 | 0.00% |
| Mike Huckabee | 0 | 0.00% |
| John R. Kasich | 139 | 32.33% |
| George Pataki | 0 | 0.00% |
| Rand Paul | 1 | 0.23% |
| Marco Rubio | 44 | 10.23% |
| Rick Santorum | 0 | 0.00% |
| Donald J. Trump | 150 | 34.88% |
| Uncommitted | 9 | 2.09% |
| Write-In | 0 | 0.00% |
| Total... | 430 | 0.00% |

DEM - President of the United States 5th

| | | |
|--------------------------|------------|--------------|
| Hillary Clinton | 126 | 55.02% |
| Roque Rocky De La Fuente | 1 | 0.44% |
| Martin J. O'Malley | 0 | 0.00% |
| Bernie Sanders | 99 | 43.23% |
| Uncommitted | 3 | 1.31% |
| Write-In | 0 | 0.00% |
| Total... | 229 | 0.00% |

Saginaw Township Precinct 3

| | |
|-----------------------------------|--------------|
| Registration & Turnout | 1,522 |
|-----------------------------------|--------------|

| | | |
|----------------------|-----|--------|
| Election Day Turnout | 545 | 35.81% |
| Manual Entry Turnout | 0 | 0.00% |
| SPR Host Turnout | 0 | 0.00% |

Saginaw_PPP_2016_E

March 8, 2016

Precinct Report

Saginaw County

Saginaw Township Precinct 3

Registration & Turnout 1,522

| | | |
|--------------------|------------|---------------|
| Clerk Pack Turnout | 123 | 8.08% |
| Total... | 668 | 43.89% |

Non Partisan Registration & Turnout 0

| | | |
|----------------------|----------|--------------|
| Election Day Turnout | 0 | 0.00% |
| Manual Entry Turnout | 0 | 0.00% |
| SPR Host Turnout | 0 | 0.00% |
| Clerk Pack Turnout | 0 | 0.00% |
| Total... | 0 | 0.00% |

Republican Registration & Turnout 0

| | | |
|----------------------|------------|--------------|
| Election Day Turnout | 280 | 0.00% |
| Manual Entry Turnout | 0 | 0.00% |
| SPR Host Turnout | 0 | 0.00% |
| Clerk Pack Turnout | 86 | 0.00% |
| Total... | 366 | 0.00% |

Democratic Registration & Turnout 0

| | | |
|----------------------|------------|--------------|
| Election Day Turnout | 265 | 0.00% |
| Manual Entry Turnout | 0 | 0.00% |
| SPR Host Turnout | 0 | 0.00% |
| Clerk Pack Turnout | 37 | 0.00% |
| Total... | 302 | 0.00% |

REP - President of the United States 5th

| | | |
|-----------------|------------|--------------|
| Jeb Bush | 0 | 0.00% |
| Ben Carson | 10 | 2.74% |
| Chris Christie | 2 | 0.55% |
| Ted Cruz | 82 | 22.47% |
| Carly Fiorina | 0 | 0.00% |
| Lindsey Graham | 0 | 0.00% |
| Mike Huckabee | 0 | 0.00% |
| John R. Kasich | 94 | 25.75% |
| George Pataki | 0 | 0.00% |
| Rand Paul | 2 | 0.55% |
| Marco Rubio | 44 | 12.05% |
| Rick Santorum | 1 | 0.27% |
| Donald J. Trump | 121 | 33.15% |
| Uncommitted | 9 | 2.47% |
| Write-In | 0 | 0.00% |
| Total... | 365 | 0.00% |

DEM - President of the United States 5th

| | | |
|--------------------------|------------|--------------|
| Hillary Clinton | 163 | 53.97% |
| Roque Rocky De La Fuente | 0 | 0.00% |
| Martin J. O'Malley | 1 | 0.33% |
| Bernie Sanders | 133 | 44.04% |
| Uncommitted | 5 | 1.66% |
| Write-In | 0 | 0.00% |
| Total... | 302 | 0.00% |

Saginaw Township Precinct 4

Registration & Turnout 2,055

| | | |
|----------------------|-----|--------|
| Election Day Turnout | 406 | 19.76% |
| Manual Entry Turnout | 0 | 0.00% |
| SPR Host Turnout | 0 | 0.00% |

Saginaw_PPP_2016_E

March 8, 2016

Precinct Report

Saginaw County

Saginaw Township Precinct 4

Registration & Turnout 2,055

| | | |
|--------------------|------------|---------------|
| Clerk Pack Turnout | 71 | 3.45% |
| Total... | 477 | 23.21% |

Non Partisan Registration & Turnout 0

| | | |
|----------------------|----------|--------------|
| Election Day Turnout | 0 | 0.00% |
| Manual Entry Turnout | 0 | 0.00% |
| SPR Host Turnout | 0 | 0.00% |
| Clerk Pack Turnout | 0 | 0.00% |
| Total... | 0 | 0.00% |

Republican Registration & Turnout 0

| | | |
|----------------------|------------|--------------|
| Election Day Turnout | 227 | 0.00% |
| Manual Entry Turnout | 0 | 0.00% |
| SPR Host Turnout | 0 | 0.00% |
| Clerk Pack Turnout | 40 | 0.00% |
| Total... | 267 | 0.00% |

Democratic Registration & Turnout 0

| | | |
|----------------------|------------|--------------|
| Election Day Turnout | 179 | 0.00% |
| Manual Entry Turnout | 0 | 0.00% |
| SPR Host Turnout | 0 | 0.00% |
| Clerk Pack Turnout | 31 | 0.00% |
| Total... | 210 | 0.00% |

REP - President of the United States 5th

| | | |
|-----------------|------------|--------------|
| Jeb Bush | 1 | 0.38% |
| Ben Carson | 3 | 1.13% |
| Chris Christie | 0 | 0.00% |
| Ted Cruz | 55 | 20.75% |
| Carly Fiorina | 0 | 0.00% |
| Lindsey Graham | 0 | 0.00% |
| Mike Huckabee | 0 | 0.00% |
| John R. Kasich | 63 | 23.77% |
| George Pataki | 0 | 0.00% |
| Rand Paul | 1 | 0.38% |
| Marco Rubio | 18 | 6.79% |
| Rick Santorum | 1 | 0.38% |
| Donald J. Trump | 119 | 44.91% |
| Uncommitted | 4 | 1.51% |
| Write-In | 0 | 0.00% |
| Total... | 265 | 0.00% |

DEM - President of the United States 5th

| | | |
|--------------------------|------------|--------------|
| Hillary Clinton | 100 | 47.85% |
| Roque Rocky De La Fuente | 0 | 0.00% |
| Martin J. O'Malley | 1 | 0.48% |
| Bernie Sanders | 102 | 48.80% |
| Uncommitted | 6 | 2.87% |
| Write-In | 0 | 0.00% |
| Total... | 209 | 0.00% |

Saginaw Township Precinct 5

Registration & Turnout 2,438

| | | |
|----------------------|-----|--------|
| Election Day Turnout | 720 | 29.53% |
| Manual Entry Turnout | 0 | 0.00% |
| SPR Host Turnout | 0 | 0.00% |

Saginaw_PPP_2016_E

March 8, 2016

Precinct Report

Saginaw County

Saginaw Township Precinct 5

Registration & Turnout 2,438

| | | |
|--------------------|------------|---------------|
| Clerk Pack Turnout | 135 | 5.54% |
| Total... | 855 | 35.07% |

Non Partisan Registration & Turnout 0

| | | |
|----------------------|----------|--------------|
| Election Day Turnout | 0 | 0.00% |
| Manual Entry Turnout | 0 | 0.00% |
| SPR Host Turnout | 0 | 0.00% |
| Clerk Pack Turnout | 0 | 0.00% |
| Total... | 0 | 0.00% |

Republican Registration & Turnout 0

| | | |
|----------------------|------------|--------------|
| Election Day Turnout | 366 | 0.00% |
| Manual Entry Turnout | 0 | 0.00% |
| SPR Host Turnout | 0 | 0.00% |
| Clerk Pack Turnout | 69 | 0.00% |
| Total... | 435 | 0.00% |

Democratic Registration & Turnout 0

| | | |
|----------------------|------------|--------------|
| Election Day Turnout | 354 | 0.00% |
| Manual Entry Turnout | 0 | 0.00% |
| SPR Host Turnout | 0 | 0.00% |
| Clerk Pack Turnout | 66 | 0.00% |
| Total... | 420 | 0.00% |

REP - President of the United States 5th

| | | |
|-----------------|------------|--------------|
| Jeb Bush | 0 | 0.00% |
| Ben Carson | 5 | 1.15% |
| Chris Christie | 1 | 0.23% |
| Ted Cruz | 132 | 30.34% |
| Carly Fiorina | 0 | 0.00% |
| Lindsey Graham | 0 | 0.00% |
| Mike Huckabee | 0 | 0.00% |
| John R. Kasich | 93 | 21.38% |
| George Pataki | 0 | 0.00% |
| Rand Paul | 2 | 0.46% |
| Marco Rubio | 35 | 8.05% |
| Rick Santorum | 1 | 0.23% |
| Donald J. Trump | 154 | 35.40% |
| Uncommitted | 12 | 2.76% |
| Write-In | 0 | 0.00% |
| Total... | 435 | 0.00% |

DEM - President of the United States 5th

| | | |
|--------------------------|------------|--------------|
| Hillary Clinton | 193 | 45.95% |
| Roque Rocky De La Fuente | 0 | 0.00% |
| Martin J. O'Malley | 0 | 0.00% |
| Bernie Sanders | 221 | 52.62% |
| Uncommitted | 6 | 1.43% |
| Write-In | 0 | 0.00% |
| Total... | 420 | 0.00% |

Saginaw Township Precinct 6

Registration & Turnout 2,427

| | | |
|----------------------|-----|--------|
| Election Day Turnout | 733 | 30.20% |
| Manual Entry Turnout | 0 | 0.00% |
| SPR Host Turnout | 0 | 0.00% |

Saginaw_PPP_2016_E

March 8, 2016

Precinct Report

Saginaw County

Saginaw Township Precinct 6

| | |
|-----------------------------------|--------------|
| Registration & Turnout | 2,427 |
|-----------------------------------|--------------|

| | | |
|--------------------|------------|---------------|
| Clerk Pack Turnout | 159 | 6.55% |
| Total... | 892 | 36.75% |

| | |
|--|----------|
| Non Partisan Registration & Turnout | 0 |
|--|----------|

| | | |
|----------------------|----------|--------------|
| Election Day Turnout | 0 | 0.00% |
| Manual Entry Turnout | 0 | 0.00% |
| SPR Host Turnout | 0 | 0.00% |
| Clerk Pack Turnout | 0 | 0.00% |
| Total... | 0 | 0.00% |

| | |
|--|----------|
| Republican Registration & Turnout | 0 |
|--|----------|

| | | |
|----------------------|------------|--------------|
| Election Day Turnout | 397 | 0.00% |
| Manual Entry Turnout | 0 | 0.00% |
| SPR Host Turnout | 0 | 0.00% |
| Clerk Pack Turnout | 98 | 0.00% |
| Total... | 495 | 0.00% |

| | |
|--|----------|
| Democratic Registration & Turnout | 0 |
|--|----------|

| | | |
|----------------------|------------|--------------|
| Election Day Turnout | 336 | 0.00% |
| Manual Entry Turnout | 0 | 0.00% |
| SPR Host Turnout | 0 | 0.00% |
| Clerk Pack Turnout | 61 | 0.00% |
| Total... | 397 | 0.00% |

REP - President of the United States 5th

| | | |
|-----------------|------------|----------------|
| Jeb Bush | 4 | 0.81% |
| Ben Carson | 5 | 1.01% |
| Chris Christie | 3 | 0.61% |
| Ted Cruz | 112 | 22.63% |
| Carly Fiorina | 1 | 0.20% |
| Lindsey Graham | 0 | 0.00% |
| Mike Huckabee | 0 | 0.00% |
| John R. Kasich | 120 | 24.24% |
| George Pataki | 0 | 0.00% |
| Rand Paul | 1 | 0.20% |
| Marco Rubio | 70 | 14.14% |
| Rick Santorum | 0 | 0.00% |
| Donald J. Trump | 173 | 34.95% |
| Uncommitted | 5 | 1.01% |
| Write-In | 1 | 0.20% |
| Total... | 495 | 100.00% |

DEM - President of the United States 5th

| | | |
|--------------------------|------------|--------------|
| Hillary Clinton | 223 | 56.31% |
| Roque Rocky De La Fuente | 0 | 0.00% |
| Martin J. O'Malley | 2 | 0.51% |
| Bernie Sanders | 165 | 41.67% |
| Uncommitted | 6 | 1.52% |
| Write-In | 0 | 0.00% |
| Total... | 396 | 0.00% |

Saginaw Township Precinct 7

| | |
|-----------------------------------|--------------|
| Registration & Turnout | 1,377 |
|-----------------------------------|--------------|

| | | |
|----------------------|-----|--------|
| Election Day Turnout | 819 | 59.48% |
| Manual Entry Turnout | 0 | 0.00% |
| SPR Host Turnout | 0 | 0.00% |

Saginaw_PPP_2016_E

March 8, 2016

Precinct Report

Saginaw County

Saginaw Township Precinct 7

Registration & Turnout 1,377

| | | |
|--------------------|--------------|---------------|
| Clerk Pack Turnout | 206 | 14.96% |
| Total... | 1,025 | 74.44% |

Non Partisan Registration & Turnout 0

| | | |
|----------------------|----------|--------------|
| Election Day Turnout | 0 | 0.00% |
| Manual Entry Turnout | 0 | 0.00% |
| SPR Host Turnout | 0 | 0.00% |
| Clerk Pack Turnout | 0 | 0.00% |
| Total... | 0 | 0.00% |

Republican Registration & Turnout 0

| | | |
|----------------------|------------|--------------|
| Election Day Turnout | 445 | 0.00% |
| Manual Entry Turnout | 0 | 0.00% |
| SPR Host Turnout | 0 | 0.00% |
| Clerk Pack Turnout | 127 | 0.00% |
| Total... | 572 | 0.00% |

Democratic Registration & Turnout 0

| | | |
|----------------------|------------|--------------|
| Election Day Turnout | 374 | 0.00% |
| Manual Entry Turnout | 0 | 0.00% |
| SPR Host Turnout | 0 | 0.00% |
| Clerk Pack Turnout | 79 | 0.00% |
| Total... | 453 | 0.00% |

REP - President of the United States 5th

| | | |
|-----------------|------------|--------------|
| Jeb Bush | 6 | 1.05% |
| Ben Carson | 8 | 1.40% |
| Chris Christie | 4 | 0.70% |
| Ted Cruz | 162 | 28.32% |
| Carly Fiorina | 0 | 0.00% |
| Lindsey Graham | 1 | 0.17% |
| Mike Huckabee | 2 | 0.35% |
| John R. Kasich | 119 | 20.80% |
| George Pataki | 0 | 0.00% |
| Rand Paul | 3 | 0.52% |
| Marco Rubio | 68 | 11.89% |
| Rick Santorum | 2 | 0.35% |
| Donald J. Trump | 188 | 32.87% |
| Uncommitted | 9 | 1.57% |
| Write-In | 0 | 0.00% |
| Total... | 572 | 0.00% |

DEM - President of the United States 5th

| | | |
|--------------------------|------------|----------------|
| Hillary Clinton | 223 | 49.23% |
| Roque Rocky De La Fuente | 0 | 0.00% |
| Martin J. O'Malley | 3 | 0.66% |
| Bernie Sanders | 219 | 48.34% |
| Uncommitted | 7 | 1.55% |
| Write-In | 1 | 0.22% |
| Total... | 453 | 100.00% |

Saginaw Township Precinct 8

Registration & Turnout 1,372

| | | |
|----------------------|-----|--------|
| Election Day Turnout | 492 | 35.86% |
| Manual Entry Turnout | 0 | 0.00% |
| SPR Host Turnout | 0 | 0.00% |

Saginaw_PPP_2016_E

March 8, 2016

Precinct Report

Saginaw County

Saginaw Township Precinct 8

Registration & Turnout 1,372

| | | | |
|--------------------|------------|---------------|--|
| Clerk Pack Turnout | 87 | 6.34% | |
| Total... | 579 | 42.20% | |

Non Partisan Registration & Turnout 0

| | | | |
|----------------------|----------|--------------|--|
| Election Day Turnout | 0 | 0.00% | |
| Manual Entry Turnout | 0 | 0.00% | |
| SPR Host Turnout | 0 | 0.00% | |
| Clerk Pack Turnout | 0 | 0.00% | |
| Total... | 0 | 0.00% | |

Republican Registration & Turnout 0

| | | | |
|----------------------|------------|--------------|--|
| Election Day Turnout | 256 | 0.00% | |
| Manual Entry Turnout | 0 | 0.00% | |
| SPR Host Turnout | 0 | 0.00% | |
| Clerk Pack Turnout | 52 | 0.00% | |
| Total... | 308 | 0.00% | |

Democratic Registration & Turnout 0

| | | | |
|----------------------|------------|--------------|--|
| Election Day Turnout | 236 | 0.00% | |
| Manual Entry Turnout | 0 | 0.00% | |
| SPR Host Turnout | 0 | 0.00% | |
| Clerk Pack Turnout | 35 | 0.00% | |
| Total... | 271 | 0.00% | |

REP - President of the United States 5th

| | | |
|-----------------|------------|--------------|
| Jeb Bush | 2 | 0.65% |
| Ben Carson | 9 | 2.93% |
| Chris Christie | 1 | 0.33% |
| Ted Cruz | 81 | 26.38% |
| Carly Fiorina | 0 | 0.00% |
| Lindsey Graham | 1 | 0.33% |
| Mike Huckabee | 1 | 0.33% |
| John R. Kasich | 63 | 20.52% |
| George Pataki | 0 | 0.00% |
| Rand Paul | 1 | 0.33% |
| Marco Rubio | 24 | 7.82% |
| Rick Santorum | 0 | 0.00% |
| Donald J. Trump | 119 | 38.76% |
| Uncommitted | 5 | 1.63% |
| Write-In | 0 | 0.00% |
| Total... | 307 | 0.00% |

DEM - President of the United States 5th

| | | |
|--------------------------|------------|--------------|
| Hillary Clinton | 129 | 47.60% |
| Roque Rocky De La Fuente | 0 | 0.00% |
| Martin J. O'Malley | 1 | 0.37% |
| Bernie Sanders | 137 | 50.55% |
| Uncommitted | 4 | 1.48% |
| Write-In | 0 | 0.00% |
| Total... | 271 | 0.00% |

Saginaw Township Precinct 9

Registration & Turnout 2,089

| | | | |
|----------------------|-----|--------|--|
| Election Day Turnout | 601 | 28.77% | |
| Manual Entry Turnout | 0 | 0.00% | |
| SPR Host Turnout | 0 | 0.00% | |

Saginaw_PPP_2016_E

March 8, 2016

Precinct Report

Saginaw County

Saginaw Township Precinct 9

Registration & Turnout 2,089

| | | |
|--------------------|------------|---------------|
| Clerk Pack Turnout | 191 | 9.14% |
| Total... | 792 | 37.91% |

Non Partisan Registration & Turnout 0

| | | |
|----------------------|----------|--------------|
| Election Day Turnout | 0 | 0.00% |
| Manual Entry Turnout | 0 | 0.00% |
| SPR Host Turnout | 0 | 0.00% |
| Clerk Pack Turnout | 0 | 0.00% |
| Total... | 0 | 0.00% |

Republican Registration & Turnout 0

| | | |
|----------------------|------------|--------------|
| Election Day Turnout | 355 | 0.00% |
| Manual Entry Turnout | 0 | 0.00% |
| SPR Host Turnout | 0 | 0.00% |
| Clerk Pack Turnout | 125 | 0.00% |
| Total... | 480 | 0.00% |

Democratic Registration & Turnout 0

| | | |
|----------------------|------------|--------------|
| Election Day Turnout | 246 | 0.00% |
| Manual Entry Turnout | 0 | 0.00% |
| SPR Host Turnout | 0 | 0.00% |
| Clerk Pack Turnout | 66 | 0.00% |
| Total... | 312 | 0.00% |

REP - President of the United States 5th

| | | |
|-----------------|------------|----------------|
| Jeb Bush | 5 | 1.04% |
| Ben Carson | 5 | 1.04% |
| Chris Christie | 4 | 0.83% |
| Ted Cruz | 133 | 27.71% |
| Carly Fiorina | 0 | 0.00% |
| Lindsey Graham | 0 | 0.00% |
| Mike Huckabee | 1 | 0.21% |
| John R. Kasich | 97 | 20.21% |
| George Pataki | 0 | 0.00% |
| Rand Paul | 0 | 0.00% |
| Marco Rubio | 46 | 9.58% |
| Rick Santorum | 1 | 0.21% |
| Donald J. Trump | 176 | 36.67% |
| Uncommitted | 11 | 2.29% |
| Write-In | 1 | 0.21% |
| Total... | 480 | 100.00% |

DEM - President of the United States 5th

| | | |
|--------------------------|------------|--------------|
| Hillary Clinton | 176 | 56.41% |
| Roque Rocky De La Fuente | 0 | 0.00% |
| Martin J. O'Malley | 2 | 0.64% |
| Bernie Sanders | 129 | 41.35% |
| Uncommitted | 5 | 1.60% |
| Write-In | 0 | 0.00% |
| Total... | 312 | 0.00% |

Saginaw Township Precinct 10

Registration & Turnout 2,416

| | | |
|----------------------|-----|--------|
| Election Day Turnout | 694 | 28.73% |
| Manual Entry Turnout | 0 | 0.00% |
| SPR Host Turnout | 0 | 0.00% |

Saginaw_PPP_2016_E

March 8, 2016

Precinct Report

Saginaw County

Saginaw Township Precinct 10

Registration & Turnout 2,416

| | | |
|--------------------|------------|---------------|
| Clerk Pack Turnout | 156 | 6.46% |
| Total... | 850 | 35.18% |

Non Partisan Registration & Turnout 0

| | | |
|----------------------|----------|--------------|
| Election Day Turnout | 0 | 0.00% |
| Manual Entry Turnout | 0 | 0.00% |
| SPR Host Turnout | 0 | 0.00% |
| Clerk Pack Turnout | 0 | 0.00% |
| Total... | 0 | 0.00% |

Republican Registration & Turnout 0

| | | |
|----------------------|------------|--------------|
| Election Day Turnout | 341 | 0.00% |
| Manual Entry Turnout | 0 | 0.00% |
| SPR Host Turnout | 0 | 0.00% |
| Clerk Pack Turnout | 90 | 0.00% |
| Total... | 431 | 0.00% |

Democratic Registration & Turnout 0

| | | |
|----------------------|------------|--------------|
| Election Day Turnout | 353 | 0.00% |
| Manual Entry Turnout | 0 | 0.00% |
| SPR Host Turnout | 0 | 0.00% |
| Clerk Pack Turnout | 66 | 0.00% |
| Total... | 419 | 0.00% |

REP - President of the United States 5th

| | | |
|-----------------|------------|--------------|
| Jeb Bush | 5 | 1.16% |
| Ben Carson | 10 | 2.32% |
| Chris Christie | 0 | 0.00% |
| Ted Cruz | 102 | 23.67% |
| Carly Fiorina | 1 | 0.23% |
| Lindsey Graham | 0 | 0.00% |
| Mike Huckabee | 2 | 0.46% |
| John R. Kasich | 95 | 22.04% |
| George Pataki | 0 | 0.00% |
| Rand Paul | 4 | 0.93% |
| Marco Rubio | 35 | 8.12% |
| Rick Santorum | 1 | 0.23% |
| Donald J. Trump | 171 | 39.68% |
| Uncommitted | 5 | 1.16% |
| Write-In | 0 | 0.00% |
| Total... | 431 | 0.00% |

DEM - President of the United States 5th

| | | |
|--------------------------|------------|----------------|
| Hillary Clinton | 214 | 51.07% |
| Roque Rocky De La Fuente | 0 | 0.00% |
| Martin J. O'Malley | 1 | 0.24% |
| Bernie Sanders | 195 | 46.54% |
| Uncommitted | 8 | 1.91% |
| Write-In | 1 | 0.24% |
| Total... | 419 | 100.00% |

Saginaw Township Precinct 11

Registration & Turnout 2,337

| | | |
|----------------------|-----|--------|
| Election Day Turnout | 573 | 24.52% |
| Manual Entry Turnout | 0 | 0.00% |
| SPR Host Turnout | 0 | 0.00% |

Saginaw_PPP_2016_E

March 8, 2016

Precinct Report

Saginaw County

Saginaw Township Precinct 11

Registration & Turnout 2,337

| | | |
|--------------------|------------|---------------|
| Clerk Pack Turnout | 99 | 4.24% |
| Total... | 672 | 28.75% |

Non Partisan Registration & Turnout 0

| | | |
|----------------------|----------|--------------|
| Election Day Turnout | 0 | 0.00% |
| Manual Entry Turnout | 0 | 0.00% |
| SPR Host Turnout | 0 | 0.00% |
| Clerk Pack Turnout | 0 | 0.00% |
| Total... | 0 | 0.00% |

Republican Registration & Turnout 0

| | | |
|----------------------|------------|--------------|
| Election Day Turnout | 213 | 0.00% |
| Manual Entry Turnout | 0 | 0.00% |
| SPR Host Turnout | 0 | 0.00% |
| Clerk Pack Turnout | 47 | 0.00% |
| Total... | 260 | 0.00% |

Democratic Registration & Turnout 0

| | | |
|----------------------|------------|--------------|
| Election Day Turnout | 360 | 0.00% |
| Manual Entry Turnout | 0 | 0.00% |
| SPR Host Turnout | 0 | 0.00% |
| Clerk Pack Turnout | 52 | 0.00% |
| Total... | 412 | 0.00% |

REP - President of the United States 5th

| | | |
|-----------------|------------|--------------|
| Jeb Bush | 2 | 0.77% |
| Ben Carson | 8 | 3.08% |
| Chris Christie | 3 | 1.15% |
| Ted Cruz | 59 | 22.69% |
| Carly Fiorina | 1 | 0.38% |
| Lindsey Graham | 0 | 0.00% |
| Mike Huckabee | 0 | 0.00% |
| John R. Kasich | 34 | 13.08% |
| George Pataki | 0 | 0.00% |
| Rand Paul | 1 | 0.38% |
| Marco Rubio | 26 | 10.00% |
| Rick Santorum | 2 | 0.77% |
| Donald J. Trump | 117 | 45.00% |
| Uncommitted | 7 | 2.69% |
| Write-In | 0 | 0.00% |
| Total... | 260 | 0.00% |

DEM - President of the United States 5th

| | | |
|--------------------------|------------|----------------|
| Hillary Clinton | 206 | 50.00% |
| Roque Rocky De La Fuente | 0 | 0.00% |
| Martin J. O'Malley | 1 | 0.24% |
| Bernie Sanders | 195 | 47.33% |
| Uncommitted | 9 | 2.18% |
| Write-In | 1 | 0.24% |
| Total... | 412 | 100.00% |

Saginaw Township Precinct 12

Registration & Turnout 2,481

| | | |
|----------------------|-----|--------|
| Election Day Turnout | 504 | 20.31% |
| Manual Entry Turnout | 0 | 0.00% |
| SPR Host Turnout | 0 | 0.00% |

Saginaw_PPP_2016_E

March 8, 2016

Precinct Report

Saginaw County

Saginaw Township Precinct 12

Registration & Turnout 2,481

| | | |
|--------------------|------------|---------------|
| Clerk Pack Turnout | 150 | 6.05% |
| Total... | 654 | 26.36% |

Non Partisan Registration & Turnout 0

| | | |
|----------------------|----------|--------------|
| Election Day Turnout | 0 | 0.00% |
| Manual Entry Turnout | 0 | 0.00% |
| SPR Host Turnout | 0 | 0.00% |
| Clerk Pack Turnout | 0 | 0.00% |
| Total... | 0 | 0.00% |

Republican Registration & Turnout 0

| | | |
|----------------------|------------|--------------|
| Election Day Turnout | 269 | 0.00% |
| Manual Entry Turnout | 0 | 0.00% |
| SPR Host Turnout | 0 | 0.00% |
| Clerk Pack Turnout | 98 | 0.00% |
| Total... | 367 | 0.00% |

Democratic Registration & Turnout 0

| | | |
|----------------------|------------|--------------|
| Election Day Turnout | 235 | 0.00% |
| Manual Entry Turnout | 0 | 0.00% |
| SPR Host Turnout | 0 | 0.00% |
| Clerk Pack Turnout | 52 | 0.00% |
| Total... | 287 | 0.00% |

REP - President of the United States 5th

| | | |
|-----------------|------------|--------------|
| Jeb Bush | 2 | 0.54% |
| Ben Carson | 5 | 1.36% |
| Chris Christie | 1 | 0.27% |
| Ted Cruz | 103 | 28.07% |
| Carly Fiorina | 0 | 0.00% |
| Lindsey Graham | 0 | 0.00% |
| Mike Huckabee | 0 | 0.00% |
| John R. Kasich | 89 | 24.25% |
| George Pataki | 0 | 0.00% |
| Rand Paul | 0 | 0.00% |
| Marco Rubio | 37 | 10.08% |
| Rick Santorum | 1 | 0.27% |
| Donald J. Trump | 121 | 32.97% |
| Uncommitted | 8 | 2.18% |
| Write-In | 0 | 0.00% |
| Total... | 367 | 0.00% |

DEM - President of the United States 5th

| | | |
|--------------------------|------------|--------------|
| Hillary Clinton | 170 | 59.23% |
| Roque Rocky De La Fuente | 0 | 0.00% |
| Martin J. O'Malley | 0 | 0.00% |
| Bernie Sanders | 111 | 38.68% |
| Uncommitted | 6 | 2.09% |
| Write-In | 0 | 0.00% |
| Total... | 287 | 0.00% |

Saginaw Township Precinct 13

Registration & Turnout 2,554

| | | |
|----------------------|-----|--------|
| Election Day Turnout | 740 | 28.97% |
| Manual Entry Turnout | 0 | 0.00% |
| SPR Host Turnout | 0 | 0.00% |

Saginaw_PPP_2016_E

March 8, 2016

Precinct Report

Saginaw County

Saginaw Township Precinct 13

Registration & Turnout 2,554

| | | |
|--------------------|------------|---------------|
| Clerk Pack Turnout | 139 | 5.44% |
| Total... | 879 | 34.42% |

Non Partisan Registration & Turnout 0

| | | |
|----------------------|----------|--------------|
| Election Day Turnout | 0 | 0.00% |
| Manual Entry Turnout | 0 | 0.00% |
| SPR Host Turnout | 0 | 0.00% |
| Clerk Pack Turnout | 0 | 0.00% |
| Total... | 0 | 0.00% |

Republican Registration & Turnout 0

| | | |
|----------------------|------------|--------------|
| Election Day Turnout | 372 | 0.00% |
| Manual Entry Turnout | 0 | 0.00% |
| SPR Host Turnout | 0 | 0.00% |
| Clerk Pack Turnout | 73 | 0.00% |
| Total... | 445 | 0.00% |

Democratic Registration & Turnout 0

| | | |
|----------------------|------------|--------------|
| Election Day Turnout | 368 | 0.00% |
| Manual Entry Turnout | 0 | 0.00% |
| SPR Host Turnout | 0 | 0.00% |
| Clerk Pack Turnout | 66 | 0.00% |
| Total... | 434 | 0.00% |

REP - President of the United States 4th

| | | |
|-----------------|------------|--------------|
| Jeb Bush | 4 | 0.90% |
| Ben Carson | 5 | 1.12% |
| Chris Christie | 0 | 0.00% |
| Ted Cruz | 128 | 28.76% |
| Carly Fiorina | 0 | 0.00% |
| Lindsey Graham | 0 | 0.00% |
| Mike Huckabee | 0 | 0.00% |
| John R. Kasich | 100 | 22.47% |
| George Pataki | 0 | 0.00% |
| Rand Paul | 4 | 0.90% |
| Marco Rubio | 48 | 10.79% |
| Rick Santorum | 0 | 0.00% |
| Donald J. Trump | 152 | 34.16% |
| Uncommitted | 4 | 0.90% |
| Write-In | 0 | 0.00% |
| Total... | 445 | 0.00% |

DEM - President of the United States 4th

| | | |
|--------------------------|------------|----------------|
| Hillary Clinton | 224 | 51.73% |
| Roque Rocky De La Fuente | 0 | 0.00% |
| Martin J. O'Malley | 0 | 0.00% |
| Bernie Sanders | 202 | 46.65% |
| Uncommitted | 6 | 1.39% |
| Write-In | 1 | 0.23% |
| Total... | 433 | 100.00% |

Saginaw Township Precinct 14

Registration & Turnout 1,812

| | | |
|----------------------|-----|--------|
| Election Day Turnout | 695 | 38.36% |
| Manual Entry Turnout | 0 | 0.00% |
| SPR Host Turnout | 0 | 0.00% |

Saginaw_PPP_2016_E

March 8, 2016

Precinct Report

Saginaw County

Saginaw Township Precinct 14

| | |
|-----------------------------------|--------------|
| Registration & Turnout | 1,812 |
|-----------------------------------|--------------|

| | | |
|--------------------|------------|---------------|
| Clerk Pack Turnout | 128 | 7.06% |
| Total... | 823 | 45.42% |

| | |
|--|----------|
| Non Partisan Registration & Turnout | 0 |
|--|----------|

| | | |
|----------------------|----------|--------------|
| Election Day Turnout | 0 | 0.00% |
| Manual Entry Turnout | 0 | 0.00% |
| SPR Host Turnout | 0 | 0.00% |
| Clerk Pack Turnout | 0 | 0.00% |
| Total... | 0 | 0.00% |

| | |
|--|----------|
| Republican Registration & Turnout | 0 |
|--|----------|

| | | |
|----------------------|------------|--------------|
| Election Day Turnout | 386 | 0.00% |
| Manual Entry Turnout | 0 | 0.00% |
| SPR Host Turnout | 0 | 0.00% |
| Clerk Pack Turnout | 91 | 0.00% |
| Total... | 477 | 0.00% |

| | |
|--|----------|
| Democratic Registration & Turnout | 0 |
|--|----------|

| | | |
|----------------------|------------|--------------|
| Election Day Turnout | 309 | 0.00% |
| Manual Entry Turnout | 0 | 0.00% |
| SPR Host Turnout | 0 | 0.00% |
| Clerk Pack Turnout | 37 | 0.00% |
| Total... | 346 | 0.00% |

REP - President of the United States 4th

| | | |
|-----------------|------------|--------------|
| Jeb Bush | 3 | 0.63% |
| Ben Carson | 6 | 1.26% |
| Chris Christie | 1 | 0.21% |
| Ted Cruz | 130 | 27.31% |
| Carly Fiorina | 1 | 0.21% |
| Lindsey Graham | 0 | 0.00% |
| Mike Huckabee | 0 | 0.00% |
| John R. Kasich | 111 | 23.32% |
| George Pataki | 0 | 0.00% |
| Rand Paul | 0 | 0.00% |
| Marco Rubio | 62 | 13.03% |
| Rick Santorum | 1 | 0.21% |
| Donald J. Trump | 154 | 32.35% |
| Uncommitted | 7 | 1.47% |
| Write-In | 0 | 0.00% |
| Total... | 476 | 0.00% |

DEM - President of the United States 4th

| | | |
|--------------------------|------------|--------------|
| Hillary Clinton | 169 | 48.84% |
| Roque Rocky De La Fuente | 2 | 0.58% |
| Martin J. O'Malley | 0 | 0.00% |
| Bernie Sanders | 163 | 47.11% |
| Uncommitted | 12 | 3.47% |
| Write-In | 0 | 0.00% |
| Total... | 346 | 0.00% |

Saginaw Township Precinct 15

| | |
|-----------------------------------|--------------|
| Registration & Turnout | 1,598 |
|-----------------------------------|--------------|

| | | |
|----------------------|-----|--------|
| Election Day Turnout | 295 | 18.46% |
| Manual Entry Turnout | 0 | 0.00% |
| SPR Host Turnout | 0 | 0.00% |

Saginaw_PPP_2016_E

March 8, 2016

Precinct Report

Saginaw County

Saginaw Township Precinct 15

Registration & Turnout 1,598

| | | |
|--------------------|------------|---------------|
| Clerk Pack Turnout | 35 | 2.19% |
| Total... | 330 | 20.65% |

Non Partisan Registration & Turnout 0

| | | |
|----------------------|----------|--------------|
| Election Day Turnout | 0 | 0.00% |
| Manual Entry Turnout | 0 | 0.00% |
| SPR Host Turnout | 0 | 0.00% |
| Clerk Pack Turnout | 0 | 0.00% |
| Total... | 0 | 0.00% |

Republican Registration & Turnout 0

| | | |
|----------------------|------------|--------------|
| Election Day Turnout | 198 | 0.00% |
| Manual Entry Turnout | 0 | 0.00% |
| SPR Host Turnout | 0 | 0.00% |
| Clerk Pack Turnout | 21 | 0.00% |
| Total... | 219 | 0.00% |

Democratic Registration & Turnout 0

| | | |
|----------------------|------------|--------------|
| Election Day Turnout | 97 | 0.00% |
| Manual Entry Turnout | 0 | 0.00% |
| SPR Host Turnout | 0 | 0.00% |
| Clerk Pack Turnout | 14 | 0.00% |
| Total... | 111 | 0.00% |

REP - President of the United States 4th

| | | |
|-----------------|------------|--------------|
| Jeb Bush | 1 | 0.46% |
| Ben Carson | 2 | 0.91% |
| Chris Christie | 0 | 0.00% |
| Ted Cruz | 73 | 33.33% |
| Carly Fiorina | 0 | 0.00% |
| Lindsey Graham | 0 | 0.00% |
| Mike Huckabee | 1 | 0.46% |
| John R. Kasich | 32 | 14.61% |
| George Pataki | 0 | 0.00% |
| Rand Paul | 2 | 0.91% |
| Marco Rubio | 18 | 8.22% |
| Rick Santorum | 0 | 0.00% |
| Donald J. Trump | 89 | 40.64% |
| Uncommitted | 1 | 0.46% |
| Write-In | 0 | 0.00% |
| Total... | 219 | 0.00% |

DEM - President of the United States 4th

| | | |
|--------------------------|------------|--------------|
| Hillary Clinton | 47 | 42.34% |
| Roque Rocky De La Fuente | 0 | 0.00% |
| Martin J. O'Malley | 0 | 0.00% |
| Bernie Sanders | 63 | 56.76% |
| Uncommitted | 1 | 0.90% |
| Write-In | 0 | 0.00% |
| Total... | 111 | 0.00% |

Saginaw Township Precinct 16

Registration & Turnout 1,619

| | | |
|----------------------|-----|--------|
| Election Day Turnout | 781 | 48.24% |
| Manual Entry Turnout | 0 | 0.00% |
| SPR Host Turnout | 0 | 0.00% |

Saginaw_PPP_2016_E

March 8, 2016

Precinct Report

Saginaw County

Saginaw Township Precinct 16

| | |
|-----------------------------------|--------------|
| Registration & Turnout | 1,619 |
|-----------------------------------|--------------|

| | | |
|--------------------|------------|---------------|
| Clerk Pack Turnout | 195 | 12.04% |
| Total... | 976 | 60.28% |

| | |
|--|----------|
| Non Partisan Registration & Turnout | 0 |
|--|----------|

| | | |
|----------------------|----------|--------------|
| Election Day Turnout | 0 | 0.00% |
| Manual Entry Turnout | 0 | 0.00% |
| SPR Host Turnout | 0 | 0.00% |
| Clerk Pack Turnout | 0 | 0.00% |
| Total... | 0 | 0.00% |

| | |
|--|----------|
| Republican Registration & Turnout | 0 |
|--|----------|

| | | |
|----------------------|------------|--------------|
| Election Day Turnout | 496 | 0.00% |
| Manual Entry Turnout | 0 | 0.00% |
| SPR Host Turnout | 0 | 0.00% |
| Clerk Pack Turnout | 124 | 0.00% |
| Total... | 620 | 0.00% |

| | |
|--|----------|
| Democratic Registration & Turnout | 0 |
|--|----------|

| | | |
|----------------------|------------|--------------|
| Election Day Turnout | 285 | 0.00% |
| Manual Entry Turnout | 0 | 0.00% |
| SPR Host Turnout | 0 | 0.00% |
| Clerk Pack Turnout | 71 | 0.00% |
| Total... | 356 | 0.00% |

REP - President of the United States 4th

| | | |
|-----------------|------------|--------------|
| Jeb Bush | 5 | 0.81% |
| Ben Carson | 14 | 2.26% |
| Chris Christie | 0 | 0.00% |
| Ted Cruz | 124 | 20.00% |
| Carly Fiorina | 1 | 0.16% |
| Lindsey Graham | 0 | 0.00% |
| Mike Huckabee | 0 | 0.00% |
| John R. Kasich | 151 | 24.35% |
| George Pataki | 1 | 0.16% |
| Rand Paul | 0 | 0.00% |
| Marco Rubio | 62 | 10.00% |
| Rick Santorum | 1 | 0.16% |
| Donald J. Trump | 257 | 41.45% |
| Uncommitted | 4 | 0.65% |
| Write-In | 0 | 0.00% |
| Total... | 620 | 0.00% |

DEM - President of the United States 4th

| | | |
|--------------------------|------------|----------------|
| Hillary Clinton | 191 | 53.65% |
| Roque Rocky De La Fuente | 1 | 0.28% |
| Martin J. O'Malley | 0 | 0.00% |
| Bernie Sanders | 156 | 43.82% |
| Uncommitted | 7 | 1.97% |
| Write-In | 1 | 0.28% |
| Total... | 356 | 100.00% |

Spaulding Township Precinct 1

| | |
|-----------------------------------|--------------|
| Registration & Turnout | 1,827 |
|-----------------------------------|--------------|

| | | |
|----------------------|-----|--------|
| Election Day Turnout | 0 | 0.00% |
| Manual Entry Turnout | 0 | 0.00% |
| SPR Host Turnout | 510 | 27.91% |

Saginaw_PPP_2016_E

March 8, 2016

Precinct Report

Saginaw County

Spaulding Township Precinct 1

Registration & Turnout 1,827

| | | |
|--------------------|------------|---------------|
| Clerk Pack Turnout | 0 | 0.00% |
| Total... | 510 | 27.91% |

Non Partisan Registration & Turnout 0

| | | |
|----------------------|----------|--------------|
| Election Day Turnout | 0 | 0.00% |
| Manual Entry Turnout | 0 | 0.00% |
| SPR Host Turnout | 0 | 0.00% |
| Clerk Pack Turnout | 0 | 0.00% |
| Total... | 0 | 0.00% |

Republican Registration & Turnout 0

| | | |
|----------------------|------------|--------------|
| Election Day Turnout | 0 | 0.00% |
| Manual Entry Turnout | 0 | 0.00% |
| SPR Host Turnout | 259 | 0.00% |
| Clerk Pack Turnout | 0 | 0.00% |
| Total... | 259 | 0.00% |

Democratic Registration & Turnout 0

| | | |
|----------------------|------------|--------------|
| Election Day Turnout | 0 | 0.00% |
| Manual Entry Turnout | 0 | 0.00% |
| SPR Host Turnout | 251 | 0.00% |
| Clerk Pack Turnout | 0 | 0.00% |
| Total... | 251 | 0.00% |

REP - President of the United States 5th

| | | |
|-----------------|------------|--------------|
| Jeb Bush | 0 | 0.00% |
| Ben Carson | 4 | 1.54% |
| Chris Christie | 1 | 0.39% |
| Ted Cruz | 91 | 35.14% |
| Carly Fiorina | 0 | 0.00% |
| Lindsey Graham | 0 | 0.00% |
| Mike Huckabee | 0 | 0.00% |
| John R. Kasich | 29 | 11.20% |
| George Pataki | 0 | 0.00% |
| Rand Paul | 0 | 0.00% |
| Marco Rubio | 19 | 7.34% |
| Rick Santorum | 0 | 0.00% |
| Donald J. Trump | 115 | 44.40% |
| Uncommitted | 0 | 0.00% |
| Write-In | 0 | 0.00% |
| Total... | 259 | 0.00% |

DEM - President of the United States 5th

| | | |
|--------------------------|------------|--------------|
| Hillary Clinton | 147 | 58.57% |
| Roque Rocky De La Fuente | 0 | 0.00% |
| Martin J. O'Malley | 0 | 0.00% |
| Bernie Sanders | 100 | 39.84% |
| Uncommitted | 4 | 1.59% |
| Write-In | 0 | 0.00% |
| Total... | 251 | 0.00% |

St Charles Township Precinct 1

Registration & Turnout 1,102

| | | |
|----------------------|-----|--------|
| Election Day Turnout | 0 | 0.00% |
| Manual Entry Turnout | 330 | 29.95% |
| SPR Host Turnout | 0 | 0.00% |

Saginaw_PPP_2016_E

March 8, 2016

Precinct Report

Saginaw County

St Charles Township Precinct 1

Registration & Turnout 1,102

| | | |
|--------------------|------------|---------------|
| Clerk Pack Turnout | 0 | 0.00% |
| Total... | 330 | 29.95% |

Non Partisan Registration & Turnout 0

| | | |
|----------------------|----------|--------------|
| Election Day Turnout | 0 | 0.00% |
| Manual Entry Turnout | 0 | 0.00% |
| SPR Host Turnout | 0 | 0.00% |
| Clerk Pack Turnout | 0 | 0.00% |
| Total... | 0 | 0.00% |

Republican Registration & Turnout 0

| | | |
|----------------------|------------|--------------|
| Election Day Turnout | 0 | 0.00% |
| Manual Entry Turnout | 196 | 0.00% |
| SPR Host Turnout | 0 | 0.00% |
| Clerk Pack Turnout | 0 | 0.00% |
| Total... | 196 | 0.00% |

Democratic Registration & Turnout 0

| | | |
|----------------------|------------|--------------|
| Election Day Turnout | 0 | 0.00% |
| Manual Entry Turnout | 134 | 0.00% |
| SPR Host Turnout | 0 | 0.00% |
| Clerk Pack Turnout | 0 | 0.00% |
| Total... | 134 | 0.00% |

REP - President of the United States 4th

| | | |
|-----------------|------------|----------------|
| Jeb Bush | 1 | 0.51% |
| Ben Carson | 4 | 2.04% |
| Chris Christie | 1 | 0.51% |
| Ted Cruz | 51 | 26.02% |
| Carly Fiorina | 0 | 0.00% |
| Lindsey Graham | 0 | 0.00% |
| Mike Huckabee | 1 | 0.51% |
| John R. Kasich | 32 | 16.33% |
| George Pataki | 0 | 0.00% |
| Rand Paul | 0 | 0.00% |
| Marco Rubio | 18 | 9.18% |
| Rick Santorum | 1 | 0.51% |
| Donald J. Trump | 87 | 44.39% |
| Uncommitted | 0 | 0.00% |
| Write-In | 0 | 0.00% |
| Total... | 196 | 100.00% |

DEM - President of the United States 4th

| | | |
|--------------------------|------------|----------------|
| Hillary Clinton | 50 | 37.31% |
| Roque Rocky De La Fuente | 1 | 0.75% |
| Martin J. O'Malley | 1 | 0.75% |
| Bernie Sanders | 81 | 60.45% |
| Uncommitted | 1 | 0.75% |
| Write-In | 0 | 0.00% |
| Total... | 134 | 100.00% |

St Charles Township Precinct 2

Registration & Turnout 1,363

| | | |
|----------------------|-----|--------|
| Election Day Turnout | 0 | 0.00% |
| Manual Entry Turnout | 319 | 23.40% |
| SPR Host Turnout | 0 | 0.00% |

Saginaw_PPP_2016_E

March 8, 2016

Precinct Report

Saginaw County

St Charles Township Precinct 2

| | |
|-----------------------------------|--------------|
| Registration & Turnout | 1,363 |
|-----------------------------------|--------------|

| | | |
|--------------------|------------|---------------|
| Clerk Pack Turnout | 0 | 0.00% |
| Total... | 319 | 23.40% |

| | |
|--|----------|
| Non Partisan Registration & Turnout | 0 |
|--|----------|

| | | |
|----------------------|----------|--------------|
| Election Day Turnout | 0 | 0.00% |
| Manual Entry Turnout | 0 | 0.00% |
| SPR Host Turnout | 0 | 0.00% |
| Clerk Pack Turnout | 0 | 0.00% |
| Total... | 0 | 0.00% |

| | |
|--|----------|
| Republican Registration & Turnout | 0 |
|--|----------|

| | | |
|----------------------|------------|--------------|
| Election Day Turnout | 0 | 0.00% |
| Manual Entry Turnout | 173 | 0.00% |
| SPR Host Turnout | 0 | 0.00% |
| Clerk Pack Turnout | 0 | 0.00% |
| Total... | 173 | 0.00% |

| | |
|--|----------|
| Democratic Registration & Turnout | 0 |
|--|----------|

| | | |
|----------------------|------------|--------------|
| Election Day Turnout | 0 | 0.00% |
| Manual Entry Turnout | 146 | 0.00% |
| SPR Host Turnout | 0 | 0.00% |
| Clerk Pack Turnout | 0 | 0.00% |
| Total... | 146 | 0.00% |

REP - President of the United States 4th

| | | |
|-----------------|------------|----------------|
| Jeb Bush | 2 | 1.16% |
| Ben Carson | 7 | 4.05% |
| Chris Christie | 0 | 0.00% |
| Ted Cruz | 45 | 26.01% |
| Carly Fiorina | 0 | 0.00% |
| Lindsey Graham | 0 | 0.00% |
| Mike Huckabee | 0 | 0.00% |
| John R. Kasich | 23 | 13.29% |
| George Pataki | 0 | 0.00% |
| Rand Paul | 1 | 0.58% |
| Marco Rubio | 16 | 9.25% |
| Rick Santorum | 1 | 0.58% |
| Donald J. Trump | 76 | 43.93% |
| Uncommitted | 2 | 1.16% |
| Write-In | 0 | 0.00% |
| Total... | 173 | 100.00% |

DEM - President of the United States 4th

| | | |
|--------------------------|------------|----------------|
| Hillary Clinton | 46 | 31.72% |
| Roque Rocky De La Fuente | 1 | 0.69% |
| Martin J. O'Malley | 1 | 0.69% |
| Bernie Sanders | 92 | 63.45% |
| Uncommitted | 5 | 3.45% |
| Write-In | 0 | 0.00% |
| Total... | 145 | 100.00% |

Swan Creek Township Precinct 1

| | |
|-----------------------------------|--------------|
| Registration & Turnout | 1,903 |
|-----------------------------------|--------------|

| | | |
|----------------------|-----|--------|
| Election Day Turnout | 0 | 0.00% |
| Manual Entry Turnout | 0 | 0.00% |
| SPR Host Turnout | 618 | 32.48% |

Saginaw_PPP_2016_E

March 8, 2016

Precinct Report

Saginaw County

Swan Creek Township Precinct 1

| | |
|-----------------------------------|--------------|
| Registration & Turnout | 1,903 |
|-----------------------------------|--------------|

| | | |
|--------------------|------------|---------------|
| Clerk Pack Turnout | 0 | 0.00% |
| Total... | 618 | 32.48% |

| | |
|--|----------|
| Non Partisan Registration & Turnout | 0 |
|--|----------|

| | | |
|----------------------|----------|--------------|
| Election Day Turnout | 0 | 0.00% |
| Manual Entry Turnout | 0 | 0.00% |
| SPR Host Turnout | 0 | 0.00% |
| Clerk Pack Turnout | 0 | 0.00% |
| Total... | 0 | 0.00% |

| | |
|--|----------|
| Republican Registration & Turnout | 0 |
|--|----------|

| | | |
|----------------------|------------|--------------|
| Election Day Turnout | 0 | 0.00% |
| Manual Entry Turnout | 0 | 0.00% |
| SPR Host Turnout | 418 | 0.00% |
| Clerk Pack Turnout | 0 | 0.00% |
| Total... | 418 | 0.00% |

| | |
|--|----------|
| Democratic Registration & Turnout | 0 |
|--|----------|

| | | |
|----------------------|------------|--------------|
| Election Day Turnout | 0 | 0.00% |
| Manual Entry Turnout | 0 | 0.00% |
| SPR Host Turnout | 200 | 0.00% |
| Clerk Pack Turnout | 0 | 0.00% |
| Total... | 200 | 0.00% |

REP - President of the United States 4th

| | | |
|-----------------|------------|--------------|
| Jeb Bush | 0 | 0.00% |
| Ben Carson | 4 | 0.96% |
| Chris Christie | 2 | 0.48% |
| Ted Cruz | 119 | 28.47% |
| Carly Fiorina | 0 | 0.00% |
| Lindsey Graham | 0 | 0.00% |
| Mike Huckabee | 0 | 0.00% |
| John R. Kasich | 74 | 17.70% |
| George Pataki | 0 | 0.00% |
| Rand Paul | 1 | 0.24% |
| Marco Rubio | 27 | 6.46% |
| Rick Santorum | 0 | 0.00% |
| Donald J. Trump | 186 | 44.50% |
| Uncommitted | 5 | 1.20% |
| Write-In | 0 | 0.00% |
| Total... | 418 | 0.00% |

DEM - President of the United States 4th

| | | |
|--------------------------|------------|--------------|
| Hillary Clinton | 81 | 40.50% |
| Roque Rocky De La Fuente | 1 | 0.50% |
| Martin J. O'Malley | 0 | 0.00% |
| Bernie Sanders | 113 | 56.50% |
| Uncommitted | 5 | 2.50% |
| Write-In | 0 | 0.00% |
| Total... | 200 | 0.00% |

Swan Valley School Proposal

| | | |
|-----------------|-----------|----------------|
| YES | 66 | 79.52% |
| NO | 17 | 20.48% |
| Total... | 83 | 100.00% |

Saginaw_PPP_2016_E

March 8, 2016

Precinct Report

Saginaw County

Taymouth Township Precinct 1

| | | |
|-----------------------------------|------------|---------------|
| Registration & Turnout | | 1,438 |
| Election Day Turnout | 0 | 0.00% |
| Manual Entry Turnout | 0 | 0.00% |
| SPR Host Turnout | 476 | 33.10% |
| Clerk Pack Turnout | 0 | 0.00% |
| Total... | 476 | 33.10% |

| | | |
|--|----------|--------------|
| Non Partisan Registration & Turnout | | 0 |
| Election Day Turnout | 0 | 0.00% |
| Manual Entry Turnout | 0 | 0.00% |
| SPR Host Turnout | 0 | 0.00% |
| Clerk Pack Turnout | 0 | 0.00% |
| Total... | 0 | 0.00% |

| | | |
|--|------------|--------------|
| Republican Registration & Turnout | | 0 |
| Election Day Turnout | 0 | 0.00% |
| Manual Entry Turnout | 0 | 0.00% |
| SPR Host Turnout | 266 | 0.00% |
| Clerk Pack Turnout | 0 | 0.00% |
| Total... | 266 | 0.00% |

| | | |
|--|------------|--------------|
| Democratic Registration & Turnout | | 0 |
| Election Day Turnout | 0 | 0.00% |
| Manual Entry Turnout | 0 | 0.00% |
| SPR Host Turnout | 210 | 0.00% |
| Clerk Pack Turnout | 0 | 0.00% |
| Total... | 210 | 0.00% |

REP - President of the United States 4th

| | | |
|-----------------|------------|--------------|
| Jeb Bush | 0 | 0.00% |
| Ben Carson | 1 | 0.38% |
| Chris Christie | 2 | 0.75% |
| Ted Cruz | 78 | 29.43% |
| Carly Fiorina | 1 | 0.38% |
| Lindsey Graham | 0 | 0.00% |
| Mike Huckabee | 0 | 0.00% |
| John R. Kasich | 40 | 15.09% |
| George Pataki | 0 | 0.00% |
| Rand Paul | 1 | 0.38% |
| Marco Rubio | 18 | 6.79% |
| Rick Santorum | 0 | 0.00% |
| Donald J. Trump | 123 | 46.42% |
| Uncommitted | 1 | 0.38% |
| Write-In | 0 | 0.00% |
| Total... | 265 | 0.00% |

DEM - President of the United States 4th

| | | |
|--------------------------|------------|----------------|
| Hillary Clinton | 93 | 44.29% |
| Roque Rocky De La Fuente | 1 | 0.48% |
| Martin J. O'Malley | 0 | 0.00% |
| Bernie Sanders | 109 | 51.90% |
| Uncommitted | 6 | 2.86% |
| Write-In | 1 | 0.48% |
| Total... | 210 | 100.00% |

Taymouth Township Precinct 2

| | | |
|-----------------------------------|---|--------------|
| Registration & Turnout | | 1,981 |
| Election Day Turnout | 0 | 0.00% |

Saginaw_PPP_2016_E

March 8, 2016

Precinct Report

Saginaw County

Taymouth Township Precinct 2

| | | |
|--|------------|---------------|
| Registration & Turnout | | 1,981 |
| Manual Entry Turnout | 0 | 0.00% |
| SPR Host Turnout | 620 | 31.30% |
| Clerk Pack Turnout | 0 | 0.00% |
| Total... | 620 | 31.30% |
| Non Partisan Registration & Turnout | | 0 |
| Election Day Turnout | 0 | 0.00% |
| Manual Entry Turnout | 0 | 0.00% |
| SPR Host Turnout | 0 | 0.00% |
| Clerk Pack Turnout | 0 | 0.00% |
| Total... | 0 | 0.00% |
| Republican Registration & Turnout | | 0 |
| Election Day Turnout | 0 | 0.00% |
| Manual Entry Turnout | 0 | 0.00% |
| SPR Host Turnout | 327 | 0.00% |
| Clerk Pack Turnout | 0 | 0.00% |
| Total... | 327 | 0.00% |
| Democratic Registration & Turnout | | 0 |
| Election Day Turnout | 0 | 0.00% |
| Manual Entry Turnout | 0 | 0.00% |
| SPR Host Turnout | 293 | 0.00% |
| Clerk Pack Turnout | 0 | 0.00% |
| Total... | 293 | 0.00% |

REP - President of the United States 4th

| | | |
|-----------------|------------|----------------|
| Jeb Bush | 1 | 0.31% |
| Ben Carson | 9 | 2.75% |
| Chris Christie | 1 | 0.31% |
| Ted Cruz | 87 | 26.61% |
| Carly Fiorina | 0 | 0.00% |
| Lindsey Graham | 1 | 0.31% |
| Mike Huckabee | 1 | 0.31% |
| John R. Kasich | 46 | 14.07% |
| George Pataki | 0 | 0.00% |
| Rand Paul | 1 | 0.31% |
| Marco Rubio | 19 | 5.81% |
| Rick Santorum | 0 | 0.00% |
| Donald J. Trump | 153 | 46.79% |
| Uncommitted | 7 | 2.14% |
| Write-In | 1 | 0.31% |
| Total... | 327 | 100.00% |

DEM - President of the United States 4th

| | | |
|--------------------------|------------|--------------|
| Hillary Clinton | 139 | 47.60% |
| Roque Rocky De La Fuente | 0 | 0.00% |
| Martin J. O'Malley | 1 | 0.34% |
| Bernie Sanders | 148 | 50.68% |
| Uncommitted | 4 | 1.37% |
| Write-In | 0 | 0.00% |
| Total... | 292 | 0.00% |

Thomas Township Precinct 1

| | | |
|-----------------------------------|---|--------------|
| Registration & Turnout | | 1,288 |
| Election Day Turnout | 0 | 0.00% |
| Manual Entry Turnout | 0 | 0.00% |

Saginaw_PPP_2016_E

March 8, 2016

Precinct Report

Saginaw County

Thomas Township Precinct 1

Registration & Turnout 1,288

| | | |
|--------------------|------------|---------------|
| SPR Host Turnout | 460 | 35.71% |
| Clerk Pack Turnout | 91 | 7.07% |
| Total... | 551 | 42.78% |

Non Partisan Registration & Turnout 0

| | | |
|----------------------|-----------|--------------|
| Election Day Turnout | 0 | 0.00% |
| Manual Entry Turnout | 0 | 0.00% |
| SPR Host Turnout | 0 | 0.00% |
| Clerk Pack Turnout | 91 | 0.00% |
| Total... | 91 | 0.00% |

Republican Registration & Turnout 0

| | | |
|----------------------|------------|--------------|
| Election Day Turnout | 0 | 0.00% |
| Manual Entry Turnout | 0 | 0.00% |
| SPR Host Turnout | 331 | 0.00% |
| Clerk Pack Turnout | 0 | 0.00% |
| Total... | 331 | 0.00% |

Democratic Registration & Turnout 0

| | | |
|----------------------|------------|--------------|
| Election Day Turnout | 0 | 0.00% |
| Manual Entry Turnout | 0 | 0.00% |
| SPR Host Turnout | 129 | 0.00% |
| Clerk Pack Turnout | 0 | 0.00% |
| Total... | 129 | 0.00% |

REP - President of the United States 4th

| | | |
|-----------------|------------|----------------|
| Jeb Bush | 2 | 0.50% |
| Ben Carson | 6 | 1.51% |
| Chris Christie | 1 | 0.25% |
| Ted Cruz | 106 | 26.70% |
| Carly Fiorina | 1 | 0.25% |
| Lindsey Graham | 0 | 0.00% |
| Mike Huckabee | 1 | 0.25% |
| John R. Kasich | 96 | 24.18% |
| George Pataki | 1 | 0.25% |
| Rand Paul | 0 | 0.00% |
| Marco Rubio | 31 | 7.81% |
| Rick Santorum | 0 | 0.00% |
| Donald J. Trump | 146 | 36.78% |
| Uncommitted | 4 | 1.01% |
| Write-In | 2 | 0.50% |
| Total... | 397 | 100.00% |

DEM - President of the United States 4th

| | | |
|--------------------------|------------|----------------|
| Hillary Clinton | 65 | 42.48% |
| Roque Rocky De La Fuente | 0 | 0.00% |
| Martin J. O'Malley | 0 | 0.00% |
| Bernie Sanders | 88 | 57.52% |
| Uncommitted | 0 | 0.00% |
| Write-In | 0 | 0.00% |
| Total... | 153 | 100.00% |

Thomas Township Precinct 2

Registration & Turnout 1,531

| | | |
|----------------------|-----|--------|
| Election Day Turnout | 0 | 0.00% |
| Manual Entry Turnout | 0 | 0.00% |
| SPR Host Turnout | 444 | 29.00% |

Saginaw_PPP_2016_E

March 8, 2016

Precinct Report

Saginaw County

Thomas Township Precinct 2

| | |
|-----------------------------------|--------------|
| Registration & Turnout | 1,531 |
|-----------------------------------|--------------|

| | | |
|--------------------|------------|---------------|
| Clerk Pack Turnout | 113 | 7.38% |
| Total... | 557 | 36.38% |

| | |
|--|----------|
| Non Partisan Registration & Turnout | 0 |
|--|----------|

| | | |
|----------------------|------------|--------------|
| Election Day Turnout | 0 | 0.00% |
| Manual Entry Turnout | 0 | 0.00% |
| SPR Host Turnout | 8 | 0.00% |
| Clerk Pack Turnout | 113 | 0.00% |
| Total... | 121 | 0.00% |

| | |
|--|----------|
| Republican Registration & Turnout | 0 |
|--|----------|

| | | |
|----------------------|------------|--------------|
| Election Day Turnout | 0 | 0.00% |
| Manual Entry Turnout | 0 | 0.00% |
| SPR Host Turnout | 255 | 0.00% |
| Clerk Pack Turnout | 0 | 0.00% |
| Total... | 255 | 0.00% |

| | |
|--|----------|
| Democratic Registration & Turnout | 0 |
|--|----------|

| | | |
|----------------------|------------|--------------|
| Election Day Turnout | 0 | 0.00% |
| Manual Entry Turnout | 0 | 0.00% |
| SPR Host Turnout | 181 | 0.00% |
| Clerk Pack Turnout | 0 | 0.00% |
| Total... | 181 | 0.00% |

REP - President of the United States 4th

| | | |
|-----------------|------------|----------------|
| Jeb Bush | 1 | 0.31% |
| Ben Carson | 4 | 1.25% |
| Chris Christie | 0 | 0.00% |
| Ted Cruz | 93 | 29.06% |
| Carly Fiorina | 0 | 0.00% |
| Lindsey Graham | 0 | 0.00% |
| Mike Huckabee | 1 | 0.31% |
| John R. Kasich | 66 | 20.63% |
| George Pataki | 0 | 0.00% |
| Rand Paul | 1 | 0.31% |
| Marco Rubio | 29 | 9.06% |
| Rick Santorum | 1 | 0.31% |
| Donald J. Trump | 119 | 37.19% |
| Uncommitted | 5 | 1.56% |
| Write-In | 0 | 0.00% |
| Total... | 320 | 100.00% |

DEM - President of the United States 4th

| | | |
|--------------------------|------------|----------------|
| Hillary Clinton | 95 | 43.58% |
| Roque Rocky De La Fuente | 0 | 0.00% |
| Martin J. O'Malley | 0 | 0.00% |
| Bernie Sanders | 117 | 53.67% |
| Uncommitted | 6 | 2.75% |
| Write-In | 0 | 0.00% |
| Total... | 218 | 100.00% |

Swan Valley School Proposal

| | | |
|-----------------|------------|----------------|
| YES | 425 | 79.74% |
| NO | 108 | 20.26% |
| Total... | 533 | 100.00% |

Saginaw_PPP_2016_E

March 8, 2016

Precinct Report

Saginaw County

Thomas Township Precinct 3

| | | | |
|-----------------------------------|------------|---------------|--|
| Registration & Turnout | | 1,791 | |
| Election Day Turnout | 0 | 0.00% | |
| Manual Entry Turnout | 0 | 0.00% | |
| SPR Host Turnout | 462 | 25.80% | |
| Clerk Pack Turnout | 143 | 7.98% | |
| Total... | 605 | 33.78% | |

| | | | |
|--|------------|--------------|--|
| Non Partisan Registration & Turnout | | 0 | |
| Election Day Turnout | 0 | 0.00% | |
| Manual Entry Turnout | 0 | 0.00% | |
| SPR Host Turnout | 0 | 0.00% | |
| Clerk Pack Turnout | 143 | 0.00% | |
| Total... | 143 | 0.00% | |

| | | | |
|--|------------|--------------|--|
| Republican Registration & Turnout | | 0 | |
| Election Day Turnout | 0 | 0.00% | |
| Manual Entry Turnout | 0 | 0.00% | |
| SPR Host Turnout | 289 | 0.00% | |
| Clerk Pack Turnout | 0 | 0.00% | |
| Total... | 289 | 0.00% | |

| | | | |
|--|------------|--------------|--|
| Democratic Registration & Turnout | | 0 | |
| Election Day Turnout | 0 | 0.00% | |
| Manual Entry Turnout | 0 | 0.00% | |
| SPR Host Turnout | 173 | 0.00% | |
| Clerk Pack Turnout | 0 | 0.00% | |
| Total... | 173 | 0.00% | |

REP - President of the United States 4th

| | | | |
|-----------------|------------|----------------|--|
| Jeb Bush | 0 | 0.00% | |
| Ben Carson | 7 | 1.81% | |
| Chris Christie | 0 | 0.00% | |
| Ted Cruz | 117 | 30.31% | |
| Carly Fiorina | 0 | 0.00% | |
| Lindsey Graham | 0 | 0.00% | |
| Mike Huckabee | 1 | 0.26% | |
| John R. Kasich | 59 | 15.28% | |
| George Pataki | 0 | 0.00% | |
| Rand Paul | 1 | 0.26% | |
| Marco Rubio | 32 | 8.29% | |
| Rick Santorum | 0 | 0.00% | |
| Donald J. Trump | 159 | 41.19% | |
| Uncommitted | 10 | 2.59% | |
| Write-In | 0 | 0.00% | |
| Total... | 386 | 100.00% | |

DEM - President of the United States 4th

| | | | |
|--------------------------|------------|----------------|--|
| Hillary Clinton | 125 | 57.08% | |
| Roque Rocky De La Fuente | 0 | 0.00% | |
| Martin J. O'Malley | 0 | 0.00% | |
| Bernie Sanders | 89 | 40.64% | |
| Uncommitted | 5 | 2.28% | |
| Write-In | 0 | 0.00% | |
| Total... | 219 | 100.00% | |

Thomas Township Precinct 4

| | | | |
|-----------------------------------|---|--------------|--|
| Registration & Turnout | | 1,142 | |
| Election Day Turnout | 0 | 0.00% | |

Saginaw_PPP_2016_E

March 8, 2016

Precinct Report

Saginaw County

Thomas Township Precinct 4

| | | |
|-----------------------------------|------------|---------------|
| Registration & Turnout | | 1,142 |
| Manual Entry Turnout | 0 | 0.00% |
| SPR Host Turnout | 294 | 25.74% |
| Clerk Pack Turnout | 74 | 6.48% |
| Total... | 368 | 32.22% |

| | | |
|--|-----------|--------------|
| Non Partisan Registration & Turnout | | 0 |
| Election Day Turnout | 0 | 0.00% |
| Manual Entry Turnout | 0 | 0.00% |
| SPR Host Turnout | 0 | 0.00% |
| Clerk Pack Turnout | 74 | 0.00% |
| Total... | 74 | 0.00% |

| | | |
|--|------------|--------------|
| Republican Registration & Turnout | | 0 |
| Election Day Turnout | 0 | 0.00% |
| Manual Entry Turnout | 0 | 0.00% |
| SPR Host Turnout | 218 | 0.00% |
| Clerk Pack Turnout | 0 | 0.00% |
| Total... | 218 | 0.00% |

| | | |
|--|-----------|--------------|
| Democratic Registration & Turnout | | 0 |
| Election Day Turnout | 0 | 0.00% |
| Manual Entry Turnout | 0 | 0.00% |
| SPR Host Turnout | 76 | 0.00% |
| Clerk Pack Turnout | 0 | 0.00% |
| Total... | 76 | 0.00% |

REP - President of the United States 4th

| | | |
|-----------------|------------|----------------|
| Jeb Bush | 3 | 1.08% |
| Ben Carson | 3 | 1.08% |
| Chris Christie | 2 | 0.72% |
| Ted Cruz | 66 | 23.74% |
| Carly Fiorina | 0 | 0.00% |
| Lindsey Graham | 0 | 0.00% |
| Mike Huckabee | 1 | 0.36% |
| John R. Kasich | 55 | 19.78% |
| George Pataki | 0 | 0.00% |
| Rand Paul | 0 | 0.00% |
| Marco Rubio | 33 | 11.87% |
| Rick Santorum | 0 | 0.00% |
| Donald J. Trump | 112 | 40.29% |
| Uncommitted | 3 | 1.08% |
| Write-In | 0 | 0.00% |
| Total... | 278 | 100.00% |

DEM - President of the United States 4th

| | | |
|--------------------------|-----------|----------------|
| Hillary Clinton | 51 | 56.67% |
| Roque Rocky De La Fuente | 0 | 0.00% |
| Martin J. O'Malley | 0 | 0.00% |
| Bernie Sanders | 39 | 43.33% |
| Uncommitted | 0 | 0.00% |
| Write-In | 0 | 0.00% |
| Total... | 90 | 100.00% |

Thomas Township Precinct 5

| | | |
|-----------------------------------|---|-------|
| Registration & Turnout | | 1,537 |
| Election Day Turnout | 0 | 0.00% |
| Manual Entry Turnout | 1 | 0.07% |

Saginaw_PPP_2016_E

March 8, 2016

Precinct Report

Saginaw County

Thomas Township Precinct 5

Registration & Turnout 1,537

| | | |
|--------------------|------------|---------------|
| SPR Host Turnout | 426 | 27.72% |
| Clerk Pack Turnout | 92 | 5.99% |
| Total... | 519 | 33.77% |

Non Partisan Registration & Turnout 0

| | | |
|----------------------|-----------|--------------|
| Election Day Turnout | 0 | 0.00% |
| Manual Entry Turnout | 0 | 0.00% |
| SPR Host Turnout | 5 | 0.00% |
| Clerk Pack Turnout | 92 | 0.00% |
| Total... | 97 | 0.00% |

Republican Registration & Turnout 0

| | | |
|----------------------|------------|--------------|
| Election Day Turnout | 0 | 0.00% |
| Manual Entry Turnout | 1 | 0.00% |
| SPR Host Turnout | 256 | 0.00% |
| Clerk Pack Turnout | 0 | 0.00% |
| Total... | 257 | 0.00% |

Democratic Registration & Turnout 0

| | | |
|----------------------|------------|--------------|
| Election Day Turnout | 0 | 0.00% |
| Manual Entry Turnout | 0 | 0.00% |
| SPR Host Turnout | 165 | 0.00% |
| Clerk Pack Turnout | 0 | 0.00% |
| Total... | 165 | 0.00% |

REP - President of the United States 4th

| | | |
|-----------------|------------|----------------|
| Jeb Bush | 0 | 0.00% |
| Ben Carson | 3 | 0.95% |
| Chris Christie | 1 | 0.32% |
| Ted Cruz | 75 | 23.66% |
| Carly Fiorina | 0 | 0.00% |
| Lindsey Graham | 0 | 0.00% |
| Mike Huckabee | 1 | 0.32% |
| John R. Kasich | 67 | 21.14% |
| George Pataki | 0 | 0.00% |
| Rand Paul | 0 | 0.00% |
| Marco Rubio | 28 | 8.83% |
| Rick Santorum | 1 | 0.32% |
| Donald J. Trump | 134 | 42.27% |
| Uncommitted | 7 | 2.21% |
| Write-In | 0 | 0.00% |
| Total... | 317 | 100.00% |

DEM - President of the United States 4th

| | | |
|--------------------------|------------|----------------|
| Hillary Clinton | 81 | 42.41% |
| Roque Rocky De La Fuente | 0 | 0.00% |
| Martin J. O'Malley | 1 | 0.52% |
| Bernie Sanders | 101 | 52.88% |
| Uncommitted | 8 | 4.19% |
| Write-In | 0 | 0.00% |
| Total... | 191 | 100.00% |

Swan Valley School Proposal

| | | |
|-----------------|------------|----------------|
| YES | 386 | 76.59% |
| NO | 118 | 23.41% |
| Total... | 504 | 100.00% |

Saginaw_PPP_2016_E

March 8, 2016

Precinct Report

Saginaw County

Thomas Township Precinct 6

| | | | |
|-----------------------------------|------------|---------------|--|
| Registration & Turnout | | 1,276 | |
| Election Day Turnout | 0 | 0.00% | |
| Manual Entry Turnout | 0 | 0.00% | |
| SPR Host Turnout | 331 | 25.94% | |
| Clerk Pack Turnout | 182 | 14.26% | |
| Total... | 513 | 40.20% | |

| | | | |
|--|------------|--------------|--|
| Non Partisan Registration & Turnout | | 0 | |
| Election Day Turnout | 0 | 0.00% | |
| Manual Entry Turnout | 0 | 0.00% | |
| SPR Host Turnout | 1 | 0.00% | |
| Clerk Pack Turnout | 182 | 0.00% | |
| Total... | 183 | 0.00% | |

| | | | |
|--|------------|--------------|--|
| Republican Registration & Turnout | | 0 | |
| Election Day Turnout | 0 | 0.00% | |
| Manual Entry Turnout | 0 | 0.00% | |
| SPR Host Turnout | 225 | 0.00% | |
| Clerk Pack Turnout | 0 | 0.00% | |
| Total... | 225 | 0.00% | |

| | | | |
|--|------------|--------------|--|
| Democratic Registration & Turnout | | 0 | |
| Election Day Turnout | 0 | 0.00% | |
| Manual Entry Turnout | 0 | 0.00% | |
| SPR Host Turnout | 105 | 0.00% | |
| Clerk Pack Turnout | 0 | 0.00% | |
| Total... | 105 | 0.00% | |

REP - President of the United States 4th

| | | | |
|-----------------|------------|----------------|--|
| Jeb Bush | 10 | 2.87% | |
| Ben Carson | 6 | 1.72% | |
| Chris Christie | 6 | 1.72% | |
| Ted Cruz | 85 | 24.36% | |
| Carly Fiorina | 0 | 0.00% | |
| Lindsey Graham | 0 | 0.00% | |
| Mike Huckabee | 0 | 0.00% | |
| John R. Kasich | 63 | 18.05% | |
| George Pataki | 0 | 0.00% | |
| Rand Paul | 1 | 0.29% | |
| Marco Rubio | 24 | 6.88% | |
| Rick Santorum | 1 | 0.29% | |
| Donald J. Trump | 139 | 39.83% | |
| Uncommitted | 14 | 4.01% | |
| Write-In | 0 | 0.00% | |
| Total... | 349 | 100.00% | |

DEM - President of the United States 4th

| | | | |
|---------------------------|------------|----------------|--|
| Hillary Clinton | 98 | 64.47% | |
| Floque Rocky De La Fuente | 0 | 0.00% | |
| Martin J. O'Malley | 0 | 0.00% | |
| Bernie Sanders | 47 | 30.92% | |
| Uncommitted | 7 | 4.61% | |
| Write-In | 0 | 0.00% | |
| Total... | 152 | 100.00% | |

Swan Valley School Proposal

| | | | |
|-----------------|------------|----------------|--|
| YES | 390 | 80.25% | |
| NO | 96 | 19.75% | |
| Total... | 486 | 100.00% | |

Saginaw_PPP_2016_E

March 8, 2016

Precinct Report

Saginaw County

Thomas Township Precinct 7

Registration & Turnout 1,174

| | | |
|----------------------|------------|---------------|
| Election Day Turnout | 0 | 0.00% |
| Manual Entry Turnout | 0 | 0.00% |
| SPR Host Turnout | 412 | 35.09% |
| Clerk Pack Turnout | 83 | 7.07% |
| Total... | 495 | 42.16% |

Non Partisan Registration & Turnout 0

| | | |
|----------------------|-----------|--------------|
| Election Day Turnout | 0 | 0.00% |
| Manual Entry Turnout | 0 | 0.00% |
| SPR Host Turnout | 4 | 0.00% |
| Clerk Pack Turnout | 83 | 0.00% |
| Total... | 87 | 0.00% |

Republican Registration & Turnout 0

| | | |
|----------------------|------------|--------------|
| Election Day Turnout | 0 | 0.00% |
| Manual Entry Turnout | 0 | 0.00% |
| SPR Host Turnout | 275 | 0.00% |
| Clerk Pack Turnout | 0 | 0.00% |
| Total... | 275 | 0.00% |

Democratic Registration & Turnout 0

| | | |
|----------------------|------------|--------------|
| Election Day Turnout | 0 | 0.00% |
| Manual Entry Turnout | 0 | 0.00% |
| SPR Host Turnout | 133 | 0.00% |
| Clerk Pack Turnout | 0 | 0.00% |
| Total... | 133 | 0.00% |

REP - President of the United States 4th

| | | |
|-----------------|------------|----------------|
| Jeb Bush | 2 | 0.60% |
| Ben Carson | 3 | 0.90% |
| Chris Christie | 1 | 0.30% |
| Ted Cruz | 92 | 27.63% |
| Carly Fiorina | 0 | 0.00% |
| Lindsey Graham | 0 | 0.00% |
| Mike Huckabee | 0 | 0.00% |
| John R. Kasich | 66 | 19.82% |
| George Pataki | 0 | 0.00% |
| Rand Paul | 0 | 0.00% |
| Marco Rubio | 31 | 9.31% |
| Rick Santorum | 1 | 0.30% |
| Donald J. Trump | 129 | 38.74% |
| Uncommitted | 8 | 2.40% |
| Write-In | 0 | 0.00% |
| Total... | 333 | 100.00% |

DEM - President of the United States 4th

| | | |
|--------------------------|------------|----------------|
| Hillary Clinton | 78 | 50.65% |
| Roque Rocky De La Fuente | 1 | 0.65% |
| Martin J. O'Malley | 0 | 0.00% |
| Bernie Sanders | 73 | 47.40% |
| Uncommitted | 2 | 1.30% |
| Write-In | 0 | 0.00% |
| Total... | 154 | 100.00% |

Swan Valley School Proposal

| | | |
|-----------------|------------|----------------|
| YES | 340 | 71.43% |
| NO | 136 | 28.57% |
| Total... | 476 | 100.00% |

Saginaw_PPP_2016_E

March 8, 2016

Precinct Report
Saginaw County**Tittabawassee Township Precinct 1**

| | | |
|-----------------------------------|------------|---------------|
| Registration & Turnout | | 1,730 |
| Election Day Turnout | 0 | 0.00% |
| Manual Entry Turnout | 0 | 0.00% |
| SPR Host Turnout | 594 | 34.34% |
| Clerk Pack Turnout | 0 | 0.00% |
| Total... | 594 | 34.34% |

| | | |
|--|----------|--------------|
| Non Partisan Registration & Turnout | | 0 |
| Election Day Turnout | 0 | 0.00% |
| Manual Entry Turnout | 0 | 0.00% |
| SPR Host Turnout | 0 | 0.00% |
| Clerk Pack Turnout | 0 | 0.00% |
| Total... | 0 | 0.00% |

| | | |
|--|------------|--------------|
| Republican Registration & Turnout | | 0 |
| Election Day Turnout | 0 | 0.00% |
| Manual Entry Turnout | 0 | 0.00% |
| SPR Host Turnout | 376 | 0.00% |
| Clerk Pack Turnout | 0 | 0.00% |
| Total... | 376 | 0.00% |

| | | |
|--|------------|--------------|
| Democratic Registration & Turnout | | 0 |
| Election Day Turnout | 0 | 0.00% |
| Manual Entry Turnout | 0 | 0.00% |
| SPR Host Turnout | 218 | 0.00% |
| Clerk Pack Turnout | 0 | 0.00% |
| Total... | 218 | 0.00% |

REP - President of the United States 4th

| | | |
|-----------------|------------|--------------|
| Jeb Bush | 1 | 0.27% |
| Ben Carson | 3 | 0.80% |
| Chris Christie | 2 | 0.53% |
| Ted Cruz | 121 | 32.18% |
| Carly Fiorina | 0 | 0.00% |
| Lindsey Graham | 0 | 0.00% |
| Mike Huckabee | 1 | 0.27% |
| John R. Kasich | 86 | 22.87% |
| George Pataki | 0 | 0.00% |
| Rand Paul | 2 | 0.53% |
| Marco Rubio | 36 | 9.57% |
| Rick Santorum | 0 | 0.00% |
| Donald J. Trump | 122 | 32.45% |
| Uncommitted | 2 | 0.53% |
| Write-In | 0 | 0.00% |
| Total... | 376 | 0.00% |

DEM - President of the United States 4th

| | | |
|--------------------------|------------|--------------|
| Hillary Clinton | 85 | 38.99% |
| Roque Rocky De La Fuente | 0 | 0.00% |
| Martin J. O'Malley | 1 | 0.46% |
| Bernie Sanders | 131 | 60.09% |
| Uncommitted | 1 | 0.46% |
| Write-In | 0 | 0.00% |
| Total... | 218 | 0.00% |

Tittabawassee Township Precinct 2

| | | |
|-----------------------------------|---|-------|
| Registration & Turnout | | 1,524 |
| Election Day Turnout | 0 | 0.00% |

Saginaw_PPP_2016_E

March 8, 2016

Precinct Report

Saginaw County

Tittabawassee Township Precinct 2

| | | |
|-----------------------------------|------------|---------------|
| Registration & Turnout | | 1,524 |
| Manual Entry Turnout | 0 | 0.00% |
| SPR Host Turnout | 594 | 38.98% |
| Clerk Pack Turnout | 0 | 0.00% |
| Total... | 594 | 38.98% |

| | | |
|--|----------|--------------|
| Non Partisan Registration & Turnout | | 0 |
| Election Day Turnout | 0 | 0.00% |
| Manual Entry Turnout | 0 | 0.00% |
| SPR Host Turnout | 0 | 0.00% |
| Clerk Pack Turnout | 0 | 0.00% |
| Total... | 0 | 0.00% |

| | | |
|--|------------|--------------|
| Republican Registration & Turnout | | 0 |
| Election Day Turnout | 0 | 0.00% |
| Manual Entry Turnout | 0 | 0.00% |
| SPR Host Turnout | 424 | 0.00% |
| Clerk Pack Turnout | 0 | 0.00% |
| Total... | 424 | 0.00% |

| | | |
|--|------------|--------------|
| Democratic Registration & Turnout | | 0 |
| Election Day Turnout | 0 | 0.00% |
| Manual Entry Turnout | 0 | 0.00% |
| SPR Host Turnout | 170 | 0.00% |
| Clerk Pack Turnout | 0 | 0.00% |
| Total... | 170 | 0.00% |

REP - President of the United States 4th

| | | |
|-----------------|------------|--------------|
| Jeb Bush | 0 | 0.00% |
| Ben Carson | 0 | 0.00% |
| Chris Christie | 0 | 0.00% |
| Ted Cruz | 131 | 30.90% |
| Carly Fiorina | 0 | 0.00% |
| Lindsey Graham | 0 | 0.00% |
| Mike Huckabee | 1 | 0.24% |
| John R. Kasich | 103 | 24.29% |
| George Pataki | 0 | 0.00% |
| Rand Paul | 0 | 0.00% |
| Marco Rubio | 42 | 9.91% |
| Rick Santorum | 1 | 0.24% |
| Donald J. Trump | 146 | 34.43% |
| Uncommitted | 0 | 0.00% |
| Write-In | 0 | 0.00% |
| Total... | 424 | 0.00% |

DEM - President of the United States 4th

| | | |
|--------------------------|------------|--------------|
| Hillary Clinton | 64 | 37.65% |
| Roque Rocky De La Fuente | 0 | 0.00% |
| Martin J. O'Malley | 0 | 0.00% |
| Bernie Sanders | 104 | 61.18% |
| Uncommitted | 2 | 1.18% |
| Write-In | 0 | 0.00% |
| Total... | 170 | 0.00% |

Tittabawassee Township Precinct 3

| | | |
|-----------------------------------|---|--------------|
| Registration & Turnout | | 1,201 |
| Election Day Turnout | 0 | 0.00% |
| Manual Entry Turnout | 0 | 0.00% |

Saginaw_PPP_2016_E

March 8, 2016

Precinct Report

Saginaw County

Tittabawassee Township Precinct 3

Registration & Turnout 1,201

| | | |
|--------------------|------------|---------------|
| SPR Host Turnout | 376 | 31.31% |
| Clerk Pack Turnout | 0 | 0.00% |
| Total... | 376 | 31.31% |

Non Partisan Registration & Turnout 0

| | | |
|----------------------|----------|--------------|
| Election Day Turnout | 0 | 0.00% |
| Manual Entry Turnout | 0 | 0.00% |
| SPR Host Turnout | 0 | 0.00% |
| Clerk Pack Turnout | 0 | 0.00% |
| Total... | 0 | 0.00% |

Republican Registration & Turnout 0

| | | |
|----------------------|------------|--------------|
| Election Day Turnout | 0 | 0.00% |
| Manual Entry Turnout | 0 | 0.00% |
| SPR Host Turnout | 266 | 0.00% |
| Clerk Pack Turnout | 0 | 0.00% |
| Total... | 266 | 0.00% |

Democratic Registration & Turnout 0

| | | |
|----------------------|------------|--------------|
| Election Day Turnout | 0 | 0.00% |
| Manual Entry Turnout | 0 | 0.00% |
| SPR Host Turnout | 110 | 0.00% |
| Clerk Pack Turnout | 0 | 0.00% |
| Total... | 110 | 0.00% |

REP - President of the United States 4th

| | | |
|-----------------|------------|--------------|
| Jeb Bush | 0 | 0.00% |
| Ben Carson | 5 | 1.88% |
| Chris Christie | 1 | 0.38% |
| Ted Cruz | 93 | 34.96% |
| Carly Fiorina | 0 | 0.00% |
| Lindsey Graham | 0 | 0.00% |
| Mike Huckabee | 0 | 0.00% |
| John R. Kasich | 50 | 18.80% |
| George Pataki | 0 | 0.00% |
| Rand Paul | 0 | 0.00% |
| Marco Rubio | 10 | 3.76% |
| Rick Santorum | 0 | 0.00% |
| Donald J. Trump | 106 | 39.85% |
| Uncommitted | 1 | 0.38% |
| Write-In | 0 | 0.00% |
| Total... | 266 | 0.00% |

DEM - President of the United States 4th

| | | |
|--------------------------|------------|--------------|
| Hillary Clinton | 39 | 35.45% |
| Roque Rocky De La Fuente | 0 | 0.00% |
| Martin J. O'Malley | 0 | 0.00% |
| Bernie Sanders | 68 | 61.82% |
| Uncommitted | 3 | 2.73% |
| Write-In | 0 | 0.00% |
| Total... | 110 | 0.00% |

Tittabawassee Township Precinct 4

Registration & Turnout 1,617

| | | |
|----------------------|-----|--------|
| Election Day Turnout | 0 | 0.00% |
| Manual Entry Turnout | 0 | 0.00% |
| SPR Host Turnout | 600 | 37.11% |

Saginaw_PPP_2016_E

March 8, 2016

Precinct Report

Saginaw County

Tittabawassee Township Precinct 4

Registration & Turnout 1,617

| | | |
|--------------------|------------|---------------|
| Clerk Pack Turnout | 0 | 0.00% |
| Total... | 600 | 37.11% |

Non Partisan Registration & Turnout 0

| | | |
|----------------------|----------|--------------|
| Election Day Turnout | 0 | 0.00% |
| Manual Entry Turnout | 0 | 0.00% |
| SPR Host Turnout | 0 | 0.00% |
| Clerk Pack Turnout | 0 | 0.00% |
| Total... | 0 | 0.00% |

Republican Registration & Turnout 0

| | | |
|----------------------|------------|--------------|
| Election Day Turnout | 0 | 0.00% |
| Manual Entry Turnout | 0 | 0.00% |
| SPR Host Turnout | 415 | 0.00% |
| Clerk Pack Turnout | 0 | 0.00% |
| Total... | 415 | 0.00% |

Democratic Registration & Turnout 0

| | | |
|----------------------|------------|--------------|
| Election Day Turnout | 0 | 0.00% |
| Manual Entry Turnout | 0 | 0.00% |
| SPR Host Turnout | 185 | 0.00% |
| Clerk Pack Turnout | 0 | 0.00% |
| Total... | 185 | 0.00% |

REP - President of the United States 4th

| | | |
|-----------------|------------|--------------|
| Jeb Bush | 1 | 0.24% |
| Ben Carson | 6 | 1.45% |
| Chris Christie | 2 | 0.48% |
| Ted Cruz | 125 | 30.12% |
| Carly Fiorina | 0 | 0.00% |
| Lindsey Graham | 0 | 0.00% |
| Mike Huckabee | 1 | 0.24% |
| John R. Kasich | 91 | 21.93% |
| George Pataki | 0 | 0.00% |
| Rand Paul | 0 | 0.00% |
| Marco Rubio | 42 | 10.12% |
| Rick Santorum | 1 | 0.24% |
| Donald J. Trump | 145 | 34.94% |
| Uncommitted | 1 | 0.24% |
| Write-In | 0 | 0.00% |
| Total... | 415 | 0.00% |

DEM - President of the United States 4th

| | | |
|--------------------------|------------|--------------|
| Hillary Clinton | 78 | 42.16% |
| Roque Rocky De La Fuente | 1 | 0.54% |
| Martin J. O'Malley | 2 | 1.08% |
| Bernie Sanders | 104 | 56.22% |
| Uncommitted | 0 | 0.00% |
| Write-In | 0 | 0.00% |
| Total... | 185 | 0.00% |

Zilwaukee Township Precinct 1

Registration & Turnout 52

| | | |
|----------------------|----|--------|
| Election Day Turnout | 0 | 0.00% |
| Manual Entry Turnout | 0 | 0.00% |
| SPR Host Turnout | 20 | 38.46% |

Saginaw_PPP_2016_E

March 8, 2016

Precinct Report

Saginaw County

Zilwaukee Township Precinct 1

Registration & Turnout 52

| | | |
|--------------------|-----------|---------------|
| Clerk Pack Turnout | 0 | 0.00% |
| Total... | 20 | 38.46% |

Non Partisan Registration & Turnout 0

| | | |
|----------------------|----------|--------------|
| Election Day Turnout | 0 | 0.00% |
| Manual Entry Turnout | 0 | 0.00% |
| SPR Host Turnout | 0 | 0.00% |
| Clerk Pack Turnout | 0 | 0.00% |
| Total... | 0 | 0.00% |

Republican Registration & Turnout 0

| | | |
|----------------------|-----------|--------------|
| Election Day Turnout | 0 | 0.00% |
| Manual Entry Turnout | 0 | 0.00% |
| SPR Host Turnout | 10 | 0.00% |
| Clerk Pack Turnout | 0 | 0.00% |
| Total... | 10 | 0.00% |

Democratic Registration & Turnout 0

| | | |
|----------------------|-----------|--------------|
| Election Day Turnout | 0 | 0.00% |
| Manual Entry Turnout | 0 | 0.00% |
| SPR Host Turnout | 10 | 0.00% |
| Clerk Pack Turnout | 0 | 0.00% |
| Total... | 10 | 0.00% |

REP - President of the United States 5th

| | | |
|-----------------|-----------|--------------|
| Jeb Bush | 1 | 10.00% |
| Ben Carson | 1 | 10.00% |
| Chris Christie | 0 | 0.00% |
| Ted Cruz | 0 | 0.00% |
| Carly Fiorina | 0 | 0.00% |
| Lindsey Graham | 0 | 0.00% |
| Mike Huckabee | 1 | 10.00% |
| John R. Kasich | 0 | 0.00% |
| George Pataki | 0 | 0.00% |
| Rand Paul | 0 | 0.00% |
| Marco Rubio | 2 | 20.00% |
| Rick Santorum | 0 | 0.00% |
| Donald J. Trump | 5 | 50.00% |
| Uncommitted | 0 | 0.00% |
| Write-In | 0 | 0.00% |
| Total... | 10 | 0.00% |

DEM - President of the United States 5th

| | | |
|--------------------------|-----------|--------------|
| Hillary Clinton | 3 | 30.00% |
| Roque Rocky De La Fuente | 0 | 0.00% |
| Martin J. O'Malley | 0 | 0.00% |
| Bernie Sanders | 6 | 60.00% |
| Uncommitted | 1 | 10.00% |
| Write-In | 0 | 0.00% |
| Total... | 10 | 0.00% |

City of Frankenmuth Precinct 1

Registration & Turnout 2,145

| | | |
|----------------------|-----|--------|
| Election Day Turnout | 0 | 0.00% |
| Manual Entry Turnout | 0 | 0.00% |
| SPR Host Turnout | 957 | 44.62% |

Saginaw_PPP_2016_E

March 8, 2016

Precinct Report

Saginaw County

City of Frankenmuth Precinct 1

Registration & Turnout 2,145

| | | |
|--------------------|------------|---------------|
| Clerk Pack Turnout | 0 | 0.00% |
| Total... | 957 | 44.62% |

Non Partisan Registration & Turnout 0

| | | |
|----------------------|----------|--------------|
| Election Day Turnout | 0 | 0.00% |
| Manual Entry Turnout | 0 | 0.00% |
| SPR Host Turnout | 0 | 0.00% |
| Clerk Pack Turnout | 0 | 0.00% |
| Total... | 0 | 0.00% |

Republican Registration & Turnout 0

| | | |
|----------------------|------------|--------------|
| Election Day Turnout | 0 | 0.00% |
| Manual Entry Turnout | 0 | 0.00% |
| SPR Host Turnout | 760 | 0.00% |
| Clerk Pack Turnout | 0 | 0.00% |
| Total... | 760 | 0.00% |

Democratic Registration & Turnout 0

| | | |
|----------------------|------------|--------------|
| Election Day Turnout | 0 | 0.00% |
| Manual Entry Turnout | 0 | 0.00% |
| SPR Host Turnout | 197 | 0.00% |
| Clerk Pack Turnout | 0 | 0.00% |
| Total... | 197 | 0.00% |

REP - President of the United States 4th

| | | |
|-----------------|------------|----------------|
| Jeb Bush | 7 | 0.92% |
| Ben Carson | 6 | 0.79% |
| Chris Christie | 2 | 0.26% |
| Ted Cruz | 189 | 24.90% |
| Carly Fiorina | 1 | 0.13% |
| Lindsey Graham | 0 | 0.00% |
| Mike Huckabee | 1 | 0.13% |
| John R. Kasich | 181 | 23.85% |
| George Pataki | 0 | 0.00% |
| Rand Paul | 0 | 0.00% |
| Marco Rubio | 121 | 15.94% |
| Rick Santorum | 0 | 0.00% |
| Donald J. Trump | 227 | 29.91% |
| Uncommitted | 23 | 3.03% |
| Write-In | 1 | 0.13% |
| Total... | 759 | 100.00% |

DEM - President of the United States 4th

| | | |
|--------------------------|------------|--------------|
| Hillary Clinton | 83 | 42.13% |
| Roque Rocky De La Fuente | 0 | 0.00% |
| Martin J. O'Malley | 1 | 0.51% |
| Bernie Sanders | 107 | 54.31% |
| Uncommitted | 6 | 3.05% |
| Write-In | 0 | 0.00% |
| Total... | 197 | 0.00% |

City of Frankenmuth Precinct 2

Registration & Turnout 1,752

| | | |
|----------------------|-----|--------|
| Election Day Turnout | 0 | 0.00% |
| Manual Entry Turnout | 0 | 0.00% |
| SPR Host Turnout | 734 | 41.89% |

Saginaw_PPP_2016_E

March 8, 2016

Precinct Report

Saginaw County

City of Frankenmuth Precinct 2

Registration & Turnout 1,752

| | | |
|--------------------|------------|---------------|
| Clerk Pack Turnout | 0 | 0.00% |
| Total... | 734 | 41.89% |

Non Partisan Registration & Turnout 0

| | | |
|----------------------|----------|--------------|
| Election Day Turnout | 0 | 0.00% |
| Manual Entry Turnout | 0 | 0.00% |
| SPR Host Turnout | 0 | 0.00% |
| Clerk Pack Turnout | 0 | 0.00% |
| Total... | 0 | 0.00% |

Republican Registration & Turnout 0

| | | |
|----------------------|------------|--------------|
| Election Day Turnout | 0 | 0.00% |
| Manual Entry Turnout | 0 | 0.00% |
| SPR Host Turnout | 570 | 0.00% |
| Clerk Pack Turnout | 0 | 0.00% |
| Total... | 570 | 0.00% |

Democratic Registration & Turnout 0

| | | |
|----------------------|------------|--------------|
| Election Day Turnout | 0 | 0.00% |
| Manual Entry Turnout | 0 | 0.00% |
| SPR Host Turnout | 164 | 0.00% |
| Clerk Pack Turnout | 0 | 0.00% |
| Total... | 164 | 0.00% |

REP - President of the United States 4th

| | | |
|-----------------|------------|----------------|
| Jeb Bush | 9 | 1.58% |
| Ben Carson | 18 | 3.16% |
| Chris Christie | 2 | 0.35% |
| Ted Cruz | 151 | 26.49% |
| Carly Fiorina | 0 | 0.00% |
| Lindsey Graham | 0 | 0.00% |
| Mike Huckabee | 1 | 0.18% |
| John R. Kasich | 156 | 27.37% |
| George Pataki | 0 | 0.00% |
| Rand Paul | 1 | 0.18% |
| Marco Rubio | 54 | 9.47% |
| Rick Santorum | 1 | 0.18% |
| Donald J. Trump | 162 | 28.42% |
| Uncommitted | 14 | 2.46% |
| Write-In | 1 | 0.18% |
| Total... | 570 | 100.00% |

DEM - President of the United States 4th

| | | |
|--------------------------|------------|--------------|
| Hillary Clinton | 59 | 35.98% |
| Roque Rocky De La Fuente | 0 | 0.00% |
| Martin J. O'Malley | 0 | 0.00% |
| Bernie Sanders | 102 | 62.20% |
| Uncommitted | 3 | 1.83% |
| Write-In | 0 | 0.00% |
| Total... | 164 | 0.00% |

City of Saginaw Precinct 1

Registration & Turnout 900

| | | |
|----------------------|-----|--------|
| Election Day Turnout | 0 | 0.00% |
| Manual Entry Turnout | 519 | 57.67% |
| SPR Host Turnout | 0 | 0.00% |

Saginaw_PPP_2016_E

March 8, 2016

Precinct Report

Saginaw County

City of Saginaw Precinct 1

Registration & Turnout 900

| | | |
|--------------------|------------|---------------|
| Clerk Pack Turnout | 89 | 9.89% |
| Total... | 608 | 67.56% |

Non Partisan Registration & Turnout 0

| | | |
|----------------------|-----------|--------------|
| Election Day Turnout | 0 | 0.00% |
| Manual Entry Turnout | 0 | 0.00% |
| SPR Host Turnout | 0 | 0.00% |
| Clerk Pack Turnout | 89 | 0.00% |
| Total... | 89 | 0.00% |

Republican Registration & Turnout 0

| | | |
|----------------------|----------|--------------|
| Election Day Turnout | 0 | 0.00% |
| Manual Entry Turnout | 7 | 0.00% |
| SPR Host Turnout | 0 | 0.00% |
| Clerk Pack Turnout | 0 | 0.00% |
| Total... | 7 | 0.00% |

Democratic Registration & Turnout 0

| | | |
|----------------------|------------|--------------|
| Election Day Turnout | 0 | 0.00% |
| Manual Entry Turnout | 512 | 0.00% |
| SPR Host Turnout | 0 | 0.00% |
| Clerk Pack Turnout | 0 | 0.00% |
| Total... | 512 | 0.00% |

REP - President of the United States 5th

| | | |
|-----------------|-----------|----------------|
| Jeb Bush | 0 | 0.00% |
| Ben Carson | 1 | 9.09% |
| Chris Christie | 0 | 0.00% |
| Ted Cruz | 1 | 9.09% |
| Carly Fiorina | 0 | 0.00% |
| Lindsey Graham | 0 | 0.00% |
| Mike Huckabee | 0 | 0.00% |
| John R. Kasich | 1 | 9.09% |
| George Pataki | 0 | 0.00% |
| Rand Paul | 1 | 9.09% |
| Marco Rubio | 1 | 9.09% |
| Rick Santorum | 0 | 0.00% |
| Donald J. Trump | 6 | 54.55% |
| Uncommitted | 0 | 0.00% |
| Write-In | 0 | 0.00% |
| Total... | 11 | 100.00% |

DEM - President of the United States 5th

| | | |
|--------------------------|------------|----------------|
| Hillary Clinton | 486 | 81.41% |
| Roque Rocky De La Fuente | 0 | 0.00% |
| Martin J. O'Malley | 1 | 0.17% |
| Bernie Sanders | 110 | 18.43% |
| Uncommitted | 0 | 0.00% |
| Write-In | 0 | 0.00% |
| Total... | 597 | 100.00% |

City of Saginaw Precinct 2

Registration & Turnout 1,144

| | | |
|----------------------|-----|--------|
| Election Day Turnout | 286 | 25.00% |
| Manual Entry Turnout | 0 | 0.00% |
| SPR Host Turnout | 0 | 0.00% |

Saginaw_PPP_2016_E

March 8, 2016

Precinct Report
Saginaw County

City of Saginaw Precinct 2

Registration & Turnout 1,144

| | | |
|--------------------|------------|---------------|
| Clerk Pack Turnout | 41 | 3.58% |
| Total... | 327 | 28.58% |

Non Partisan Registration & Turnout 0

| | | |
|----------------------|-----------|--------------|
| Election Day Turnout | 0 | 0.00% |
| Manual Entry Turnout | 0 | 0.00% |
| SPR Host Turnout | 0 | 0.00% |
| Clerk Pack Turnout | 41 | 0.00% |
| Total... | 41 | 0.00% |

Republican Registration & Turnout 0

| | | |
|----------------------|-----------|--------------|
| Election Day Turnout | 12 | 0.00% |
| Manual Entry Turnout | 0 | 0.00% |
| SPR Host Turnout | 0 | 0.00% |
| Clerk Pack Turnout | 0 | 0.00% |
| Total... | 12 | 0.00% |

Democratic Registration & Turnout 0

| | | |
|----------------------|------------|--------------|
| Election Day Turnout | 274 | 0.00% |
| Manual Entry Turnout | 0 | 0.00% |
| SPR Host Turnout | 0 | 0.00% |
| Clerk Pack Turnout | 0 | 0.00% |
| Total... | 274 | 0.00% |

REP - President of the United States 5th

| | | |
|-----------------|-----------|----------------|
| Jeb Bush | 0 | 0.00% |
| Ben Carson | 1 | 8.33% |
| Chris Christie | 0 | 0.00% |
| Ted Cruz | 4 | 33.33% |
| Carly Fiorina | 0 | 0.00% |
| Lindsey Graham | 0 | 0.00% |
| Mike Huckabee | 0 | 0.00% |
| John R. Kasich | 4 | 33.33% |
| George Pataki | 0 | 0.00% |
| Rand Paul | 0 | 0.00% |
| Marco Rubio | 0 | 0.00% |
| Rick Santorum | 0 | 0.00% |
| Donald J. Trump | 3 | 25.00% |
| Uncommitted | 0 | 0.00% |
| Write-In | 0 | 0.00% |
| Total... | 12 | 100.00% |

DEM - President of the United States 5th

| | | |
|--------------------------|------------|----------------|
| Hillary Clinton | 250 | 79.62% |
| Roque Rocky De La Fuente | 0 | 0.00% |
| Martin J. O'Malley | 0 | 0.00% |
| Bernie Sanders | 61 | 19.43% |
| Uncommitted | 2 | 0.64% |
| Write-In | 1 | 0.32% |
| Total... | 314 | 100.00% |

City of Saginaw Precinct 3

Registration & Turnout 2,074

| | | |
|----------------------|-----|--------|
| Election Day Turnout | 418 | 20.15% |
| Manual Entry Turnout | 0 | 0.00% |
| SPR Host Turnout | 0 | 0.00% |

Saginaw_PPP_2016_E

March 8, 2016

Precinct Report

Saginaw County

City of Saginaw Precinct 3

Registration & Turnout 2,074

| | | |
|--------------------|------------|---------------|
| Clerk Pack Turnout | 58 | 2.80% |
| Total... | 476 | 22.95% |

Non Partisan Registration & Turnout 0

| | | |
|----------------------|-----------|--------------|
| Election Day Turnout | 0 | 0.00% |
| Manual Entry Turnout | 0 | 0.00% |
| SPR Host Turnout | 0 | 0.00% |
| Clerk Pack Turnout | 58 | 0.00% |
| Total... | 58 | 0.00% |

Republican Registration & Turnout 0

| | | |
|----------------------|-----------|--------------|
| Election Day Turnout | 27 | 0.00% |
| Manual Entry Turnout | 0 | 0.00% |
| SPR Host Turnout | 0 | 0.00% |
| Clerk Pack Turnout | 0 | 0.00% |
| Total... | 27 | 0.00% |

Democratic Registration & Turnout 0

| | | |
|----------------------|------------|--------------|
| Election Day Turnout | 391 | 0.00% |
| Manual Entry Turnout | 0 | 0.00% |
| SPR Host Turnout | 0 | 0.00% |
| Clerk Pack Turnout | 0 | 0.00% |
| Total... | 391 | 0.00% |

REP - President of the United States 5th

| | | |
|-----------------|-----------|----------------|
| Jeb Bush | 0 | 0.00% |
| Ben Carson | 1 | 3.33% |
| Chris Christie | 0 | 0.00% |
| Ted Cruz | 7 | 23.33% |
| Carly Fiorina | 0 | 0.00% |
| Lindsey Graham | 0 | 0.00% |
| Mike Huckabee | 0 | 0.00% |
| John R. Kasich | 7 | 23.33% |
| George Pataki | 0 | 0.00% |
| Rand Paul | 0 | 0.00% |
| Marco Rubio | 5 | 16.67% |
| Rick Santorum | 0 | 0.00% |
| Donald J. Trump | 10 | 33.33% |
| Uncommitted | 0 | 0.00% |
| Write-In | 0 | 0.00% |
| Total... | 30 | 100.00% |

DEM - President of the United States 5th

| | | |
|--------------------------|------------|----------------|
| Hillary Clinton | 349 | 78.43% |
| Roque Rocky De La Fuente | 0 | 0.00% |
| Martin J. O'Malley | 0 | 0.00% |
| Bernie Sanders | 92 | 20.67% |
| Uncommitted | 4 | 0.90% |
| Write-In | 0 | 0.00% |
| Total... | 445 | 100.00% |

City of Saginaw Precinct 4

Registration & Turnout 1,226

| | | |
|----------------------|-----|--------|
| Election Day Turnout | 286 | 23.33% |
| Manual Entry Turnout | 0 | 0.00% |
| SPR Host Turnout | 0 | 0.00% |

Saginaw_PPP_2016_E

March 8, 2016

Precinct Report

Saginaw County

City of Saginaw Precinct 4

Registration & Turnout 1,226

| | | |
|--------------------|------------|---------------|
| Clerk Pack Turnout | 34 | 2.77% |
| Total... | 320 | 26.10% |

Non Partisan Registration & Turnout 0

| | | |
|----------------------|-----------|--------------|
| Election Day Turnout | 0 | 0.00% |
| Manual Entry Turnout | 0 | 0.00% |
| SPR Host Turnout | 0 | 0.00% |
| Clerk Pack Turnout | 34 | 0.00% |
| Total... | 34 | 0.00% |

Republican Registration & Turnout 0

| | | |
|----------------------|-----------|--------------|
| Election Day Turnout | 16 | 0.00% |
| Manual Entry Turnout | 0 | 0.00% |
| SPR Host Turnout | 0 | 0.00% |
| Clerk Pack Turnout | 0 | 0.00% |
| Total... | 16 | 0.00% |

Democratic Registration & Turnout 0

| | | |
|----------------------|------------|--------------|
| Election Day Turnout | 270 | 0.00% |
| Manual Entry Turnout | 0 | 0.00% |
| SPR Host Turnout | 0 | 0.00% |
| Clerk Pack Turnout | 0 | 0.00% |
| Total... | 270 | 0.00% |

REP - President of the United States 5th

| | | |
|-----------------|-----------|----------------|
| Jeb Bush | 0 | 0.00% |
| Ben Carson | 2 | 9.52% |
| Chris Christie | 0 | 0.00% |
| Ted Cruz | 5 | 23.81% |
| Carly Fiorina | 0 | 0.00% |
| Lindsey Graham | 0 | 0.00% |
| Mike Huckabee | 0 | 0.00% |
| John R. Kasich | 3 | 14.29% |
| George Pataki | 0 | 0.00% |
| Rand Paul | 0 | 0.00% |
| Marco Rubio | 0 | 0.00% |
| Rick Santorum | 0 | 0.00% |
| Donald J. Trump | 10 | 47.62% |
| Uncommitted | 1 | 4.76% |
| Write-In | 0 | 0.00% |
| Total... | 21 | 100.00% |

DEM - President of the United States 5th

| | | |
|--------------------------|------------|----------------|
| Hillary Clinton | 234 | 78.26% |
| Roque Rocky De La Fuente | 0 | 0.00% |
| Martin J. O'Malley | 1 | 0.33% |
| Bernie Sanders | 62 | 20.74% |
| Uncommitted | 1 | 0.33% |
| Write-In | 1 | 0.33% |
| Total... | 299 | 100.00% |

City of Saginaw Precinct 5

Registration & Turnout 2,088

| | | |
|----------------------|-----|--------|
| Election Day Turnout | 233 | 11.16% |
| Manual Entry Turnout | 0 | 0.00% |
| SPR Host Turnout | 0 | 0.00% |

Saginaw_PPP_2016_E

March 8, 2016

Precinct Report

Saginaw County

City of Saginaw Precinct 5

Registration & Turnout 2,088

| | | |
|--------------------|------------|---------------|
| Clerk Pack Turnout | 26 | 1.25% |
| Total... | 259 | 12.40% |

Non Partisan Registration & Turnout 0

| | | |
|----------------------|-----------|--------------|
| Election Day Turnout | 0 | 0.00% |
| Manual Entry Turnout | 0 | 0.00% |
| SPR Host Turnout | 0 | 0.00% |
| Clerk Pack Turnout | 26 | 0.00% |
| Total... | 26 | 0.00% |

Republican Registration & Turnout 0

| | | |
|----------------------|----------|--------------|
| Election Day Turnout | 7 | 0.00% |
| Manual Entry Turnout | 0 | 0.00% |
| SPR Host Turnout | 0 | 0.00% |
| Clerk Pack Turnout | 0 | 0.00% |
| Total... | 7 | 0.00% |

Democratic Registration & Turnout 0

| | | |
|----------------------|------------|--------------|
| Election Day Turnout | 226 | 0.00% |
| Manual Entry Turnout | 0 | 0.00% |
| SPR Host Turnout | 0 | 0.00% |
| Clerk Pack Turnout | 0 | 0.00% |
| Total... | 226 | 0.00% |

REP - President of the United States 5th

| | | |
|-----------------|----------|----------------|
| Jeb Bush | 0 | 0.00% |
| Ben Carson | 0 | 0.00% |
| Chris Christie | 0 | 0.00% |
| Ted Cruz | 2 | 28.57% |
| Carly Fiorina | 0 | 0.00% |
| Lindsey Graham | 0 | 0.00% |
| Mike Huckabee | 0 | 0.00% |
| John R. Kasich | 0 | 0.00% |
| George Pataki | 0 | 0.00% |
| Rand Paul | 0 | 0.00% |
| Marco Rubio | 0 | 0.00% |
| Rick Santorum | 0 | 0.00% |
| Donald J. Trump | 5 | 71.43% |
| Uncommitted | 0 | 0.00% |
| Write-In | 0 | 0.00% |
| Total... | 7 | 100.00% |

DEM - President of the United States 5th

| | | |
|--------------------------|------------|----------------|
| Hillary Clinton | 193 | 76.59% |
| Roque Rocky De La Fuente | 1 | 0.40% |
| Martin J. O'Malley | 0 | 0.00% |
| Bernie Sanders | 57 | 22.62% |
| Uncommitted | 1 | 0.40% |
| Write-In | 0 | 0.00% |
| Total... | 252 | 100.00% |

City of Saginaw Precinct 6

Registration & Turnout 1,752

| | | |
|----------------------|-----|--------|
| Election Day Turnout | 342 | 19.52% |
| Manual Entry Turnout | 0 | 0.00% |
| SPR Host Turnout | 0 | 0.00% |

Saginaw_PPP_2016_E

March 8, 2016

Precinct Report

Saginaw County

City of Saginaw Precinct 6

Registration & Turnout 1,752

| | | |
|--------------------|------------|---------------|
| Clerk Pack Turnout | 73 | 4.17% |
| Total... | 415 | 23.69% |

Non Partisan Registration & Turnout 0

| | | |
|----------------------|-----------|--------------|
| Election Day Turnout | 0 | 0.00% |
| Manual Entry Turnout | 0 | 0.00% |
| SPR Host Turnout | 0 | 0.00% |
| Clerk Pack Turnout | 73 | 0.00% |
| Total... | 73 | 0.00% |

Republican Registration & Turnout 0

| | | |
|----------------------|-----------|--------------|
| Election Day Turnout | 12 | 0.00% |
| Manual Entry Turnout | 0 | 0.00% |
| SPR Host Turnout | 0 | 0.00% |
| Clerk Pack Turnout | 0 | 0.00% |
| Total... | 12 | 0.00% |

Democratic Registration & Turnout 0

| | | |
|----------------------|------------|--------------|
| Election Day Turnout | 330 | 0.00% |
| Manual Entry Turnout | 0 | 0.00% |
| SPR Host Turnout | 0 | 0.00% |
| Clerk Pack Turnout | 0 | 0.00% |
| Total... | 330 | 0.00% |

REP - President of the United States 5th

| | | |
|-----------------|-----------|----------------|
| Jeb Bush | 0 | 0.00% |
| Ben Carson | 0 | 0.00% |
| Chris Christie | 0 | 0.00% |
| Ted Cruz | 2 | 16.67% |
| Carly Fiorina | 0 | 0.00% |
| Lindsey Graham | 0 | 0.00% |
| Mike Huckabee | 0 | 0.00% |
| John R. Kasich | 2 | 16.67% |
| George Pataki | 0 | 0.00% |
| Rand Paul | 0 | 0.00% |
| Marco Rubio | 1 | 8.33% |
| Rick Santorum | 0 | 0.00% |
| Donald J. Trump | 6 | 50.00% |
| Uncommitted | 1 | 8.33% |
| Write-In | 0 | 0.00% |
| Total... | 12 | 100.00% |

DEM - President of the United States 5th

| | | |
|--------------------------|------------|----------------|
| Hillary Clinton | 333 | 83.04% |
| Roque Rocky De La Fuente | 0 | 0.00% |
| Martin J. O'Malley | 1 | 0.25% |
| Bernie Sanders | 65 | 16.21% |
| Uncommitted | 2 | 0.50% |
| Write-In | 0 | 0.00% |
| Total... | 401 | 100.00% |

City of Saginaw Precinct 7

Registration & Turnout 2,055

| | | |
|----------------------|-----|--------|
| Election Day Turnout | 509 | 24.77% |
| Manual Entry Turnout | 0 | 0.00% |
| SPR Host Turnout | 0 | 0.00% |

Saginaw_PPP_2016_E

March 8, 2016

Precinct Report
Saginaw County

City of Saginaw Precinct 7

Registration & Turnout 2,055

| | | |
|--------------------|------------|---------------|
| Clerk Pack Turnout | 88 | 4.28% |
| Total... | 597 | 29.05% |

Non Partisan Registration & Turnout 0

| | | |
|----------------------|-----------|--------------|
| Election Day Turnout | 0 | 0.00% |
| Manual Entry Turnout | 0 | 0.00% |
| SPR Host Turnout | 0 | 0.00% |
| Clerk Pack Turnout | 88 | 0.00% |
| Total... | 88 | 0.00% |

Republican Registration & Turnout 0

| | | |
|----------------------|-----------|--------------|
| Election Day Turnout | 24 | 0.00% |
| Manual Entry Turnout | 0 | 0.00% |
| SPR Host Turnout | 0 | 0.00% |
| Clerk Pack Turnout | 0 | 0.00% |
| Total... | 24 | 0.00% |

Democratic Registration & Turnout 0

| | | |
|----------------------|------------|--------------|
| Election Day Turnout | 485 | 0.00% |
| Manual Entry Turnout | 0 | 0.00% |
| SPR Host Turnout | 0 | 0.00% |
| Clerk Pack Turnout | 0 | 0.00% |
| Total... | 485 | 0.00% |

REP - President of the United States 5th

| | | |
|-----------------|-----------|----------------|
| Jeb Bush | 0 | 0.00% |
| Ben Carson | 1 | 3.85% |
| Chris Christie | 0 | 0.00% |
| Ted Cruz | 19 | 73.08% |
| Carly Fiorina | 0 | 0.00% |
| Lindsey Graham | 0 | 0.00% |
| Mike Huckabee | 0 | 0.00% |
| John R. Kasich | 0 | 0.00% |
| George Pataki | 0 | 0.00% |
| Rand Paul | 0 | 0.00% |
| Marco Rubio | 1 | 3.85% |
| Rick Santorum | 0 | 0.00% |
| Donald J. Trump | 4 | 15.38% |
| Uncommitted | 1 | 3.85% |
| Write-In | 0 | 0.00% |
| Total... | 26 | 100.00% |

DEM - President of the United States 5th

| | | |
|--------------------------|------------|----------------|
| Hillary Clinton | 463 | 81.23% |
| Roque Rocky De La Fuente | 0 | 0.00% |
| Martin J. O'Malley | 1 | 0.18% |
| Bernie Sanders | 103 | 18.07% |
| Uncommitted | 3 | 0.53% |
| Write-In | 0 | 0.00% |
| Total... | 570 | 100.00% |

City of Saginaw Precinct 8

Registration & Turnout 2,707

| | | |
|----------------------|-----|--------|
| Election Day Turnout | 0 | 0.00% |
| Manual Entry Turnout | 321 | 11.86% |
| SPR Host Turnout | 0 | 0.00% |

Saginaw_PPP_2016_E

March 8, 2016

Precinct Report

Saginaw County

City of Saginaw Precinct 8

Registration & Turnout 2,707

| | | |
|--------------------|------------|---------------|
| Clerk Pack Turnout | 57 | 2.11% |
| Total... | 378 | 13.96% |

Non Partisan Registration & Turnout 0

| | | |
|----------------------|-----------|--------------|
| Election Day Turnout | 0 | 0.00% |
| Manual Entry Turnout | 0 | 0.00% |
| SPR Host Turnout | 0 | 0.00% |
| Clerk Pack Turnout | 57 | 0.00% |
| Total... | 57 | 0.00% |

Republican Registration & Turnout 0

| | | |
|----------------------|-----------|--------------|
| Election Day Turnout | 0 | 0.00% |
| Manual Entry Turnout | 12 | 0.00% |
| SPR Host Turnout | 0 | 0.00% |
| Clerk Pack Turnout | 0 | 0.00% |
| Total... | 12 | 0.00% |

Democratic Registration & Turnout 0

| | | |
|----------------------|------------|--------------|
| Election Day Turnout | 0 | 0.00% |
| Manual Entry Turnout | 309 | 0.00% |
| SPR Host Turnout | 0 | 0.00% |
| Clerk Pack Turnout | 0 | 0.00% |
| Total... | 309 | 0.00% |

REP - President of the United States 5th

| | | |
|-----------------|-----------|----------------|
| Jeb Bush | 0 | 0.00% |
| Ben Carson | 1 | 6.67% |
| Chris Christie | 0 | 0.00% |
| Ted Cruz | 6 | 40.00% |
| Carly Fiorina | 0 | 0.00% |
| Lindsey Graham | 0 | 0.00% |
| Mike Huckabee | 0 | 0.00% |
| John R. Kasich | 1 | 6.67% |
| George Pataki | 0 | 0.00% |
| Rand Paul | 0 | 0.00% |
| Marco Rubio | 3 | 20.00% |
| Rick Santorum | 0 | 0.00% |
| Donald J. Trump | 4 | 26.67% |
| Uncommitted | 0 | 0.00% |
| Write-In | 0 | 0.00% |
| Total... | 15 | 100.00% |

DEM - President of the United States 5th

| | | |
|--------------------------|------------|----------------|
| Hillary Clinton | 296 | 81.54% |
| Roque Rocky De La Fuente | 1 | 0.28% |
| Martin J. O'Malley | 0 | 0.00% |
| Bernie Sanders | 65 | 17.91% |
| Uncommitted | 1 | 0.28% |
| Write-In | 0 | 0.00% |
| Total... | 363 | 100.00% |

City of Saginaw Precinct 9

Registration & Turnout 2,109

| | | |
|----------------------|-----|--------|
| Election Day Turnout | 435 | 20.63% |
| Manual Entry Turnout | 0 | 0.00% |
| SPR Host Turnout | 0 | 0.00% |

Saginaw_PPP_2016_E

March 8, 2016

Precinct Report

Saginaw County

City of Saginaw Precinct 9

Registration & Turnout 2,109

| | | |
|--------------------|------------|---------------|
| Clerk Pack Turnout | 40 | 1.90% |
| Total... | 475 | 22.52% |

Non Partisan Registration & Turnout 0

| | | |
|----------------------|-----------|--------------|
| Election Day Turnout | 0 | 0.00% |
| Manual Entry Turnout | 0 | 0.00% |
| SPR Host Turnout | 0 | 0.00% |
| Clerk Pack Turnout | 40 | 0.00% |
| Total... | 40 | 0.00% |

Republican Registration & Turnout 0

| | | |
|----------------------|------------|--------------|
| Election Day Turnout | 113 | 0.00% |
| Manual Entry Turnout | 0 | 0.00% |
| SPR Host Turnout | 0 | 0.00% |
| Clerk Pack Turnout | 0 | 0.00% |
| Total... | 113 | 0.00% |

Democratic Registration & Turnout 0

| | | |
|----------------------|------------|--------------|
| Election Day Turnout | 322 | 0.00% |
| Manual Entry Turnout | 0 | 0.00% |
| SPR Host Turnout | 0 | 0.00% |
| Clerk Pack Turnout | 0 | 0.00% |
| Total... | 322 | 0.00% |

REP - President of the United States 5th

| | | |
|-----------------|------------|----------------|
| Jeb Bush | 2 | 1.55% |
| Ben Carson | 9 | 6.98% |
| Chris Christie | 0 | 0.00% |
| Ted Cruz | 29 | 22.48% |
| Carly Fiorina | 0 | 0.00% |
| Lindsey Graham | 0 | 0.00% |
| Mike Huckabee | 0 | 0.00% |
| John R. Kasich | 10 | 7.75% |
| George Pataki | 0 | 0.00% |
| Rand Paul | 1 | 0.78% |
| Marco Rubio | 10 | 7.75% |
| Rick Santorum | 2 | 1.55% |
| Donald J. Trump | 62 | 48.06% |
| Uncommitted | 4 | 3.10% |
| Write-In | 0 | 0.00% |
| Total... | 129 | 100.00% |

DEM - President of the United States 5th

| | | |
|--------------------------|------------|----------------|
| Hillary Clinton | 177 | 51.16% |
| Roque Rocky De La Fuente | 1 | 0.29% |
| Martin J. O'Malley | 0 | 0.00% |
| Bernie Sanders | 161 | 46.53% |
| Uncommitted | 7 | 2.02% |
| Write-In | 0 | 0.00% |
| Total... | 346 | 100.00% |

City of Saginaw Precinct 10

Registration & Turnout 1,578

| | | |
|----------------------|-----|--------|
| Election Day Turnout | 0 | 0.00% |
| Manual Entry Turnout | 491 | 31.12% |
| SPR Host Turnout | 0 | 0.00% |

Saginaw_PPP_2016_E

March 8, 2016

Precinct Report

Saginaw County

City of Saginaw Precinct 10

Registration & Turnout 1,578

| | | |
|--------------------|------------|---------------|
| Clerk Pack Turnout | 94 | 5.96% |
| Total... | 585 | 37.07% |

Non Partisan Registration & Turnout 0

| | | |
|----------------------|-----------|--------------|
| Election Day Turnout | 0 | 0.00% |
| Manual Entry Turnout | 0 | 0.00% |
| SPR Host Turnout | 0 | 0.00% |
| Clerk Pack Turnout | 94 | 0.00% |
| Total... | 94 | 0.00% |

Republican Registration & Turnout 0

| | | |
|----------------------|------------|--------------|
| Election Day Turnout | 0 | 0.00% |
| Manual Entry Turnout | 161 | 0.00% |
| SPR Host Turnout | 0 | 0.00% |
| Clerk Pack Turnout | 0 | 0.00% |
| Total... | 161 | 0.00% |

Democratic Registration & Turnout 0

| | | |
|----------------------|------------|--------------|
| Election Day Turnout | 0 | 0.00% |
| Manual Entry Turnout | 330 | 0.00% |
| SPR Host Turnout | 0 | 0.00% |
| Clerk Pack Turnout | 0 | 0.00% |
| Total... | 330 | 0.00% |

REP - President of the United States 5th

| | | |
|-----------------|------------|----------------|
| Jeb Bush | 2 | 0.97% |
| Ben Carson | 2 | 0.97% |
| Chris Christie | 3 | 1.45% |
| Ted Cruz | 62 | 29.95% |
| Carly Fiorina | 1 | 0.48% |
| Lindsey Graham | 0 | 0.00% |
| Mike Huckabee | 1 | 0.48% |
| John R. Kasich | 31 | 14.98% |
| George Pataki | 0 | 0.00% |
| Rand Paul | 0 | 0.00% |
| Marco Rubio | 26 | 12.56% |
| Rick Santorum | 0 | 0.00% |
| Donald J. Trump | 78 | 37.68% |
| Uncommitted | 1 | 0.48% |
| Write-In | 0 | 0.00% |
| Total... | 207 | 100.00% |

DEM - President of the United States 5th

| | | |
|--------------------------|------------|----------------|
| Hillary Clinton | 202 | 53.58% |
| Roque Rocky De La Fuente | 0 | 0.00% |
| Martin J. O'Malley | 0 | 0.00% |
| Bernie Sanders | 171 | 45.36% |
| Uncommitted | 3 | 0.80% |
| Write-In | 1 | 0.27% |
| Total... | 377 | 100.00% |

City of Saginaw Precinct 11

Registration & Turnout 1,776

| | | |
|----------------------|-----|--------|
| Election Day Turnout | 453 | 25.51% |
| Manual Entry Turnout | 0 | 0.00% |
| SPR Host Turnout | 0 | 0.00% |

Saginaw_PPP_2016_E

March 8, 2016

Precinct Report

Saginaw County

City of Saginaw Precinct 11

Registration & Turnout 1,776

| | | |
|--------------------|------------|---------------|
| Clerk Pack Turnout | 64 | 3.60% |
| Total... | 517 | 29.11% |

Non Partisan Registration & Turnout 0

| | | |
|----------------------|-----------|--------------|
| Election Day Turnout | 0 | 0.00% |
| Manual Entry Turnout | 0 | 0.00% |
| SPR Host Turnout | 0 | 0.00% |
| Clerk Pack Turnout | 64 | 0.00% |
| Total... | 64 | 0.00% |

Republican Registration & Turnout 0

| | | |
|----------------------|------------|--------------|
| Election Day Turnout | 134 | 0.00% |
| Manual Entry Turnout | 0 | 0.00% |
| SPR Host Turnout | 0 | 0.00% |
| Clerk Pack Turnout | 0 | 0.00% |
| Total... | 134 | 0.00% |

Democratic Registration & Turnout 0

| | | |
|----------------------|------------|--------------|
| Election Day Turnout | 319 | 0.00% |
| Manual Entry Turnout | 0 | 0.00% |
| SPR Host Turnout | 0 | 0.00% |
| Clerk Pack Turnout | 0 | 0.00% |
| Total... | 319 | 0.00% |

REP - President of the United States 5th

| | | |
|-----------------|------------|----------------|
| Jeb Bush | 1 | 0.63% |
| Ben Carson | 1 | 0.63% |
| Chris Christie | 0 | 0.00% |
| Ted Cruz | 42 | 26.42% |
| Carly Fiorina | 0 | 0.00% |
| Lindsey Graham | 0 | 0.00% |
| Mike Huckabee | 0 | 0.00% |
| John R. Kasich | 29 | 18.24% |
| George Pataki | 0 | 0.00% |
| Rand Paul | 0 | 0.00% |
| Marco Rubio | 20 | 12.58% |
| Rick Santorum | 0 | 0.00% |
| Donald J. Trump | 64 | 40.25% |
| Uncommitted | 2 | 1.26% |
| Write-In | 0 | 0.00% |
| Total... | 159 | 100.00% |

DEM - President of the United States 5th

| | | |
|--------------------------|------------|----------------|
| Hillary Clinton | 186 | 52.25% |
| Roque Rocky De La Fuente | 0 | 0.00% |
| Martin J. O'Malley | 0 | 0.00% |
| Bernie Sanders | 164 | 46.07% |
| Uncommitted | 5 | 1.40% |
| Write-In | 1 | 0.28% |
| Total... | 356 | 100.00% |

City of Saginaw Precinct 12

Registration & Turnout 973

| | | |
|----------------------|-----|--------|
| Election Day Turnout | 403 | 41.42% |
| Manual Entry Turnout | 0 | 0.00% |
| SPR Host Turnout | 0 | 0.00% |

Saginaw_PPP_2016_E

March 8, 2016

Precinct Report

Saginaw County

City of Saginaw Precinct 12

Registration & Turnout 973

| | | |
|--------------------|------------|---------------|
| Clerk Pack Turnout | 44 | 4.52% |
| Total... | 447 | 45.94% |

Non Partisan Registration & Turnout 0

| | | |
|----------------------|-----------|--------------|
| Election Day Turnout | 0 | 0.00% |
| Manual Entry Turnout | 0 | 0.00% |
| SPR Host Turnout | 0 | 0.00% |
| Clerk Pack Turnout | 44 | 0.00% |
| Total... | 44 | 0.00% |

Republican Registration & Turnout 0

| | | |
|----------------------|------------|--------------|
| Election Day Turnout | 106 | 0.00% |
| Manual Entry Turnout | 0 | 0.00% |
| SPR Host Turnout | 0 | 0.00% |
| Clerk Pack Turnout | 0 | 0.00% |
| Total... | 106 | 0.00% |

Democratic Registration & Turnout 0

| | | |
|----------------------|------------|--------------|
| Election Day Turnout | 297 | 0.00% |
| Manual Entry Turnout | 0 | 0.00% |
| SPR Host Turnout | 0 | 0.00% |
| Clerk Pack Turnout | 0 | 0.00% |
| Total... | 297 | 0.00% |

REP - President of the United States 5th

| | | |
|-----------------|------------|----------------|
| Jeb Bush | 1 | 0.79% |
| Ben Carson | 5 | 3.94% |
| Chris Christie | 0 | 0.00% |
| Ted Cruz | 33 | 25.98% |
| Carly Fiorina | 0 | 0.00% |
| Lindsey Graham | 0 | 0.00% |
| Mike Huckabee | 0 | 0.00% |
| John R. Kasich | 13 | 10.24% |
| George Pataki | 0 | 0.00% |
| Rand Paul | 1 | 0.79% |
| Marco Rubio | 7 | 5.51% |
| Rick Santorum | 0 | 0.00% |
| Donald J. Trump | 64 | 50.39% |
| Uncommitted | 3 | 2.36% |
| Write-In | 0 | 0.00% |
| Total... | 127 | 100.00% |

DEM - President of the United States 5th

| | | |
|--------------------------|------------|----------------|
| Hillary Clinton | 162 | 50.78% |
| Roque Rocky De La Fuente | 1 | 0.31% |
| Martin J. O'Malley | 0 | 0.00% |
| Bernie Sanders | 155 | 48.59% |
| Uncommitted | 1 | 0.31% |
| Write-In | 0 | 0.00% |
| Total... | 319 | 100.00% |

City of Saginaw Precinct 13

Registration & Turnout 2,188

| | | |
|----------------------|-----|--------|
| Election Day Turnout | 516 | 23.58% |
| Manual Entry Turnout | 0 | 0.00% |
| SPR Host Turnout | 0 | 0.00% |

Saginaw_PPP_2016_E

March 8, 2016

Precinct Report

Saginaw County

City of Saginaw Precinct 13

Registration & Turnout 2,188

| | | |
|--------------------|------------|---------------|
| Clerk Pack Turnout | 47 | 2.15% |
| Total... | 563 | 25.73% |

Non Partisan Registration & Turnout 0

| | | |
|----------------------|-----------|--------------|
| Election Day Turnout | 0 | 0.00% |
| Manual Entry Turnout | 0 | 0.00% |
| SPR Host Turnout | 0 | 0.00% |
| Clerk Pack Turnout | 47 | 0.00% |
| Total... | 47 | 0.00% |

Republican Registration & Turnout 0

| | | |
|----------------------|------------|--------------|
| Election Day Turnout | 188 | 0.00% |
| Manual Entry Turnout | 0 | 0.00% |
| SPR Host Turnout | 0 | 0.00% |
| Clerk Pack Turnout | 0 | 0.00% |
| Total... | 188 | 0.00% |

Democratic Registration & Turnout 0

| | | |
|----------------------|------------|--------------|
| Election Day Turnout | 328 | 0.00% |
| Manual Entry Turnout | 0 | 0.00% |
| SPR Host Turnout | 0 | 0.00% |
| Clerk Pack Turnout | 0 | 0.00% |
| Total... | 328 | 0.00% |

REP - President of the United States 5th

| | | |
|-----------------|------------|----------------|
| Jeb Bush | 1 | 0.48% |
| Ben Carson | 5 | 2.39% |
| Chris Christie | 0 | 0.00% |
| Ted Cruz | 56 | 26.79% |
| Carly Fiorina | 0 | 0.00% |
| Lindsey Graham | 0 | 0.00% |
| Mike Huckabee | 0 | 0.00% |
| John R. Kasich | 33 | 15.79% |
| George Pataki | 0 | 0.00% |
| Rand Paul | 0 | 0.00% |
| Marco Rubio | 19 | 9.09% |
| Rick Santorum | 0 | 0.00% |
| Donald J. Trump | 94 | 44.98% |
| Uncommitted | 1 | 0.48% |
| Write-In | 0 | 0.00% |
| Total... | 209 | 100.00% |

DEM - President of the United States 5th

| | | |
|--------------------------|------------|----------------|
| Hillary Clinton | 179 | 50.56% |
| Roque Rocky De La Fuente | 0 | 0.00% |
| Martin J. O'Malley | 1 | 0.28% |
| Bernie Sanders | 170 | 48.02% |
| Uncommitted | 4 | 1.13% |
| Write-In | 0 | 0.00% |
| Total... | 354 | 100.00% |

City of Saginaw Precinct 14

Registration & Turnout 2,205

| | | |
|----------------------|-----|--------|
| Election Day Turnout | 0 | 0.00% |
| Manual Entry Turnout | 753 | 34.15% |
| SPR Host Turnout | 0 | 0.00% |

Saginaw_PPP_2016_E

March 8, 2016

Precinct Report

Saginaw County

City of Saginaw Precinct 14

Registration & Turnout 2,205

| | | |
|--------------------|------------|---------------|
| Clerk Pack Turnout | 122 | 5.53% |
| Total... | 875 | 39.68% |

Non Partisan Registration & Turnout 0

| | | |
|----------------------|------------|--------------|
| Election Day Turnout | 0 | 0.00% |
| Manual Entry Turnout | 0 | 0.00% |
| SPR Host Turnout | 0 | 0.00% |
| Clerk Pack Turnout | 122 | 0.00% |
| Total... | 122 | 0.00% |

Republican Registration & Turnout 0

| | | |
|----------------------|------------|--------------|
| Election Day Turnout | 0 | 0.00% |
| Manual Entry Turnout | 261 | 0.00% |
| SPR Host Turnout | 0 | 0.00% |
| Clerk Pack Turnout | 0 | 0.00% |
| Total... | 261 | 0.00% |

Democratic Registration & Turnout 0

| | | |
|----------------------|------------|--------------|
| Election Day Turnout | 0 | 0.00% |
| Manual Entry Turnout | 492 | 0.00% |
| SPR Host Turnout | 0 | 0.00% |
| Clerk Pack Turnout | 0 | 0.00% |
| Total... | 492 | 0.00% |

REP - President of the United States 5th

| | | |
|-----------------|------------|----------------|
| Jeb Bush | 3 | 0.94% |
| Ben Carson | 6 | 1.89% |
| Chris Christie | 5 | 1.57% |
| Ted Cruz | 108 | 33.96% |
| Carly Fiorina | 0 | 0.00% |
| Lindsey Graham | 0 | 0.00% |
| Mike Huckabee | 1 | 0.31% |
| John R. Kasich | 40 | 12.58% |
| George Pataki | 0 | 0.00% |
| Rand Paul | 2 | 0.63% |
| Marco Rubio | 35 | 11.01% |
| Rick Santorum | 1 | 0.31% |
| Donald J. Trump | 114 | 35.85% |
| Uncommitted | 3 | 0.94% |
| Write-In | 0 | 0.00% |
| Total... | 318 | 100.00% |

DEM - President of the United States 5th

| | | |
|--------------------------|------------|----------------|
| Hillary Clinton | 312 | 56.01% |
| Roque Rocky De La Fuente | 0 | 0.00% |
| Martin J. O'Malley | 0 | 0.00% |
| Bernie Sanders | 236 | 42.37% |
| Uncommitted | 7 | 1.26% |
| Write-In | 2 | 0.36% |
| Total... | 557 | 100.00% |

City of Saginaw Precinct 15

Registration & Turnout 2,514

| | | |
|----------------------|-----|--------|
| Election Day Turnout | 522 | 20.76% |
| Manual Entry Turnout | 0 | 0.00% |
| SPR Host Turnout | 0 | 0.00% |

Saginaw_PPP_2016_E

March 8, 2016

Precinct Report

Saginaw County

City of Saginaw Precinct 15

Registration & Turnout 2,514

| | | |
|--------------------|------------|---------------|
| Clerk Pack Turnout | 82 | 3.26% |
| Total... | 604 | 24.03% |

Non Partisan Registration & Turnout 0

| | | |
|----------------------|-----------|--------------|
| Election Day Turnout | 0 | 0.00% |
| Manual Entry Turnout | 0 | 0.00% |
| SPR Host Turnout | 0 | 0.00% |
| Clerk Pack Turnout | 82 | 0.00% |
| Total... | 82 | 0.00% |

Republican Registration & Turnout 0

| | | |
|----------------------|------------|--------------|
| Election Day Turnout | 158 | 0.00% |
| Manual Entry Turnout | 0 | 0.00% |
| SPR Host Turnout | 0 | 0.00% |
| Clerk Pack Turnout | 0 | 0.00% |
| Total... | 158 | 0.00% |

Democratic Registration & Turnout 0

| | | |
|----------------------|------------|--------------|
| Election Day Turnout | 364 | 0.00% |
| Manual Entry Turnout | 0 | 0.00% |
| SPR Host Turnout | 0 | 0.00% |
| Clerk Pack Turnout | 0 | 0.00% |
| Total... | 364 | 0.00% |

REP - President of the United States 5th

| | | |
|-----------------|------------|----------------|
| Jeb Bush | 2 | 1.01% |
| Ben Carson | 5 | 2.51% |
| Chris Christie | 1 | 0.50% |
| Ted Cruz | 67 | 33.67% |
| Carly Fiorina | 2 | 1.01% |
| Lindsey Graham | 0 | 0.00% |
| Mike Huckabee | 1 | 0.50% |
| John R. Kasich | 20 | 10.05% |
| George Pataki | 0 | 0.00% |
| Rand Paul | 2 | 1.01% |
| Marco Rubio | 10 | 5.03% |
| Rick Santorum | 0 | 0.00% |
| Donald J. Trump | 82 | 41.21% |
| Uncommitted | 6 | 3.02% |
| Write-In | 1 | 0.50% |
| Total... | 199 | 100.00% |

DEM - President of the United States 5th

| | | |
|--------------------------|------------|----------------|
| Hillary Clinton | 204 | 50.50% |
| Roque Rocky De La Fuente | 2 | 0.50% |
| Martin J. O'Malley | 0 | 0.00% |
| Bernie Sanders | 192 | 47.52% |
| Uncommitted | 6 | 1.49% |
| Write-In | 0 | 0.00% |
| Total... | 404 | 100.00% |

City of Saginaw Precinct 16

Registration & Turnout 2,738

| | | |
|----------------------|-----|--------|
| Election Day Turnout | 813 | 29.69% |
| Manual Entry Turnout | 0 | 0.00% |
| SPR Host Turnout | 0 | 0.00% |

Saginaw_PPP_2016_E

March 8, 2016

Precinct Report

Saginaw County

City of Saginaw Precinct 16

Registration & Turnout 2,738

| | | |
|--------------------|------------|---------------|
| Clerk Pack Turnout | 128 | 4.67% |
| Total... | 941 | 34.37% |

Non Partisan Registration & Turnout 0

| | | |
|----------------------|------------|--------------|
| Election Day Turnout | 0 | 0.00% |
| Manual Entry Turnout | 0 | 0.00% |
| SPR Host Turnout | 0 | 0.00% |
| Clerk Pack Turnout | 128 | 0.00% |
| Total... | 128 | 0.00% |

Republican Registration & Turnout 0

| | | |
|----------------------|------------|--------------|
| Election Day Turnout | 288 | 0.00% |
| Manual Entry Turnout | 0 | 0.00% |
| SPR Host Turnout | 0 | 0.00% |
| Clerk Pack Turnout | 0 | 0.00% |
| Total... | 288 | 0.00% |

Democratic Registration & Turnout 0

| | | |
|----------------------|------------|--------------|
| Election Day Turnout | 525 | 0.00% |
| Manual Entry Turnout | 0 | 0.00% |
| SPR Host Turnout | 0 | 0.00% |
| Clerk Pack Turnout | 0 | 0.00% |
| Total... | 525 | 0.00% |

REP - President of the United States 5th

| | | |
|-----------------|------------|----------------|
| Jeb Bush | 5 | 1.44% |
| Ben Carson | 2 | 0.57% |
| Chris Christie | 1 | 0.29% |
| Ted Cruz | 106 | 30.46% |
| Carly Fiorina | 1 | 0.29% |
| Lindsey Graham | 0 | 0.00% |
| Mike Huckabee | 0 | 0.00% |
| John R. Kasich | 70 | 20.11% |
| George Pataki | 1 | 0.29% |
| Rand Paul | 2 | 0.57% |
| Marco Rubio | 29 | 8.33% |
| Rick Santorum | 0 | 0.00% |
| Donald J. Trump | 124 | 35.63% |
| Uncommitted | 7 | 2.01% |
| Write-In | 0 | 0.00% |
| Total... | 348 | 100.00% |

DEM - President of the United States 5th

| | | |
|--------------------------|------------|----------------|
| Hillary Clinton | 286 | 48.23% |
| Roque Rocky De La Fuente | 1 | 0.17% |
| Martin J. O'Malley | 0 | 0.00% |
| Bernie Sanders | 299 | 50.42% |
| Uncommitted | 6 | 1.01% |
| Write-In | 1 | 0.17% |
| Total... | 593 | 100.00% |

City of Zilwaukee Precinct 1

Registration & Turnout 1,251

| | | |
|----------------------|-----|--------|
| Election Day Turnout | 0 | 0.00% |
| Manual Entry Turnout | 0 | 0.00% |
| SPR Host Turnout | 437 | 34.93% |

Saginaw_PPP_2016_E

March 8, 2016

Precinct Report

Saginaw County

City of Zilwaukee Precinct 1

Registration & Turnout 1,251

| | | |
|--------------------|------------|---------------|
| Clerk Pack Turnout | 0 | 0.00% |
| Total... | 437 | 34.93% |

Non Partisan Registration & Turnout 0

| | | |
|----------------------|----------|--------------|
| Election Day Turnout | 0 | 0.00% |
| Manual Entry Turnout | 0 | 0.00% |
| SPR Host Turnout | 1 | 0.00% |
| Clerk Pack Turnout | 0 | 0.00% |
| Total... | 1 | 0.00% |

Republican Registration & Turnout 0

| | | |
|----------------------|------------|--------------|
| Election Day Turnout | 0 | 0.00% |
| Manual Entry Turnout | 0 | 0.00% |
| SPR Host Turnout | 224 | 0.00% |
| Clerk Pack Turnout | 0 | 0.00% |
| Total... | 224 | 0.00% |

Democratic Registration & Turnout 0

| | | |
|----------------------|------------|--------------|
| Election Day Turnout | 0 | 0.00% |
| Manual Entry Turnout | 0 | 0.00% |
| SPR Host Turnout | 212 | 0.00% |
| Clerk Pack Turnout | 0 | 0.00% |
| Total... | 212 | 0.00% |

REP - President of the United States 5th

| | | |
|-----------------|------------|--------------|
| Jeb Bush | 1 | 0.45% |
| Ben Carson | 4 | 1.80% |
| Chris Christie | 0 | 0.00% |
| Ted Cruz | 56 | 25.23% |
| Carly Fiorina | 0 | 0.00% |
| Lindsey Graham | 0 | 0.00% |
| Mike Huckabee | 2 | 0.90% |
| John R. Kasich | 35 | 15.77% |
| George Pataki | 0 | 0.00% |
| Rand Paul | 1 | 0.45% |
| Marco Rubio | 20 | 9.01% |
| Rick Santorum | 0 | 0.00% |
| Donald J. Trump | 103 | 46.40% |
| Uncommitted | 0 | 0.00% |
| Write-In | 0 | 0.00% |
| Total... | 222 | 0.00% |

DEM - President of the United States 5th

| | | |
|--------------------------|------------|--------------|
| Hillary Clinton | 92 | 43.60% |
| Roque Rocky De La Fuente | 0 | 0.00% |
| Martin J. O'Malley | 1 | 0.47% |
| Bernie Sanders | 115 | 54.50% |
| Uncommitted | 3 | 1.42% |
| Write-In | 0 | 0.00% |
| Total... | 211 | 0.00% |

City of Zilwaukee Proposal

| | | |
|-----------------|------------|----------------|
| YES | 343 | 82.06% |
| NO | 75 | 17.94% |
| Total... | 418 | 100.00% |

Statement of Vote
Sanilac County
Primary March 2016
3/8/2016

Republican Electors of President Vice President of US

| | Registered | Turnout | Percent | 1 | 2 | 3 | 4 | 5 | 6 | 7 | 8 | 9 |
|-------------------------------|--------------|------------|---------------|----------|-----------|----------|-----------|----------|----------|----------|-----------|----------|
| City of Brown City | 830 | 271 | 32.65% | 3 | 10 | 0 | 57 | 0 | 0 | 2 | 30 | 0 |
| Polling Place | | 0 | 0.00% | 0 | 0 | 0 | 0 | 0 | 0 | 0 | 0 | 0 |
| Election Day Manual Entry | | 271 | 32.65% | 3 | 10 | 0 | 57 | 0 | 0 | 2 | 30 | 0 |
| City of Croswell | 1,567 | 487 | 31.08% | 0 | 6 | 0 | 76 | 0 | 0 | 2 | 64 | 1 |
| Polling Place | | 487 | 31.08% | 0 | 6 | 0 | 76 | 0 | 0 | 2 | 64 | 1 |
| Election Day Manual Entry | | 0 | 0.00% | 0 | 0 | 0 | 0 | 0 | 0 | 0 | 0 | 0 |
| City of Marlette | 1,228 | 367 | 29.89% | 0 | 4 | 0 | 71 | 0 | 0 | 2 | 61 | 1 |
| Polling Place | | 367 | 29.89% | 0 | 4 | 0 | 71 | 0 | 0 | 2 | 61 | 1 |
| Election Day Manual Entry | | 0 | 0.00% | 0 | 0 | 0 | 0 | 0 | 0 | 0 | 0 | 0 |
| City of Sandusky | 1,598 | 523 | 32.73% | 6 | 9 | 2 | 80 | 0 | 0 | 4 | 83 | 0 |
| Polling Place | | 523 | 32.73% | 6 | 9 | 2 | 80 | 0 | 0 | 4 | 83 | 0 |
| Election Day Manual Entry | | 0 | 0.00% | 0 | 0 | 0 | 0 | 0 | 0 | 0 | 0 | 0 |
| Argyle Township | 516 | 303 | 58.72% | 2 | 1 | 2 | 49 | 1 | 1 | 0 | 17 | 0 |
| Polling Place | | 303 | 58.72% | 2 | 1 | 2 | 49 | 1 | 1 | 0 | 17 | 0 |
| Election Day Manual Entry | | 0 | 0.00% | 0 | 0 | 0 | 0 | 0 | 0 | 0 | 0 | 0 |
| Austin Township | 449 | 130 | 28.95% | 0 | 0 | 0 | 18 | 0 | 0 | 0 | 15 | 0 |
| Polling Place | | 130 | 28.95% | 0 | 0 | 0 | 18 | 0 | 0 | 0 | 15 | 0 |
| Election Day Manual Entry | | 0 | 0.00% | 0 | 0 | 0 | 0 | 0 | 0 | 0 | 0 | 0 |
| Bridgehampton Township | 551 | 196 | 35.57% | 1 | 0 | 0 | 38 | 0 | 0 | 0 | 29 | 1 |
| Polling Place | | 196 | 35.57% | 1 | 0 | 0 | 38 | 0 | 0 | 0 | 29 | 1 |
| Election Day Manual Entry | | 0 | 0.00% | 0 | 0 | 0 | 0 | 0 | 0 | 0 | 0 | 0 |
| Buel Township | 884 | 320 | 36.20% | 0 | 7 | 0 | 53 | 0 | 0 | 0 | 35 | 0 |
| Polling Place | | 320 | 36.20% | 0 | 7 | 0 | 53 | 0 | 0 | 0 | 35 | 0 |
| Election Day Manual Entry | | 0 | 0.00% | 0 | 0 | 0 | 0 | 0 | 0 | 0 | 0 | 0 |
| Custer Township | 668 | 283 | 42.37% | 4 | 6 | 1 | 52 | 0 | 0 | 0 | 51 | 0 |
| Polling Place | | 283 | 42.37% | 4 | 6 | 1 | 52 | 0 | 0 | 0 | 51 | 0 |
| Election Day Manual Entry | | 0 | 0.00% | 0 | 0 | 0 | 0 | 0 | 0 | 0 | 0 | 0 |
| Delaware Township | 616 | 234 | 37.99% | 4 | 5 | 0 | 33 | 1 | 1 | 0 | 28 | 0 |
| Polling Place | | 234 | 37.99% | 4 | 5 | 0 | 33 | 1 | 1 | 0 | 28 | 0 |
| Election Day Manual Entry | | 0 | 0.00% | 0 | 0 | 0 | 0 | 0 | 0 | 0 | 0 | 0 |
| Elk Township | 1,071 | 345 | 32.21% | 1 | 6 | 0 | 51 | 0 | 1 | 0 | 39 | 1 |
| Polling Place | | 345 | 32.21% | 1 | 6 | 0 | 51 | 0 | 1 | 0 | 39 | 1 |
| Election Day Manual Entry | | 0 | 0.00% | 0 | 0 | 0 | 0 | 0 | 0 | 0 | 0 | 0 |
| Elmer Township | 560 | 200 | 35.71% | 3 | 1 | 0 | 41 | 0 | 1 | 0 | 20 | 0 |
| Polling Place | | 200 | 35.71% | 3 | 1 | 0 | 41 | 0 | 1 | 0 | 20 | 0 |
| Election Day Manual Entry | | 0 | 0.00% | 0 | 0 | 0 | 0 | 0 | 0 | 0 | 0 | 0 |
| Evergreen Township | 509 | 166 | 32.61% | 1 | 4 | 0 | 42 | 1 | 0 | 2 | 10 | 0 |
| Polling Place | | 166 | 32.61% | 1 | 4 | 0 | 42 | 1 | 0 | 2 | 10 | 0 |
| Election Day Manual Entry | | 0 | 0.00% | 0 | 0 | 0 | 0 | 0 | 0 | 0 | 0 | 0 |
| Flynn Township | 600 | 242 | 40.33% | 1 | 3 | 0 | 45 | 0 | 0 | 2 | 35 | 1 |
| Polling Place | | 242 | 40.33% | 1 | 3 | 0 | 45 | 0 | 0 | 2 | 35 | 1 |
| Election Day Manual Entry | | 0 | 0.00% | 0 | 0 | 0 | 0 | 0 | 0 | 0 | 0 | 0 |
| Forester Township | 737 | 276 | 37.45% | 0 | 3 | 0 | 32 | 0 | 0 | 2 | 44 | 0 |
| Polling Place | | 276 | 37.45% | 0 | 3 | 0 | 32 | 0 | 0 | 2 | 44 | 0 |
| Election Day Manual Entry | | 0 | 0.00% | 0 | 0 | 0 | 0 | 0 | 0 | 0 | 0 | 0 |

| | 10 | 11 | 12 | 13 | 14 | 15 |
|-------------------------------|----|----|----|-----|----|----|
| City of Brown City | 1 | 12 | 0 | 77 | 4 | 0 |
| Polling Place | 0 | 0 | 0 | 0 | 0 | 0 |
| Election Day Manual Entry | 1 | 12 | 0 | 77 | 4 | 0 |
| City of Croswell | 1 | 20 | 1 | 120 | 12 | 0 |
| Polling Place | 1 | 20 | 1 | 120 | 12 | 0 |
| Election Day Manual Entry | 0 | 0 | 0 | 0 | 0 | 0 |
| City of Marlette | 1 | 17 | 0 | 97 | 5 | 0 |
| Polling Place | 1 | 17 | 0 | 97 | 5 | 0 |
| Election Day Manual Entry | 0 | 0 | 0 | 0 | 0 | 0 |
| City of Sandusky | 4 | 28 | 1 | 130 | 15 | 0 |
| Polling Place | 4 | 28 | 1 | 130 | 15 | 0 |
| Election Day Manual Entry | 0 | 0 | 0 | 0 | 0 | 0 |
| Argyle Township | 1 | 13 | 0 | 105 | 8 | 0 |
| Polling Place | 1 | 13 | 0 | 105 | 8 | 0 |
| Election Day Manual Entry | 0 | 0 | 0 | 0 | 0 | 0 |
| Austin Township | 0 | 2 | 0 | 47 | 1 | 0 |
| Polling Place | 0 | 2 | 0 | 47 | 1 | 0 |
| Election Day Manual Entry | 0 | 0 | 0 | 0 | 0 | 0 |
| Bridgehampton Township | 1 | 10 | 2 | 74 | 5 | 0 |
| Polling Place | 1 | 10 | 2 | 74 | 5 | 0 |
| Election Day Manual Entry | 0 | 0 | 0 | 0 | 0 | 0 |
| Buel Township | 1 | 22 | 0 | 114 | 9 | 0 |
| Polling Place | 1 | 22 | 0 | 114 | 9 | 0 |
| Election Day Manual Entry | 0 | 0 | 0 | 0 | 0 | 0 |
| Custer Township | 0 | 18 | 1 | 89 | 5 | 0 |
| Polling Place | 0 | 18 | 1 | 89 | 5 | 0 |
| Election Day Manual Entry | 0 | 0 | 0 | 0 | 0 | 0 |
| Delaware Township | 0 | 22 | 0 | 88 | 0 | 0 |
| Polling Place | 0 | 22 | 0 | 88 | 0 | 0 |
| Election Day Manual Entry | 0 | 0 | 0 | 0 | 0 | 0 |
| Elk Township | 0 | 16 | 0 | 127 | 3 | 0 |
| Polling Place | 0 | 16 | 0 | 127 | 3 | 0 |
| Election Day Manual Entry | 0 | 0 | 0 | 0 | 0 | 0 |
| Elmer Township | 0 | 12 | 0 | 81 | 1 | 1 |
| Polling Place | 0 | 12 | 0 | 81 | 1 | 1 |
| Election Day Manual Entry | 0 | 0 | 0 | 0 | 0 | 0 |
| Evergreen Township | 0 | 18 | 1 | 56 | 0 | 1 |
| Polling Place | 0 | 18 | 1 | 56 | 0 | 1 |
| Election Day Manual Entry | 0 | 0 | 0 | 0 | 0 | 0 |
| Flynn Township | 0 | 16 | 1 | 83 | 1 | 0 |
| Polling Place | 0 | 16 | 1 | 83 | 1 | 0 |
| Election Day Manual Entry | 0 | 0 | 0 | 0 | 0 | 0 |
| Forester Township | 0 | 18 | 4 | 78 | 4 | 0 |
| Polling Place | 0 | 18 | 4 | 78 | 4 | 0 |
| Election Day Manual Entry | 0 | 0 | 0 | 0 | 0 | 0 |

Statement of Vote
Sanilac County
Primary March 2016
3/8/2016

Republican Electors of President Vice President of US

| | Registered | Turnout | Percent | 1 | 2 | 3 | 4 | 5 | 6 | 7 | 8 | 9 |
|----------------------------------|--------------|--------------|---------------|----------|-----------|----------|------------|----------|----------|----------|------------|----------|
| Fremont Township | 687 | 242 | 35.23% | 1 | 2 | 1 | 32 | 0 | 0 | 0 | 33 | 0 |
| Polling Place | | 242 | 35.23% | 1 | 2 | 1 | 32 | 0 | 0 | 0 | 33 | 0 |
| Election Day Manual Entry | | 0 | 0.00% | 0 | 0 | 0 | 0 | 0 | 0 | 0 | 0 | 0 |
| Greenleaf Township | 495 | 163 | 32.93% | 1 | 2 | 2 | 29 | 0 | 0 | 0 | 14 | 0 |
| Polling Place | | 163 | 32.93% | 1 | 2 | 2 | 29 | 0 | 0 | 0 | 14 | 0 |
| Election Day Manual Entry | | 0 | 0.00% | 0 | 0 | 0 | 0 | 0 | 0 | 0 | 0 | 0 |
| Lamotte Township | 558 | 197 | 35.30% | 2 | 3 | 0 | 45 | 0 | 0 | 2 | 22 | 0 |
| Polling Place | | 197 | 35.30% | 2 | 3 | 0 | 45 | 0 | 0 | 2 | 22 | 0 |
| Election Day Manual Entry | | 0 | 0.00% | 0 | 0 | 0 | 0 | 0 | 0 | 0 | 0 | 0 |
| Lexington Township | 2,647 | 1,034 | 39.06% | 7 | 10 | 4 | 114 | 1 | 0 | 2 | 153 | 0 |
| Polling Place | | 1,034 | 39.06% | 7 | 10 | 4 | 114 | 1 | 0 | 2 | 153 | 0 |
| Election Day Manual Entry | | 0 | 0.00% | 0 | 0 | 0 | 0 | 0 | 0 | 0 | 0 | 0 |
| Maple Valley Township | 725 | 255 | 35.17% | 0 | 5 | 0 | 38 | 0 | 0 | 1 | 43 | 0 |
| Polling Place | | 255 | 35.17% | 0 | 5 | 0 | 38 | 0 | 0 | 1 | 43 | 0 |
| Election Day Manual Entry | | 0 | 0.00% | 0 | 0 | 0 | 0 | 0 | 0 | 0 | 0 | 0 |
| Marion Township | 1,078 | 375 | 34.79% | 2 | 3 | 0 | 59 | 0 | 0 | 1 | 79 | 0 |
| Polling Place | | 375 | 34.79% | 2 | 3 | 0 | 59 | 0 | 0 | 1 | 79 | 0 |
| Election Day Manual Entry | | 0 | 0.00% | 0 | 0 | 0 | 0 | 0 | 0 | 0 | 0 | 0 |
| Marlette Township | 1,284 | 436 | 33.96% | 0 | 4 | 0 | 64 | 0 | 0 | 4 | 65 | 1 |
| Polling Place | | 0 | 0.00% | 0 | 0 | 0 | 0 | 0 | 0 | 0 | 0 | 0 |
| Election Day Manual Entry | | 436 | 33.96% | 0 | 4 | 0 | 64 | 0 | 0 | 4 | 65 | 1 |
| Minden Township | 388 | 136 | 35.05% | 1 | 2 | 0 | 11 | 0 | 0 | 0 | 23 | 0 |
| Polling Place | | 136 | 35.05% | 1 | 2 | 0 | 11 | 0 | 0 | 0 | 23 | 0 |
| Election Day Manual Entry | | 0 | 0.00% | 0 | 0 | 0 | 0 | 0 | 0 | 0 | 0 | 0 |
| Moore Township | 748 | 324 | 43.32% | 1 | 4 | 0 | 72 | 1 | 0 | 3 | 36 | 0 |
| Polling Place | | 324 | 43.32% | 1 | 4 | 0 | 72 | 1 | 0 | 3 | 36 | 0 |
| Election Day Manual Entry | | 0 | 0.00% | 0 | 0 | 0 | 0 | 0 | 0 | 0 | 0 | 0 |
| Sanilac Township | 1,940 | 725 | 37.37% | 3 | 14 | 0 | 92 | 1 | 0 | 2 | 106 | 1 |
| Polling Place | | 725 | 37.37% | 3 | 14 | 0 | 92 | 1 | 0 | 2 | 106 | 1 |
| Election Day Manual Entry | | 0 | 0.00% | 0 | 0 | 0 | 0 | 0 | 0 | 0 | 0 | 0 |
| Speaker Township | 980 | 340 | 34.69% | 1 | 2 | 1 | 50 | 2 | 0 | 0 | 45 | 0 |
| Polling Place | | 340 | 34.69% | 1 | 2 | 1 | 50 | 2 | 0 | 0 | 45 | 0 |
| Election Day Manual Entry | | 0 | 0.00% | 0 | 0 | 0 | 0 | 0 | 0 | 0 | 0 | 0 |
| Washington Township | 1,013 | 333 | 32.87% | 4 | 2 | 1 | 55 | 0 | 0 | 1 | 41 | 0 |
| Polling Place | | 333 | 32.87% | 4 | 2 | 1 | 55 | 0 | 0 | 1 | 41 | 0 |
| Election Day Manual Entry | | 0 | 0.00% | 0 | 0 | 0 | 0 | 0 | 0 | 0 | 0 | 0 |
| Watertown Township | 930 | 330 | 35.48% | 3 | 4 | 1 | 49 | 0 | 0 | 0 | 52 | 0 |
| Polling Place | | 330 | 35.48% | 3 | 4 | 1 | 49 | 0 | 0 | 0 | 52 | 0 |
| Election Day Manual Entry | | 0 | 0.00% | 0 | 0 | 0 | 0 | 0 | 0 | 0 | 0 | 0 |
| Wheatland Township | 294 | 165 | 56.12% | 2 | 7 | 0 | 20 | 0 | 1 | 2 | 14 | 0 |
| Polling Place | | 165 | 56.12% | 2 | 7 | 0 | 20 | 0 | 1 | 2 | 14 | 0 |
| Election Day Manual Entry | | 0 | 0.00% | 0 | 0 | 0 | 0 | 0 | 0 | 0 | 0 | 0 |
| Worth Township Precinct 1 | 1,381 | 554 | 40.12% | 4 | 8 | 4 | 68 | 0 | 0 | 0 | 67 | 0 |
| Polling Place | | 554 | 40.12% | 4 | 8 | 4 | 68 | 0 | 0 | 0 | 67 | 0 |
| Election Day Manual Entry | | 0 | 0.00% | 0 | 0 | 0 | 0 | 0 | 0 | 0 | 0 | 0 |

| | 10 | 11 | 12 | 13 | 14 | 15 |
|----------------------------------|----------|-----------|----------|------------|-----------|----------|
| Fremont Township | 0 | 11 | 0 | 75 | 0 | 1 |
| Polling Place | 0 | 11 | 0 | 75 | 0 | 1 |
| Election Day Manual Entry | 0 | 0 | 0 | 0 | 0 | 0 |
| Greenleaf Township | 1 | 8 | 0 | 59 | 2 | 0 |
| Polling Place | 1 | 8 | 0 | 59 | 2 | 0 |
| Election Day Manual Entry | 0 | 0 | 0 | 0 | 0 | 0 |
| Lamotte Township | 1 | 15 | 0 | 61 | 1 | 0 |
| Polling Place | 1 | 15 | 0 | 61 | 1 | 0 |
| Election Day Manual Entry | 0 | 0 | 0 | 0 | 0 | 0 |
| Lexington Township | 2 | 48 | 3 | 294 | 25 | 0 |
| Polling Place | 2 | 48 | 3 | 294 | 25 | 0 |
| Election Day Manual Entry | 0 | 0 | 0 | 0 | 0 | 0 |
| Maple Valley Township | 2 | 11 | 0 | 87 | 1 | 0 |
| Polling Place | 2 | 11 | 0 | 87 | 1 | 0 |
| Election Day Manual Entry | 0 | 0 | 0 | 0 | 0 | 0 |
| Marion Township | 3 | 27 | 0 | 105 | 1 | 0 |
| Polling Place | 3 | 27 | 0 | 105 | 1 | 0 |
| Election Day Manual Entry | 0 | 0 | 0 | 0 | 0 | 0 |
| Marlette Township | 2 | 24 | 0 | 155 | 3 | 0 |
| Polling Place | 0 | 0 | 0 | 0 | 0 | 0 |
| Election Day Manual Entry | 2 | 24 | 0 | 155 | 3 | 0 |
| Minden Township | 0 | 3 | 1 | 39 | 3 | 0 |
| Polling Place | 0 | 3 | 1 | 39 | 3 | 0 |
| Election Day Manual Entry | 0 | 0 | 0 | 0 | 0 | 0 |
| Moore Township | 0 | 19 | 0 | 96 | 5 | 0 |
| Polling Place | 0 | 19 | 0 | 96 | 5 | 0 |
| Election Day Manual Entry | 0 | 0 | 0 | 0 | 0 | 0 |
| Sanilac Township | 0 | 46 | 1 | 204 | 11 | 0 |
| Polling Place | 0 | 46 | 1 | 204 | 11 | 0 |
| Election Day Manual Entry | 0 | 0 | 0 | 0 | 0 | 0 |
| Speaker Township | 0 | 16 | 0 | 109 | 8 | 0 |
| Polling Place | 0 | 16 | 0 | 109 | 8 | 0 |
| Election Day Manual Entry | 0 | 0 | 0 | 0 | 0 | 0 |
| Washington Township | 2 | 19 | 3 | 103 | 4 | 0 |
| Polling Place | 2 | 19 | 3 | 103 | 4 | 0 |
| Election Day Manual Entry | 0 | 0 | 0 | 0 | 0 | 0 |
| Watertown Township | 0 | 22 | 0 | 96 | 8 | 0 |
| Polling Place | 0 | 22 | 0 | 96 | 8 | 0 |
| Election Day Manual Entry | 0 | 0 | 0 | 0 | 0 | 0 |
| Wheatland Township | 2 | 5 | 0 | 62 | 0 | 0 |
| Polling Place | 2 | 5 | 0 | 62 | 0 | 0 |
| Election Day Manual Entry | 0 | 0 | 0 | 0 | 0 | 0 |
| Worth Township Precinct 1 | 1 | 25 | 0 | 201 | 8 | 0 |
| Polling Place | 1 | 25 | 0 | 201 | 8 | 0 |
| Election Day Manual Entry | 0 | 0 | 0 | 0 | 0 | 0 |

Statement of Vote
Sanilac County
Primary March 2016
3/8/2016

Republican Electors of President Vice President of US

| | Registered | Turnout | Percent | 1 | 2 | 3 | 4 | 5 | 6 | 7 | 8 | 9 |
|---------------------------|------------|---------|---------|----|-----|----|-------|---|---|----|-------|---|
| Worth Township Precinct 2 | 1,450 | 508 | 35.03% | 4 | 6 | 0 | 52 | 0 | 0 | 0 | 53 | 0 |
| Polling Place | | 508 | 35.03% | 4 | 6 | 0 | 52 | 0 | 0 | 0 | 53 | 0 |
| Election Day Manual Entry | | 0 | 0.00% | 0 | 0 | 0 | 0 | 0 | 0 | 0 | 0 | 0 |
| | 28,982 | 10,460 | 36.09% | 62 | 143 | 19 | 1,588 | 8 | 5 | 34 | 1,407 | 7 |

Candidates

- 1 Jeb Bush
- 2 Ben Carson
- 3 Chris Christie
- 4 Ted Cruz
- 5 Carly Fiorina
- 6 Lindsey Graham
- 7 Mike Huckabee
- 8 John R. Kasich
- 9 George Pataki
- 10 Rand Paul
- 11 Marco Rubio
- 12 Rick Santorum

| | 10 | 11 | 12 | 13 | 14 | 15 |
|---------------------------|----|-----|----|-------|-----|----|
| Worth Township Precinct 2 | 1 | 25 | 0 | 167 | 11 | 1 |
| Polling Place | 1 | 25 | 0 | 167 | 11 | 1 |
| Election Day Manual Entry | 0 | 0 | 0 | 0 | 0 | 0 |
| | 27 | 568 | 19 | 3,279 | 164 | 4 |

Statement of Vote
Sanilac County
Primary March 2016
3/8/2016

Democratic Electors of President Vice President of US

| | Registered | Turnout | Percent | 1 | 2 | 3 | 4 | 5 | 6 |
|---------------------------|------------|---------|---------|----|---|---|----|----|---|
| City of Brown City | 830 | 271 | 32.65% | 30 | 0 | 0 | 34 | 0 | 0 |
| Polling Place | | 0 | 0.00% | 0 | 0 | 0 | 0 | 0 | 0 |
| Election Day Manual Entry | | 271 | 32.65% | 30 | 0 | 0 | 34 | 0 | 0 |
| City of Croswell | 1,567 | 487 | 31.08% | 68 | 1 | 1 | 98 | 3 | 0 |
| Polling Place | | 487 | 31.08% | 68 | 1 | 1 | 98 | 3 | 0 |
| Election Day Manual Entry | | 0 | 0.00% | 0 | 0 | 0 | 0 | 0 | 0 |
| City of Marlette | 1,228 | 367 | 29.89% | 26 | 0 | 1 | 68 | 4 | 0 |
| Polling Place | | 367 | 29.89% | 26 | 0 | 1 | 68 | 4 | 0 |
| Election Day Manual Entry | | 0 | 0.00% | 0 | 0 | 0 | 0 | 0 | 0 |
| City of Sandusky | 1,598 | 523 | 32.73% | 62 | 0 | 3 | 63 | 10 | 0 |
| Polling Place | | 523 | 32.73% | 62 | 0 | 3 | 63 | 10 | 0 |
| Election Day Manual Entry | | 0 | 0.00% | 0 | 0 | 0 | 0 | 0 | 0 |
| Argyle Township | 516 | 303 | 58.72% | 12 | 0 | 1 | 30 | 6 | 0 |
| Polling Place | | 303 | 58.72% | 12 | 0 | 1 | 30 | 6 | 0 |
| Election Day Manual Entry | | 0 | 0.00% | 0 | 0 | 0 | 0 | 0 | 0 |
| Austin Township | 449 | 130 | 28.95% | 23 | 0 | 0 | 22 | 0 | 0 |
| Polling Place | | 130 | 28.95% | 23 | 0 | 0 | 22 | 0 | 0 |
| Election Day Manual Entry | | 0 | 0.00% | 0 | 0 | 0 | 0 | 0 | 0 |
| Bridgehampton Township | 551 | 196 | 35.57% | 13 | 0 | 0 | 15 | 1 | 0 |
| Polling Place | | 196 | 35.57% | 13 | 0 | 0 | 15 | 1 | 0 |
| Election Day Manual Entry | | 0 | 0.00% | 0 | 0 | 0 | 0 | 0 | 0 |
| Buel Township | 884 | 320 | 36.20% | 32 | 0 | 0 | 40 | 0 | 0 |
| Polling Place | | 320 | 36.20% | 32 | 0 | 0 | 40 | 0 | 0 |
| Election Day Manual Entry | | 0 | 0.00% | 0 | 0 | 0 | 0 | 0 | 0 |
| Custer Township | 668 | 283 | 42.37% | 27 | 0 | 0 | 20 | 2 | 0 |
| Polling Place | | 283 | 42.37% | 27 | 0 | 0 | 20 | 2 | 0 |
| Election Day Manual Entry | | 0 | 0.00% | 0 | 0 | 0 | 0 | 0 | 0 |
| Delaware Township | 616 | 234 | 37.99% | 23 | 0 | 0 | 23 | 3 | 0 |
| Polling Place | | 234 | 37.99% | 23 | 0 | 0 | 23 | 3 | 0 |
| Election Day Manual Entry | | 0 | 0.00% | 0 | 0 | 0 | 0 | 0 | 0 |
| Elk Township | 1,071 | 345 | 32.21% | 42 | 0 | 0 | 44 | 6 | 1 |
| Polling Place | | 345 | 32.21% | 42 | 0 | 0 | 44 | 6 | 1 |
| Election Day Manual Entry | | 0 | 0.00% | 0 | 0 | 0 | 0 | 0 | 0 |
| Elmer Township | 560 | 200 | 35.71% | 19 | 1 | 0 | 13 | 0 | 0 |
| Polling Place | | 200 | 35.71% | 19 | 1 | 0 | 13 | 0 | 0 |
| Election Day Manual Entry | | 0 | 0.00% | 0 | 0 | 0 | 0 | 0 | 0 |
| Evergreen Township | 509 | 166 | 32.61% | 10 | 0 | 0 | 15 | 2 | 0 |
| Polling Place | | 166 | 32.61% | 10 | 0 | 0 | 15 | 2 | 0 |
| Election Day Manual Entry | | 0 | 0.00% | 0 | 0 | 0 | 0 | 0 | 0 |
| Flynn Township | 600 | 242 | 40.33% | 25 | 0 | 1 | 20 | 3 | 0 |
| Polling Place | | 242 | 40.33% | 25 | 0 | 1 | 20 | 3 | 0 |
| Election Day Manual Entry | | 0 | 0.00% | 0 | 0 | 0 | 0 | 0 | 0 |
| Forester Township | 737 | 276 | 37.45% | 39 | 0 | 0 | 43 | 1 | 0 |
| Polling Place | | 276 | 37.45% | 39 | 0 | 0 | 43 | 1 | 0 |
| Election Day Manual Entry | | 0 | 0.00% | 0 | 0 | 0 | 0 | 0 | 0 |

Statement of Vote
Sanilac County
Primary March 2016
3/8/2016

Democratic Electors of President Vice President of US

| | Registered | Turnout | Percent | 1 | 2 | 3 | 4 | 5 | 6 |
|----------------------------------|--------------|--------------|---------------|------------|----------|----------|------------|-----------|----------|
| Fremont Township | 687 | 242 | 35.23% | 40 | 0 | 0 | 37 | 6 | 0 |
| Polling Place | | 242 | 35.23% | 40 | 0 | 0 | 37 | 6 | 0 |
| Election Day Manual Entry | | 0 | 0.00% | 0 | 0 | 0 | 0 | 0 | 0 |
| Greenleaf Township | 495 | 163 | 32.93% | 20 | 0 | 0 | 18 | 2 | 0 |
| Polling Place | | 163 | 32.93% | 20 | 0 | 0 | 18 | 2 | 0 |
| Election Day Manual Entry | | 0 | 0.00% | 0 | 0 | 0 | 0 | 0 | 0 |
| Lamotte Township | 558 | 197 | 35.30% | 18 | 0 | 0 | 18 | 1 | 0 |
| Polling Place | | 197 | 35.30% | 18 | 0 | 0 | 18 | 1 | 0 |
| Election Day Manual Entry | | 0 | 0.00% | 0 | 0 | 0 | 0 | 0 | 0 |
| Lexington Township | 2,647 | 1,034 | 39.06% | 143 | 0 | 2 | 193 | 15 | 0 |
| Polling Place | | 1,034 | 39.06% | 143 | 0 | 2 | 193 | 15 | 0 |
| Election Day Manual Entry | | 0 | 0.00% | 0 | 0 | 0 | 0 | 0 | 0 |
| Maple Valley Township | 725 | 255 | 35.17% | 20 | 0 | 0 | 33 | 3 | 1 |
| Polling Place | | 255 | 35.17% | 20 | 0 | 0 | 33 | 3 | 1 |
| Election Day Manual Entry | | 0 | 0.00% | 0 | 0 | 0 | 0 | 0 | 0 |
| Marion Township | 1,078 | 375 | 34.79% | 28 | 0 | 1 | 42 | 4 | 0 |
| Polling Place | | 375 | 34.79% | 28 | 0 | 1 | 42 | 4 | 0 |
| Election Day Manual Entry | | 0 | 0.00% | 0 | 0 | 0 | 0 | 0 | 0 |
| Marlette Township | 1,284 | 436 | 33.96% | 27 | 0 | 2 | 69 | 0 | 0 |
| Polling Place | | 0 | 0.00% | 0 | 0 | 0 | 0 | 0 | 0 |
| Election Day Manual Entry | | 436 | 33.96% | 27 | 0 | 2 | 69 | 0 | 0 |
| Minden Township | 388 | 136 | 35.05% | 28 | 0 | 0 | 22 | 0 | 0 |
| Polling Place | | 136 | 35.05% | 28 | 0 | 0 | 22 | 0 | 0 |
| Election Day Manual Entry | | 0 | 0.00% | 0 | 0 | 0 | 0 | 0 | 0 |
| Moore Township | 748 | 324 | 43.32% | 31 | 0 | 0 | 40 | 1 | 0 |
| Polling Place | | 324 | 43.32% | 31 | 0 | 0 | 40 | 1 | 0 |
| Election Day Manual Entry | | 0 | 0.00% | 0 | 0 | 0 | 0 | 0 | 0 |
| Sanilac Township | 1,940 | 725 | 37.37% | 91 | 0 | 2 | 122 | 8 | 0 |
| Polling Place | | 725 | 37.37% | 91 | 0 | 2 | 122 | 8 | 0 |
| Election Day Manual Entry | | 0 | 0.00% | 0 | 0 | 0 | 0 | 0 | 0 |
| Speaker Township | 980 | 340 | 34.69% | 31 | 0 | 0 | 64 | 2 | 0 |
| Polling Place | | 340 | 34.69% | 31 | 0 | 0 | 64 | 2 | 0 |
| Election Day Manual Entry | | 0 | 0.00% | 0 | 0 | 0 | 0 | 0 | 0 |
| Washington Township | 1,013 | 333 | 32.87% | 35 | 0 | 0 | 50 | 5 | 0 |
| Polling Place | | 333 | 32.87% | 35 | 0 | 0 | 50 | 5 | 0 |
| Election Day Manual Entry | | 0 | 0.00% | 0 | 0 | 0 | 0 | 0 | 0 |
| Watertown Township | 930 | 330 | 35.48% | 36 | 0 | 0 | 38 | 4 | 0 |
| Polling Place | | 330 | 35.48% | 36 | 0 | 0 | 38 | 4 | 0 |
| Election Day Manual Entry | | 0 | 0.00% | 0 | 0 | 0 | 0 | 0 | 0 |
| Wheatland Township | 294 | 165 | 56.12% | 16 | 0 | 2 | 13 | 0 | 0 |
| Polling Place | | 165 | 56.12% | 16 | 0 | 2 | 13 | 0 | 0 |
| Election Day Manual Entry | | 0 | 0.00% | 0 | 0 | 0 | 0 | 0 | 0 |
| Worth Township Precinct 1 | 1,381 | 554 | 40.12% | 73 | 0 | 0 | 76 | 3 | 0 |
| Polling Place | | 554 | 40.12% | 73 | 0 | 0 | 76 | 3 | 0 |
| Election Day Manual Entry | | 0 | 0.00% | 0 | 0 | 0 | 0 | 0 | 0 |

Statement of Vote
Sanilac County
Primary March 2016
3/8/2016

Democratic Electors of President Vice President of US

| | Registered | Turnout | Percent | 1 | 2 | 3 | 4 | 5 | 6 |
|---------------------------|------------|---------|---------|-------|---|----|-------|----|---|
| Worth Township Precinct 2 | 1,450 | 508 | 35.03% | 72 | 0 | 0 | 102 | 4 | 0 |
| Polling Place | | 508 | 35.03% | 72 | 0 | 0 | 102 | 4 | 0 |
| Election Day Manual Entry | | 0 | 0.00% | 0 | 0 | 0 | 0 | 0 | 0 |
| | 28,982 | 10,460 | 36.09% | 1,160 | 2 | 16 | 1,485 | 99 | 2 |

Candidates

- 1 Hillary Clinton
- 2 Roque Rocky DeLaFuente
- 3 Martin J. O'Malley
- 4 Bernie Sanders
- 5 Uncommitted
- 6 Write-In

Statement of Vote
Sanilac County
Primary March 2016
3/8/2016

County Veterans Millage

| | Registered | Turnout | Percent | 1 | 2 |
|-------------------------------|--------------|------------|---------------|------------|------------|
| City of Brown City | 830 | 271 | 32.65% | 181 | 78 |
| Polling Place | | 0 | 0.00% | 0 | 0 |
| Election Day Manual Entry | | 271 | 32.65% | 181 | 78 |
| City of Croswell | 1,567 | 487 | 31.08% | 367 | 107 |
| Polling Place | | 487 | 31.08% | 367 | 107 |
| Election Day Manual Entry | | 0 | 0.00% | 0 | 0 |
| City of Marlette | 1,228 | 367 | 29.89% | 273 | 81 |
| Polling Place | | 367 | 29.89% | 273 | 81 |
| Election Day Manual Entry | | 0 | 0.00% | 0 | 0 |
| City of Sandusky | 1,598 | 523 | 32.73% | 397 | 116 |
| Polling Place | | 523 | 32.73% | 397 | 116 |
| Election Day Manual Entry | | 0 | 0.00% | 0 | 0 |
| Argyle Township | 516 | 303 | 58.72% | 214 | 74 |
| Polling Place | | 303 | 58.72% | 214 | 74 |
| Election Day Manual Entry | | 0 | 0.00% | 0 | 0 |
| Austin Township | 449 | 130 | 28.95% | 79 | 49 |
| Polling Place | | 130 | 28.95% | 79 | 49 |
| Election Day Manual Entry | | 0 | 0.00% | 0 | 0 |
| Bridgehampton Township | 551 | 196 | 35.57% | 132 | 61 |
| Polling Place | | 196 | 35.57% | 132 | 61 |
| Election Day Manual Entry | | 0 | 0.00% | 0 | 0 |
| Buel Township | 884 | 320 | 36.20% | 240 | 76 |
| Polling Place | | 320 | 36.20% | 240 | 76 |
| Election Day Manual Entry | | 0 | 0.00% | 0 | 0 |
| Custer Township | 668 | 283 | 42.37% | 210 | 69 |
| Polling Place | | 283 | 42.37% | 210 | 69 |
| Election Day Manual Entry | | 0 | 0.00% | 0 | 0 |
| Delaware Township | 616 | 234 | 37.99% | 157 | 68 |
| Polling Place | | 234 | 37.99% | 157 | 68 |
| Election Day Manual Entry | | 0 | 0.00% | 0 | 0 |
| Elk Township | 1,071 | 345 | 32.21% | 253 | 82 |
| Polling Place | | 345 | 32.21% | 253 | 82 |
| Election Day Manual Entry | | 0 | 0.00% | 0 | 0 |
| Elmer Township | 560 | 200 | 35.71% | 145 | 55 |
| Polling Place | | 200 | 35.71% | 145 | 55 |
| Election Day Manual Entry | | 0 | 0.00% | 0 | 0 |
| Evergreen Township | 509 | 166 | 32.61% | 112 | 51 |
| Polling Place | | 166 | 32.61% | 112 | 51 |
| Election Day Manual Entry | | 0 | 0.00% | 0 | 0 |
| Flynn Township | 600 | 242 | 40.33% | 140 | 100 |
| Polling Place | | 242 | 40.33% | 140 | 100 |
| Election Day Manual Entry | | 0 | 0.00% | 0 | 0 |
| Forester Township | 737 | 276 | 37.45% | 210 | 61 |
| Polling Place | | 276 | 37.45% | 210 | 61 |
| Election Day Manual Entry | | 0 | 0.00% | 0 | 0 |

Statement of Vote
Sanilac County
Primary March 2016
3/8/2016

County Veterans Millage

| | Registered | Turnout | Percent | 1 | 2 |
|----------------------------------|--------------|--------------|---------------|------------|------------|
| Fremont Township | 687 | 242 | 35.23% | 169 | 65 |
| Polling Place | | 242 | 35.23% | 169 | 65 |
| Election Day Manual Entry | | 0 | 0.00% | 0 | 0 |
| Greenleaf Township | 495 | 163 | 32.93% | 105 | 50 |
| Polling Place | | 163 | 32.93% | 105 | 50 |
| Election Day Manual Entry | | 0 | 0.00% | 0 | 0 |
| Lamotte Township | 558 | 197 | 35.30% | 139 | 57 |
| Polling Place | | 197 | 35.30% | 139 | 57 |
| Election Day Manual Entry | | 0 | 0.00% | 0 | 0 |
| Lexington Township | 2,647 | 1,034 | 39.06% | 675 | 315 |
| Polling Place | | 1,034 | 39.06% | 675 | 315 |
| Election Day Manual Entry | | 0 | 0.00% | 0 | 0 |
| Maple Valley Township | 725 | 255 | 35.17% | 172 | 72 |
| Polling Place | | 255 | 35.17% | 172 | 72 |
| Election Day Manual Entry | | 0 | 0.00% | 0 | 0 |
| Marion Township | 1,078 | 375 | 34.79% | 301 | 66 |
| Polling Place | | 375 | 34.79% | 301 | 66 |
| Election Day Manual Entry | | 0 | 0.00% | 0 | 0 |
| Marlette Township | 1,284 | 436 | 33.96% | 296 | 131 |
| Polling Place | | 0 | 0.00% | 0 | 0 |
| Election Day Manual Entry | | 436 | 33.96% | 296 | 131 |
| Minden Township | 388 | 136 | 35.05% | 112 | 22 |
| Polling Place | | 136 | 35.05% | 112 | 22 |
| Election Day Manual Entry | | 0 | 0.00% | 0 | 0 |
| Moore Township | 748 | 324 | 43.32% | 243 | 78 |
| Polling Place | | 324 | 43.32% | 243 | 78 |
| Election Day Manual Entry | | 0 | 0.00% | 0 | 0 |
| Sanilac Township | 1,940 | 725 | 37.37% | 543 | 172 |
| Polling Place | | 725 | 37.37% | 543 | 172 |
| Election Day Manual Entry | | 0 | 0.00% | 0 | 0 |
| Speaker Township | 980 | 340 | 34.69% | 232 | 101 |
| Polling Place | | 340 | 34.69% | 232 | 101 |
| Election Day Manual Entry | | 0 | 0.00% | 0 | 0 |
| Washington Township | 1,013 | 333 | 32.87% | 263 | 66 |
| Polling Place | | 333 | 32.87% | 263 | 66 |
| Election Day Manual Entry | | 0 | 0.00% | 0 | 0 |
| Watertown Township | 930 | 330 | 35.48% | 242 | 83 |
| Polling Place | | 330 | 35.48% | 242 | 83 |
| Election Day Manual Entry | | 0 | 0.00% | 0 | 0 |
| Wheatland Township | 294 | 165 | 56.12% | 128 | 35 |
| Polling Place | | 165 | 56.12% | 128 | 35 |
| Election Day Manual Entry | | 0 | 0.00% | 0 | 0 |
| Worth Township Precinct 1 | 1,381 | 554 | 40.12% | 359 | 186 |
| Polling Place | | 554 | 40.12% | 359 | 186 |
| Election Day Manual Entry | | 0 | 0.00% | 0 | 0 |

Statement of Vote
Sanilac County
Primary March 2016
3/8/2016

County Veterans Millage

| | Registered | Turnout | Percent | 1 | 2 |
|---------------------------|------------|---------|---------|-------|-------|
| Worth Township Precinct 2 | 1,450 | 508 | 35.03% | 330 | 161 |
| Polling Place | | 508 | 35.03% | 330 | 161 |
| Election Day Manual Entry | | 0 | 0.00% | 0 | 0 |
| | 28,982 | 10,460 | 36.09% | 7,419 | 2,788 |

Candidates

- 1 YES
- 2 NO

Statement of Vote
Sanilac County
Primary March 2016
3/8/2016

County Medical Control Millage

| | Registered | Turnout | Percent | 1 | 2 |
|-------------------------------|--------------|------------|---------------|------------|------------|
| City of Brown City | 830 | 271 | 32.65% | 200 | 61 |
| Polling Place | | 0 | 0.00% | 0 | 0 |
| Election Day Manual Entry | | 271 | 32.65% | 200 | 61 |
| City of Croswell | 1,567 | 487 | 31.08% | 361 | 112 |
| Polling Place | | 487 | 31.08% | 361 | 112 |
| Election Day Manual Entry | | 0 | 0.00% | 0 | 0 |
| City of Marlette | 1,228 | 367 | 29.89% | 278 | 75 |
| Polling Place | | 367 | 29.89% | 278 | 75 |
| Election Day Manual Entry | | 0 | 0.00% | 0 | 0 |
| City of Sandusky | 1,598 | 523 | 32.73% | 398 | 109 |
| Polling Place | | 523 | 32.73% | 398 | 109 |
| Election Day Manual Entry | | 0 | 0.00% | 0 | 0 |
| Argyle Township | 516 | 303 | 58.72% | 195 | 94 |
| Polling Place | | 303 | 58.72% | 195 | 94 |
| Election Day Manual Entry | | 0 | 0.00% | 0 | 0 |
| Austin Township | 449 | 130 | 28.95% | 84 | 44 |
| Polling Place | | 130 | 28.95% | 84 | 44 |
| Election Day Manual Entry | | 0 | 0.00% | 0 | 0 |
| Bridgehampton Township | 551 | 196 | 35.57% | 131 | 61 |
| Polling Place | | 196 | 35.57% | 131 | 61 |
| Election Day Manual Entry | | 0 | 0.00% | 0 | 0 |
| Buel Township | 884 | 320 | 36.20% | 225 | 94 |
| Polling Place | | 320 | 36.20% | 225 | 94 |
| Election Day Manual Entry | | 0 | 0.00% | 0 | 0 |
| Custer Township | 668 | 283 | 42.37% | 203 | 76 |
| Polling Place | | 283 | 42.37% | 203 | 76 |
| Election Day Manual Entry | | 0 | 0.00% | 0 | 0 |
| Delaware Township | 616 | 234 | 37.99% | 170 | 57 |
| Polling Place | | 234 | 37.99% | 170 | 57 |
| Election Day Manual Entry | | 0 | 0.00% | 0 | 0 |
| Elk Township | 1,071 | 345 | 32.21% | 236 | 94 |
| Polling Place | | 345 | 32.21% | 236 | 94 |
| Election Day Manual Entry | | 0 | 0.00% | 0 | 0 |
| Elmer Township | 560 | 200 | 35.71% | 147 | 53 |
| Polling Place | | 200 | 35.71% | 147 | 53 |
| Election Day Manual Entry | | 0 | 0.00% | 0 | 0 |
| Evergreen Township | 509 | 166 | 32.61% | 106 | 56 |
| Polling Place | | 166 | 32.61% | 106 | 56 |
| Election Day Manual Entry | | 0 | 0.00% | 0 | 0 |
| Flynn Township | 600 | 242 | 40.33% | 153 | 84 |
| Polling Place | | 242 | 40.33% | 153 | 84 |
| Election Day Manual Entry | | 0 | 0.00% | 0 | 0 |
| Forester Township | 737 | 276 | 37.45% | 214 | 55 |
| Polling Place | | 276 | 37.45% | 214 | 55 |
| Election Day Manual Entry | | 0 | 0.00% | 0 | 0 |

Statement of Vote
Sanilac County
Primary March 2016
3/8/2016

County Medical Control Millage

| | Registered | Turnout | Percent | 1 | 2 |
|----------------------------------|--------------|--------------|---------------|------------|------------|
| Fremont Township | 687 | 242 | 35.23% | 161 | 70 |
| Polling Place | | 242 | 35.23% | 161 | 70 |
| Election Day Manual Entry | | 0 | 0.00% | 0 | 0 |
| Greenleaf Township | 495 | 163 | 32.93% | 97 | 60 |
| Polling Place | | 163 | 32.93% | 97 | 60 |
| Election Day Manual Entry | | 0 | 0.00% | 0 | 0 |
| Lamotte Township | 558 | 197 | 35.30% | 139 | 56 |
| Polling Place | | 197 | 35.30% | 139 | 56 |
| Election Day Manual Entry | | 0 | 0.00% | 0 | 0 |
| Lexington Township | 2,647 | 1,034 | 39.06% | 708 | 272 |
| Polling Place | | 1,034 | 39.06% | 708 | 272 |
| Election Day Manual Entry | | 0 | 0.00% | 0 | 0 |
| Maple Valley Township | 725 | 255 | 35.17% | 174 | 71 |
| Polling Place | | 255 | 35.17% | 174 | 71 |
| Election Day Manual Entry | | 0 | 0.00% | 0 | 0 |
| Marion Township | 1,078 | 375 | 34.79% | 302 | 66 |
| Polling Place | | 375 | 34.79% | 302 | 66 |
| Election Day Manual Entry | | 0 | 0.00% | 0 | 0 |
| Marlette Township | 1,284 | 436 | 33.96% | 292 | 132 |
| Polling Place | | 0 | 0.00% | 0 | 0 |
| Election Day Manual Entry | | 436 | 33.96% | 292 | 132 |
| Minden Township | 388 | 136 | 35.05% | 103 | 28 |
| Polling Place | | 136 | 35.05% | 103 | 28 |
| Election Day Manual Entry | | 0 | 0.00% | 0 | 0 |
| Moore Township | 748 | 324 | 43.32% | 226 | 94 |
| Polling Place | | 324 | 43.32% | 226 | 94 |
| Election Day Manual Entry | | 0 | 0.00% | 0 | 0 |
| Sanilac Township | 1,940 | 725 | 37.37% | 548 | 163 |
| Polling Place | | 725 | 37.37% | 548 | 163 |
| Election Day Manual Entry | | 0 | 0.00% | 0 | 0 |
| Speaker Township | 980 | 340 | 34.69% | 219 | 112 |
| Polling Place | | 340 | 34.69% | 219 | 112 |
| Election Day Manual Entry | | 0 | 0.00% | 0 | 0 |
| Washington Township | 1,013 | 333 | 32.87% | 229 | 95 |
| Polling Place | | 333 | 32.87% | 229 | 95 |
| Election Day Manual Entry | | 0 | 0.00% | 0 | 0 |
| Watertown Township | 930 | 330 | 35.48% | 225 | 99 |
| Polling Place | | 330 | 35.48% | 225 | 99 |
| Election Day Manual Entry | | 0 | 0.00% | 0 | 0 |
| Wheatland Township | 294 | 165 | 56.12% | 123 | 41 |
| Polling Place | | 165 | 56.12% | 123 | 41 |
| Election Day Manual Entry | | 0 | 0.00% | 0 | 0 |
| Worth Township Precinct 1 | 1,381 | 554 | 40.12% | 336 | 199 |
| Polling Place | | 554 | 40.12% | 336 | 199 |
| Election Day Manual Entry | | 0 | 0.00% | 0 | 0 |

Statement of Vote
Sanilac County
Primary March 2016
3/8/2016

County Medical Control Millage

| | Registered | Turnout | Percent | 1 | 2 |
|---------------------------|------------|---------|---------|-------|-------|
| Worth Township Precinct 2 | 1,450 | 508 | 35.03% | 329 | 161 |
| Polling Place | | 508 | 35.03% | 329 | 161 |
| Election Day Manual Entry | | 0 | 0.00% | 0 | 0 |
| | 28,982 | 10,460 | 36.09% | 7,312 | 2,844 |

Candidates

- 1 YES
- 2 NO

Statement of Vote
Sanilac County
Primary March 2016
3/8/2016

County Medical Care Facility Millage

| | Registered | Turnout | Percent | 1 | 2 |
|-------------------------------|--------------|------------|---------------|------------|------------|
| City of Brown City | 830 | 271 | 32.65% | 163 | 96 |
| Polling Place | | 0 | 0.00% | 0 | 0 |
| Election Day Manual Entry | | 271 | 32.65% | 163 | 96 |
| City of Croswell | 1,567 | 487 | 31.08% | 306 | 166 |
| Polling Place | | 487 | 31.08% | 306 | 166 |
| Election Day Manual Entry | | 0 | 0.00% | 0 | 0 |
| City of Marlette | 1,228 | 367 | 29.89% | 241 | 110 |
| Polling Place | | 367 | 29.89% | 241 | 110 |
| Election Day Manual Entry | | 0 | 0.00% | 0 | 0 |
| City of Sandusky | 1,598 | 523 | 32.73% | 364 | 142 |
| Polling Place | | 523 | 32.73% | 364 | 142 |
| Election Day Manual Entry | | 0 | 0.00% | 0 | 0 |
| Argyle Township | 516 | 303 | 58.72% | 169 | 116 |
| Polling Place | | 303 | 58.72% | 169 | 116 |
| Election Day Manual Entry | | 0 | 0.00% | 0 | 0 |
| Austin Township | 449 | 130 | 28.95% | 73 | 55 |
| Polling Place | | 130 | 28.95% | 73 | 55 |
| Election Day Manual Entry | | 0 | 0.00% | 0 | 0 |
| Bridgehampton Township | 551 | 196 | 35.57% | 119 | 73 |
| Polling Place | | 196 | 35.57% | 119 | 73 |
| Election Day Manual Entry | | 0 | 0.00% | 0 | 0 |
| Buel Township | 884 | 320 | 36.20% | 196 | 122 |
| Polling Place | | 320 | 36.20% | 196 | 122 |
| Election Day Manual Entry | | 0 | 0.00% | 0 | 0 |
| Custer Township | 668 | 283 | 42.37% | 191 | 87 |
| Polling Place | | 283 | 42.37% | 191 | 87 |
| Election Day Manual Entry | | 0 | 0.00% | 0 | 0 |
| Delaware Township | 616 | 234 | 37.99% | 130 | 96 |
| Polling Place | | 234 | 37.99% | 130 | 96 |
| Election Day Manual Entry | | 0 | 0.00% | 0 | 0 |
| Elk Township | 1,071 | 345 | 32.21% | 194 | 135 |
| Polling Place | | 345 | 32.21% | 194 | 135 |
| Election Day Manual Entry | | 0 | 0.00% | 0 | 0 |
| Elmer Township | 560 | 200 | 35.71% | 125 | 73 |
| Polling Place | | 200 | 35.71% | 125 | 73 |
| Election Day Manual Entry | | 0 | 0.00% | 0 | 0 |
| Evergreen Township | 509 | 166 | 32.61% | 98 | 63 |
| Polling Place | | 166 | 32.61% | 98 | 63 |
| Election Day Manual Entry | | 0 | 0.00% | 0 | 0 |
| Flynn Township | 600 | 242 | 40.33% | 128 | 113 |
| Polling Place | | 242 | 40.33% | 128 | 113 |
| Election Day Manual Entry | | 0 | 0.00% | 0 | 0 |
| Forester Township | 737 | 276 | 37.45% | 181 | 85 |
| Polling Place | | 276 | 37.45% | 181 | 85 |
| Election Day Manual Entry | | 0 | 0.00% | 0 | 0 |

Statement of Vote
Sanilac County
Primary March 2016
3/8/2016

County Medical Care Facility Millage

| | Registered | Turnout | Percent | 1 | 2 |
|----------------------------------|--------------|--------------|---------------|------------|------------|
| Fremont Township | 687 | 242 | 35.23% | 134 | 96 |
| Polling Place | | 242 | 35.23% | 134 | 96 |
| Election Day Manual Entry | | 0 | 0.00% | 0 | 0 |
| Greenleaf Township | 495 | 163 | 32.93% | 81 | 77 |
| Polling Place | | 163 | 32.93% | 81 | 77 |
| Election Day Manual Entry | | 0 | 0.00% | 0 | 0 |
| Lamotte Township | 558 | 197 | 35.30% | 117 | 78 |
| Polling Place | | 197 | 35.30% | 117 | 78 |
| Election Day Manual Entry | | 0 | 0.00% | 0 | 0 |
| Lexington Township | 2,647 | 1,034 | 39.06% | 585 | 394 |
| Polling Place | | 1,034 | 39.06% | 585 | 394 |
| Election Day Manual Entry | | 0 | 0.00% | 0 | 0 |
| Maple Valley Township | 725 | 255 | 35.17% | 139 | 105 |
| Polling Place | | 255 | 35.17% | 139 | 105 |
| Election Day Manual Entry | | 0 | 0.00% | 0 | 0 |
| Marion Township | 1,078 | 375 | 34.79% | 255 | 110 |
| Polling Place | | 375 | 34.79% | 255 | 110 |
| Election Day Manual Entry | | 0 | 0.00% | 0 | 0 |
| Marlette Township | 1,284 | 436 | 33.96% | 254 | 170 |
| Polling Place | | 0 | 0.00% | 0 | 0 |
| Election Day Manual Entry | | 436 | 33.96% | 254 | 170 |
| Minden Township | 388 | 136 | 35.05% | 86 | 48 |
| Polling Place | | 136 | 35.05% | 86 | 48 |
| Election Day Manual Entry | | 0 | 0.00% | 0 | 0 |
| Moore Township | 748 | 324 | 43.32% | 197 | 123 |
| Polling Place | | 324 | 43.32% | 197 | 123 |
| Election Day Manual Entry | | 0 | 0.00% | 0 | 0 |
| Sanilac Township | 1,940 | 725 | 37.37% | 467 | 240 |
| Polling Place | | 725 | 37.37% | 467 | 240 |
| Election Day Manual Entry | | 0 | 0.00% | 0 | 0 |
| Speaker Township | 980 | 340 | 34.69% | 180 | 148 |
| Polling Place | | 340 | 34.69% | 180 | 148 |
| Election Day Manual Entry | | 0 | 0.00% | 0 | 0 |
| Washington Township | 1,013 | 333 | 32.87% | 197 | 130 |
| Polling Place | | 333 | 32.87% | 197 | 130 |
| Election Day Manual Entry | | 0 | 0.00% | 0 | 0 |
| Watertown Township | 930 | 330 | 35.48% | 208 | 117 |
| Polling Place | | 330 | 35.48% | 208 | 117 |
| Election Day Manual Entry | | 0 | 0.00% | 0 | 0 |
| Wheatland Township | 294 | 165 | 56.12% | 113 | 51 |
| Polling Place | | 165 | 56.12% | 113 | 51 |
| Election Day Manual Entry | | 0 | 0.00% | 0 | 0 |
| Worth Township Precinct 1 | 1,381 | 554 | 40.12% | 244 | 293 |
| Polling Place | | 554 | 40.12% | 244 | 293 |
| Election Day Manual Entry | | 0 | 0.00% | 0 | 0 |

Statement of Vote
Sanilac County
Primary March 2016
3/8/2016

County Medical Care Facility Millage

| | Registered | Turnout | Percent | 1 | 2 |
|---------------------------|------------|---------|---------|-------|-------|
| Worth Township Precinct 2 | 1,450 | 508 | 35.03% | 255 | 229 |
| Polling Place | | 508 | 35.03% | 255 | 229 |
| Election Day Manual Entry | | 0 | 0.00% | 0 | 0 |
| | 28,982 | 10,460 | 36.09% | 6,190 | 3,941 |

Candidates

- 1 YES
- 2 NO

Statement of Vote
Sanilac County
Primary March 2016
3/8/2016

County Recycling Millage

| | Registered | Turnout | Percent | 1 | 2 |
|-------------------------------|--------------|------------|---------------|------------|------------|
| City of Brown City | 830 | 271 | 32.65% | 140 | 119 |
| Polling Place | | 0 | 0.00% | 0 | 0 |
| Election Day Manual Entry | | 271 | 32.65% | 140 | 119 |
| City of Croswell | 1,567 | 487 | 31.08% | 274 | 198 |
| Polling Place | | 487 | 31.08% | 274 | 198 |
| Election Day Manual Entry | | 0 | 0.00% | 0 | 0 |
| City of Marlette | 1,228 | 367 | 29.89% | 203 | 149 |
| Polling Place | | 367 | 29.89% | 203 | 149 |
| Election Day Manual Entry | | 0 | 0.00% | 0 | 0 |
| City of Sandusky | 1,598 | 523 | 32.73% | 288 | 219 |
| Polling Place | | 523 | 32.73% | 288 | 219 |
| Election Day Manual Entry | | 0 | 0.00% | 0 | 0 |
| Argyle Township | 516 | 303 | 58.72% | 133 | 152 |
| Polling Place | | 303 | 58.72% | 133 | 152 |
| Election Day Manual Entry | | 0 | 0.00% | 0 | 0 |
| Austin Township | 449 | 130 | 28.95% | 54 | 75 |
| Polling Place | | 130 | 28.95% | 54 | 75 |
| Election Day Manual Entry | | 0 | 0.00% | 0 | 0 |
| Bridgehampton Township | 551 | 196 | 35.57% | 84 | 108 |
| Polling Place | | 196 | 35.57% | 84 | 108 |
| Election Day Manual Entry | | 0 | 0.00% | 0 | 0 |
| Buel Township | 884 | 320 | 36.20% | 147 | 172 |
| Polling Place | | 320 | 36.20% | 147 | 172 |
| Election Day Manual Entry | | 0 | 0.00% | 0 | 0 |
| Custer Township | 668 | 283 | 42.37% | 148 | 132 |
| Polling Place | | 283 | 42.37% | 148 | 132 |
| Election Day Manual Entry | | 0 | 0.00% | 0 | 0 |
| Delaware Township | 616 | 234 | 37.99% | 119 | 106 |
| Polling Place | | 234 | 37.99% | 119 | 106 |
| Election Day Manual Entry | | 0 | 0.00% | 0 | 0 |
| Elk Township | 1,071 | 345 | 32.21% | 156 | 175 |
| Polling Place | | 345 | 32.21% | 156 | 175 |
| Election Day Manual Entry | | 0 | 0.00% | 0 | 0 |
| Elmer Township | 560 | 200 | 35.71% | 104 | 95 |
| Polling Place | | 200 | 35.71% | 104 | 95 |
| Election Day Manual Entry | | 0 | 0.00% | 0 | 0 |
| Evergreen Township | 509 | 166 | 32.61% | 83 | 80 |
| Polling Place | | 166 | 32.61% | 83 | 80 |
| Election Day Manual Entry | | 0 | 0.00% | 0 | 0 |
| Flynn Township | 600 | 242 | 40.33% | 107 | 134 |
| Polling Place | | 242 | 40.33% | 107 | 134 |
| Election Day Manual Entry | | 0 | 0.00% | 0 | 0 |
| Forester Township | 737 | 276 | 37.45% | 159 | 111 |
| Polling Place | | 276 | 37.45% | 159 | 111 |
| Election Day Manual Entry | | 0 | 0.00% | 0 | 0 |

Statement of Vote
Sanilac County
Primary March 2016
3/8/2016

County Recycling Millage

| | Registered | Turnout | Percent | 1 | 2 |
|----------------------------------|--------------|--------------|---------------|------------|------------|
| Fremont Township | 687 | 242 | 35.23% | 111 | 122 |
| Polling Place | | 242 | 35.23% | 111 | 122 |
| Election Day Manual Entry | | 0 | 0.00% | 0 | 0 |
| Greenleaf Township | 495 | 163 | 32.93% | 64 | 91 |
| Polling Place | | 163 | 32.93% | 64 | 91 |
| Election Day Manual Entry | | 0 | 0.00% | 0 | 0 |
| Lamotte Township | 558 | 197 | 35.30% | 104 | 89 |
| Polling Place | | 197 | 35.30% | 104 | 89 |
| Election Day Manual Entry | | 0 | 0.00% | 0 | 0 |
| Lexington Township | 2,647 | 1,034 | 39.06% | 523 | 467 |
| Polling Place | | 1,034 | 39.06% | 523 | 467 |
| Election Day Manual Entry | | 0 | 0.00% | 0 | 0 |
| Maple Valley Township | 725 | 255 | 35.17% | 103 | 141 |
| Polling Place | | 255 | 35.17% | 103 | 141 |
| Election Day Manual Entry | | 0 | 0.00% | 0 | 0 |
| Marion Township | 1,078 | 375 | 34.79% | 229 | 133 |
| Polling Place | | 375 | 34.79% | 229 | 133 |
| Election Day Manual Entry | | 0 | 0.00% | 0 | 0 |
| Marlette Township | 1,284 | 436 | 33.96% | 203 | 220 |
| Polling Place | | 0 | 0.00% | 0 | 0 |
| Election Day Manual Entry | | 436 | 33.96% | 203 | 220 |
| Minden Township | 388 | 136 | 35.05% | 73 | 56 |
| Polling Place | | 136 | 35.05% | 73 | 56 |
| Election Day Manual Entry | | 0 | 0.00% | 0 | 0 |
| Moore Township | 748 | 324 | 43.32% | 168 | 153 |
| Polling Place | | 324 | 43.32% | 168 | 153 |
| Election Day Manual Entry | | 0 | 0.00% | 0 | 0 |
| Sanilac Township | 1,940 | 725 | 37.37% | 389 | 320 |
| Polling Place | | 725 | 37.37% | 389 | 320 |
| Election Day Manual Entry | | 0 | 0.00% | 0 | 0 |
| Speaker Township | 980 | 340 | 34.69% | 150 | 181 |
| Polling Place | | 340 | 34.69% | 150 | 181 |
| Election Day Manual Entry | | 0 | 0.00% | 0 | 0 |
| Washington Township | 1,013 | 333 | 32.87% | 174 | 154 |
| Polling Place | | 333 | 32.87% | 174 | 154 |
| Election Day Manual Entry | | 0 | 0.00% | 0 | 0 |
| Watertown Township | 930 | 330 | 35.48% | 177 | 150 |
| Polling Place | | 330 | 35.48% | 177 | 150 |
| Election Day Manual Entry | | 0 | 0.00% | 0 | 0 |
| Wheatland Township | 294 | 165 | 56.12% | 102 | 62 |
| Polling Place | | 165 | 56.12% | 102 | 62 |
| Election Day Manual Entry | | 0 | 0.00% | 0 | 0 |
| Worth Township Precinct 1 | 1,381 | 554 | 40.12% | 209 | 331 |
| Polling Place | | 554 | 40.12% | 209 | 331 |
| Election Day Manual Entry | | 0 | 0.00% | 0 | 0 |

Statement of Vote
Sanilac County
Primary March 2016
3/8/2016

County Recycling Millage

| | Registered | Turnout | Percent | 1 | 2 |
|---------------------------|------------|---------|---------|-------|-------|
| Worth Township Precinct 2 | 1,450 | 508 | 35.03% | 221 | 265 |
| Polling Place | | 508 | 35.03% | 221 | 265 |
| Election Day Manual Entry | | 0 | 0.00% | 0 | 0 |
| | 28,982 | 10,460 | 36.09% | 5,199 | 4,960 |

Candidates

- 1 YES
- 2 NO

Statement of Vote
Sanilac County
Primary March 2016
3/8/2016

Argyle Township Zoning Ordinance

| | Registered | Turnout | Percent | 1 | 2 |
|---------------------------|------------|---------|---------|-----|-----|
| Argyle Township | 516 | 303 | 58.72% | 139 | 161 |
| Polling Place | | 303 | 58.72% | 139 | 161 |
| Election Day Manual Entry | | 0 | 0.00% | 0 | 0 |
| | 516 | 303 | 58.72% | 139 | 161 |

Candidates

- 1 YES
- 2 NO

Statement of Vote
Sanilac County
Primary March 2016
3/8/2016

Argyle Township Proposal A Fire Millage

| | Registered | Turnout | Percent | 1 | 2 |
|---------------------------|------------|---------|---------|-----|----|
| Argyle Township | 516 | 303 | 58.72% | 206 | 83 |
| Polling Place | | 303 | 58.72% | 206 | 83 |
| Election Day Manual Entry | | 0 | 0.00% | 0 | 0 |
| | 516 | 303 | 58.72% | 206 | 83 |

Candidates

- 1 YES
- 2 NO

Statement of Vote
Sanilac County
Primary March 2016
3/8/2016

Argyle Township Proposal B Road Millage

| | Registered | Turnout | Percent | 1 | 2 |
|---------------------------|------------|---------|---------|-----|----|
| Argyle Township | 516 | 303 | 58.72% | 194 | 94 |
| Polling Place | | 303 | 58.72% | 194 | 94 |
| Election Day Manual Entry | | 0 | 0.00% | 0 | 0 |
| | 516 | 303 | 58.72% | 194 | 94 |

Candidates

- 1 YES
- 2 NO

Statement of Vote
Sanilac County
Primary March 2016
3/8/2016

Marion Township Road Millage

| | Registered | Turnout | Percent | 1 | 2 |
|---------------------------|------------|---------|---------|-----|----|
| Marion Township | 1,078 | 375 | 34.79% | 287 | 80 |
| Polling Place | | 375 | 34.79% | 287 | 80 |
| Election Day Manual Entry | | 0 | 0.00% | 0 | 0 |
| | 1,078 | 375 | 34.79% | 287 | 80 |

Candidates

- 1 YES
- 2 NO

Statement of Vote
Sanilac County
Primary March 2016
3/8/2016

Marlette Township Road Millage

| | Registered | Turnout | Percent | 1 | 2 |
|---------------------------|------------|---------|---------|-----|-----|
| Marlette Township | 1,284 | 436 | 33.96% | 264 | 163 |
| Polling Place | | 0 | 0.00% | 0 | 0 |
| Election Day Manual Entry | | 436 | 33.96% | 264 | 163 |
| | 1,284 | 436 | 33.96% | 264 | 163 |

Candidates

- 1 YES
- 2 NO

Statement of Vote
Sanilac County
Primary March 2016
3/8/2016

Moore Township Road Millage

| | Registered | Turnout | Percent | 1 | 2 |
|---------------------------|------------|---------|---------|-----|-----|
| Moore Township | 748 | 324 | 43.32% | 212 | 109 |
| Polling Place | | 324 | 43.32% | 212 | 109 |
| Election Day Manual Entry | | 0 | 0.00% | 0 | 0 |
| | 748 | 324 | 43.32% | 212 | 109 |

Candidates

- 1 YES
- 2 NO

Statement of Vote
Sanilac County
Primary March 2016
3/8/2016

Wheatland Township Zoning Ordinance

| | Registered | Turnout | Percent | 1 | 2 |
|---------------------------|------------|---------|---------|----|-----|
| Wheatland Township | 294 | 165 | 56.12% | 60 | 105 |
| Polling Place | | 165 | 56.12% | 60 | 105 |
| Election Day Manual Entry | | 0 | 0.00% | 0 | 0 |
| | 294 | 165 | 56.12% | 60 | 105 |

Candidates

1 YES
2 NO

PrimaryMarch2016

March 8, 2016

Precinct Report

Sanilac County

Unofficial Results_Sanilac_County

City of Brown City

| | | | |
|--|------------|----------------|--|
| Registration & Turnout | | 830 | |
| Polling Place Turnout | 0 | 0.00% | |
| Absent Voter Polling Place Turnout | 0 | 0.00% | |
| Election Day Manual Entry Turnout | 271 | 32.65% | |
| Total... | 271 | 32.65% | |
| Non Partisan Registration & Turnout | | 0 | |
| Polling Place Turnout | 0 | 0.00% | |
| Absent Voter Polling Place Turnout | 0 | 0.00% | |
| Election Day Manual Entry Turnout | 7 | 0.00% | |
| Total... | 7 | 0.00% | |
| Republican Registration & Turnout | | 0 | |
| Polling Place Turnout | 0 | 0.00% | |
| Absent Voter Polling Place Turnout | 0 | 0.00% | |
| Election Day Manual Entry Turnout | 198 | 0.00% | |
| Total... | 198 | 0.00% | |
| Democratic Registration & Turnout | | 0 | |
| Polling Place Turnout | 0 | 0.00% | |
| Absent Voter Polling Place Turnout | 0 | 0.00% | |
| Election Day Manual Entry Turnout | 66 | 0.00% | |
| Total... | 66 | 0.00% | |
| Rep - Electors of President & Vice President of US | | (Final) | |
| Jeb Bush | 3 | 1.53% | |
| Ben Carson | 10 | 5.10% | |
| Chris Christie | 0 | 0.00% | |
| Ted Cruz | 57 | 29.08% | |
| Carly Fiorina | 0 | 0.00% | |
| Lindsey Graham | 0 | 0.00% | |
| Mike Huckabee | 2 | 1.02% | |
| John R. Kasich | 30 | 15.31% | |
| George Pataki | 0 | 0.00% | |
| Rand Paul | 1 | 0.51% | |
| Marco Rubio | 12 | 6.12% | |
| Rick Santorum | 0 | 0.00% | |
| Donald J. Trump | 77 | 39.29% | |
| Uncommitted | 4 | 2.04% | |
| Total... | 196 | 100.00% | |
| Dem. - Electors of President & Vice President of US | | (Final) | |
| Hillary Clinton | 30 | 46.88% | |
| Roque Rocky DeLaFuente | 0 | 0.00% | |
| Martin J. O'Malley | 0 | 0.00% | |
| Bernie Sanders | 34 | 53.13% | |
| Uncommitted | 0 | 0.00% | |
| Total... | 64 | 100.00% | |
| County Veterans Millage | | (Final) | |
| YES | 181 | 69.88% | |
| NO | 78 | 30.12% | |
| Total... | 259 | 100.00% | |
| County Medical Control Millage | | (Final) | |
| YES | 200 | 76.63% | |
| NO | 61 | 23.37% | |
| Total... | 261 | 100.00% | |

Primary March 2016
March 8, 2016
Precinct Report
Sanilac County
Unofficial Results_Sanilac_County

City of Brown City

| County Medical Care Facility Millage | | (Final) | |
|---|------------|----------------|--|
| YES | 163 | 62.93% | |
| NO | 96 | 37.07% | |
| Total... | 259 | 100.00% | |

| County Recycling Millage | | (Final) | |
|---------------------------------|------------|----------------|--|
| YES | 140 | 54.05% | |
| NO | 119 | 45.95% | |
| Total... | 259 | 100.00% | |

City of Croswell

| Registration & Turnout | | 1,567 | |
|------------------------------------|------------|---------------|--|
| Polling Place Turnout | 487 | 31.08% | |
| Absent Voter Polling Place Turnout | 0 | 0.00% | |
| Election Day Manual Entry Turnout | 0 | 0.00% | |
| Total... | 487 | 31.08% | |

| Non Partisan Registration & Turnout | | 0 | |
|--|-----------|--------------|--|
| Polling Place Turnout | 11 | 0.00% | |
| Absent Voter Polling Place Turnout | 0 | 0.00% | |
| Election Day Manual Entry Turnout | 0 | 0.00% | |
| Total... | 11 | 0.00% | |

| Republican Registration & Turnout | | 0 | |
|--|------------|--------------|--|
| Polling Place Turnout | 305 | 0.00% | |
| Absent Voter Polling Place Turnout | 0 | 0.00% | |
| Election Day Manual Entry Turnout | 0 | 0.00% | |
| Total... | 305 | 0.00% | |

| Democratic Registration & Turnout | | 0 | |
|--|------------|--------------|--|
| Polling Place Turnout | 171 | 0.00% | |
| Absent Voter Polling Place Turnout | 0 | 0.00% | |
| Election Day Manual Entry Turnout | 0 | 0.00% | |
| Total... | 171 | 0.00% | |

| Rep - Electors of President & Vice President of US | | (Final) | |
|---|------------|----------------|--|
| Jeb Bush | 0 | 0.00% | |
| Ben Carson | 6 | 1.98% | |
| Chris Christie | 0 | 0.00% | |
| Ted Cruz | 76 | 25.08% | |
| Carly Fiorina | 0 | 0.00% | |
| Lindsey Graham | 0 | 0.00% | |
| Mike Huckabee | 2 | 0.66% | |
| John R. Kasich | 64 | 21.12% | |
| George Pataki | 1 | 0.33% | |
| Rand Paul | 1 | 0.33% | |
| Marco Rubio | 20 | 6.60% | |
| Rick Santorum | 1 | 0.33% | |
| Donald J. Trump | 120 | 39.60% | |
| Uncommitted | 12 | 3.96% | |
| Total... | 303 | 100.00% | |

| Dem. - Electors of President & Vice President of US | | (Final) | |
|--|----|----------------|--|
| Hillary Clinton | 68 | 39.77% | |
| Roque Rocky DeLaFuente | 1 | 0.58% | |
| Martin J. O'Malley | 1 | 0.58% | |
| Bernie Sanders | 98 | 57.31% | |

PrimaryMarch2016

March 8, 2016

Precinct Report

Sanilac County

Unofficial Results_Sanilac_County

City of Croswell

Dem. - Electors of President & Vice President of US (Final)

| | | |
|-------------|-----|---------|
| Uncommitted | 3 | 1.75% |
| Total... | 171 | 100.00% |

County Veterans Millage (Final)

| | | |
|----------|-----|---------|
| YES | 367 | 77.43% |
| NO | 107 | 22.57% |
| Total... | 474 | 100.00% |

County Medical Control Millage (Final)

| | | |
|----------|-----|---------|
| YES | 361 | 76.32% |
| NO | 112 | 23.68% |
| Total... | 473 | 100.00% |

County Medical Care Facility Millage (Final)

| | | |
|----------|-----|---------|
| YES | 306 | 64.83% |
| NO | 166 | 35.17% |
| Total... | 472 | 100.00% |

County Recycling Millage (Final)

| | | |
|----------|-----|---------|
| YES | 274 | 58.05% |
| NO | 198 | 41.95% |
| Total... | 472 | 100.00% |

City of Marlette

Registration & Turnout 1,228

| | | |
|------------------------------------|-----|--------|
| Polling Place Turnout | 367 | 29.89% |
| Absent Voter Polling Place Turnout | 0 | 0.00% |
| Election Day Manual Entry Turnout | 0 | 0.00% |
| Total... | 367 | 29.89% |

Non Partisan Registration & Turnout 0

| | | |
|------------------------------------|---|-------|
| Polling Place Turnout | 9 | 0.00% |
| Absent Voter Polling Place Turnout | 0 | 0.00% |
| Election Day Manual Entry Turnout | 0 | 0.00% |
| Total... | 9 | 0.00% |

Republican Registration & Turnout 0

| | | |
|------------------------------------|-----|-------|
| Polling Place Turnout | 259 | 0.00% |
| Absent Voter Polling Place Turnout | 0 | 0.00% |
| Election Day Manual Entry Turnout | 0 | 0.00% |
| Total... | 259 | 0.00% |

Democratic Registration & Turnout 0

| | | |
|------------------------------------|----|-------|
| Polling Place Turnout | 99 | 0.00% |
| Absent Voter Polling Place Turnout | 0 | 0.00% |
| Election Day Manual Entry Turnout | 0 | 0.00% |
| Total... | 99 | 0.00% |

Rep - Electors of President & Vice President of US (Final)

| | | |
|----------------|----|--------|
| Jeb Bush | 0 | 0.00% |
| Ben Carson | 4 | 1.54% |
| Chris Christie | 0 | 0.00% |
| Ted Cruz | 71 | 27.41% |
| Carly Fiorina | 0 | 0.00% |
| Lindsey Graham | 0 | 0.00% |
| Mike Huckabee | 2 | 0.77% |
| John R. Kasich | 61 | 23.55% |
| George Pataki | 1 | 0.39% |
| Rand Paul | 1 | 0.39% |

PrimaryMarch2016
March 8, 2016
Precinct Report
Sanilac County
Unofficial Results_Sanilac_County

City of Marlette

| Rep - Electors of President & Vice President of US | | (Final) | |
|---|------------|----------------|--|
| Marco Rubio | 17 | 6.56% | |
| Rick Santorum | 0 | 0.00% | |
| Donald J. Trump | 97 | 37.45% | |
| Uncommitted | 5 | 1.93% | |
| Total... | 259 | 100.00% | |

| Dem. - Electors of President & Vice President of US | | (Final) | |
|--|-----------|----------------|--|
| Hillary Clinton | 26 | 26.26% | |
| Roque Rocky DeLaFuente | 0 | 0.00% | |
| Martin J. O'Malley | 1 | 1.01% | |
| Bernie Sanders | 68 | 68.69% | |
| Uncommitted | 4 | 4.04% | |
| Total... | 99 | 100.00% | |

| County Veterans Millage | | (Final) | |
|--------------------------------|------------|----------------|--|
| YES | 273 | 77.12% | |
| NO | 81 | 22.88% | |
| Total... | 354 | 100.00% | |

| County Medical Control Millage | | (Final) | |
|---------------------------------------|------------|----------------|--|
| YES | 278 | 78.75% | |
| NO | 75 | 21.25% | |
| Total... | 353 | 100.00% | |

| County Medical Care Facility Millage | | (Final) | |
|---|------------|----------------|--|
| YES | 241 | 68.66% | |
| NO | 110 | 31.34% | |
| Total... | 351 | 100.00% | |

| County Recycling Millage | | (Final) | |
|---------------------------------|------------|----------------|--|
| YES | 203 | 57.67% | |
| NO | 149 | 42.33% | |
| Total... | 352 | 100.00% | |

City of Sandusky

| Registration & Turnout | | 1,598 | |
|------------------------------------|------------|---------------|--|
| Polling Place Turnout | 523 | 32.73% | |
| Absent Voter Polling Place Turnout | 0 | 0.00% | |
| Election Day Manual Entry Turnout | 0 | 0.00% | |
| Total... | 523 | 32.73% | |

| Non Partisan Registration & Turnout | | 0 | |
|--|-----------|--------------|--|
| Polling Place Turnout | 16 | 0.00% | |
| Absent Voter Polling Place Turnout | 0 | 0.00% | |
| Election Day Manual Entry Turnout | 0 | 0.00% | |
| Total... | 16 | 0.00% | |

| Republican Registration & Turnout | | 0 | |
|--|------------|--------------|--|
| Polling Place Turnout | 367 | 0.00% | |
| Absent Voter Polling Place Turnout | 0 | 0.00% | |
| Election Day Manual Entry Turnout | 0 | 0.00% | |
| Total... | 367 | 0.00% | |

| Democratic Registration & Turnout | | 0 | |
|--|------------|--------------|--|
| Polling Place Turnout | 140 | 0.00% | |
| Absent Voter Polling Place Turnout | 0 | 0.00% | |
| Election Day Manual Entry Turnout | 0 | 0.00% | |
| Total... | 140 | 0.00% | |

PrimaryMarch2016**March 8, 2016****Precinct Report****Sanilac County****Unofficial Results_Sanilac_County****City of Sandusky**

| Rep - Electors of President & Vice President of US | | (Final) | |
|---|------------|----------------|--|
| Jeb Bush | 6 | 1.66% | |
| Ben Carson | 9 | 2.49% | |
| Chris Christie | 2 | 0.55% | |
| Ted Cruz | 80 | 22.10% | |
| Carly Fiorina | 0 | 0.00% | |
| Lindsey Graham | 0 | 0.00% | |
| Mike Huckabee | 4 | 1.10% | |
| John R. Kasich | 83 | 22.93% | |
| George Pataki | 0 | 0.00% | |
| Rand Paul | 4 | 1.10% | |
| Marco Rubio | 28 | 7.73% | |
| Rick Santorum | 1 | 0.28% | |
| Donald J. Trump | 130 | 35.91% | |
| Uncommitted | 15 | 4.14% | |
| Total... | 362 | 100.00% | |

| Dem. - Electors of President & Vice President of US | | (Final) | |
|--|------------|----------------|--|
| Hillary Clinton | 62 | 44.93% | |
| Roque Rocky DeLaFuenta | 0 | 0.00% | |
| Martin J. O'Malley | 3 | 2.17% | |
| Bernie Sanders | 63 | 45.65% | |
| Uncommitted | 10 | 7.25% | |
| Total... | 138 | 100.00% | |

| County Veterans Millage | | (Final) | |
|--------------------------------|------------|----------------|--|
| YES | 397 | 77.39% | |
| NO | 116 | 22.61% | |
| Total... | 513 | 100.00% | |

| County Medical Control Millage | | (Final) | |
|---------------------------------------|------------|----------------|--|
| YES | 398 | 78.50% | |
| NO | 109 | 21.50% | |
| Total... | 507 | 100.00% | |

| County Medical Care Facility Millage | | (Final) | |
|---|------------|----------------|--|
| YES | 364 | 71.94% | |
| NO | 142 | 28.06% | |
| Total... | 506 | 100.00% | |

| County Recycling Millage | | (Final) | |
|---------------------------------|------------|----------------|--|
| YES | 288 | 56.80% | |
| NO | 219 | 43.20% | |
| Total... | 507 | 100.00% | |

Argyle Township

| Registration & Turnout | | 516 | |
|------------------------------------|------------|---------------|--|
| Polling Place Turnout | 303 | 58.72% | |
| Absent Voter Polling Place Turnout | 0 | 0.00% | |
| Election Day Manual Entry Turnout | 0 | 0.00% | |
| Total... | 303 | 58.72% | |

| Non Partisan Registration & Turnout | | 0 | |
|--|-----------|--------------|--|
| Polling Place Turnout | 45 | 0.00% | |
| Absent Voter Polling Place Turnout | 0 | 0.00% | |
| Election Day Manual Entry Turnout | 0 | 0.00% | |
| Total... | 45 | 0.00% | |

PrimaryMarch2016
March 8, 2016
Precinct Report
Sanilac County
Unofficial Results_Sanilac_County

Argyle Township

| | | |
|--|------------|----------------|
| Republican Registration & Turnout | | 0 |
| Polling Place Turnout | 206 | 0.00% |
| Absent Voter Polling Place Turnout | 0 | 0.00% |
| Election Day Manual Entry Turnout | 0 | 0.00% |
| Total... | 206 | 0.00% |
| Democratic Registration & Turnout | | 0 |
| Polling Place Turnout | 52 | 0.00% |
| Absent Voter Polling Place Turnout | 0 | 0.00% |
| Election Day Manual Entry Turnout | 0 | 0.00% |
| Total... | 52 | 0.00% |
| Rep - Electors of President & Vice President of US | | (Final) |
| Jeb Bush | 2 | 1.00% |
| Ben Carson | 1 | 0.50% |
| Chris Christie | 2 | 1.00% |
| Ted Cruz | 49 | 24.50% |
| Carly Fiorina | 1 | 0.50% |
| Lindsey Graham | 1 | 0.50% |
| Mike Huckabee | 0 | 0.00% |
| John R. Kasich | 17 | 8.50% |
| George Pataki | 0 | 0.00% |
| Rand Paul | 1 | 0.50% |
| Marco Rubio | 13 | 6.50% |
| Rick Santorum | 0 | 0.00% |
| Donald J. Trump | 105 | 52.50% |
| Uncommitted | 8 | 4.00% |
| Total... | 200 | 100.00% |
| Dem. - Electors of President & Vice President of US | | (Final) |
| Hillary Clinton | 12 | 24.49% |
| Roque Rocky DeLaFuente | 0 | 0.00% |
| Martin J. O'Malley | 1 | 2.04% |
| Bernie Sanders | 30 | 61.22% |
| Uncommitted | 6 | 12.24% |
| Total... | 49 | 100.00% |
| County Veterans Millage | | (Final) |
| YES | 214 | 74.31% |
| NO | 74 | 25.69% |
| Total... | 288 | 100.00% |
| County Medical Control Millage | | (Final) |
| YES | 195 | 67.47% |
| NO | 94 | 32.53% |
| Total... | 289 | 100.00% |
| County Medical Care Facility Millage | | (Final) |
| YES | 169 | 59.30% |
| NO | 116 | 40.70% |
| Total... | 285 | 100.00% |
| County Recycling Millage | | (Final) |
| YES | 133 | 46.67% |
| NO | 152 | 53.33% |
| Total... | 285 | 100.00% |
| Argyle Township Zoning Ordinance | | (Final) |
| YES | 139 | 46.33% |

Primary March 2016
March 8, 2016
Precinct Report
Sanilac County
Unofficial Results_Sanilac_County

Argyle Township

Argyle Township Zoning Ordinance (Final)

| | | |
|-----------------|------------|----------------|
| NO | 161 | 53.67% |
| Total... | 300 | 100.00% |

Argyle Township Proposal A Fire Millage (Final)

| | | |
|-----------------|------------|----------------|
| YES | 206 | 71.28% |
| NO | 83 | 28.72% |
| Total... | 289 | 100.00% |

Argyle Township Proposal B Road Millage (Final)

| | | |
|-----------------|------------|----------------|
| YES | 194 | 67.36% |
| NO | 94 | 32.64% |
| Total... | 288 | 100.00% |

Austin Township

Registration & Turnout 449

| | | |
|------------------------------------|------------|---------------|
| Polling Place Turnout | 130 | 28.95% |
| Absent Voter Polling Place Turnout | 0 | 0.00% |
| Election Day Manual Entry Turnout | 0 | 0.00% |
| Total... | 130 | 28.95% |

Non Partisan Registration & Turnout 0

| | | |
|------------------------------------|----------|--------------|
| Polling Place Turnout | 1 | 0.00% |
| Absent Voter Polling Place Turnout | 0 | 0.00% |
| Election Day Manual Entry Turnout | 0 | 0.00% |
| Total... | 1 | 0.00% |

Republican Registration & Turnout 0

| | | |
|------------------------------------|-----------|--------------|
| Polling Place Turnout | 84 | 0.00% |
| Absent Voter Polling Place Turnout | 0 | 0.00% |
| Election Day Manual Entry Turnout | 0 | 0.00% |
| Total... | 84 | 0.00% |

Democratic Registration & Turnout 0

| | | |
|------------------------------------|-----------|--------------|
| Polling Place Turnout | 45 | 0.00% |
| Absent Voter Polling Place Turnout | 0 | 0.00% |
| Election Day Manual Entry Turnout | 0 | 0.00% |
| Total... | 45 | 0.00% |

Rep - Electors of President & Vice President of US (Final)

| | | |
|-----------------|-----------|----------------|
| Jeb Bush | 0 | 0.00% |
| Ben Carson | 0 | 0.00% |
| Chris Christie | 0 | 0.00% |
| Ted Cruz | 18 | 21.69% |
| Carly Fiorina | 0 | 0.00% |
| Lindsey Graham | 0 | 0.00% |
| Mike Huckabee | 0 | 0.00% |
| John R. Kasich | 15 | 18.07% |
| George Pataki | 0 | 0.00% |
| Rand Paul | 0 | 0.00% |
| Marco Rubio | 2 | 2.41% |
| Rick Santorum | 0 | 0.00% |
| Donald J. Trump | 47 | 56.63% |
| Uncommitted | 1 | 1.20% |
| Total... | 83 | 100.00% |

Dem. - Electors of President & Vice President of US (Final)

| | | |
|------------------------|----|--------|
| Hillary Clinton | 23 | 51.11% |
| Roque Rocky DeLaFuente | 0 | 0.00% |

Primary March 2016
March 8, 2016
Precinct Report
Sanilac County
Unofficial Results_Sanilac_County

Austin Township

| | | | |
|--|------------|----------------|--|
| Dem. - Electors of President & Vice President of US | | (Final) | |
| Martin J. O'Malley | 0 | 0.00% | |
| Bernie Sanders | 22 | 48.89% | |
| Uncommitted | 0 | 0.00% | |
| Total... | 45 | 0.00% | |
| County Veterans Millage | | (Final) | |
| YES | 79 | 61.72% | |
| NO | 49 | 38.28% | |
| Total... | 128 | 100.00% | |
| County Medical Control Millage | | (Final) | |
| YES | 84 | 65.63% | |
| NO | 44 | 34.38% | |
| Total... | 128 | 100.00% | |
| County Medical Care Facility Millage | | (Final) | |
| YES | 73 | 57.03% | |
| NO | 55 | 42.97% | |
| Total... | 128 | 100.00% | |
| County Recycling Millage | | (Final) | |
| YES | 54 | 41.86% | |
| NO | 75 | 58.14% | |
| Total... | 129 | 100.00% | |

Bridgehampton Township

| | | | |
|---|------------|----------------|--|
| Registration & Turnout | | 551 | |
| Polling Place Turnout | 196 | 35.57% | |
| Absent Voter Polling Place Turnout | 0 | 0.00% | |
| Election Day Manual Entry Turnout | 0 | 0.00% | |
| Total... | 196 | 35.57% | |
| Non Partisan Registration & Turnout | | 0 | |
| Polling Place Turnout | 4 | 0.00% | |
| Absent Voter Polling Place Turnout | 0 | 0.00% | |
| Election Day Manual Entry Turnout | 0 | 0.00% | |
| Total... | 4 | 0.00% | |
| Republican Registration & Turnout | | 0 | |
| Polling Place Turnout | 163 | 0.00% | |
| Absent Voter Polling Place Turnout | 0 | 0.00% | |
| Election Day Manual Entry Turnout | 0 | 0.00% | |
| Total... | 163 | 0.00% | |
| Democratic Registration & Turnout | | 0 | |
| Polling Place Turnout | 29 | 0.00% | |
| Absent Voter Polling Place Turnout | 0 | 0.00% | |
| Election Day Manual Entry Turnout | 0 | 0.00% | |
| Total... | 29 | 0.00% | |
| Rep - Electors of President & Vice President of US | | (Final) | |
| Jeb Bush | 1 | 0.62% | |
| Ben Carson | 0 | 0.00% | |
| Chris Christie | 0 | 0.00% | |
| Ted Cruz | 38 | 23.60% | |
| Carly Fiorina | 0 | 0.00% | |
| Lindsey Graham | 0 | 0.00% | |
| Mike Huckabee | 0 | 0.00% | |
| John R. Kasich | 29 | 18.01% | |

PrimaryMarch2016

March 8, 2016

Precinct Report

Sanilac County

Unofficial Results_Sanilac_County

Bridgehampton Township

Rep - Electors of President & Vice President of US (Final)

| | | |
|-----------------|------------|----------------|
| George Pataki | 1 | 0.62% |
| Rand Paul | 1 | 0.62% |
| Marco Rubio | 10 | 6.21% |
| Rick Santorum | 2 | 1.24% |
| Donald J. Trump | 74 | 45.96% |
| Uncommitted | 5 | 3.11% |
| Total... | 161 | 100.00% |

Dem. - Electors of President & Vice President of US (Final)

| | | |
|------------------------|-----------|----------------|
| Hillary Clinton | 13 | 44.83% |
| Roque Rocky DeLaFuenta | 0 | 0.00% |
| Martin J. O'Malley | 0 | 0.00% |
| Bernie Sanders | 15 | 51.72% |
| Uncommitted | 1 | 3.45% |
| Total... | 29 | 100.00% |

County Veterans Millage (Final)

| | | |
|-----------------|------------|----------------|
| YES | 132 | 68.39% |
| NO | 61 | 31.61% |
| Total... | 193 | 100.00% |

County Medical Control Millage (Final)

| | | |
|-----------------|------------|----------------|
| YES | 131 | 68.23% |
| NO | 61 | 31.77% |
| Total... | 192 | 100.00% |

County Medical Care Facility Millage (Final)

| | | |
|-----------------|------------|----------------|
| YES | 119 | 61.98% |
| NO | 73 | 38.02% |
| Total... | 192 | 100.00% |

County Recycling Millage (Final)

| | | |
|-----------------|------------|----------------|
| YES | 84 | 43.75% |
| NO | 108 | 56.25% |
| Total... | 192 | 100.00% |

Buel Township

Registration & Turnout 884

| | | |
|------------------------------------|------------|---------------|
| Polling Place Turnout | 320 | 36.20% |
| Absent Voter Polling Place Turnout | 0 | 0.00% |
| Election Day Manual Entry Turnout | 0 | 0.00% |
| Total... | 320 | 36.20% |

Non Partisan Registration & Turnout 0

| | | |
|------------------------------------|----------|--------------|
| Polling Place Turnout | 6 | 0.00% |
| Absent Voter Polling Place Turnout | 0 | 0.00% |
| Election Day Manual Entry Turnout | 0 | 0.00% |
| Total... | 6 | 0.00% |

Republican Registration & Turnout 0

| | | |
|------------------------------------|------------|--------------|
| Polling Place Turnout | 242 | 0.00% |
| Absent Voter Polling Place Turnout | 0 | 0.00% |
| Election Day Manual Entry Turnout | 0 | 0.00% |
| Total... | 242 | 0.00% |

Democratic Registration & Turnout 0

| | | |
|------------------------------------|----|-------|
| Polling Place Turnout | 72 | 0.00% |
| Absent Voter Polling Place Turnout | 0 | 0.00% |

Primary March 2016
March 8, 2016
Precinct Report
Sanilac County
Unofficial Results_Sanilac_County

Buel Township

| | | | |
|--|------------|----------------|-------|
| Democratic Registration & Turnout | | 0 | |
| Election Day Manual Entry Turnout | | 0 | 0.00% |
| Total... | 72 | 0.00% | |
| Rep - Electors of President & Vice President of US | | (Final) | |
| Jeb Bush | 0 | 0.00% | |
| Ben Carson | 7 | 2.90% | |
| Chris Christie | 0 | 0.00% | |
| Ted Cruz | 53 | 21.99% | |
| Carly Fiorina | 0 | 0.00% | |
| Lindsey Graham | 0 | 0.00% | |
| Mike Huckabee | 0 | 0.00% | |
| John R. Kasich | 35 | 14.52% | |
| George Pataki | 0 | 0.00% | |
| Rand Paul | 1 | 0.41% | |
| Marco Rubio | 22 | 9.13% | |
| Rick Santorum | 0 | 0.00% | |
| Donald J. Trump | 114 | 47.30% | |
| Uncommitted | 9 | 3.73% | |
| Total... | 241 | 100.00% | |
| Dem. - Electors of President & Vice President of US | | (Final) | |
| Hillary Clinton | 32 | 44.44% | |
| Roque Rocky DeLaFuente | 0 | 0.00% | |
| Martin J. O'Malley | 0 | 0.00% | |
| Bernie Sanders | 40 | 55.56% | |
| Uncommitted | 0 | 0.00% | |
| Total... | 72 | 0.00% | |
| County Veterans Millage | | (Final) | |
| YES | 240 | 75.95% | |
| NO | 76 | 24.05% | |
| Total... | 316 | 100.00% | |
| County Medical Control Millage | | (Final) | |
| YES | 225 | 70.53% | |
| NO | 94 | 29.47% | |
| Total... | 319 | 100.00% | |
| County Medical Care Facility Millage | | (Final) | |
| YES | 196 | 61.64% | |
| NO | 122 | 38.36% | |
| Total... | 318 | 100.00% | |
| County Recycling Millage | | (Final) | |
| YES | 147 | 46.08% | |
| NO | 172 | 53.92% | |
| Total... | 319 | 100.00% | |

Custer Township

| | | | |
|--|------------|---------------|--|
| Registration & Turnout | | 668 | |
| Polling Place Turnout | 283 | 42.37% | |
| Absent Voter Polling Place Turnout | 0 | 0.00% | |
| Election Day Manual Entry Turnout | 0 | 0.00% | |
| Total... | 283 | 42.37% | |
| Non Partisan Registration & Turnout | | 0 | |
| Polling Place Turnout | 5 | 0.00% | |
| Absent Voter Polling Place Turnout | 0 | 0.00% | |

Primary March 2016
March 8, 2016
Precinct Report
Sanilac County
Unofficial Results_Sanilac_County

Custer Township

| | | | |
|--|------------|----------------|--|
| Non Partisan Registration & Turnout | | 0 | |
| Election Day Manual Entry Turnout | 0 | 0.00% | |
| Total... | 5 | 0.00% | |
| Republican Registration & Turnout | | 0 | |
| Polling Place Turnout | 229 | 0.00% | |
| Absent Voter Polling Place Turnout | 0 | 0.00% | |
| Election Day Manual Entry Turnout | 0 | 0.00% | |
| Total... | 229 | 0.00% | |
| Democratic Registration & Turnout | | 0 | |
| Polling Place Turnout | 49 | 0.00% | |
| Absent Voter Polling Place Turnout | 0 | 0.00% | |
| Election Day Manual Entry Turnout | 0 | 0.00% | |
| Total... | 49 | 0.00% | |
| Rep - Electors of President & Vice President of US | | (Final) | |
| Jeb Bush | 4 | 1.76% | |
| Ben Carson | 6 | 2.64% | |
| Chris Christie | 1 | 0.44% | |
| Ted Cruz | 52 | 22.91% | |
| Carly Fiorina | 0 | 0.00% | |
| Lindsey Graham | 0 | 0.00% | |
| Mike Huckabee | 0 | 0.00% | |
| John R. Kasich | 51 | 22.47% | |
| George Pataki | 0 | 0.00% | |
| Rand Paul | 0 | 0.00% | |
| Marco Rubio | 18 | 7.93% | |
| Rick Santorum | 1 | 0.44% | |
| Donald J. Trump | 89 | 39.21% | |
| Uncommitted | 5 | 2.20% | |
| Total... | 227 | 100.00% | |
| Dem. - Electors of President & Vice President of US | | (Final) | |
| Hillary Clinton | 27 | 55.10% | |
| Roque Rocky DeLaFuenta | 0 | 0.00% | |
| Martin J. O'Malley | 0 | 0.00% | |
| Bernie Sanders | 20 | 40.82% | |
| Uncommitted | 2 | 4.08% | |
| Total... | 49 | 100.00% | |
| County Veterans Millage | | (Final) | |
| YES | 210 | 75.27% | |
| NO | 69 | 24.73% | |
| Total... | 279 | 100.00% | |
| County Medical Control Millage | | (Final) | |
| YES | 203 | 72.76% | |
| NO | 76 | 27.24% | |
| Total... | 279 | 100.00% | |
| County Medical Care Facility Millage | | (Final) | |
| YES | 191 | 68.71% | |
| NO | 87 | 31.29% | |
| Total... | 278 | 100.00% | |
| County Recycling Millage | | (Final) | |
| YES | 148 | 52.86% | |

Primary March 2016
March 8, 2016
Precinct Report
Sanilac County
Unofficial Results_Sanilac_County

Custer Township

| <u>County Recycling Millage</u> | | <u>(Final)</u> | |
|---------------------------------|------------|----------------|--|
| NO | 132 | 47.14% | |
| Total... | 280 | 100.00% | |

Delaware Township

| <u>Registration & Turnout</u> | | <u>616</u> | |
|------------------------------------|------------|---------------|--|
| Polling Place Turnout | 234 | 37.99% | |
| Absent Voter Polling Place Turnout | 0 | 0.00% | |
| Election Day Manual Entry Turnout | 0 | 0.00% | |
| Total... | 234 | 37.99% | |

| <u>Non Partisan Registration & Turnout</u> | | <u>0</u> | |
|--|----------|--------------|--|
| Polling Place Turnout | 3 | 0.00% | |
| Absent Voter Polling Place Turnout | 0 | 0.00% | |
| Election Day Manual Entry Turnout | 0 | 0.00% | |
| Total... | 3 | 0.00% | |

| <u>Republican Registration & Turnout</u> | | <u>0</u> | |
|--|------------|--------------|--|
| Polling Place Turnout | 182 | 0.00% | |
| Absent Voter Polling Place Turnout | 0 | 0.00% | |
| Election Day Manual Entry Turnout | 0 | 0.00% | |
| Total... | 182 | 0.00% | |

| <u>Democratic Registration & Turnout</u> | | <u>0</u> | |
|--|-----------|--------------|--|
| Polling Place Turnout | 49 | 0.00% | |
| Absent Voter Polling Place Turnout | 0 | 0.00% | |
| Election Day Manual Entry Turnout | 0 | 0.00% | |
| Total... | 49 | 0.00% | |

| <u>Rep - Electors of President & Vice President of US</u> | | <u>(Final)</u> | |
|---|------------|----------------|--|
| Jeb Bush | 4 | 2.20% | |
| Ben Carson | 5 | 2.75% | |
| Chris Christie | 0 | 0.00% | |
| Ted Cruz | 33 | 18.13% | |
| Carly Fiorina | 1 | 0.55% | |
| Lindsey Graham | 1 | 0.55% | |
| Mike Huckabee | 0 | 0.00% | |
| John R. Kasich | 28 | 15.38% | |
| George Pataki | 0 | 0.00% | |
| Rand Paul | 0 | 0.00% | |
| Marco Rubio | 22 | 12.09% | |
| Rick Santorum | 0 | 0.00% | |
| Donald J. Trump | 88 | 48.35% | |
| Uncommitted | 0 | 0.00% | |
| Total... | 182 | 0.00% | |

| <u>Dem. - Electors of President & Vice President of US</u> | | <u>(Final)</u> | |
|--|-----------|----------------|--|
| Hillary Clinton | 23 | 46.94% | |
| Roque Rocky DeLaFuente | 0 | 0.00% | |
| Martin J. O'Malley | 0 | 0.00% | |
| Bernie Sanders | 23 | 46.94% | |
| Uncommitted | 3 | 6.12% | |
| Total... | 49 | 100.00% | |

| <u>County Veterans Millage</u> | | <u>(Final)</u> | |
|--------------------------------|------------|----------------|--|
| YES | 157 | 69.78% | |
| NO | 68 | 30.22% | |
| Total... | 225 | 100.00% | |

Primary March 2016
March 8, 2016
Precinct Report
Sanilac County
Unofficial Results_Sanilac_County

Delaware Township

| | | | |
|---|------------|----------------|--|
| County Medical Control Millage | | (Final) | |
| YES | 170 | 74.89% | |
| NO | 57 | 25.11% | |
| Total... | 227 | 100.00% | |
| County Medical Care Facility Millage | | (Final) | |
| YES | 130 | 57.52% | |
| NO | 96 | 42.48% | |
| Total... | 226 | 100.00% | |
| County Recycling Millage | | (Final) | |
| YES | 119 | 52.89% | |
| NO | 106 | 47.11% | |
| Total... | 225 | 100.00% | |

Elk Township

| | | | |
|--|------------|----------------|--|
| Registration & Turnout | | 1,071 | |
| Polling Place Turnout | 345 | 32.21% | |
| Absent Voter Polling Place Turnout | 0 | 0.00% | |
| Election Day Manual Entry Turnout | 0 | 0.00% | |
| Total... | 345 | 32.21% | |
| Non Partisan Registration & Turnout | | 0 | |
| Polling Place Turnout | 7 | 0.00% | |
| Absent Voter Polling Place Turnout | 0 | 0.00% | |
| Election Day Manual Entry Turnout | 0 | 0.00% | |
| Total... | 7 | 0.00% | |
| Republican Registration & Turnout | | 0 | |
| Polling Place Turnout | 245 | 0.00% | |
| Absent Voter Polling Place Turnout | 0 | 0.00% | |
| Election Day Manual Entry Turnout | 0 | 0.00% | |
| Total... | 245 | 0.00% | |
| Democratic Registration & Turnout | | 0 | |
| Polling Place Turnout | 93 | 0.00% | |
| Absent Voter Polling Place Turnout | 0 | 0.00% | |
| Election Day Manual Entry Turnout | 0 | 0.00% | |
| Total... | 93 | 0.00% | |
| Rep - Electors of President & Vice President of US | | (Final) | |
| Jeb Bush | 1 | 0.41% | |
| Ben Carson | 6 | 2.45% | |
| Chris Christie | 0 | 0.00% | |
| Ted Cruz | 51 | 20.82% | |
| Carly Fiorina | 0 | 0.00% | |
| Lindsey Graham | 1 | 0.41% | |
| Mike Huckabee | 0 | 0.00% | |
| John R. Kasich | 39 | 15.92% | |
| George Pataki | 1 | 0.41% | |
| Rand Paul | 0 | 0.00% | |
| Marco Rubio | 16 | 6.53% | |
| Rick Santorum | 0 | 0.00% | |
| Donald J. Trump | 127 | 51.84% | |
| Uncommitted | 3 | 1.22% | |
| Total... | 245 | 100.00% | |
| Dem. - Electors of President & Vice President of US | | (Final) | |
| Hillary Clinton | 42 | 45.65% | |

PrimaryMarch2016

March 8, 2016

Precinct Report

Sanilac County

Unofficial Results_Sanilac_County

Elk Township

| | | |
|--|------------|----------------|
| Dem. - Electors of President & Vice President of US | | (Final) |
| Roque Rocky DeLaFuente | 0 | 0.00% |
| Martin J. O'Malley | 0 | 0.00% |
| Bernie Sanders | 44 | 47.83% |
| Uncommitted | 6 | 6.52% |
| Total... | 92 | 100.00% |
| County Veterans Millage | | (Final) |
| YES | 253 | 75.52% |
| NO | 82 | 24.48% |
| Total... | 335 | 100.00% |
| County Medical Control Millage | | (Final) |
| YES | 236 | 71.52% |
| NO | 94 | 28.48% |
| Total... | 330 | 100.00% |
| County Medical Care Facility Millage | | (Final) |
| YES | 194 | 58.97% |
| NO | 135 | 41.03% |
| Total... | 329 | 100.00% |
| County Recycling Millage | | (Final) |
| YES | 156 | 47.13% |
| NO | 175 | 52.87% |
| Total... | 331 | 100.00% |

Elmer Township

| | | |
|---|------------|---------------|
| Registration & Turnout | | 560 |
| Polling Place Turnout | 200 | 35.71% |
| Absent Voter Polling Place Turnout | 0 | 0.00% |
| Election Day Manual Entry Turnout | 0 | 0.00% |
| Total... | 200 | 35.71% |
| Non Partisan Registration & Turnout | | 0 |
| Polling Place Turnout | 5 | 0.00% |
| Absent Voter Polling Place Turnout | 0 | 0.00% |
| Election Day Manual Entry Turnout | 0 | 0.00% |
| Total... | 5 | 0.00% |
| Republican Registration & Turnout | | 0 |
| Polling Place Turnout | 162 | 0.00% |
| Absent Voter Polling Place Turnout | 0 | 0.00% |
| Election Day Manual Entry Turnout | 0 | 0.00% |
| Total... | 162 | 0.00% |
| Democratic Registration & Turnout | | 0 |
| Polling Place Turnout | 33 | 0.00% |
| Absent Voter Polling Place Turnout | 0 | 0.00% |
| Election Day Manual Entry Turnout | 0 | 0.00% |
| Total... | 33 | 0.00% |
| Rep - Electors of President & Vice President of US | | (Final) |
| Jeb Bush | 3 | 1.88% |
| Ben Carson | 1 | 0.63% |
| Chris Christie | 0 | 0.00% |
| Ted Cruz | 41 | 25.62% |
| Carly Fiorina | 0 | 0.00% |
| Lindsey Graham | 1 | 0.63% |
| Mike Huckabee | 0 | 0.00% |

Primary March 2016
March 8, 2016
Precinct Report
Sanilac County
Unofficial Results_Sanilac_County

Elmer Township

| <u>Rep - Electors of President & Vice President of US</u> | | (Final) |
|---|------------|----------------|
| John R. Kasich | 20 | 12.50% |
| George Pataki | 0 | 0.00% |
| Rand Paul | 0 | 0.00% |
| Marco Rubio | 12 | 7.50% |
| Rick Santorum | 0 | 0.00% |
| Donald J. Trump | 81 | 50.63% |
| Uncommitted | 1 | 0.63% |
| Total... | 160 | 100.00% |

| <u>Dem. - Electors of President & Vice President of US</u> | | (Final) |
|--|-----------|--------------|
| Hillary Clinton | 19 | 57.58% |
| Roque Rocky DeLaFuente | 1 | 3.03% |
| Martin J. O'Malley | 0 | 0.00% |
| Bernie Sanders | 13 | 39.39% |
| Uncommitted | 0 | 0.00% |
| Total... | 33 | 0.00% |

| <u>County Veterans Millage</u> | | (Final) |
|--------------------------------|------------|----------------|
| YES | 145 | 72.50% |
| NO | 55 | 27.50% |
| Total... | 200 | 100.00% |

| <u>County Medical Control Millage</u> | | (Final) |
|---------------------------------------|------------|----------------|
| YES | 147 | 73.50% |
| NO | 53 | 26.50% |
| Total... | 200 | 100.00% |

| <u>County Medical Care Facility Millage</u> | | (Final) |
|---|------------|----------------|
| YES | 125 | 63.13% |
| NO | 73 | 36.87% |
| Total... | 198 | 100.00% |

| <u>County Recycling Millage</u> | | (Final) |
|---------------------------------|------------|----------------|
| YES | 104 | 52.26% |
| NO | 95 | 47.74% |
| Total... | 199 | 100.00% |

Evergreen Township

| <u>Registration & Turnout</u> | | 509 |
|------------------------------------|------------|---------------|
| Polling Place Turnout | 166 | 32.61% |
| Absent Voter Polling Place Turnout | 0 | 0.00% |
| Election Day Manual Entry Turnout | 0 | 0.00% |
| Total... | 166 | 32.61% |

| <u>Non Partisan Registration & Turnout</u> | | 0 |
|--|----------|--------------|
| Polling Place Turnout | 2 | 0.00% |
| Absent Voter Polling Place Turnout | 0 | 0.00% |
| Election Day Manual Entry Turnout | 0 | 0.00% |
| Total... | 2 | 0.00% |

| <u>Republican Registration & Turnout</u> | | 0 |
|--|------------|--------------|
| Polling Place Turnout | 137 | 0.00% |
| Absent Voter Polling Place Turnout | 0 | 0.00% |
| Election Day Manual Entry Turnout | 0 | 0.00% |
| Total... | 137 | 0.00% |

| <u>Democratic Registration & Turnout</u> | | 0 |
|--|----|-------|
| Polling Place Turnout | 27 | 0.00% |
| Absent Voter Polling Place Turnout | 0 | 0.00% |

Primary March 2016
March 8, 2016
Precinct Report
Sanilac County
Unofficial Results_Sanilac_County

Evergreen Township

| | | | |
|--|------------|----------------|-------|
| Democratic Registration & Turnout | | 0 | |
| Election Day Manual Entry Turnout | | 0 | 0.00% |
| Total... | 27 | 0.00% | |
| Rep - Electors of President & Vice President of US | | (Final) | |
| Jeb Bush | 1 | 0.74% | |
| Ben Carson | 4 | 2.96% | |
| Chris Christie | 0 | 0.00% | |
| Ted Cruz | 42 | 31.11% | |
| Carly Fiorina | 1 | 0.74% | |
| Lindsey Graham | 0 | 0.00% | |
| Mike Huckabee | 2 | 1.48% | |
| John R. Kasich | 10 | 7.41% | |
| George Pataki | 0 | 0.00% | |
| Rand Paul | 0 | 0.00% | |
| Marco Rubio | 18 | 13.33% | |
| Rick Santorum | 1 | 0.74% | |
| Donald J. Trump | 56 | 41.48% | |
| Uncommitted | 0 | 0.00% | |
| Total... | 135 | 0.00% | |
| Dem. - Electors of President & Vice President of US | | (Final) | |
| Hillary Clinton | 10 | 37.04% | |
| Roque Rocky DeLaFuentes | 0 | 0.00% | |
| Martin J. O'Malley | 0 | 0.00% | |
| Bernie Sanders | 15 | 55.56% | |
| Uncommitted | 2 | 7.41% | |
| Total... | 27 | 100.00% | |
| County Veterans Millage | | (Final) | |
| YES | 112 | 68.71% | |
| NO | 51 | 31.29% | |
| Total... | 163 | 100.00% | |
| County Medical Control Millage | | (Final) | |
| YES | 106 | 65.43% | |
| NO | 56 | 34.57% | |
| Total... | 162 | 100.00% | |
| County Medical Care Facility Millage | | (Final) | |
| YES | 98 | 60.87% | |
| NO | 63 | 39.13% | |
| Total... | 161 | 100.00% | |
| County Recycling Millage | | (Final) | |
| YES | 83 | 50.92% | |
| NO | 80 | 49.08% | |
| Total... | 163 | 100.00% | |

Flynn Township

| | | | |
|--|------------|---------------|--|
| Registration & Turnout | | 600 | |
| Polling Place Turnout | 242 | 40.33% | |
| Absent Voter Polling Place Turnout | 0 | 0.00% | |
| Election Day Manual Entry Turnout | 0 | 0.00% | |
| Total... | 242 | 40.33% | |
| Non Partisan Registration & Turnout | | 0 | |
| Polling Place Turnout | 4 | 0.00% | |
| Absent Voter Polling Place Turnout | 0 | 0.00% | |

Primary March 2016
March 8, 2016
Precinct Report
Sanilac County
Unofficial Results_Sanilac_County

Flynn Township

| | | | |
|--|------------|----------------|--|
| Non Partisan Registration & Turnout | | 0 | |
| Election Day Manual Entry Turnout | 0 | 0.00% | |
| Total... | 4 | 0.00% | |
| Republican Registration & Turnout | | 0 | |
| Polling Place Turnout | 189 | 0.00% | |
| Absent Voter Polling Place Turnout | 0 | 0.00% | |
| Election Day Manual Entry Turnout | 0 | 0.00% | |
| Total... | 189 | 0.00% | |
| Democratic Registration & Turnout | | 0 | |
| Polling Place Turnout | 49 | 0.00% | |
| Absent Voter Polling Place Turnout | 0 | 0.00% | |
| Election Day Manual Entry Turnout | 0 | 0.00% | |
| Total... | 49 | 0.00% | |
| Rep - Electors of President & Vice President of US | | (Final) | |
| Jeb Bush | 1 | 0.53% | |
| Ben Carson | 3 | 1.60% | |
| Chris Christie | 0 | 0.00% | |
| Ted Cruz | 45 | 23.94% | |
| Carly Fiorina | 0 | 0.00% | |
| Lindsey Graham | 0 | 0.00% | |
| Mike Huckabee | 2 | 1.06% | |
| John R. Kasich | 35 | 18.62% | |
| George Pataki | 1 | 0.53% | |
| Rand Paul | 0 | 0.00% | |
| Marco Rubio | 16 | 8.51% | |
| Rick Santorum | 1 | 0.53% | |
| Donald J. Trump | 83 | 44.15% | |
| Uncommitted | 1 | 0.53% | |
| Total... | 188 | 100.00% | |
| Dem. - Electors of President & Vice President of US | | (Final) | |
| Hillary Clinton | 25 | 51.02% | |
| Roque Rocky DeLaFuenta | 0 | 0.00% | |
| Martin J. O'Malley | 1 | 2.04% | |
| Bernie Sanders | 20 | 40.82% | |
| Uncommitted | 3 | 6.12% | |
| Total... | 49 | 100.00% | |
| County Veterans Millage | | (Final) | |
| YES | 140 | 58.33% | |
| NO | 100 | 41.67% | |
| Total... | 240 | 100.00% | |
| County Medical Control Millage | | (Final) | |
| YES | 153 | 64.56% | |
| NO | 84 | 35.44% | |
| Total... | 237 | 100.00% | |
| County Medical Care Facility Millage | | (Final) | |
| YES | 128 | 53.11% | |
| NO | 113 | 46.89% | |
| Total... | 241 | 100.00% | |
| County Recycling Millage | | (Final) | |
| YES | 107 | 44.40% | |

Primary March 2016
March 8, 2016
Precinct Report
Sanilac County
Unofficial Results_Sanilac_County

Flynn Township

| | | | |
|---------------------------------|------------|----------------|--|
| County Recycling Millage | | (Final) | |
| NO | 134 | 55.60% | |
| Total... | 241 | 100.00% | |

Forester Township

| | | | |
|------------------------------------|------------|---------------|--|
| Registration & Turnout | | 737 | |
| Polling Place Turnout | 276 | 37.45% | |
| Absent Voter Polling Place Turnout | 0 | 0.00% | |
| Election Day Manual Entry Turnout | 0 | 0.00% | |
| Total... | 276 | 37.45% | |

| | | | |
|--|----------|--------------|--|
| Non Partisan Registration & Turnout | | 0 | |
| Polling Place Turnout | 6 | 0.00% | |
| Absent Voter Polling Place Turnout | 0 | 0.00% | |
| Election Day Manual Entry Turnout | 0 | 0.00% | |
| Total... | 6 | 0.00% | |

| | | | |
|--|------------|--------------|--|
| Republican Registration & Turnout | | 0 | |
| Polling Place Turnout | 186 | 0.00% | |
| Absent Voter Polling Place Turnout | 0 | 0.00% | |
| Election Day Manual Entry Turnout | 0 | 0.00% | |
| Total... | 186 | 0.00% | |

| | | | |
|--|-----------|--------------|--|
| Democratic Registration & Turnout | | 0 | |
| Polling Place Turnout | 84 | 0.00% | |
| Absent Voter Polling Place Turnout | 0 | 0.00% | |
| Election Day Manual Entry Turnout | 0 | 0.00% | |
| Total... | 84 | 0.00% | |

| | | | |
|---|------------|----------------|--|
| Rep - Electors of President & Vice President of US | | (Final) | |
| Jeb Bush | 0 | 0.00% | |
| Ben Carson | 3 | 1.62% | |
| Chris Christie | 0 | 0.00% | |
| Ted Cruz | 32 | 17.30% | |
| Carly Fiorina | 0 | 0.00% | |
| Lindsey Graham | 0 | 0.00% | |
| Mike Huckabee | 2 | 1.08% | |
| John R. Kasich | 44 | 23.78% | |
| George Pataki | 0 | 0.00% | |
| Rand Paul | 0 | 0.00% | |
| Marco Rubio | 18 | 9.73% | |
| Rick Santorum | 4 | 2.16% | |
| Donald J. Trump | 78 | 42.16% | |
| Uncommitted | 4 | 2.16% | |
| Total... | 185 | 100.00% | |

| | | | |
|--|-----------|----------------|--|
| Dem. - Electors of President & Vice President of US | | (Final) | |
| Hillary Clinton | 39 | 46.99% | |
| Roque Rocky DeLaFuente | 0 | 0.00% | |
| Martin J. O'Malley | 0 | 0.00% | |
| Bernie Sanders | 43 | 51.81% | |
| Uncommitted | 1 | 1.20% | |
| Total... | 83 | 100.00% | |

| | | | |
|--------------------------------|------------|----------------|--|
| County Veterans Millage | | (Final) | |
| YES | 210 | 77.49% | |
| NO | 61 | 22.51% | |
| Total... | 271 | 100.00% | |

Primary March 2016
March 8, 2016
Precinct Report
Sanilac County
Unofficial Results_Sanilac_County

Forester Township

| | | | |
|---|------------|----------------|--|
| County Medical Control Millage | | (Final) | |
| YES | 214 | 79.55% | |
| NO | 55 | 20.45% | |
| Total... | 269 | 100.00% | |
| County Medical Care Facility Millage | | (Final) | |
| YES | 181 | 68.05% | |
| NO | 85 | 31.95% | |
| Total... | 266 | 100.00% | |
| County Recycling Millage | | (Final) | |
| YES | 159 | 58.89% | |
| NO | 111 | 41.11% | |
| Total... | 270 | 100.00% | |

Fremont Township

| | | | |
|--|------------|----------------|--|
| Registration & Turnout | | 687 | |
| Polling Place Turnout | 242 | 35.23% | |
| Absent Voter Polling Place Turnout | 0 | 0.00% | |
| Election Day Manual Entry Turnout | 0 | 0.00% | |
| Total... | 242 | 35.23% | |
| Non Partisan Registration & Turnout | | 0 | |
| Polling Place Turnout | 2 | 0.00% | |
| Absent Voter Polling Place Turnout | 0 | 0.00% | |
| Election Day Manual Entry Turnout | 0 | 0.00% | |
| Total... | 2 | 0.00% | |
| Republican Registration & Turnout | | 0 | |
| Polling Place Turnout | 156 | 0.00% | |
| Absent Voter Polling Place Turnout | 0 | 0.00% | |
| Election Day Manual Entry Turnout | 0 | 0.00% | |
| Total... | 156 | 0.00% | |
| Democratic Registration & Turnout | | 0 | |
| Polling Place Turnout | 84 | 0.00% | |
| Absent Voter Polling Place Turnout | 0 | 0.00% | |
| Election Day Manual Entry Turnout | 0 | 0.00% | |
| Total... | 84 | 0.00% | |
| Rep - Electors of President & Vice President of US | | (Final) | |
| Jeb Bush | 1 | 0.65% | |
| Ben Carson | 2 | 1.29% | |
| Chris Christie | 1 | 0.65% | |
| Ted Cruz | 32 | 20.65% | |
| Carly Fiorina | 0 | 0.00% | |
| Lindsey Graham | 0 | 0.00% | |
| Mike Huckabee | 0 | 0.00% | |
| John R. Kasich | 33 | 21.29% | |
| George Pataki | 0 | 0.00% | |
| Rand Paul | 0 | 0.00% | |
| Marco Rubio | 11 | 7.10% | |
| Rick Santorum | 0 | 0.00% | |
| Donald J. Trump | 75 | 48.39% | |
| Uncommitted | 0 | 0.00% | |
| Total... | 155 | 0.00% | |
| Dem. - Electors of President & Vice President of US | | (Final) | |
| Hillary Clinton | 40 | 48.19% | |

Primary March 2016
March 8, 2016
Precinct Report
Sanilac County
Unofficial Results_Sanilac_County

Fremont Township

| Dem. - Electors of President & Vice President of US | | (Final) |
|--|-----------|----------------|
| Roque Rocky DeLaFuentes | 0 | 0.00% |
| Martin J. O'Malley | 0 | 0.00% |
| Bernie Sanders | 37 | 44.58% |
| Uncommitted | 6 | 7.23% |
| Total... | 83 | 100.00% |

| County Veterans Millage | | (Final) |
|--------------------------------|------------|----------------|
| YES | 169 | 72.22% |
| NO | 65 | 27.78% |
| Total... | 234 | 100.00% |

| County Medical Control Millage | | (Final) |
|---------------------------------------|------------|----------------|
| YES | 161 | 69.70% |
| NO | 70 | 30.30% |
| Total... | 231 | 100.00% |

| County Medical Care Facility Millage | | (Final) |
|---|------------|----------------|
| YES | 134 | 58.26% |
| NO | 96 | 41.74% |
| Total... | 230 | 100.00% |

| County Recycling Millage | | (Final) |
|---------------------------------|------------|----------------|
| YES | 111 | 47.64% |
| NO | 122 | 52.36% |
| Total... | 233 | 100.00% |

Greenleaf Township

| Registration & Turnout | | 495 |
|------------------------------------|------------|---------------|
| Polling Place Turnout | 163 | 32.93% |
| Absent Voter Polling Place Turnout | 0 | 0.00% |
| Election Day Manual Entry Turnout | 0 | 0.00% |
| Total... | 163 | 32.93% |

| Non Partisan Registration & Turnout | | 0 |
|--|----------|--------------|
| Polling Place Turnout | 5 | 0.00% |
| Absent Voter Polling Place Turnout | 0 | 0.00% |
| Election Day Manual Entry Turnout | 0 | 0.00% |
| Total... | 5 | 0.00% |

| Republican Registration & Turnout | | 0 |
|--|------------|--------------|
| Polling Place Turnout | 118 | 0.00% |
| Absent Voter Polling Place Turnout | 0 | 0.00% |
| Election Day Manual Entry Turnout | 0 | 0.00% |
| Total... | 118 | 0.00% |

| Democratic Registration & Turnout | | 0 |
|--|-----------|--------------|
| Polling Place Turnout | 40 | 0.00% |
| Absent Voter Polling Place Turnout | 0 | 0.00% |
| Election Day Manual Entry Turnout | 0 | 0.00% |
| Total... | 40 | 0.00% |

| Rep - Electors of President & Vice President of US | | (Final) |
|---|----|---------|
| Jeb Bush | 1 | 0.85% |
| Ben Carson | 2 | 1.69% |
| Chris Christie | 2 | 1.69% |
| Ted Cruz | 29 | 24.58% |
| Carly Fiorina | 0 | 0.00% |
| Lindsey Graham | 0 | 0.00% |
| Mike Huckabee | 0 | 0.00% |

PrimaryMarch2016
March 8, 2016
Precinct Report
Sanilac County
Unofficial Results_Sanilac_County

Greenleaf Township

Rep - Electors of President & Vice President of US (Final)

| | | |
|-----------------|------------|----------------|
| John R. Kasich | 14 | 11.86% |
| George Pataki | 0 | 0.00% |
| Rand Paul | 1 | 0.85% |
| Marco Rubio | 8 | 6.78% |
| Rick Santorum | 0 | 0.00% |
| Donald J. Trump | 59 | 50.00% |
| Uncommitted | 2 | 1.69% |
| Total... | 118 | 100.00% |

Dem. - Electors of President & Vice President of US (Final)

| | | |
|------------------------|-----------|----------------|
| Hillary Clinton | 20 | 50.00% |
| Roque Rocky DeLaFuente | 0 | 0.00% |
| Martin J. O'Malley | 0 | 0.00% |
| Bernie Sanders | 18 | 45.00% |
| Uncommitted | 2 | 5.00% |
| Total... | 40 | 100.00% |

County Veterans Millage (Final)

| | | |
|-----------------|------------|----------------|
| YES | 105 | 67.74% |
| NO | 50 | 32.26% |
| Total... | 155 | 100.00% |

County Medical Control Millage (Final)

| | | |
|-----------------|------------|----------------|
| YES | 97 | 61.78% |
| NO | 60 | 38.22% |
| Total... | 157 | 100.00% |

County Medical Care Facility Millage (Final)

| | | |
|-----------------|------------|----------------|
| YES | 81 | 51.27% |
| NO | 77 | 48.73% |
| Total... | 158 | 100.00% |

County Recycling Millage (Final)

| | | |
|-----------------|------------|----------------|
| YES | 64 | 41.29% |
| NO | 91 | 58.71% |
| Total... | 155 | 100.00% |

Lamotte Township

Registration & Turnout 558

| | | |
|------------------------------------|------------|---------------|
| Polling Place Turnout | 197 | 35.30% |
| Absent Voter Polling Place Turnout | 0 | 0.00% |
| Election Day Manual Entry Turnout | 0 | 0.00% |
| Total... | 197 | 35.30% |

Non Partisan Registration & Turnout 0

| | | |
|------------------------------------|----------|--------------|
| Polling Place Turnout | 5 | 0.00% |
| Absent Voter Polling Place Turnout | 0 | 0.00% |
| Election Day Manual Entry Turnout | 0 | 0.00% |
| Total... | 5 | 0.00% |

Republican Registration & Turnout 0

| | | |
|------------------------------------|------------|--------------|
| Polling Place Turnout | 155 | 0.00% |
| Absent Voter Polling Place Turnout | 0 | 0.00% |
| Election Day Manual Entry Turnout | 0 | 0.00% |
| Total... | 155 | 0.00% |

Democratic Registration & Turnout 0

| | | |
|------------------------------------|----|-------|
| Polling Place Turnout | 37 | 0.00% |
| Absent Voter Polling Place Turnout | 0 | 0.00% |

Primary March 2016
March 8, 2016
Precinct Report
Sanilac County
Unofficial Results__Sanilac_County

Lamotte Township

Democratic Registration & Turnout 0

| | | | |
|-----------------------------------|-----------|--------------|--|
| Election Day Manual Entry Turnout | 0 | 0.00% | |
| Total... | 37 | 0.00% | |

Rep - Electors of President & Vice President of US (Final)

| | | |
|-----------------|------------|----------------|
| Jeb Bush | 2 | 1.32% |
| Ben Carson | 3 | 1.97% |
| Chris Christie | 0 | 0.00% |
| Ted Cruz | 45 | 29.61% |
| Carly Fiorina | 0 | 0.00% |
| Lindsey Graham | 0 | 0.00% |
| Mike Huckabee | 2 | 1.32% |
| John R. Kasich | 22 | 14.47% |
| George Pataki | 0 | 0.00% |
| Rand Paul | 1 | 0.66% |
| Marco Rubio | 15 | 9.87% |
| Rick Santorum | 0 | 0.00% |
| Donald J. Trump | 61 | 40.13% |
| Uncommitted | 1 | 0.66% |
| Total... | 152 | 100.00% |

Dem. - Electors of President & Vice President of US (Final)

| | | |
|------------------------|-----------|----------------|
| Hillary Clinton | 18 | 48.65% |
| Roque Rocky DeLaFuenta | 0 | 0.00% |
| Martin J. O'Malley | 0 | 0.00% |
| Bernie Sanders | 18 | 48.65% |
| Uncommitted | 1 | 2.70% |
| Total... | 37 | 100.00% |

County Veterans Millage (Final)

| | | |
|-----------------|------------|----------------|
| YES | 139 | 70.92% |
| NO | 57 | 29.08% |
| Total... | 196 | 100.00% |

County Medical Control Millage (Final)

| | | |
|-----------------|------------|----------------|
| YES | 139 | 71.28% |
| NO | 56 | 28.72% |
| Total... | 195 | 100.00% |

County Medical Care Facility Millage (Final)

| | | |
|-----------------|------------|----------------|
| YES | 117 | 60.00% |
| NO | 78 | 40.00% |
| Total... | 195 | 100.00% |

County Recycling Millage (Final)

| | | |
|-----------------|------------|----------------|
| YES | 104 | 53.89% |
| NO | 89 | 46.11% |
| Total... | 193 | 100.00% |

Lexington Township

Registration & Turnout 2,647

| | | |
|------------------------------------|--------------|---------------|
| Polling Place Turnout | 1,034 | 39.06% |
| Absent Voter Polling Place Turnout | 0 | 0.00% |
| Election Day Manual Entry Turnout | 0 | 0.00% |
| Total... | 1,034 | 39.06% |

Non Partisan Registration & Turnout 0

| | | |
|------------------------------------|----|-------|
| Polling Place Turnout | 14 | 0.00% |
| Absent Voter Polling Place Turnout | 0 | 0.00% |

Primary March 2016
March 8, 2016
Precinct Report
Sanilac County
Unofficial Results_Sanilac_County

Lexington Township

| | | | |
|--|------------|----------------|--|
| Non Partisan Registration & Turnout | | 0 | |
| Election Day Manual Entry Turnout | 0 | 0.00% | |
| Total... | 14 | 0.00% | |
| Republican Registration & Turnout | | 0 | |
| Polling Place Turnout | 666 | 0.00% | |
| Absent Voter Polling Place Turnout | 0 | 0.00% | |
| Election Day Manual Entry Turnout | 0 | 0.00% | |
| Total... | 666 | 0.00% | |
| Democratic Registration & Turnout | | 0 | |
| Polling Place Turnout | 354 | 0.00% | |
| Absent Voter Polling Place Turnout | 0 | 0.00% | |
| Election Day Manual Entry Turnout | 0 | 0.00% | |
| Total... | 354 | 0.00% | |
| Rep - Electors of President & Vice President of US | | (Final) | |
| Jeb Bush | 7 | 1.06% | |
| Ben Carson | 10 | 1.51% | |
| Chris Christie | 4 | 0.60% | |
| Ted Cruz | 114 | 17.19% | |
| Carly Fiorina | 1 | 0.15% | |
| Lindsey Graham | 0 | 0.00% | |
| Mike Huckabee | 2 | 0.30% | |
| John R. Kasich | 153 | 23.08% | |
| George Pataki | 0 | 0.00% | |
| Rand Paul | 2 | 0.30% | |
| Marco Rubio | 48 | 7.24% | |
| Rick Santorum | 3 | 0.45% | |
| Donald J. Trump | 294 | 44.34% | |
| Uncommitted | 25 | 3.77% | |
| Total... | 663 | 100.00% | |
| Dem. - Electors of President & Vice President of US | | (Final) | |
| Hillary Clinton | 143 | 40.51% | |
| Roque Rocky DeLaFuenta | 0 | 0.00% | |
| Martin J. O'Malley | 2 | 0.57% | |
| Bernie Sanders | 193 | 54.67% | |
| Uncommitted | 15 | 4.25% | |
| Total... | 353 | 100.00% | |
| County Veterans Millage | | (Final) | |
| YES | 675 | 68.18% | |
| NO | 315 | 31.82% | |
| Total... | 990 | 100.00% | |
| County Medical Control Millage | | (Final) | |
| YES | 708 | 72.24% | |
| NO | 272 | 27.76% | |
| Total... | 980 | 100.00% | |
| County Medical Care Facility Millage | | (Final) | |
| YES | 585 | 59.75% | |
| NO | 394 | 40.25% | |
| Total... | 979 | 100.00% | |
| County Recycling Millage | | (Final) | |
| YES | 523 | 52.83% | |

Primary March 2016
March 8, 2016
Precinct Report
Sanilac County
Unofficial Results_Sanilac_County

Lexington Township

| County Recycling Millage | | (Final) | |
|---------------------------------|------------|----------------|--|
| NO | 467 | 47.17% | |
| Total... | 990 | 100.00% | |

Maple Valley Township

| Registration & Turnout | | 725 | |
|------------------------------------|------------|---------------|--|
| Polling Place Turnout | 255 | 35.17% | |
| Absent Voter Polling Place Turnout | 0 | 0.00% | |
| Election Day Manual Entry Turnout | 0 | 0.00% | |
| Total... | 255 | 35.17% | |

| Non Partisan Registration & Turnout | | 0 | |
|--|----------|--------------|--|
| Polling Place Turnout | 7 | 0.00% | |
| Absent Voter Polling Place Turnout | 0 | 0.00% | |
| Election Day Manual Entry Turnout | 0 | 0.00% | |
| Total... | 7 | 0.00% | |

| Republican Registration & Turnout | | 0 | |
|--|------------|--------------|--|
| Polling Place Turnout | 191 | 0.00% | |
| Absent Voter Polling Place Turnout | 0 | 0.00% | |
| Election Day Manual Entry Turnout | 0 | 0.00% | |
| Total... | 191 | 0.00% | |

| Democratic Registration & Turnout | | 0 | |
|--|-----------|--------------|--|
| Polling Place Turnout | 57 | 0.00% | |
| Absent Voter Polling Place Turnout | 0 | 0.00% | |
| Election Day Manual Entry Turnout | 0 | 0.00% | |
| Total... | 57 | 0.00% | |

| Rep - Electors of President & Vice President of US | | (Final) | |
|---|------------|----------------|--|
| Jeb Bush | 0 | 0.00% | |
| Ben Carson | 5 | 2.66% | |
| Chris Christie | 0 | 0.00% | |
| Ted Cruz | 38 | 20.21% | |
| Carly Fiorina | 0 | 0.00% | |
| Lindsey Graham | 0 | 0.00% | |
| Mike Huckabee | 1 | 0.53% | |
| John R. Kasich | 43 | 22.87% | |
| George Pataki | 0 | 0.00% | |
| Rand Paul | 2 | 1.06% | |
| Marco Rubio | 11 | 5.85% | |
| Rick Santorum | 0 | 0.00% | |
| Donald J. Trump | 87 | 46.28% | |
| Uncommitted | 1 | 0.53% | |
| Total... | 188 | 100.00% | |

| Dem. - Electors of President & Vice President of US | | (Final) | |
|--|-----------|----------------|--|
| Hillary Clinton | 20 | 35.71% | |
| Roque Rocky DeLaFuente | 0 | 0.00% | |
| Martin J. O'Malley | 0 | 0.00% | |
| Bernie Sanders | 33 | 58.93% | |
| Uncommitted | 3 | 5.36% | |
| Total... | 56 | 100.00% | |

| County Veterans Millage | | (Final) | |
|--------------------------------|------------|----------------|--|
| YES | 172 | 70.49% | |
| NO | 72 | 29.51% | |
| Total... | 244 | 100.00% | |

Primary March 2016
March 8, 2016
Precinct Report
Sanilac County
Unofficial Results__Sanilac__County

Maple Valley Township

| | | | |
|---|------------|----------------|--|
| County Medical Control Millage | | (Final) | |
| YES | 174 | 71.02% | |
| NO | 71 | 28.98% | |
| Total... | 245 | 100.00% | |
| County Medical Care Facility Millage | | (Final) | |
| YES | 139 | 56.97% | |
| NO | 105 | 43.03% | |
| Total... | 244 | 100.00% | |
| County Recycling Millage | | (Final) | |
| YES | 103 | 42.21% | |
| NO | 141 | 57.79% | |
| Total... | 244 | 100.00% | |

Marion Township

| | | | |
|--|------------|----------------|--|
| Registration & Turnout | | 1,078 | |
| Polling Place Turnout | 375 | 34.79% | |
| Absent Voter Polling Place Turnout | 0 | 0.00% | |
| Election Day Manual Entry Turnout | 0 | 0.00% | |
| Total... | 375 | 34.79% | |
| Non Partisan Registration & Turnout | | 0 | |
| Polling Place Turnout | 17 | 0.00% | |
| Absent Voter Polling Place Turnout | 0 | 0.00% | |
| Election Day Manual Entry Turnout | 0 | 0.00% | |
| Total... | 17 | 0.00% | |
| Republican Registration & Turnout | | 0 | |
| Polling Place Turnout | 282 | 0.00% | |
| Absent Voter Polling Place Turnout | 0 | 0.00% | |
| Election Day Manual Entry Turnout | 0 | 0.00% | |
| Total... | 282 | 0.00% | |
| Democratic Registration & Turnout | | 0 | |
| Polling Place Turnout | 76 | 0.00% | |
| Absent Voter Polling Place Turnout | 0 | 0.00% | |
| Election Day Manual Entry Turnout | 0 | 0.00% | |
| Total... | 76 | 0.00% | |
| Rep - Electors of President & Vice President of US | | (Final) | |
| Jeb Bush | 2 | 0.71% | |
| Ben Carson | 3 | 1.07% | |
| Chris Christie | 0 | 0.00% | |
| Ted Cruz | 59 | 21.07% | |
| Carly Fiorina | 0 | 0.00% | |
| Lindsey Graham | 0 | 0.00% | |
| Mike Huckabee | 1 | 0.36% | |
| John R. Kasich | 79 | 28.21% | |
| George Pataki | 0 | 0.00% | |
| Rand Paul | 3 | 1.07% | |
| Marco Rubio | 27 | 9.64% | |
| Rick Santorum | 0 | 0.00% | |
| Donald J. Trump | 105 | 37.50% | |
| Uncommitted | 1 | 0.36% | |
| Total... | 280 | 100.00% | |
| Dem. - Electors of President & Vice President of US | | (Final) | |
| Hillary Clinton | 28 | 37.33% | |

Primary March 2016
March 8, 2016
Precinct Report
Sanilac County
Unofficial Results_Sanilac_County

Marion Township

| Dem. - Electors of President & Vice President of US | | (Final) |
|--|-----------|----------------|
| Roque Rocky DeLaFuenta | 0 | 0.00% |
| Martin J. O'Malley | 1 | 1.33% |
| Bernie Sanders | 42 | 56.00% |
| Uncommitted | 4 | 5.33% |
| Total... | 75 | 100.00% |

| County Veterans Millage | | (Final) |
|--------------------------------|------------|----------------|
| YES | 301 | 82.02% |
| NO | 66 | 17.98% |
| Total... | 367 | 100.00% |

| County Medical Control Millage | | (Final) |
|---------------------------------------|------------|----------------|
| YES | 302 | 82.07% |
| NO | 66 | 17.93% |
| Total... | 368 | 100.00% |

| County Medical Care Facility Millage | | (Final) |
|---|------------|----------------|
| YES | 255 | 69.86% |
| NO | 110 | 30.14% |
| Total... | 365 | 100.00% |

| County Recycling Millage | | (Final) |
|---------------------------------|------------|----------------|
| YES | 229 | 63.26% |
| NO | 133 | 36.74% |
| Total... | 362 | 100.00% |

| Marion Township Road Millage | | (Final) |
|-------------------------------------|------------|----------------|
| YES | 287 | 78.20% |
| NO | 80 | 21.80% |
| Total... | 367 | 100.00% |

Marlette Township

| Registration & Turnout | | 1,284 |
|------------------------------------|------------|---------------|
| Polling Place Turnout | 0 | 0.00% |
| Absent Voter Polling Place Turnout | 0 | 0.00% |
| Election Day Manual Entry Turnout | 436 | 33.96% |
| Total... | 436 | 33.96% |

| Non Partisan Registration & Turnout | | 0 |
|--|-----------|--------------|
| Polling Place Turnout | 0 | 0.00% |
| Absent Voter Polling Place Turnout | 0 | 0.00% |
| Election Day Manual Entry Turnout | 15 | 0.00% |
| Total... | 15 | 0.00% |

| Republican Registration & Turnout | | 0 |
|--|------------|--------------|
| Polling Place Turnout | 0 | 0.00% |
| Absent Voter Polling Place Turnout | 0 | 0.00% |
| Election Day Manual Entry Turnout | 323 | 0.00% |
| Total... | 323 | 0.00% |

| Democratic Registration & Turnout | | 0 |
|--|-----------|--------------|
| Polling Place Turnout | 0 | 0.00% |
| Absent Voter Polling Place Turnout | 0 | 0.00% |
| Election Day Manual Entry Turnout | 98 | 0.00% |
| Total... | 98 | 0.00% |

| Rep - Electors of President & Vice President of US | | (Final) |
|---|---|---------|
| Jeb Bush | 0 | 0.00% |
| Ben Carson | 4 | 1.24% |
| Chris Christie | 0 | 0.00% |

Primary March 2016
March 8, 2016
Precinct Report
Sanilac County
Unofficial Results_Sanilac_County

Marlette Township

Rep - Electors of President & Vice President of US (Final)

| | | |
|-----------------|------------|----------------|
| Ted Cruz | 64 | 19.88% |
| Carly Fiorina | 0 | 0.00% |
| Lindsey Graham | 0 | 0.00% |
| Mike Huckabee | 4 | 1.24% |
| John R. Kasich | 65 | 20.19% |
| George Pataki | 1 | 0.31% |
| Rand Paul | 2 | 0.62% |
| Marco Rubio | 24 | 7.45% |
| Rick Santorum | 0 | 0.00% |
| Donald J. Trump | 155 | 48.14% |
| Uncommitted | 3 | 0.93% |
| Total... | 322 | 100.00% |

Dem. - Electors of President & Vice President of US (Final)

| | | |
|-------------------------|-----------|----------------|
| Hillary Clinton | 27 | 27.55% |
| Roque Rocky DeLaFuentes | 0 | 0.00% |
| Martin J. O'Malley | 2 | 2.04% |
| Bernie Sanders | 69 | 70.41% |
| Uncommitted | 0 | 0.00% |
| Total... | 98 | 100.00% |

County Veterans Millage (Final)

| | | |
|-----------------|------------|----------------|
| YES | 296 | 69.32% |
| NO | 131 | 30.68% |
| Total... | 427 | 100.00% |

County Medical Control Millage (Final)

| | | |
|-----------------|------------|----------------|
| YES | 292 | 68.87% |
| NO | 132 | 31.13% |
| Total... | 424 | 100.00% |

County Medical Care Facility Millage (Final)

| | | |
|-----------------|------------|----------------|
| YES | 254 | 59.91% |
| NO | 170 | 40.09% |
| Total... | 424 | 100.00% |

County Recycling Millage (Final)

| | | |
|-----------------|------------|----------------|
| YES | 203 | 47.99% |
| NO | 220 | 52.01% |
| Total... | 423 | 100.00% |

Marlette Township Road Millage (Final)

| | | |
|-----------------|------------|----------------|
| YES | 264 | 61.83% |
| NO | 163 | 38.17% |
| Total... | 427 | 100.00% |

Minden Township

Registration & Turnout 388

| | | |
|------------------------------------|------------|---------------|
| Polling Place Turnout | 136 | 35.05% |
| Absent Voter Polling Place Turnout | 0 | 0.00% |
| Election Day Manual Entry Turnout | 0 | 0.00% |
| Total... | 136 | 35.05% |

Non Partisan Registration & Turnout 0

| | | |
|------------------------------------|----------|--------------|
| Polling Place Turnout | 2 | 0.00% |
| Absent Voter Polling Place Turnout | 0 | 0.00% |
| Election Day Manual Entry Turnout | 0 | 0.00% |
| Total... | 2 | 0.00% |

Primary March 2016
March 8, 2016
Precinct Report
Sanilac County
Unofficial Results__Sanilac__County

Minden Township

| | | |
|--|-----------|--------------|
| Republican Registration & Turnout | | 0 |
| Polling Place Turnout | 83 | 0.00% |
| Absent Voter Polling Place Turnout | 0 | 0.00% |
| Election Day Manual Entry Turnout | 0 | 0.00% |
| Total... | 83 | 0.00% |

| | | |
|--|-----------|--------------|
| Democratic Registration & Turnout | | 0 |
| Polling Place Turnout | 51 | 0.00% |
| Absent Voter Polling Place Turnout | 0 | 0.00% |
| Election Day Manual Entry Turnout | 0 | 0.00% |
| Total... | 51 | 0.00% |

| | | |
|---|-----------|----------------|
| Rep - Electors of President & Vice President of US | | (Final) |
| Jeb Bush | 1 | 1.20% |
| Ben Carson | 2 | 2.41% |
| Chris Christie | 0 | 0.00% |
| Ted Cruz | 11 | 13.25% |
| Carly Fiorina | 0 | 0.00% |
| Lindsey Graham | 0 | 0.00% |
| Mike Huckabee | 0 | 0.00% |
| John R. Kasich | 23 | 27.71% |
| George Pataki | 0 | 0.00% |
| Rand Paul | 0 | 0.00% |
| Marco Rubio | 3 | 3.61% |
| Rick Santorum | 1 | 1.20% |
| Donald J. Trump | 39 | 46.99% |
| Uncommitted | 3 | 3.61% |
| Total... | 83 | 100.00% |

| | | |
|--|-----------|--------------|
| Dem. - Electors of President & Vice President of US | | (Final) |
| Hillary Clinton | 28 | 56.00% |
| Roque Rocky DeLaFuente | 0 | 0.00% |
| Martin J. O'Malley | 0 | 0.00% |
| Bernie Sanders | 22 | 44.00% |
| Uncommitted | 0 | 0.00% |
| Total... | 50 | 0.00% |

| | | |
|--------------------------------|------------|----------------|
| County Veterans Millage | | (Final) |
| YES | 112 | 83.58% |
| NO | 22 | 16.42% |
| Total... | 134 | 100.00% |

| | | |
|---------------------------------------|------------|----------------|
| County Medical Control Millage | | (Final) |
| YES | 103 | 78.63% |
| NO | 28 | 21.37% |
| Total... | 131 | 100.00% |

| | | |
|---|------------|----------------|
| County Medical Care Facility Millage | | (Final) |
| YES | 86 | 64.18% |
| NO | 48 | 35.82% |
| Total... | 134 | 100.00% |

| | | |
|---------------------------------|------------|----------------|
| County Recycling Millage | | (Final) |
| YES | 73 | 56.59% |
| NO | 56 | 43.41% |
| Total... | 129 | 100.00% |

Primary March 2016
March 8, 2016
Precinct Report
Sanilac County
Unofficial Results_Sanilac_County

Moore Township

| | | | |
|--|------------|----------------|--|
| Registration & Turnout | | 748 | |
| Polling Place Turnout | 324 | 43.32% | |
| Absent Voter Polling Place Turnout | 0 | 0.00% | |
| Election Day Manual Entry Turnout | 0 | 0.00% | |
| Total... | 324 | 43.32% | |
| Non Partisan Registration & Turnout | | 0 | |
| Polling Place Turnout | 11 | 0.00% | |
| Absent Voter Polling Place Turnout | 0 | 0.00% | |
| Election Day Manual Entry Turnout | 0 | 0.00% | |
| Total... | 11 | 0.00% | |
| Republican Registration & Turnout | | 0 | |
| Polling Place Turnout | 239 | 0.00% | |
| Absent Voter Polling Place Turnout | 0 | 0.00% | |
| Election Day Manual Entry Turnout | 0 | 0.00% | |
| Total... | 239 | 0.00% | |
| Democratic Registration & Turnout | | 0 | |
| Polling Place Turnout | 74 | 0.00% | |
| Absent Voter Polling Place Turnout | 0 | 0.00% | |
| Election Day Manual Entry Turnout | 0 | 0.00% | |
| Total... | 74 | 0.00% | |
| Rep - Electors of President & Vice President of US | | (Final) | |
| Jeb Bush | 1 | 0.42% | |
| Ben Carson | 4 | 1.69% | |
| Chris Christie | 0 | 0.00% | |
| Ted Cruz | 72 | 30.38% | |
| Carly Fiorina | 1 | 0.42% | |
| Lindsey Graham | 0 | 0.00% | |
| Mike Huckabee | 3 | 1.27% | |
| John R. Kasich | 36 | 15.19% | |
| George Pataki | 0 | 0.00% | |
| Rand Paul | 0 | 0.00% | |
| Marco Rubio | 19 | 8.02% | |
| Rick Santorum | 0 | 0.00% | |
| Donald J. Trump | 96 | 40.51% | |
| Uncommitted | 5 | 2.11% | |
| Total... | 237 | 100.00% | |
| Dem. - Electors of President & Vice President of US | | (Final) | |
| Hillary Clinton | 31 | 43.06% | |
| Roque Rocky DeLaFuenta | 0 | 0.00% | |
| Martin J. O'Malley | 0 | 0.00% | |
| Bernie Sanders | 40 | 55.56% | |
| Uncommitted | 1 | 1.39% | |
| Total... | 72 | 100.00% | |
| County Veterans Millage | | (Final) | |
| YES | 243 | 75.70% | |
| NO | 78 | 24.30% | |
| Total... | 321 | 100.00% | |
| County Medical Control Millage | | (Final) | |
| YES | 226 | 70.63% | |
| NO | 94 | 29.38% | |
| Total... | 320 | 100.00% | |

Primary March 2016
March 8, 2016
Precinct Report
Sanilac County
Unofficial Results_Sanilac_County

Moore Township

| | | | |
|---|------------|----------------|--|
| County Medical Care Facility Millage | | (Final) | |
| YES | 197 | 61.56% | |
| NO | 123 | 38.44% | |
| Total... | 320 | 100.00% | |
| County Recycling Millage | | (Final) | |
| YES | 168 | 52.34% | |
| NO | 153 | 47.66% | |
| Total... | 321 | 100.00% | |
| Moore Township Road Millage | | (Final) | |
| YES | 212 | 66.04% | |
| NO | 109 | 33.96% | |
| Total... | 321 | 100.00% | |

Sanilac Township

| | | | |
|--|------------|----------------|--|
| Registration & Turnout | | 1,940 | |
| Polling Place Turnout | 725 | 37.37% | |
| Absent Voter Polling Place Turnout | 0 | 0.00% | |
| Election Day Manual Entry Turnout | 0 | 0.00% | |
| Total... | 725 | 37.37% | |
| Non Partisan Registration & Turnout | | 0 | |
| Polling Place Turnout | 18 | 0.00% | |
| Absent Voter Polling Place Turnout | 0 | 0.00% | |
| Election Day Manual Entry Turnout | 0 | 0.00% | |
| Total... | 18 | 0.00% | |
| Republican Registration & Turnout | | 0 | |
| Polling Place Turnout | 483 | 0.00% | |
| Absent Voter Polling Place Turnout | 0 | 0.00% | |
| Election Day Manual Entry Turnout | 0 | 0.00% | |
| Total... | 483 | 0.00% | |
| Democratic Registration & Turnout | | 0 | |
| Polling Place Turnout | 224 | 0.00% | |
| Absent Voter Polling Place Turnout | 0 | 0.00% | |
| Election Day Manual Entry Turnout | 0 | 0.00% | |
| Total... | 224 | 0.00% | |
| Rep - Electors of President & Vice President of US | | (Final) | |
| Jeb Bush | 3 | 0.62% | |
| Ben Carson | 14 | 2.91% | |
| Chris Christie | 0 | 0.00% | |
| Ted Cruz | 92 | 19.13% | |
| Carly Fiorina | 1 | 0.21% | |
| Lindsey Graham | 0 | 0.00% | |
| Mike Huckabee | 2 | 0.42% | |
| John R. Kasich | 106 | 22.04% | |
| George Pataki | 1 | 0.21% | |
| Rand Paul | 0 | 0.00% | |
| Marco Rubio | 46 | 9.56% | |
| Rick Santorum | 1 | 0.21% | |
| Donald J. Trump | 204 | 42.41% | |
| Uncommitted | 11 | 2.29% | |
| Total... | 481 | 100.00% | |
| Dem. - Electors of President & Vice President of US | | (Final) | |
| Hillary Clinton | 91 | 40.81% | |

Primary March 2016
March 8, 2016
Precinct Report
Sanilac County
Unofficial Results_Sanilac_County

Sanilac Township

| Dem. - Electors of President & Vice President of US | | (Final) |
|--|------------|----------------|
| Roque Rocky DeLaFuente | 0 | 0.00% |
| Martin J. O'Malley | 2 | 0.90% |
| Bernie Sanders | 122 | 54.71% |
| Uncommitted | 8 | 3.59% |
| Total... | 223 | 100.00% |

| County Veterans Millage | | (Final) |
|--------------------------------|------------|----------------|
| YES | 543 | 75.94% |
| NO | 172 | 24.06% |
| Total... | 715 | 100.00% |

| County Medical Control Millage | | (Final) |
|---------------------------------------|------------|----------------|
| YES | 548 | 77.07% |
| NO | 163 | 22.93% |
| Total... | 711 | 100.00% |

| County Medical Care Facility Millage | | (Final) |
|---|------------|----------------|
| YES | 467 | 66.05% |
| NO | 240 | 33.95% |
| Total... | 707 | 100.00% |

| County Recycling Millage | | (Final) |
|---------------------------------|------------|----------------|
| YES | 389 | 54.87% |
| NO | 320 | 45.13% |
| Total... | 709 | 100.00% |

Speaker Township

| Registration & Turnout | | 980 |
|------------------------------------|------------|---------------|
| Polling Place Turnout | 340 | 34.69% |
| Absent Voter Polling Place Turnout | 0 | 0.00% |
| Election Day Manual Entry Turnout | 0 | 0.00% |
| Total... | 340 | 34.69% |

| Non Partisan Registration & Turnout | | 0 |
|--|----------|--------------|
| Polling Place Turnout | 7 | 0.00% |
| Absent Voter Polling Place Turnout | 0 | 0.00% |
| Election Day Manual Entry Turnout | 0 | 0.00% |
| Total... | 7 | 0.00% |

| Republican Registration & Turnout | | 0 |
|--|------------|--------------|
| Polling Place Turnout | 234 | 0.00% |
| Absent Voter Polling Place Turnout | 0 | 0.00% |
| Election Day Manual Entry Turnout | 0 | 0.00% |
| Total... | 234 | 0.00% |

| Democratic Registration & Turnout | | 0 |
|--|-----------|--------------|
| Polling Place Turnout | 99 | 0.00% |
| Absent Voter Polling Place Turnout | 0 | 0.00% |
| Election Day Manual Entry Turnout | 0 | 0.00% |
| Total... | 99 | 0.00% |

| Rep - Electors of President & Vice President of US | | (Final) |
|---|----|---------|
| Jeb Bush | 1 | 0.43% |
| Ben Carson | 2 | 0.85% |
| Chris Christie | 1 | 0.43% |
| Ted Cruz | 50 | 21.37% |
| Carly Fiorina | 2 | 0.85% |
| Lindsey Graham | 0 | 0.00% |
| Mike Huckabee | 0 | 0.00% |

Primary March 2016
March 8, 2016
Precinct Report
Sanilac County
Unofficial Results_Sanilac_County

Speaker Township

Rep - Electors of President & Vice President of US (Final)

| | | |
|-----------------|------------|----------------|
| John R. Kasich | 45 | 19.23% |
| George Pataki | 0 | 0.00% |
| Rand Paul | 0 | 0.00% |
| Marco Rubio | 16 | 6.84% |
| Rick Santorum | 0 | 0.00% |
| Donald J. Trump | 109 | 46.58% |
| Uncommitted | 8 | 3.42% |
| Total... | 234 | 100.00% |

Dem. - Electors of President & Vice President of US (Final)

| | | |
|------------------------|-----------|----------------|
| Hillary Clinton | 31 | 31.96% |
| Roque Rocky DeLaFuente | 0 | 0.00% |
| Martin J. O'Malley | 0 | 0.00% |
| Bernie Sanders | 64 | 65.98% |
| Uncommitted | 2 | 2.06% |
| Total... | 97 | 100.00% |

County Veterans Millage (Final)

| | | |
|-----------------|------------|----------------|
| YES | 232 | 69.67% |
| NO | 101 | 30.33% |
| Total... | 333 | 100.00% |

County Medical Control Millage (Final)

| | | |
|-----------------|------------|----------------|
| YES | 219 | 66.16% |
| NO | 112 | 33.84% |
| Total... | 331 | 100.00% |

County Medical Care Facility Millage (Final)

| | | |
|-----------------|------------|----------------|
| YES | 180 | 54.88% |
| NO | 148 | 45.12% |
| Total... | 328 | 100.00% |

County Recycling Millage (Final)

| | | |
|-----------------|------------|----------------|
| YES | 150 | 45.32% |
| NO | 181 | 54.68% |
| Total... | 331 | 100.00% |

Washington Township

Registration & Turnout 1,013

| | | |
|------------------------------------|------------|---------------|
| Polling Place Turnout | 333 | 32.87% |
| Absent Voter Polling Place Turnout | 0 | 0.00% |
| Election Day Manual Entry Turnout | 0 | 0.00% |
| Total... | 333 | 32.87% |

Non Partisan Registration & Turnout 0

| | | |
|------------------------------------|----------|--------------|
| Polling Place Turnout | 6 | 0.00% |
| Absent Voter Polling Place Turnout | 0 | 0.00% |
| Election Day Manual Entry Turnout | 0 | 0.00% |
| Total... | 6 | 0.00% |

Republican Registration & Turnout 0

| | | |
|------------------------------------|------------|--------------|
| Polling Place Turnout | 237 | 0.00% |
| Absent Voter Polling Place Turnout | 0 | 0.00% |
| Election Day Manual Entry Turnout | 0 | 0.00% |
| Total... | 237 | 0.00% |

Democratic Registration & Turnout 0

| | | |
|------------------------------------|----|-------|
| Polling Place Turnout | 90 | 0.00% |
| Absent Voter Polling Place Turnout | 0 | 0.00% |

Primary March 2016
March 8, 2016
Precinct Report
Sanilac County
Unofficial Results_Sanilac_County

Washington Township

| | | | |
|--|------------|----------------|-------|
| Democratic Registration & Turnout | | 0 | |
| Election Day Manual Entry Turnout | | 0 | 0.00% |
| Total... | 90 | 0.00% | |
| Rep - Electors of President & Vice President of US | | (Final) | |
| Jeb Bush | 4 | 1.70% | |
| Ben Carson | 2 | 0.85% | |
| Chris Christie | 1 | 0.43% | |
| Ted Cruz | 55 | 23.40% | |
| Carly Fiorina | 0 | 0.00% | |
| Lindsey Graham | 0 | 0.00% | |
| Mike Huckabee | 1 | 0.43% | |
| John R. Kasich | 41 | 17.45% | |
| George Pataki | 0 | 0.00% | |
| Rand Paul | 2 | 0.85% | |
| Marco Rubio | 19 | 8.09% | |
| Rick Santorum | 3 | 1.28% | |
| Donald J. Trump | 103 | 43.83% | |
| Uncommitted | 4 | 1.70% | |
| Total... | 235 | 100.00% | |
| Dem. - Electors of President & Vice President of US | | (Final) | |
| Hillary Clinton | 35 | 38.89% | |
| Roque Rocky DeLaFuenta | 0 | 0.00% | |
| Martin J. O'Malley | 0 | 0.00% | |
| Bernie Sanders | 50 | 55.56% | |
| Uncommitted | 5 | 5.56% | |
| Total... | 90 | 100.00% | |
| County Veterans Millage | | (Final) | |
| YES | 263 | 79.94% | |
| NO | 66 | 20.06% | |
| Total... | 329 | 100.00% | |
| County Medical Control Millage | | (Final) | |
| YES | 229 | 70.68% | |
| NO | 95 | 29.32% | |
| Total... | 324 | 100.00% | |
| County Medical Care Facility Millage | | (Final) | |
| YES | 197 | 60.24% | |
| NO | 130 | 39.76% | |
| Total... | 327 | 100.00% | |
| County Recycling Millage | | (Final) | |
| YES | 174 | 53.05% | |
| NO | 154 | 46.95% | |
| Total... | 328 | 100.00% | |

Watertown Township

| | | | |
|--|------------|---------------|--|
| Registration & Turnout | | 930 | |
| Polling Place Turnout | 330 | 35.48% | |
| Absent Voter Polling Place Turnout | 0 | 0.00% | |
| Election Day Manual Entry Turnout | 0 | 0.00% | |
| Total... | 330 | 35.48% | |
| Non Partisan Registration & Turnout | | 0 | |
| Polling Place Turnout | 13 | 0.00% | |
| Absent Voter Polling Place Turnout | 0 | 0.00% | |

Primary March 2016
March 8, 2016
Precinct Report
Sanilac County
Unofficial Results_Sanilac_County

Watertown Township

Non Partisan Registration & Turnout 0

| | | |
|-----------------------------------|-----------|--------------|
| Election Day Manual Entry Turnout | 0 | 0.00% |
| Total... | 13 | 0.00% |

Republican Registration & Turnout 0

| | | |
|------------------------------------|------------|--------------|
| Polling Place Turnout | 239 | 0.00% |
| Absent Voter Polling Place Turnout | 0 | 0.00% |
| Election Day Manual Entry Turnout | 0 | 0.00% |
| Total... | 239 | 0.00% |

Democratic Registration & Turnout 0

| | | |
|------------------------------------|-----------|--------------|
| Polling Place Turnout | 78 | 0.00% |
| Absent Voter Polling Place Turnout | 0 | 0.00% |
| Election Day Manual Entry Turnout | 0 | 0.00% |
| Total... | 78 | 0.00% |

Rep - Electors of President & Vice President of US (Final)

| | | |
|-----------------|------------|----------------|
| Jeb Bush | 3 | 1.28% |
| Ben Carson | 4 | 1.70% |
| Chris Christie | 1 | 0.43% |
| Ted Cruz | 49 | 20.85% |
| Carly Fiorina | 0 | 0.00% |
| Lindsey Graham | 0 | 0.00% |
| Mike Huckabee | 0 | 0.00% |
| John R. Kasich | 52 | 22.13% |
| George Pataki | 0 | 0.00% |
| Rand Paul | 0 | 0.00% |
| Marco Rubio | 22 | 9.36% |
| Rick Santorum | 0 | 0.00% |
| Donald J. Trump | 96 | 40.85% |
| Uncommitted | 8 | 3.40% |
| Total... | 235 | 100.00% |

Dem. - Electors of President & Vice President of US (Final)

| | | |
|------------------------|-----------|----------------|
| Hillary Clinton | 36 | 46.15% |
| Roque Rocky DeLaFuenta | 0 | 0.00% |
| Martin J. O'Malley | 0 | 0.00% |
| Bernie Sanders | 38 | 48.72% |
| Uncommitted | 4 | 5.13% |
| Total... | 78 | 100.00% |

County Veterans Millage (Final)

| | | |
|-----------------|------------|----------------|
| YES | 242 | 74.46% |
| NO | 83 | 25.54% |
| Total... | 325 | 100.00% |

County Medical Control Millage (Final)

| | | |
|-----------------|------------|----------------|
| YES | 225 | 69.44% |
| NO | 99 | 30.56% |
| Total... | 324 | 100.00% |

County Medical Care Facility Millage (Final)

| | | |
|-----------------|------------|----------------|
| YES | 208 | 64.00% |
| NO | 117 | 36.00% |
| Total... | 325 | 100.00% |

County Recycling Millage (Final)

| | | |
|-----|-----|--------|
| YES | 177 | 54.13% |
|-----|-----|--------|

Primary March 2016
March 8, 2016
Precinct Report
Sanilac County
Unofficial Results_Sanilac_County

Watertown Township

| <u>County Recycling Millage</u> | | <u>(Final)</u> | |
|---------------------------------|------------|----------------|--|
| NO | 150 | 45.87% | |
| Total... | 327 | 100.00% | |

Wheatland Township

| <u>Registration & Turnout</u> | | <u>294</u> | |
|------------------------------------|------------|---------------|--|
| Polling Place Turnout | 165 | 56.12% | |
| Absent Voter Polling Place Turnout | 0 | 0.00% | |
| Election Day Manual Entry Turnout | 0 | 0.00% | |
| Total... | 165 | 56.12% | |

| <u>Non Partisan Registration & Turnout</u> | | <u>0</u> | |
|--|-----------|--------------|--|
| Polling Place Turnout | 17 | 0.00% | |
| Absent Voter Polling Place Turnout | 0 | 0.00% | |
| Election Day Manual Entry Turnout | 0 | 0.00% | |
| Total... | 17 | 0.00% | |

| <u>Republican Registration & Turnout</u> | | <u>0</u> | |
|--|------------|--------------|--|
| Polling Place Turnout | 115 | 0.00% | |
| Absent Voter Polling Place Turnout | 0 | 0.00% | |
| Election Day Manual Entry Turnout | 0 | 0.00% | |
| Total... | 115 | 0.00% | |

| <u>Democratic Registration & Turnout</u> | | <u>0</u> | |
|--|-----------|--------------|--|
| Polling Place Turnout | 33 | 0.00% | |
| Absent Voter Polling Place Turnout | 0 | 0.00% | |
| Election Day Manual Entry Turnout | 0 | 0.00% | |
| Total... | 33 | 0.00% | |

| <u>Rep - Electors of President & Vice President of US</u> | | <u>(Final)</u> | |
|---|------------|----------------|--|
| Jeb Bush | 2 | 1.74% | |
| Ben Carson | 7 | 6.09% | |
| Chris Christie | 0 | 0.00% | |
| Ted Cruz | 20 | 17.39% | |
| Carly Fiorina | 0 | 0.00% | |
| Lindsey Graham | 1 | 0.87% | |
| Mike Huckabee | 2 | 1.74% | |
| John R. Kasich | 14 | 12.17% | |
| George Pataki | 0 | 0.00% | |
| Rand Paul | 2 | 1.74% | |
| Marco Rubio | 5 | 4.35% | |
| Rick Santorum | 0 | 0.00% | |
| Donald J. Trump | 62 | 53.91% | |
| Uncommitted | 0 | 0.00% | |
| Total... | 115 | 0.00% | |

| <u>Dem. - Electors of President & Vice President of US</u> | | <u>(Final)</u> | |
|--|-----------|----------------|--|
| Hillary Clinton | 16 | 51.61% | |
| Roque Rocky DeLaFuente | 0 | 0.00% | |
| Martin J. O'Malley | 2 | 6.45% | |
| Bernie Sanders | 13 | 41.94% | |
| Uncommitted | 0 | 0.00% | |
| Total... | 31 | 0.00% | |

| <u>County Veterans Millage</u> | | <u>(Final)</u> | |
|--------------------------------|------------|----------------|--|
| YES | 128 | 78.53% | |
| NO | 35 | 21.47% | |
| Total... | 163 | 100.00% | |

Primary March 2016
March 8, 2016
Precinct Report
Sanilac County
Unofficial Results_Sanilac_County

Wheatland Township

| | | | |
|---|------------|----------------|--|
| County Medical Control Millage | | (Final) | |
| YES | 123 | 75.00% | |
| NO | 41 | 25.00% | |
| Total... | 164 | 100.00% | |
| County Medical Care Facility Millage | | (Final) | |
| YES | 113 | 68.90% | |
| NO | 51 | 31.10% | |
| Total... | 164 | 100.00% | |
| County Recycling Millage | | (Final) | |
| YES | 102 | 62.20% | |
| NO | 62 | 37.80% | |
| Total... | 164 | 100.00% | |
| Wheatland Township Zoning Ordinance | | (Final) | |
| YES | 60 | 36.36% | |
| NO | 105 | 63.64% | |
| Total... | 165 | 100.00% | |

Worth Township Precinct 1

| | | | |
|---|------------|----------------|--|
| Registration & Turnout | | 1,381 | |
| Polling Place Turnout | 554 | 40.12% | |
| Absent Voter Polling Place Turnout | 0 | 0.00% | |
| Election Day Manual Entry Turnout | 0 | 0.00% | |
| Total... | 554 | 40.12% | |
| Non Partisan Registration & Turnout | | 0 | |
| Polling Place Turnout | 14 | 0.00% | |
| Absent Voter Polling Place Turnout | 0 | 0.00% | |
| Election Day Manual Entry Turnout | 0 | 0.00% | |
| Total... | 14 | 0.00% | |
| Republican Registration & Turnout | | 0 | |
| Polling Place Turnout | 387 | 0.00% | |
| Absent Voter Polling Place Turnout | 0 | 0.00% | |
| Election Day Manual Entry Turnout | 0 | 0.00% | |
| Total... | 387 | 0.00% | |
| Democratic Registration & Turnout | | 0 | |
| Polling Place Turnout | 153 | 0.00% | |
| Absent Voter Polling Place Turnout | 0 | 0.00% | |
| Election Day Manual Entry Turnout | 0 | 0.00% | |
| Total... | 153 | 0.00% | |
| Rep - Electors of President & Vice President of US | | (Final) | |
| Jeb Bush | 4 | 1.04% | |
| Ben Carson | 8 | 2.07% | |
| Chris Christie | 4 | 1.04% | |
| Ted Cruz | 68 | 17.62% | |
| Carly Fiorina | 0 | 0.00% | |
| Lindsey Graham | 0 | 0.00% | |
| Mike Huckabee | 0 | 0.00% | |
| John R. Kasich | 67 | 17.36% | |
| George Pataki | 0 | 0.00% | |
| Rand Paul | 1 | 0.26% | |
| Marco Rubio | 25 | 6.48% | |
| Rick Santorum | 0 | 0.00% | |
| Donald J. Trump | 201 | 52.07% | |

PrimaryMarch2016

March 8, 2016

Precinct Report

Sanilac County

Unofficial Results_Sanilac_County

Worth Township Precinct 1

Rep - Electors of President & Vice President of US (Final)

| | | |
|-------------|-----|---------|
| Uncommitted | 8 | 2.07% |
| Total... | 386 | 100.00% |

Dem. - Electors of President & Vice President of US (Final)

| | | |
|------------------------|-----|---------|
| Hillary Clinton | 73 | 48.03% |
| Roque Rocky DeLaFuente | 0 | 0.00% |
| Martin J. O'Malley | 0 | 0.00% |
| Bernie Sanders | 76 | 50.00% |
| Uncommitted | 3 | 1.97% |
| Total... | 152 | 100.00% |

County Veterans Millage (Final)

| | | |
|----------|-----|---------|
| YES | 359 | 65.87% |
| NO | 186 | 34.13% |
| Total... | 545 | 100.00% |

County Medical Control Millage (Final)

| | | |
|----------|-----|---------|
| YES | 336 | 62.80% |
| NO | 199 | 37.20% |
| Total... | 535 | 100.00% |

County Medical Care Facility Millage (Final)

| | | |
|----------|-----|---------|
| YES | 244 | 45.44% |
| NO | 293 | 54.56% |
| Total... | 537 | 100.00% |

County Recycling Millage (Final)

| | | |
|----------|-----|---------|
| YES | 209 | 38.70% |
| NO | 331 | 61.30% |
| Total... | 540 | 100.00% |

Worth Township Precinct 2

Registration & Turnout 1,450

| | | |
|------------------------------------|-----|--------|
| Polling Place Turnout | 508 | 35.03% |
| Absent Voter Polling Place Turnout | 0 | 0.00% |
| Election Day Manual Entry Turnout | 0 | 0.00% |
| Total... | 508 | 35.03% |

Non Partisan Registration & Turnout 0

| | | |
|------------------------------------|---|-------|
| Polling Place Turnout | 8 | 0.00% |
| Absent Voter Polling Place Turnout | 0 | 0.00% |
| Election Day Manual Entry Turnout | 0 | 0.00% |
| Total... | 8 | 0.00% |

Republican Registration & Turnout 0

| | | |
|------------------------------------|-----|-------|
| Polling Place Turnout | 322 | 0.00% |
| Absent Voter Polling Place Turnout | 0 | 0.00% |
| Election Day Manual Entry Turnout | 0 | 0.00% |
| Total... | 322 | 0.00% |

Democratic Registration & Turnout 0

| | | |
|------------------------------------|-----|-------|
| Polling Place Turnout | 178 | 0.00% |
| Absent Voter Polling Place Turnout | 0 | 0.00% |
| Election Day Manual Entry Turnout | 0 | 0.00% |
| Total... | 178 | 0.00% |

Rep - Electors of President & Vice President of US (Final)

| | | |
|----------------|---|-------|
| Jeb Bush | 4 | 1.25% |
| Ben Carson | 6 | 1.88% |
| Chris Christie | 0 | 0.00% |

PrimaryMarch2016

March 8, 2016

Precinct Report

Sanilac County

Unofficial Results_Sanilac_County

Worth Township Precinct 2

Rep - Electors of President & Vice President of US (Final)

| | | |
|-----------------|-----|---------|
| Ted Cruz | 52 | 16.30% |
| Carly Fiorina | 0 | 0.00% |
| Lindsey Graham | 0 | 0.00% |
| Mike Huckabee | 0 | 0.00% |
| John R. Kasich | 53 | 16.61% |
| George Pataki | 0 | 0.00% |
| Rand Paul | 1 | 0.31% |
| Marco Rubio | 25 | 7.84% |
| Rick Santorum | 0 | 0.00% |
| Donald J. Trump | 167 | 52.35% |
| Uncommitted | 11 | 3.45% |
| Total... | 319 | 100.00% |

Dem. - Electors of President & Vice President of US (Final)

| | | |
|------------------------|-----|---------|
| Hillary Clinton | 72 | 40.45% |
| Roque Rocky DeLaFuenta | 0 | 0.00% |
| Martin J. O'Malley | 0 | 0.00% |
| Bernie Sanders | 102 | 57.30% |
| Uncommitted | 4 | 2.25% |
| Total... | 178 | 100.00% |

County Veterans Millage (Final)

| | | |
|----------|-----|---------|
| YES | 330 | 67.21% |
| NO | 161 | 32.79% |
| Total... | 491 | 100.00% |

County Medical Control Millage (Final)

| | | |
|----------|-----|---------|
| YES | 329 | 67.14% |
| NO | 161 | 32.86% |
| Total... | 490 | 100.00% |

County Medical Care Facility Millage (Final)

| | | |
|----------|-----|---------|
| YES | 255 | 52.69% |
| NO | 229 | 47.31% |
| Total... | 484 | 100.00% |

County Recycling Millage (Final)

| | | |
|----------|-----|---------|
| YES | 221 | 45.47% |
| NO | 265 | 54.53% |
| Total... | 486 | 100.00% |

Approved, SCAO

Original - Court
1st copy - Plaintiff
2nd copy - Defendant

STATE OF MICHIGAN
24TH JUDICIAL CIRCUIT
SANILAC COUNTY

ORDER TO RELEASE FUNDS

CASE NO.

11-34252-DP

Court address

60 West Sanilac Avenue, Sandusky, Michigan 48471

Court telephone no.

(810) 648-3212

Plaintiff name, address, and telephone no.

DANAY BRUDERICK

Plaintiff's attorney, bar no., address, and telephone no.

Defendant name, address, and telephone no.

PAUL REDMAN

Defendant's attorney, bar no., address, and telephone no.

V

IT IS ORDERED:

The clerk of the court shall pay \$312.00, now on deposit in this action, to S.C. Friend of the Court
Amount Name of payer

Bond posted by: Paul Redman

Account No.: 701-000-265.000

March, 2016
Date

P31377
Judge Gregory S. Ross Bar no.

2

1

1

1

1

1

Primary March 2016
March 8, 2016
Summary Report
Sanilac County
Unofficial Results_Sanilac_County

| | | | |
|--|--------|---------|---------|
| Registration & Turnout | | 28,982 | Voters |
| Polling Place Turnout | 9,753 | 33.65% | |
| Absent Voter Polling Place Turnout | 0 | 0.00% | |
| Election Day Manual Entry Turnout | 707 | 2.44% | |
| Total ... | 10,460 | 36.09% | |
| Non Partisan Registration & Turnout | | 0 | Voters |
| Polling Place Turnout | 270 | 0.00% | |
| Absent Voter Polling Place Turnout | 0 | 0.00% | |
| Election Day Manual Entry Turnout | 22 | 0.00% | |
| Total ... | 292 | 0.00% | |
| Republican Registration & Turnout | | 0 | Voters |
| Polling Place Turnout | 6,863 | 0.00% | |
| Absent Voter Polling Place Turnout | 0 | 0.00% | |
| Election Day Manual Entry Turnout | 521 | 0.00% | |
| Total ... | 7,384 | 0.00% | |
| Democratic Registration & Turnout | | 0 | Voters |
| Polling Place Turnout | 2,620 | 0.00% | |
| Absent Voter Polling Place Turnout | 0 | 0.00% | |
| Election Day Manual Entry Turnout | 164 | 0.00% | |
| Total ... | 2,784 | 0.00% | |
| Rep - Electors of President & Vice President of US | | 31/31 | 100.00% |
| Jeb Bush | 62 | 0.85% | |
| Ben Carson | 143 | 1.95% | |
| Chris Christie | 19 | 0.26% | |
| Ted Cruz | 1,588 | 21.66% | |
| Carly Fiorina | 8 | 0.11% | |
| Lindsey Graham | 5 | 0.07% | |
| Mike Huckabee | 34 | 0.46% | |
| John R. Kasich | 1,407 | 19.20% | |
| George Pataki | 7 | 0.10% | |
| Rand Paul | 27 | 0.37% | |
| Marco Rubio | 568 | 7.75% | |
| Rick Santorum | 19 | 0.26% | |
| Donald J. Trump | 3,279 | 44.73% | |
| Uncommitted | 164 | 2.24% | |
| Total ... | 7,330 | 100.00% | |
| Dem. - Electors of President & Vice President of US | | 31/31 | 100.00% |
| Hillary Clinton | 1,160 | 42.00% | |
| Roque Rocky DeLaFuente | 2 | 0.07% | |
| Martin J. O'Malley | 16 | 0.58% | |
| Bernie Sanders | 1,485 | 53.77% | |
| Uncommitted | 99 | 3.58% | |
| Total ... | 2,762 | 100.00% | |
| County Veterans Millage | | 31/31 | 100.00% |
| YES | 7,419 | 72.69% | |
| NO | 2,788 | 27.31% | |
| Total ... | 10,207 | 100.00% | |

Primary March 2016
 March 8, 2016
 Summary Report
 Sanilac County
 Unofficial Results_Sanilac_County

| | | | |
|--|--|--------|---------|
| County Medical Control Millage | | 31/31 | 100.00% |
| YES | | 7,312 | 72.00% |
| NO | | 2,844 | 28.00% |
| Total ... | | 10,156 | 100.00% |
| County Medical Care Facility Millage | | 31/31 | 100.00% |
| YES | | 6,190 | 61.10% |
| NO | | 3,941 | 38.90% |
| Total ... | | 10,131 | 100.00% |
| County Recycling Millage | | 31/31 | 100.00% |
| YES | | 5,199 | 51.18% |
| NO | | 4,960 | 48.82% |
| Total ... | | 10,159 | 100.00% |
| Argyle Township Zoning Ordinance | | 1/1 | 100.00% |
| YES | | 139 | 46.33% |
| NO | | 161 | 53.67% |
| Total ... | | 300 | 100.00% |
| Argyle Township Proposal A Fire Millage | | 1/1 | 100.00% |
| YES | | 206 | 71.28% |
| NO | | 83 | 28.72% |
| Total ... | | 289 | 100.00% |
| Argyle Township Proposal B Road Millage | | 1/1 | 100.00% |
| YES | | 194 | 67.36% |
| NO | | 94 | 32.64% |
| Total ... | | 288 | 100.00% |
| Marion Township Road Millage | | 1/1 | 100.00% |
| YES | | 287 | 78.20% |
| NO | | 80 | 21.80% |
| Total ... | | 367 | 100.00% |
| Marlette Township Road Millage | | 1/1 | 100.00% |
| YES | | 264 | 61.83% |
| NO | | 163 | 38.17% |
| Total ... | | 427 | 100.00% |
| Moore Township Road Millage | | 1/1 | 100.00% |
| YES | | 212 | 66.04% |
| NO | | 109 | 33.96% |
| Total ... | | 321 | 100.00% |
| Wheatland Township Zoning Ordinance | | 1/1 | 100.00% |
| YES | | 60 | 36.36% |
| NO | | 105 | 63.64% |
| Total ... | | 165 | 100.00% |

Statement of Votes Cast
Schoolcraft County, MI
2016 Presidential Primary

Date: 03/09/16
Time: 10:58:32
Page: 1 of 8

SOVC For Jurisdiction Wide, All Counters, All Races

| | TURN OUT | | |
|---------------------------------|----------------|-----------------|--------------|
| | Reg. Voters | Cards Cast | % Turnout |
| Jurisdiction Wide | | | |
| City of Manistique, Precinct 1 | 403 | 57 | 14.14% |
| City of Manistique, Precinct 2 | 1313 | 244 | 18.58% |
| City of Manistique, Precinct 3 | 670 | 144 | 21.49% |
| Doyle Township, Precinct 1 | 510 | 150 | 29.41% |
| Germfask Township, Precinct 1 | 359 | 97 | 27.02% |
| Hiawatha Township, Precinct 1 | 1086 | 367 | 33.79% |
| Inwood Township, Precinct 1 | 559 | 182 | 32.56% |
| Manistique Township, Precinct 1 | 820 | 223 | 27.20% |
| Mueller Township, Precinct 1 | 192 | 57 | 29.69% |
| Seney Township, Precinct 1 | 87 | 42 | 48.28% |
| Thompson Township, Precinct 1 | 671 | 247 | 36.81% |
| Total | 6670 | 1810 | 27.14% |

151
JEA
JL
J.S.

1811
JEA
JL
J.S.

Statement of Votes Cast
Schoolcraft County, MI
2016 Presidential Primary

Date: 03/09/16
Time: 10:58:32
Page: 2 of 8

SOVC For Jurisdiction Wide, All Counters, All Races

| | REP President | | | | | | | | | | |
|---------------------------------|---------------|---------------|-------------|----------------|-------|------------------|-------|----------------------|-------|----------------|--------|
| | Reg. Voters | Times Counted | Total Votes | Jeb Bush (REP) | | Ben Carson (REP) | | Chris Christie (REP) | | Ted Cruz (REP) | |
| Jurisdiction Wide | | | | | | | | | | | |
| City of Manistique, Precinct 1 | 403 | 30 | 30 | 0 | 0.00% | 2 | 6.67% | 1 | 3.33% | 6 | 20.00% |
| City of Manistique, Precinct 2 | 1313 | 146 | 146 | 0 | 0.00% | 1 | 0.68% | 2 | 1.37% | 31 | 21.23% |
| City of Manistique, Precinct 3 | 670 | 91 | 91 | 0 | 0.00% | 2 | 2.20% | 0 | 0.00% | 21 | 23.08% |
| Doyle Township, Precinct 1 | 510 | 102 | 102 | 1 | 0.98% | 2 | 1.96% | 0 | 0.00% | 18 | 14.71% |
| Germfask Township, Precinct 1 | 359 | 80 | 80 | 1 | 1.25% | 3 | 3.75% | 1 | 1.25% | 19 | 23.75% |
| Hiawatha Township, Precinct 1 | 1086 | 223 | 223 | 1 | 0.45% | 5 | 2.24% | 0 | 0.00% | 41 | 18.39% |
| Inwood Township, Precinct 1 | 559 | 90 | 90 | 0 | 0.00% | 3 | 3.33% | 0 | 0.00% | 18 | 20.00% |
| Manistique Township, Precinct 1 | 820 | 151 | 151 | 2 | 1.32% | 0 | 0.00% | 0 | 0.00% | 24 | 15.89% |
| Mueller Township, Precinct 1 | 192 | 32 | 32 | 0 | 0.00% | 0 | 0.00% | 0 | 0.00% | 10 | 31.25% |
| Seney Township, Precinct 1 | 87 | 34 | 34 | 0 | 0.00% | 0 | 0.00% | 0 | 0.00% | 5 | 14.71% |
| Thompson Township, Precinct 1 | 671 | 140 | 139 | 0 | 0.00% | 1 | 0.72% | 1 | 0.72% | 27 | 19.42% |
| Total | 6670 | 1119 | 1118 | 5 | 0.45% | 19 | 1.70% | 5 | 0.45% | 217 | 19.41% |

Handwritten notes:
16
218
Jeb Bush
Ben Carson
Chris Christie
Ted Cruz

Statement of Votes Cast
Schoolcraft County, MI
2016 Presidential Primary

Date:03/09/16
Time:10:58:32
Page:3 of 8

SOVC For Jurisdiction Wide, All Counters, All Races

| | REP President | | | | | | | | | | | |
|---------------------------------|------------------------|-------|-------------------------|-------|------------------------|-------|-------------------------|--------|------------------------|-------|-----------------|-------|
| | Carly Fiorina (REP) | | Lindsey Graham (REP) | | Mike Huckabee (REP) | | John R. Kasich (REP) | | George Pataki (REP) | | Rand Paul (REP) | |
| Jurisdiction Wide | | | | | | | | | | | | |
| City of Manistique, Precinct 1 | 0 | 0.00% | 0 | 0.00% | 0 | 0.00% | 5 | 16.67% | 0 | 0.00% | 0 | 0.00% |
| City of Manistique, Precinct 2 | 0 | 0.00% | 0 | 0.00% | 1 | 0.68% | 44 | 30.14% | 0 | 0.00% | 0 | 0.00% |
| City of Manistique, Precinct 3 | 0 | 0.00% | 0 | 0.00% | 0 | 0.00% | 15 | 16.48% | 1 | 1.10% | 0 | 0.00% |
| Doyle Township, Precinct 1 | 0 | 0.00% | 0 | 0.00% | 1 | 0.98% | 20 | 19.61% | 0 | 0.00% | 0 | 0.00% |
| Germfask Township, Precinct 1 | 0 | 0.00% | 1 | 1.25% | 0 | 0.00% | 6 | 7.50% | 0 | 0.00% | 0 | 0.00% |
| Hiawatha Township, Precinct 1 | 0 | 0.00% | 0 | 0.00% | 0 | 0.00% | 61 | 27.35% | 0 | 0.00% | 0 | 0.00% |
| Inwood Township, Precinct 1 | 0 | 0.00% | 0 | 0.00% | 2 | 2.22% | 16 | 17.78% | 0 | 0.00% | 0 | 0.00% |
| Manistique Township, Precinct 1 | 0 | 0.00% | 0 | 0.00% | 0 | 0.00% | 37 | 24.50% | 0 | 0.00% | 0 | 0.00% |
| Mueller Township, Precinct 1 | 0 | 0.00% | 0 | 0.00% | 0 | 0.00% | 7 | 21.88% | 0 | 0.00% | 0 | 0.00% |
| Seney Township, Precinct 1 | 0 | 0.00% | 0 | 0.00% | 0 | 0.00% | 5 | 14.71% | 0 | 0.00% | 0 | 0.00% |
| Thompson Township, Precinct 1 | 0 | 0.00% | 0 | 0.00% | 0 | 0.00% | 26 | 18.71% | 0 | 0.00% | 0 | 0.00% |
| Total | 0 | 0.00% | 1 | 0.09% | 4 | 0.36% | 242 | 21.65% | 1 | 0.09% | 0 | 0.00% |

Statement of Votes Cast
Schoolcraft County, MI
2016 Presidential Primary

Date:03/09/16
Time:10:58:32
Page:4 of 8

SOVC For Jurisdiction Wide, All Counters, All Races

| | REP President | | | | | | | | | |
|---------------------------------|----------------------|--------|------------------------|-------|--------------------------|--------|-------------|-------|----------------|-------|
| | Marco Rubio (REP) | | Rick Santorum (REP) | | Donald J. Trump (REP) | | Uncommitted | | Write-In Votes | |
| Jurisdiction Wide | | | | | | | | | | |
| City of Manistique, Precinct 1 | 1 | 3.33% | 0 | 0.00% | 15 | 50.00% | 0 | 0.00% | 0 | 0.00% |
| City of Manistique, Precinct 2 | 15 | 10.27% | 1 | 0.68% | 49 | 33.56% | 2 | 1.37% | 0 | 0.00% |
| City of Manistique, Precinct 3 | 7 | 7.69% | 0 | 0.00% | 44 | 48.35% | 1 | 1.10% | 0 | 0.00% |
| Doyle Township, Precinct 1 | 8 | 7.84% | 1 | 0.98% | 53 | 51.96% | 1 | 0.98% | 0 | 0.00% |
| Germfask Township, Precinct 1 | 3 | 3.75% | 0 | 0.00% | 46 | 57.50% | 0 | 0.00% | 0 | 0.00% |
| Hiawatha Township, Precinct 1 | 9 | 4.04% | 0 | 0.00% | 104 | 46.64% | 2 | 0.90% | 0 | 0.00% |
| Inwood Township, Precinct 1 | 5 | 5.56% | 0 | 0.00% | 41 | 45.56% | 4 | 4.44% | 1 | 1.11% |
| Manistique Township, Precinct 1 | 14 | 9.27% | 0 | 0.00% | 71 | 47.02% | 3 | 1.99% | 0 | 0.00% |
| Mueller Township, Precinct 1 | 3 | 9.38% | 0 | 0.00% | 12 | 37.50% | 0 | 0.00% | 0 | 0.00% |
| Seney Township, Precinct 1 | 2 | 5.88% | 0 | 0.00% | 22 | 64.71% | 0 | 0.00% | 0 | 0.00% |
| Thompson Township, Precinct 1 | 11 | 7.91% | 1 | 0.72% | 72 | 51.80% | 0 | 0.00% | 0 | 0.00% |
| Total | 78 | 6.98% | 3 | 0.27% | 529 | 47.32% | 13 | 1.16% | 1 | 0.09% |

Statement of Votes Cast

Date:03/09/16

Schoolcraft County, MI

Time:10:58:32

2016 Presidential Primary

Page:5 of 8

SOVC For Jurisdiction Wide, All Counters, All Races

| | DEM President | | | | | | | |
|---------------------------------|----------------|------------------|----------------|--------------------------|-----------------------------|-----------------------------|-------------------------|--|
| | Reg. Voters | Times Counted | Total Votes | Hillary Clinton (DEM) | Rocky De La Fuente (DEM) | Martin J. O'Malley (DEM) | Bernie Sanders (DEM) | |
| Jurisdiction Wide | | | | | | | | |
| City of Manistique, Precinct 1 | 403 | 27 | 27 | 15 55.56% | 0 0.00% | 0 0.00% | 12 44.44% | |
| City of Manistique, Precinct 2 | 1313 | 98 | 98 | 37 37.76% | 0 0.00% | 0 0.00% | 60 61.22% | |
| City of Manistique, Precinct 3 | 670 | 53 | 53 | 25 47.17% | 0 0.00% | 0 0.00% | 28 52.83% | |
| Doyle Township, Precinct 1 | 510 | 48 | 48 | 21 43.75% | 0 0.00% | 0 0.00% | 27 56.25% | |
| Germfask Township, Precinct 1 | 359 | 17 | 17 | 6 35.29% | 0 0.00% | 0 0.00% | 8 47.06% | |
| Hiawatha Township, Precinct 1 | 1086 | 144 | 144 | 78 54.17% | 0 0.00% | 0 0.00% | 60 41.67% | |
| Inwood Township, Precinct 1 | 559 | 92 | 92 | 38 41.30% | 1 1.09% | 0 0.00% | 47 51.09% | |
| Manistique Township, Precinct 1 | 820 | 72 | 72 | 31 43.06% | 0 0.00% | 0 0.00% | 41 56.94% | |
| Mueller Township, Precinct 1 | 192 | 25 | 25 | 12 48.00% | 0 0.00% | 0 0.00% | 12 48.00% | |
| Seney Township, Precinct 1 | 87 | 8 | 8 | 4 50.00% | 0 0.00% | 0 0.00% | 3 37.50% | |
| Thompson Township, Precinct 1 | 671 | 98 | 98 | 45 45.92% | 1 1.02% | 1 1.02% | 47 47.96% | |
| Total | 6670 | 682 | 682 | 312 45.75% | 2 0.29% | 1 0.15% | 345 50.59% | |

Statement of Votes Cast
Schoolcraft County, MI
2016 Presidential Primary

Date: 03/09/16
Time: 10:58:32
Page: 6 of 8

SOVC For Jurisdiction Wide, All Counters, All Races

| | DEM President | | | | Thompson Twp Prop | | | | | |
|---------------------------------|---------------|--------|----------------|-------|-------------------|---------------|-------------|-----|--------|------------|
| | Uncommitted | | Write-In Votes | | Reg. Voters | Times Counted | Total Votes | YES | | NO |
| Jurisdiction Wide | | | | | | | | | | |
| City of Manistique, Precinct 1 | 0 | 0.00% | 0 | 0.00% | - | - | - | - | - | - |
| City of Manistique, Precinct 2 | 1 | 1.02% | 0 | 0.00% | - | - | - | - | - | - |
| City of Manistique, Precinct 3 | 0 | 0.00% | 0 | 0.00% | - | - | - | - | - | - |
| Doyle Township, Precinct 1 | 0 | 0.00% | 0 | 0.00% | - | - | - | - | - | - |
| Germfask Township, Precinct 1 | 3 | 17.65% | 0 | 0.00% | - | - | - | - | - | - |
| Hiawatha Township, Precinct 1 | 6 | 4.17% | 0 | 0.00% | - | - | - | - | - | - |
| Inwood Township, Precinct 1 | 6 | 6.52% | 0 | 0.00% | - | - | - | - | - | - |
| Manistique Township, Precinct 1 | 0 | 0.00% | 0 | 0.00% | - | - | - | - | - | - |
| Mueller Township, Precinct 1 | 1 | 4.00% | 0 | 0.00% | - | - | - | - | - | - |
| Seney Township, Precinct 1 | 1 | 12.50% | 0 | 0.00% | - | - | - | - | - | - |
| Thompson Township, Precinct 1 | 4 | 4.08% | 0 | 0.00% | 671 | 247 | 242 | 114 | 47.11% | 128 52.89% |
| Total | 22 | 3.23% | 0 | 0.00% | 671 | 247 | 242 | 114 | 47.11% | 128 52.89% |

Statement of Votes Cast
Schoolcraft County, MI
2016 Presidential Primary
SOVC For Jurisdiction Wide, All Counters, All Races

Date: 03/09/16
Time: 10:58:32
Page: 7 of 8

THE WHOLE NUMBER OF VOTES GIVEN: REP President
WAS 1119 (OF WHICH)

QA
nt
1119
Jeb Bush (REP) RECEIVED 5
Ben Carson (REP) RECEIVED 19
Chris Christie (REP) RECEIVED 5
Ted Cruz (REP) RECEIVED 217 218 *QA*
Carly Fiorina (REP) RECEIVED 0
Lindsey Graham (REP) RECEIVED 1
Mike Huckabee (REP) RECEIVED 4
John R. Kasich (REP) RECEIVED 242
George Pataki (REP) RECEIVED 1
Rand Paul (REP) RECEIVED 0
Marco Rubio (REP) RECEIVED 78
Rick Santorum (REP) RECEIVED 3
Donald J. Trump (REP) RECEIVED 529
Uncommitted RECEIVED 13
Write-In Votes RECEIVED 1

THE WHOLE NUMBER OF VOTES GIVEN: DEM President
WAS 682 (OF WHICH)

Hillary Clinton (DEM) RECEIVED 312
Rocky De La Fuente (DEM) RECEIVED 2
Martin J. O'Malley (DEM) RECEIVED 1
Bernie Sanders (DEM) RECEIVED 345
Uncommitted RECEIVED 22
Write-In Votes RECEIVED 0

THE WHOLE NUMBER OF VOTES GIVEN: Thompson Twp Prop
WAS 242 (OF WHICH)

YES RECEIVED 114
NO RECEIVED 128

We do hereby certify that the foregoing is a correct statement of the votes given in the City of Manistique and the Townships of the County of Schoolcraft at the Presidential Primary Election held on Tuesday, March 8, 2016. In witness Whereof, we have hereunto set our hands and affixed the Seal of the Circuit Court for the County of Schoolcraft on March 8, 2016.

Jean Anderson
Jean Anderson

James Curran

Rudy Lawrence
Rudy Lawrence

Nancy Demers
Nancy Demers

Beth A. Edwards
Beth A. Edwards, Clerk

Statement of Votes Cast
Schoolcraft County, MI
2016 Presidential Primary

Date:03/09/16
Time:10:58:32
Page:8 of 8

SOVC For Jurisdiction Wide, All Counters, All Races



the
**COUNTY of
SHIAWASSEE**
established in 1822

[About Us](#) | [News](#) | [Community Resources](#) | [Online Services](#) | [Mail](#) | [Login](#)


[HOME](#)
[DEPARTMENTS](#)
[GOVERNMENT](#)
[LAW & JUSTICE](#)
[CALENDAR](#)
[CONTACT](#)
[DASHBOARD](#)

County Clerk

[County Directory](#)
[Ballot Language and Candidate Listing](#)
[Election Results](#)
[Election Information](#)
[Online Marriage Application](#)
[Board of Commissioners](#)
[Drain Commissioner](#)
[Register of Deeds](#)
[County Surveyor](#)
[County Treasurer](#)

Election Results

March 2016 Summary

Use your browser's "Refresh" function to make sure you view the latest results

| | | |
|-------------------|-----------------------------|----------|
| SUMMARY REPORT | PRESIDENTIAL PRIMARY | OFFICIAL |
| RUN DATE:03/11/16 | MARCH 8, 2016 | |
| RUN TIME:03:41 PM | SHIAWASSEE COUNTY, MICHIGAN | |
| | STATISTICS | |

| | VOTES | PERCENT |
|---------------------------|--------|---------|
| PRECINCTS COUNTED (OF 37) | 37 | 100.00 |
| REGISTERED VOTERS - TOTAL | 53,917 | |
| BALLOTS CAST - TOTAL | 18,917 | |
| VOTER TURNOUT - TOTAL | | 35.09 |

***** (Republican Party) *****

PRESIDENT FEDERAL

| Vote for not more than 1 | 1 | | |
|--------------------------|---|-------|-------|
| Jeb Bush | | 90 | .90 |
| Ben Carson | | 185 | 1.85 |
| Chris Christie | | 19 | .19 |
| Ted Cruz | | 2,745 | 27.49 |
| Carly Fiorina | | 6 | .06 |
| Lindsey Graham | | 4 | .04 |
| Mike Huckabee | | 41 | .41 |
| John R. Kasich | | 1,853 | 18.56 |
| George Pataki | | 9 | .09 |
| Rand Paul | | 43 | .43 |
| Marco Rubio | | 876 | 8.77 |
| Rick Santorum | | 26 | .26 |
| Donald J. Trump | | 3,864 | 38.70 |
| Uncommitted | | 223 | 2.23 |
| WRITE-IN | | 0 | |

***** (Democratic Party) *****

PRESIDENT FEDERAL

| Vote for not more than 1 | 1 | | |
|--------------------------|---|-------|-------|
| Hillary Clinton | | 3,031 | 39.35 |
| Roque Rocky De La Fuente | | 7 | .09 |
| Martin J. O'Malley | | 16 | .21 |
| Bernie Sanders | | 4,452 | 57.80 |
| Uncommitted | | 191 | 2.48 |
| WRITE-IN | | 5 | .06 |

***** (NONPARTISAN) *****

911 Proposal

| Vote for not more than 1 | 1 | | |
|--------------------------|---|--------|-------|
| YES | | 10,245 | 58.94 |
| NO | | 7,137 | 41.06 |

BYRON SCHOOLS BYRON AREA

| Vote for not more than 1 | 1 | | |
|--------------------------|---|-------|-------|
| YES | | 1,089 | 52.99 |
| NO | | 966 | 47.01 |

[Home](#)
[About Us](#)
[Community Resources](#)
[Online Services](#)

[News & Announcements](#)
[Upcoming Events](#)
[County Clerk's Office](#)

Shiawassee County Courthouse:
208 N. Shiawassee St.
Corunna, MI 48817

[view department](#) ►
CONTACT INFORMATION



Copyright 2016 Website designed and developed by Web Ascender

PRESIDENT FEDERAL

| | J e b B u a h | B e n C a r s o n | C h r i s t i a n | T e d C r u z | C a r l Y F i o r i n a | L i n d s e e Y G r a h a m | M i k e H u c k a b e e | J o h n R . K a s i c h | G e o r g e P a t c h k i | R a n d P a u l | M a r c o R u b i o | R i c k S a a n t o r m | D o n a l J . T r u m p | U n c o m m i t e d |
|----------------------|---------------------------------|---|---|---------------------------------|--|--|--|--|---|--------------------------------------|--|--|--|--|
| ANTRIM TOWNSHIP | 2 | 6 | 1 | 124 | 0 | 0 | 1 | 53 | 1 | 3 | 26 | 1 | 172 | 3 |
| BENNINGTON TOWNSHIP | 2 | 12 | 1 | 167 | 0 | 0 | 0 | 111 | 0 | 0 | 58 | 1 | 234 | 8 |
| BURNS TOWNSHIP | 4 | 8 | 0 | 173 | 1 | 0 | 5 | 94 | 0 | 3 | 54 | 2 | 307 | 16 |
| CALEDONIA TOWNSHIP 1 | 5 | 7 | 0 | 125 | 1 | 0 | 3 | 85 | 0 | 2 | 42 | 2 | 165 | 6 |
| CALEDONIA TOWNSHIP 2 | 6 | 3 | 0 | 47 | 0 | 0 | 1 | 42 | 1 | 3 | 23 | 0 | 90 | 5 |
| FAIRFIELD TOWNSHIP | 0 | 1 | 0 | 16 | 0 | 0 | 0 | 19 | 0 | 0 | 6 | 0 | 37 | 0 |
| HAZELTON TOWNSHIP | 0 | 4 | 0 | 60 | 0 | 0 | 0 | 65 | 1 | 0 | 23 | 0 | 116 | 3 |
| MIDDLEBURY TOWNSHIP | 0 | 3 | 0 | 76 | 0 | 0 | 0 | 41 | 0 | 0 | 13 | 2 | 102 | 3 |
| NEW HAVEN TOWNSHIP | 5 | 4 | 2 | 60 | 1 | 0 | 0 | 51 | 0 | 1 | 26 | 1 | 73 | 2 |
| OMOSSO TOWNSHIP 1 | 6 | 6 | 2 | 87 | 0 | 0 | 3 | 35 | 0 | 2 | 30 | 2 | 142 | 8 |
| OMOSSO TOWNSHIP 2 | 0 | 6 | 0 | 75 | 1 | 0 | 1 | 96 | 0 | 1 | 32 | 0 | 149 | 7 |
| OMOSSO TOWNSHIP 3 | 4 | 7 | 0 | 24 | 0 | 0 | 1 | 24 | 0 | 0 | 8 | 0 | 60 | 1 |
| PERRY TOWNSHIP 1 | 1 | 4 | 1 | 121 | 0 | 0 | 1 | 55 | 0 | 3 | 28 | 1 | 95 | 6 |
| PERRY TOWNSHIP 2 | 0 | 1 | 3 | 80 | 0 | 0 | 1 | 61 | 1 | 2 | 17 | 1 | 109 | 7 |
| RUSH TOWNSHIP | 0 | 1 | 1 | 63 | 0 | 0 | 0 | 48 | 0 | 1 | 23 | 0 | 79 | 7 |
| SCIOTA TOWNSHIP | 0 | 4 | 0 | 77 | 2 | 0 | 1 | 44 | 1 | 1 | 7 | 0 | 91 | 2 |
| SHIWAASSEE TOWNSHIP | 3 | 11 | 1 | 143 | 0 | 0 | 3 | 75 | 0 | 4 | 46 | 0 | 190 | 10 |
| VENICE TOWNSHIP 1 | 0 | 3 | 1 | 34 | 0 | 0 | 0 | 21 | 0 | 0 | 7 | 0 | 35 | 1 |
| VENICE TOWNSHIP 2 | 3 | 3 | 0 | 53 | 0 | 0 | 3 | 50 | 0 | 1 | 24 | 1 | 105 | 4 |
| VERNON TOWNSHIP 1 | 3 | 10 | 1 | 78 | 0 | 0 | 3 | 60 | 0 | 1 | 36 | 0 | 168 | 13 |
| WOODHULL TOWNSHIP 2 | 8 | 6 | 1 | 86 | 0 | 0 | 1 | 45 | 0 | 2 | 27 | 0 | 121 | 9 |
| WOODHULL TOWNSHIP | 2 | 6 | 1 | 190 | 0 | 0 | 0 | 165 | 0 | 0 | 48 | 2 | 225 | 5 |
| CITY OF CORUNNA | 5 | 13 | 1 | 111 | 0 | 0 | 0 | 67 | 0 | 3 | 39 | 2 | 111 | 9 |
| CITY OF DURAND 1 | 2 | 5 | 1 | 50 | 0 | 0 | 2 | 18 | 0 | 1 | 16 | 2 | 68 | 7 |
| CITY OF DURAND 2 | 1 | 4 | 0 | 47 | 0 | 2 | 0 | 38 | 1 | 0 | 18 | 0 | 83 | 4 |
| CITY OF LAINGSBURG | 3 | 4 | 0 | 46 | 0 | 0 | 2 | 38 | 1 | 2 | 16 | 0 | 63 | 5 |
| CITY OF OMOSSO 1-1 | 4 | 9 | 0 | 110 | 0 | 0 | 0 | 125 | 1 | 3 | 57 | 1 | 138 | 22 |
| CITY OF OMOSSO 2-1 | 11 | 10 | 2 | 92 | 0 | 0 | 3 | 73 | 1 | 2 | 30 | 1 | 116 | 16 |
| CITY OF OMOSSO 2-2 | 2 | 8 | 0 | 83 | 0 | 1 | 3 | 45 | 0 | 0 | 17 | 0 | 84 | 8 |
| CITY OF OMOSSO 2-3 | 3 | 3 | 0 | 81 | 0 | 0 | 3 | 31 | 1 | 1 | 31 | 1 | 114 | 11 |
| CITY OF OMOSSO 2-4 | 0 | 0 | 0 | 30 | 0 | 0 | 0 | 23 | 0 | 1 | 9 | 0 | 34 | 4 |
| CITY OF OMOSSO 6-1 | 1 | 3 | 0 | 50 | 0 | 0 | 0 | 22 | 1 | 0 | 15 | 1 | 81 | 3 |
| CITY OF PERRY | 1 | 7 | 0 | 86 | 0 | 1 | 0 | 33 | 0 | 0 | 24 | 2 | 107 | 8 |
| TOTALS | 90 | 185 | 19 | 2745 | 6 | 4 | 41 | 1853 | 9 | 43 | 876 | 26 | 3864 | 223 |

STATEMENT OF VOTES
PRESIDENTIAL PRIMARY ELECTION, TUESDAY, MARCH 8, 2016 - ST CLAIR COUNTY 74

| PRESIDENTIAL PRIMARY | | | | | | | | | | | | | | | |
|---|---------|-------------------------------|------------|------------|----------------|----------|---------------|----------------|---------------|----------------|---------------|-----------|-------------|---------------|-----------------|
| | | | REPUBLICAN | | | | | | | | | | | | |
| NAMES OF TOWNSHIPS AND ELECTION DISTRICTS ST. CLAIR 74 SECTION 1 | | Poll Book Totals | Jeb Bush | Ben Carson | Chris Christie | Ted Cruz | Carly Fiorina | Lindsey Graham | Mike Huckabee | John R. Kasich | George Pataki | Rand Paul | Marco Rubio | Rick Santorum | Donald J. Trump |
| Berlin Twp | 0200001 | 829 | 3 | 5 | 0 | 122 | 0 | 0 | 1 | 106 | 1 | 0 | 48 | 1 | 337 |
| Brockway Twp | 0400001 | 545 | 0 | 11 | 0 | 89 | 1 | 0 | 0 | 57 | 0 | 0 | 25 | 0 | 218 |
| Burtchville Twp | | | | | | | | | | | | | | | |
| 1 | 0600001 | 327 | 0 | 3 | 0 | 43 | 0 | 1 | 0 | 49 | 0 | 0 | 21 | 0 | 95 |
| 2 | 0600002 | 335 | 0 | 8 | 0 | 49 | 0 | 0 | 0 | 54 | 0 | 0 | 14 | 0 | 86 |
| 3 | 0600003 | 341 | 2 | 0 | 0 | 41 | 0 | 0 | 0 | 42 | 0 | 1 | 13 | 0 | 89 |
| Casco Township | | | | | | | | | | | | | | | |
| 1 | 0800001 | 339 | 0 | 1 | 1 | 54 | 0 | 0 | 1 | 51 | 3 | 0 | 13 | 0 | 119 |
| 2 | 0800002 | 411 | 0 | 1 | 0 | 66 | 0 | 0 | 0 | 68 | 1 | 3 | 17 | 0 | 145 |
| AV-1 | | 120 | 3 | 2 | 0 | 14 | 0 | 0 | 0 | 7 | 0 | 1 | 12 | 0 | 44 |
| AV-2 | | 173 | 1 | 4 | 0 | 11 | 2 | 0 | 0 | 10 | 0 | 0 | 6 | 1 | 77 |
| China Township | | | | | | | | | | | | | | | |
| 1 | 1000001 | 609 | 5 | 9 | 0 | 78 | 0 | 0 | 1 | 94 | 0 | 0 | 23 | 0 | 179 |
| 2 | 1000002 | 403 | 1 | 2 | 0 | 47 | 0 | 0 | 1 | 65 | 0 | 0 | 17 | 0 | 132 |
| Clay Township | | | | | | | | | | | | | | | |
| 1 | 1200001 | 668 | 4 | 3 | 0 | 71 | 1 | 0 | 1 | 73 | 0 | 0 | 29 | 0 | 266 |
| 2 | 1200002 | *Consolidated with Precinct 1 | | | | | | | | | | | | | |
| 3 | 1200003 | 660 | 8 | 5 | 0 | 55 | 0 | 0 | 0 | 68 | 0 | 0 | 25 | 0 | 296 |
| 4 | 1200004 | 448 | 1 | 4 | 0 | 44 | 0 | 0 | 0 | 63 | 0 | 0 | 17 | 2 | 180 |
| 5 | 1200005 | 734 | 4 | 8 | 1 | 90 | 0 | 0 | 1 | 88 | 0 | 4 | 14 | 0 | 296 |
| Clyde Township | | | | | | | | | | | | | | | |
| 1 | 1400001 | 982 | 6 | 15 | 1 | 148 | 0 | 0 | 1 | 160 | 1 | 2 | 44 | 0 | 273 |
| 2 | 1400002 | 557 | 0 | 6 | 1 | 88 | 0 | 0 | 1 | 60 | 0 | 3 | 23 | 0 | 167 |
| Columbus Township | | | | | | | | | | | | | | | |
| 1 | 1600001 | 692 | 2 | 8 | 0 | 88 | 0 | 0 | 0 | 80 | 2 | 1 | 38 | 0 | 297 |
| 2 | 1600002 | *Consolidated with Precinct 1 | | | | | | | | | | | | | |
| 3 | 1600003 | 406 | 4 | 8 | 0 | 59 | 0 | 0 | 0 | 48 | 0 | 0 | 18 | 0 | 128 |
| Cottrellville | 1800001 | 938 | 5 | 14 | 0 | 93 | 0 | 0 | 1 | 119 | 0 | 0 | 39 | 1 | 361 |
| East China Charter | | | | | | | | | | | | | | | |
| 1 | 2000001 | 503 | 2 | 1 | 1 | 43 | 0 | 0 | 1 | 59 | 0 | 0 | 10 | 1 | 210 |
| 2 | 2000002 | 619 | 5 | 5 | 1 | 51 | 1 | 1 | 2 | 103 | 0 | 0 | 46 | 0 | 191 |
| Emmett Twp. | 2200001 | 696 | 0 | 9 | 2 | 107 | 0 | 0 | 0 | 72 | 0 | 1 | 17 | 1 | 244 |
| Fort Gratiot Township | | | | | | | | | | | | | | | |
| 1 | 2400001 | 598 | 3 | 7 | 1 | 53 | 0 | 0 | 0 | 96 | 0 | 1 | 52 | 1 | 126 |
| 2 | 2400002 | 743 | 1 | 10 | 1 | 105 | 0 | 0 | 1 | 113 | 2 | 0 | 52 | 0 | 214 |
| 3 | 2400003 | 560 | 7 | 10 | 1 | 58 | 1 | 0 | 0 | 67 | 0 | 1 | 49 | 0 | 133 |
| 4 | 2400004 | 951 | 4 | 6 | 0 | 142 | 0 | 0 | 0 | 146 | 0 | 3 | 53 | 0 | 213 |
| 5 | 2400005 | 272 | 1 | 2 | 0 | 46 | 0 | 0 | 0 | 35 | 0 | 2 | 21 | 0 | 54 |
| Grant Twp. | 2600001 | 552 | 2 | 8 | 1 | 67 | 0 | 0 | 1 | 84 | 1 | 0 | 24 | 1 | 192 |
| Greenwood Township | | | | | | | | | | | | | | | |
| 1 | 2800001 | 390 | 1 | 4 | 0 | 48 | 0 | 0 | 1 | 39 | 0 | 1 | 12 | 0 | 136 |
| Ira Township | | | | | | | | | | | | | | | |
| 1 | 3000001 | 355 | 1 | 4 | 1 | 51 | 0 | 0 | 0 | 49 | 0 | 1 | 10 | 0 | 138 |
| 2 | 3000002 | 529 | 0 | 7 | 1 | 66 | 0 | 0 | 0 | 75 | 1 | 0 | 20 | 0 | 215 |
| 3 | 3000003 | 263 | 0 | 2 | 1 | 33 | 0 | 0 | 1 | 20 | 0 | 0 | 7 | 0 | 92 |
| Kenockee Twp. | 3200001 | 596 | 3 | 2 | 1 | 79 | 0 | 0 | 0 | 51 | 0 | 3 | 14 | 0 | 250 |
| Kimball Township | | | | | | | | | | | | | | | |
| 1 | 3400001 | 494 | 3 | 5 | 0 | 71 | 1 | 0 | 2 | 56 | 1 | 0 | 30 | 0 | 123 |
| 2 | 3400002 | 554 | 2 | 9 | 0 | 75 | 0 | 0 | 0 | 48 | 0 | 0 | 22 | 2 | 168 |
| 3 | 3400003 | 596 | 2 | 5 | 0 | 83 | 0 | 0 | 0 | 56 | 0 | 2 | 20 | 1 | 208 |
| 4 | 3400004 | 472 | 1 | 4 | 1 | 45 | 0 | 0 | 0 | 48 | 0 | 1 | 25 | 0 | 143 |
| Lynn Twp. | 3600001 | 295 | 0 | 3 | 1 | 37 | 0 | 1 | 0 | 36 | 0 | 0 | 9 | 3 | 102 |
| Mussey Twp. | 3800001 | 860 | 2 | 10 | 1 | 130 | 0 | 1 | 3 | 119 | 0 | 2 | 36 | 3 | 314 |
| Port Huron Charter | | | | | | | | | | | | | | | |
| 1 | 4000001 | 559 | 4 | 7 | 4 | 78 | 2 | 0 | 1 | 94 | 0 | 1 | 19 | 1 | 166 |
| 2 | 4000002 | 589 | 3 | 10 | 0 | 74 | 0 | 0 | 1 | 96 | 1 | 2 | 24 | 0 | 141 |
| 3 | 4000003 | 511 | 4 | 12 | 1 | 57 | 1 | 0 | 0 | 58 | 0 | 2 | 14 | 0 | 139 |
| 4 | 4000004 | 236 | 0 | 5 | 0 | 18 | 0 | 0 | 1 | 14 | 0 | 0 | 6 | 0 | 63 |
| 5 | 4000005 | 389 | 1 | 4 | 0 | 24 | 0 | 0 | 0 | 33 | 0 | 1 | 16 | 2 | 94 |
| Riley Twp. | 4200001 | 826 | 1 | 5 | 2 | 116 | 0 | 0 | 0 | 111 | 1 | 3 | 32 | 2 | 310 |
| St. Clair Township | | | | | | | | | | | | | | | |
| 1 | 4400001 | 1019 | 6 | 10 | 3 | 122 | 1 | 0 | 0 | 191 | 0 | 0 | 59 | 0 | 314 |
| 2 | 4400002 | 927 | 1 | 11 | 1 | 123 | 0 | 0 | 2 | 137 | 0 | 3 | 30 | 0 | 301 |
| Wales Twp. | 4600001 | 844 | 4 | 11 | 1 | 134 | 1 | 0 | 3 | 76 | 0 | 2 | 36 | 5 | 271 |
| TOWNSHIP TOTALS | | 27315 | 113 | 305 | 31 | 3486 | 12 | 4 | 29 | 3544 | 15 | 47 | 1221 | 28 | 9050 |

STATEMENT OF VOTES
PRESIDENTIAL PRIMARY ELECTION, TUESDAY, MARCH 8, 2016 - ST CLAIR COUNTY 74

| PRESIDENTIAL PRIMARY | | | | | | | | | | | | | | |
|---|------------------|------------|------------|----------------|----------|---------------|----------------|---------------|----------------|---------------|-----------|-------------|---------------|-----------------|
| NAMES OF TOWNSHIPS AND ELECTION DISTRICTS ST. CLAIR 74 SECTION 1 | Poll Book Totals | REPUBLICAN | | | | | | | | | | | | |
| | | Jeb Bush | Ben Carson | Chris Christie | Ted Cruz | Carly Fiorina | Lindsey Graham | Mike Huckabee | John R. Kasich | George Pataki | Rand Paul | Marco Rubio | Rick Santorum | Donald J. Trump |
| CITY OF ALGONAC | | | | | | | | | | | | | | |
| 1 5200001 | 549 | 0 | 4 | 0 | 56 | 1 | 0 | 1 | 51 | 0 | 1 | 25 | 0 | 172 |
| 2 5200002 | 561 | 4 | 7 | 0 | 51 | 1 | 1 | 0 | 52 | 0 | 2 | 18 | 1 | 184 |
| MARINE CITY | | | | | | | | | | | | | | |
| 1 5400001 | 564 | 3 | 2 | 0 | 46 | 0 | 0 | 1 | 70 | 1 | 1 | 26 | 2 | 152 |
| 2 5400002 | 552 | 2 | 6 | 1 | 40 | 0 | 0 | 0 | 71 | 0 | 1 | 18 | 2 | 136 |
| CITY OF MARYSVILLE | | | | | | | | | | | | | | |
| 1 5600001 | 760 | 3 | 16 | 1 | 65 | 0 | 0 | 0 | 110 | 0 | 2 | 35 | 0 | 199 |
| 2 5600002 | 913 | 2 | 10 | 2 | 104 | 3 | 0 | 0 | 143 | 0 | 5 | 49 | 0 | 207 |
| 3 5600003 | 1038 | 4 | 10 | 0 | 134 | 0 | 0 | 0 | 170 | 0 | 4 | 54 | 1 | 258 |
| CITY OF MEMPHIS | | | | | | | | | | | | | | |
| 2 5800002 | 84 | 0 | 0 | 1 | 17 | 0 | 0 | 0 | 13 | 1 | 0 | 6 | 0 | 25 |
| CITY OF PORT HURON | | | | | | | | | | | | | | |
| 1 6200001 | 534 | 1 | 3 | 1 | 59 | 0 | 0 | 0 | 89 | 0 | 0 | 16 | 0 | 109 |
| 2 6200002 | 608 | 1 | 3 | 1 | 82 | 0 | 0 | 0 | 96 | 0 | 0 | 19 | 0 | 130 |
| 3 6200003 | 569 | 0 | 4 | 0 | 83 | 0 | 0 | 0 | 81 | 0 | 0 | 13 | 1 | 135 |
| 4 6200004 | 457 | 1 | 7 | 0 | 42 | 1 | 0 | 1 | 38 | 0 | 0 | 20 | 1 | 82 |
| 5 6200005 | 345 | 0 | 2 | 0 | 48 | 0 | 0 | 0 | 27 | 0 | 1 | 14 | 1 | 52 |
| 6 6200006 | 461 | 0 | 7 | 0 | 43 | 0 | 1 | 0 | 31 | 0 | 0 | 10 | 0 | 85 |
| 7 6200007 | 291 | 0 | 1 | 0 | 24 | 0 | 0 | 0 | 23 | 0 | 0 | 7 | 0 | 52 |
| 8 6200008 | 476 | 1 | 6 | 0 | 33 | 1 | 0 | 2 | 44 | 0 | 1 | 14 | 1 | 89 |
| 9 6200009 | 512 | 1 | 2 | 1 | 52 | 0 | 0 | 0 | 41 | 1 | 2 | 22 | 0 | 80 |
| 10 6200010 | 398 | 0 | 2 | 0 | 33 | 0 | 0 | 0 | 23 | 0 | 0 | 11 | 0 | 59 |
| AV-1 | 216 | 4 | 3 | 3 | 27 | 0 | 0 | 0 | 18 | 0 | 0 | 26 | 0 | 31 |
| AV-2 | 126 | 0 | 3 | 1 | 9 | 0 | 0 | 0 | 15 | 0 | 0 | 11 | 0 | 33 |
| AV-3 | 125 | 2 | 6 | 0 | 10 | 20 | 0 | 0 | 7 | 0 | 0 | 11 | 0 | 19 |
| AV-4 | 89 | 4 | 3 | 4 | 6 | 0 | 0 | 0 | 3 | 0 | 1 | 5 | 0 | 22 |
| AV-5 | 78 | 0 | 0 | 0 | 6 | 1 | 0 | 0 | 8 | 0 | 0 | 5 | 0 | 18 |
| AV-6 | 30 | 0 | 3 | 0 | 2 | 0 | 0 | 0 | 2 | 1 | 1 | 1 | 0 | 1 |
| AV-7 | 32 | 0 | 0 | 0 | 3 | 0 | 0 | 0 | 4 | 0 | 0 | 3 | 0 | 4 |
| AV-8 | 65 | 2 | 3 | 3 | 6 | 1 | 0 | 0 | 8 | 0 | 0 | 4 | 0 | 12 |
| AV-9 | 69 | 2 | 1 | 0 | 3 | 0 | 0 | 0 | 1 | 0 | 0 | 8 | 0 | 16 |
| AV-10 | 47 | 1 | 3 | 0 | 3 | 0 | 0 | 0 | 1 | 0 | 1 | 1 | 0 | 7 |
| CITY OF RICHMOND | | | | | | | | | | | | | | |
| 1 6300001 | 3 | 0 | 0 | 0 | 0 | 0 | 0 | 0 | 0 | 0 | 0 | 0 | 0 | 3 |
| CITY OF ST. CLAIR | | | | | | | | | | | | | | |
| 1 6400001 | 558 | 5 | 3 | 0 | 71 | 0 | 1 | 2 | 110 | 0 | 1 | 25 | 0 | 141 |
| 2 6400002 | 658 | 2 | 9 | 0 | 76 | 0 | 0 | 0 | 81 | 0 | 2 | 35 | 0 | 160 |
| 3 6400003 | 547 | 1 | 3 | 1 | 65 | 0 | 0 | 0 | 77 | 0 | 3 | 12 | 0 | 166 |
| CITY OF YALE | | | | | | | | | | | | | | |
| 1 6600001 | 372 | 2 | 4 | 0 | 61 | 0 | 0 | 2 | 41 | 0 | 2 | 29 | 0 | 106 |
| SUBTOTAL | 12687 | 48 | 136 | 20 | 1360 | 29 | 3 | 9 | 1549 | 4 | 31 | 553 | 10 | 2945 |
| TOWNSHIP TOTALS | 27315 | 113 | 305 | 31 | 3486 | 12 | 4 | 29 | 3544 | 15 | 47 | 1221 | 28 | 9050 |
| GRAND TOTALS | 40002 | 161 | 441 | 51 | 4846 | 41 | 7 | 38 | 5093 | 19 | 78 | 1774 | 38 | 11995 |

STATEMENT OF VOTES
PRESIDENTIAL PRIMARY ELECTION, TUESDAY, MARCH 8, 2016 - ST CLAIR COUNTY 74

| NAMES OF TOWNSHIPS AND ELECTION DISTRICTS ST. CLAIR 74 SECTION 1 | | Uncommitted | TOTALS |
|---|--|-------------|--------|
| Berlin Twp 0200001 | | 3 | 627 |
| Brockway Twp 0400001 | | 3 | 404 |
| Burtchville Twp | | | |
| 1 0600001 | | 0 | 212 |
| 2 0600002 | | 1 | 212 |
| 3 0600003 | | 5 | 193 |
| Casco Township | | | |
| 1 0800001 | | 2 | 245 |
| 2 0800002 | | 0 | 301 |
| AV-1 | | 5 | 88 |
| AV-2 | | 3 | 115 |
| China Township | | | |
| 1 1000001 | | 13 | 402 |
| 2 1000002 | | 6 | 271 |
| Clay Township | | | |
| 1 1200001 | | 11 | 459 |
| 2 1200002 | | | |
| 3 1200003 | | 9 | 466 |
| 4 1200004 | | 5 | 316 |
| 5 1200005 | | 6 | 512 |
| Clyde Township | | | |
| 1 1400001 | | 8 | 659 |
| 2 1400002 | | 3 | 352 |
| Columbus Township | | | |
| 1 1600001 | | 8 | 524 |
| 2 1600002 | | | |
| 3 1600003 | | 3 | 268 |
| Cottrellville 1800001 | | 14 | 647 |
| East China Charter | | | |
| 1 2000001 | | 6 | 334 |
| 2 2000002 | | 8 | 414 |
| Emmett Twp. 2200001 | | 3 | 456 |
| Fort Gratiot Township | | | |
| 1 2400001 | | 4 | 344 |
| 2 2400002 | | 0 | 499 |
| 3 2400003 | | 3 | 330 |
| 4 2400004 | | 14 | 581 |
| 5 2400005 | | 0 | 161 |
| Grant Twp. 2600001 | | 1 | 382 |
| Greenwood Township | | | |
| 1 2800001 | | 4 | 246 |
| Ira Township | | | |
| 1 3000001 | | 3 | 258 |
| 2 3000002 | | 6 | 391 |
| 3 3000003 | | 1 | 157 |
| Kenockee Twp. 3200001 | | 0 | 403 |
| Kimball Township | | | |
| 1 3400001 | | 4 | 296 |
| 2 3400002 | | 1 | 327 |
| 3 3400003 | | 4 | 381 |
| 4 3400004 | | 5 | 273 |
| Lynn Twp. 3600001 | | 2 | 194 |
| Mussey Twp. 3800001 | | 5 | 626 |
| Port Huron Charter | | | |
| 1 4000001 | | 2 | 379 |
| 2 4000002 | | 5 | 357 |
| 3 4000003 | | 6 | 294 |
| 4 4000004 | | 1 | 108 |
| 5 4000005 | | 2 | 177 |
| Riley Twp. 4200001 | | 9 | 592 |
| St. Clair Township | | | |
| 1 4400001 | | 13 | 719 |
| 2 4400002 | | 7 | 616 |
| Wales Twp. 4600001 | | 6 | 550 |
| TOWNSHIP TOTALS | | 233 | 18118 |

STATEMENT OF VOTES
PRESIDENTIAL PRIMARY ELECTION, TUESDAY, MARCH 8, 2016 - ST CLAIR COUNTY 74

| NAMES OF TOWNSHIPS AND ELECTION DISTRICTS ST. CLAIR 74 SECTION 1 | | | Uncommitted | TOTALS |
|---|----------|--|-------------|--------|
| CITY OF ALGONAC | | | | |
| 1 | 5200001 | | 13 | 324 |
| 2 | 5200002 | | 16 | 337 |
| MARINE CITY | | | | |
| 1 | 5400001 | | 8 | 312 |
| 2 | 5400002 | | 7 | 284 |
| CITY OF MARYSVILLE | | | | |
| 1 | 5600001 | | 7 | 438 |
| 2 | 5600002 | | 14 | 539 |
| 3 | 5600003 | | 18 | 653 |
| CITY OF MEMPHIS | | | | |
| 2 | 5800002 | | 0 | 63 |
| CITY OF PORT HURON | | | | |
| 1 | 6200001 | | 3 | 281 |
| 2 | 6200002 | | 2 | 334 |
| 3 | 6200003 | | 5 | 322 |
| 4 | 6200004 | | 0 | 193 |
| 5 | 6200005 | | 0 | 145 |
| 6 | 6200006 | | 3 | 180 |
| 7 | 6200007 | | 2 | 109 |
| 8 | 6200008 | | 2 | 194 |
| 9 | 6200009 | | 4 | 206 |
| 10 | 6200010 | | 0 | 128 |
| AV-1 | | | 17 | 129 |
| AV-2 | | | 4 | 76 |
| AV-3 | | | 7 | 82 |
| AV-4 | | | 5 | 53 |
| AV-5 | | | 4 | 42 |
| AV-6 | | | 0 | 11 |
| AV-7 | | | 0 | 14 |
| AV-8 | | | 6 | 45 |
| AV-9 | | | 3 | 34 |
| AV-10 | | | 2 | 19 |
| | | | | 0 |
| CITY OF RICHMOND | | | | |
| 1 | 63000001 | | 0 | 3 |
| | | | | 0 |
| CITY OF ST. CLAIR | | | | |
| 1 | 6400001 | | 8 | 367 |
| 2 | 6400002 | | 11 | 376 |
| 3 | 6400003 | | 4 | 332 |
| CITY OF YALE | | | | |
| 1 | 6600001 | | 3 | 250 |
| SUBTOTAL | | | 178 | 6875 |
| TOWNSHIP TOTALS | | | 233 | 17885 |
| GRAND TOTALS | | | 411 | 24582 |

STATEMENT OF VOTES
PRESIDENTIAL PRIMARY ELECTION, TUESDAY, MARCH 8, 2016 - ST CLAIR COUNTY 74

| PRESIDENTIAL PRIMARY | | | | | | |
|---|-----------------|---------------------------|--------------------|----------------|-------------|--------|
| NAMES OF TOWNSHIPS AND ELECTION DISTRICTS ST. CLAIR 74 SECTION 1 | DEMOCRATIC | | | | | |
| | Hillary Clinton | Roque Rocky DeLaFuente | Martin J. O'Malley | Bernie Sanders | Uncommitted | TOTALS |
| Berlin Twp 0200001 | 61 | 0 | 0 | 140 | 3 | 204 |
| Brockway Twp 0400001 | 38 | 0 | 0 | 96 | 6 | 140 |
| Burtchville Twp | | | | | | |
| 1 0600001 | 43 | 0 | 0 | 71 | 1 | 115 |
| 2 0600002 | 46 | 1 | 1 | 70 | 4 | 122 |
| 3 0600003 | 55 | 0 | 1 | 90 | 2 | 148 |
| Casco Township | | | | | | |
| 1 0800001 | 37 | 0 | 0 | 51 | 2 | 90 |
| 2 0800002 | 29 | 0 | 0 | 75 | 1 | 105 |
| AV-1 | 13 | 0 | 0 | 12 | 4 | 29 |
| AV-2 | 24 | 0 | 3 | 19 | 5 | 51 |
| China Township | | | | | | |
| 1 1000001 | 67 | 0 | 1 | 135 | 4 | 207 |
| 2 1000002 | 45 | 1 | 0 | 82 | 3 | 131 |
| Clay Township | | | | | | |
| 1 1200001 | 79 | 0 | 2 | 120 | 7 | 208 |
| 2 1200002 | | | | | | 0 |
| 3 1200003 | 86 | 1 | 1 | 93 | 12 | 193 |
| 4 1200004 | 73 | 1 | 0 | 54 | 2 | 130 |
| 5 1200005 | 90 | 0 | 1 | 123 | 6 | 220 |
| Clyde Township | | | | | | |
| 1 1400001 | 116 | 0 | 2 | 195 | 10 | 323 |
| 2 1400002 | 68 | 1 | 1 | 110 | 5 | 185 |
| Columbus Township | | | | | | |
| 1 1600001 | 59 | 1 | 1 | 102 | 3 | 166 |
| 2 1600002 | | | | | | 0 |
| 3 1600003 | 49 | 0 | 0 | 87 | 1 | 137 |
| Cottrellville 1800001 | 110 | 0 | 1 | 174 | 6 | 291 |
| East China Charter | | | | | | |
| 1 2000001 | 69 | 0 | 1 | 92 | 5 | 167 |
| 2 2000002 | 93 | 1 | 0 | 103 | 7 | 204 |
| Emmett Twp. 2200001 | 116 | 1 | 0 | 115 | 8 | 240 |
| Fort Gratiot Township | | | | | | |
| 1 2400001 | 117 | 0 | 0 | 128 | 7 | 252 |
| 2 2400002 | 96 | 0 | 1 | 142 | 4 | 243 |
| 3 2400003 | 95 | 0 | 1 | 121 | 1 | 218 |
| 4 2400004 | 147 | 0 | 0 | 212 | 10 | 369 |
| 5 2400005 | 58 | 0 | 0 | 45 | 7 | 110 |
| Grant Twp. 2600001 | 48 | 1 | 0 | 119 | 2 | 170 |
| Greenwood Township | | | | | | |
| 1 2800001 | 49 | 0 | 1 | 91 | 1 | 142 |
| Ira Township | | | | | | |
| 1 3000001 | 45 | 0 | 3 | 44 | 3 | 95 |
| 2 3000002 | 45 | 1 | 2 | 85 | 0 | 133 |
| 3 3000003 | 39 | 0 | 0 | 64 | 3 | 106 |
| Kenockee Twp. 3200001 | 92 | 0 | 0 | 97 | 1 | 190 |
| Kimball Township | | | | | | 0 |
| 1 3400001 | 84 | 0 | 1 | 109 | 4 | 198 |
| 2 3400002 | 109 | 1 | 1 | 108 | 6 | 225 |
| 3 3400003 | 82 | 0 | 0 | 130 | 2 | 214 |
| 4 3400004 | 83 | 0 | 0 | 105 | 8 | 196 |
| Lynn Twp. 3600001 | 39 | 1 | 0 | 58 | 2 | 100 |
| Mussey Twp. 3800001 | 98 | 0 | 0 | 130 | 5 | 233 |
| Port Huron Charter | | | | | | |
| 1 4000001 | 75 | 0 | 0 | 102 | 3 | 180 |
| 2 4000002 | 115 | 0 | 0 | 109 | 7 | 231 |
| 3 4000003 | 85 | 0 | 0 | 123 | 7 | 215 |
| 4 4000004 | 61 | 0 | 0 | 65 | 2 | 128 |
| 5 4000005 | 90 | 0 | 1 | 117 | 4 | 212 |
| Riley Twp. 4200001 | 88 | 1 | 0 | 140 | 4 | 233 |
| St. Clair Township | | | | | | |
| 1 4400001 | 107 | 0 | 1 | 183 | 8 | 299 |
| 2 4400002 | 125 | 2 | 4 | 174 | 4 | 309 |
| Wales Twp. 4600001 | 127 | 1 | 2 | 155 | 8 | 293 |
| TOWNSHIP TOTALS | 3665 | 16 | 34 | 5165 | 220 | 9100 |

STATEMENT OF VOTES
 PRESIDENTIAL PRIMARY ELECTION, TUESDAY, MARCH 8, 2016 - ST CLAIR COUNTY 74

| PRESIDENTIAL PRIMARY | | | | | | | |
|---|----------|-----------------|---------------------------|--------------------|----------------|-------------|--------|
| | | DEMOCRATIC | | | | | |
| NAMES OF TOWNSHIPS AND ELECTION DISTRICTS ST. CLAIR 74 SECTION 1 | | Hillary Clinton | Roque Rocky DeLaFuente | Martin J. O'Malley | Bernie Sanders | Uncommitted | TOTALS |
| CITY OF ALGONAC | | | | | | | |
| 1 | 5200001 | 76 | 1 | 0 | 129 | 4 | 210 |
| 2 | 5200002 | 97 | 0 | 0 | 105 | 16 | 218 |
| MARINE CITY | | | | | | | |
| 1 | 5400001 | 82 | 0 | 1 | 128 | 10 | 221 |
| 2 | 5400002 | 100 | 0 | 0 | 122 | 14 | 236 |
| CITY OF MARYSVILLE | | | | | | | |
| 1 | 5600001 | 136 | 0 | 3 | 173 | 7 | 319 |
| 2 | 5600002 | 169 | 1 | 1 | 181 | 22 | 374 |
| 3 | 5600003 | 148 | 0 | 0 | 219 | 16 | 383 |
| CITY OF MEMPHIS | | | | | | | |
| 2 | 5800002 | 9 | 0 | 0 | 11 | 0 | 20 |
| CITY OF PORT HURON | | | | | | | |
| 1 | 6200001 | 97 | 0 | 0 | 152 | 2 | 251 |
| 2 | 6200002 | 92 | 1 | 0 | 178 | 1 | 272 |
| 3 | 6200003 | 78 | 0 | 0 | 167 | 1 | 246 |
| 4 | 6200004 | 71 | 0 | 0 | 189 | 4 | 264 |
| 5 | 6200005 | 58 | 0 | 0 | 141 | 1 | 200 |
| 6 | 6200006 | 102 | 0 | 2 | 175 | 2 | 281 |
| 7 | 6200007 | 59 | 0 | 0 | 122 | 1 | 182 |
| 8 | 6200008 | 108 | 1 | 1 | 171 | 0 | 281 |
| 9 | 6200009 | 120 | 0 | 0 | 183 | 3 | 306 |
| 10 | 6200010 | 154 | 0 | 0 | 114 | 1 | 269 |
| AV-1 | | 51 | 0 | 1 | 25 | 6 | 83 |
| AV-2 | | 29 | 0 | 0 | 16 | 5 | 50 |
| AV-3 | | 37 | 0 | 0 | 18 | 6 | 61 |
| AV-4 | | 15 | 0 | 0 | 15 | 6 | 36 |
| AV-5 | | 27 | 0 | 0 | 8 | 0 | 35 |
| AV-6 | | 11 | 0 | 0 | 4 | 4 | 19 |
| AV-7 | | 12 | 0 | 0 | 3 | 2 | 17 |
| AV-8 | | 16 | 0 | 0 | 4 | 0 | 20 |
| AV-9 | | 22 | 0 | 0 | 8 | 4 | 34 |
| AV-10 | | 20 | 0 | 1 | 6 | 1 | 28 |
| | | | | | | | 0 |
| CITY OF RICHMOND | | | | | | | 0 |
| 1 | 63000001 | 0 | 0 | 0 | 0 | 0 | 0 |
| CITY OF ST. CLAIR | | | | | | | |
| 1 | 6400001 | 83 | 0 | 0 | 90 | 6 | 179 |
| 2 | 6400002 | 95 | 0 | 0 | 154 | 6 | 255 |
| 3 | 6400003 | 85 | 0 | 0 | 102 | 7 | 194 |
| CITY OF YALE | | | | | | | |
| 1 | 6600001 | 49 | 0 | 1 | 69 | 1 | 120 |
| SUBTOTAL | | 2308 | 4 | 11 | 3182 | 159 | 5664 |
| TOWNSHIP TOTALS | | 3665 | 16 | 34 | 5165 | 220 | 8880 |
| GRAND TOTALS | | 5973 | 20 | 45 | 8347 | 379 | 14385 |

Statement of Votes Cast

St. Joseph County, MI

2016 Presidential Primary

SOVC For Jurisdiction Wide, All Counters, All Races

UNOFFICIAL ELECTION RESULT - *Certified*

Date:03/09/16

Time:00:13:54

Page:1 of 6

3/9/2016

| | TURN OUT |
|-----------------------------------|---------------|
| | Cards Cast |
| Jurisdiction Wide | |
| Burr Oak Township, Precinct 1 | 498 |
| Colon Township, Precinct 1 | 622 |
| Constantine Township, Precinct 1 | 403 |
| Constantine Township, Precinct 2 | 283 |
| Fabius Township, Precinct 1 | 918 |
| Fawn River Township, Precinct 1 | 289 |
| Florence Township, Precinct 1 | 257 |
| Flowerfield Township, Precinct 1 | 348 |
| Leonidas Township, Precinct 1 | 251 |
| Lockport Township, Precinct 1 | 840 |
| Lockport Township, Precinct 2 | 278 |
| Mendon Township, Precinct 1 | 605 |
| Mottville Township, Precinct 1 | 263 |
| Nottawa Township, Precinct 1 | 703 |
| Park Township, Precinct 1 | 628 |
| Sherman Township, Precinct 1 | 779 |
| Sturgis Township, Precinct 1 | 345 |
| White Pigeon Township, Precinct 1 | 767 |
| City of Sturgis, Precinct 1 | 573 |
| City of Sturgis, Precinct 2 | 202 |
| City of Sturgis, Precinct 3 | 220 |
| City of Sturgis, Precinct 4 | 357 |
| City of Three Rivers, Precinct 1 | 650 |
| City of Three Rivers, Precinct 2 | 607 |
| Total | 11686 |

Statement of Votes Cast
St. Joseph County, MI
2016 Presidential Primary
SOVC For Jurisdiction Wide, All Counters, All Races
UNOFFICIAL ELECTION RESULT

Date:03/09/16

Time:00:13:54

Page:2 of 6

| | REP President | | | | | | | | | | |
|-----------------------------------|----------------|----------------|-------|------------------|-------|-------------------------|-------|----------------|--------|------------------------|-------|
| | Total Votes | Jeb Bush (REP) | | Ben Carson (REP) | | Chris Christie (REP) | | Ted Cruz (REP) | | Carly Fiorina (REP) | |
| Jurisdiction Wide | | | | | | | | | | | |
| Burr Oak Township, Precinct 1 | 349 | 1 | 0.29% | 4 | 1.15% | 0 | 0.00% | 124 | 35.53% | 1 | 0.29% |
| Colon Township, Precinct 1 | 451 | 4 | 0.89% | 16 | 3.55% | 0 | 0.00% | 129 | 28.60% | 0 | 0.00% |
| Constantine Township, Precinct 1 | 268 | 0 | 0.00% | 6 | 2.24% | 0 | 0.00% | 103 | 38.43% | 0 | 0.00% |
| Constantine Township, Precinct 2 | 188 | 1 | 0.53% | 2 | 1.06% | 0 | 0.00% | 58 | 30.85% | 0 | 0.00% |
| Fabius Township, Precinct 1 | 627 | 4 | 0.64% | 14 | 2.23% | 1 | 0.16% | 169 | 26.95% | 0 | 0.00% |
| Fawn River Township, Precinct 1 | 223 | 0 | 0.00% | 2 | 0.90% | 0 | 0.00% | 80 | 35.87% | 0 | 0.00% |
| Florence Township, Precinct 1 | 197 | 0 | 0.00% | 3 | 1.52% | 0 | 0.00% | 71 | 36.04% | 0 | 0.00% |
| Flowerfield Township, Precinct 1 | 255 | 2 | 0.78% | 3 | 1.18% | 0 | 0.00% | 85 | 33.33% | 0 | 0.00% |
| Leonidas Township, Precinct 1 | 184 | 1 | 0.54% | 4 | 2.17% | 0 | 0.00% | 94 | 51.09% | 0 | 0.00% |
| Lockport Township, Precinct 1 | 490 | 1 | 0.20% | 5 | 1.02% | 0 | 0.00% | 164 | 33.47% | 0 | 0.00% |
| Lockport Township, Precinct 2 | 170 | 0 | 0.00% | 3 | 1.76% | 3 | 1.76% | 56 | 32.94% | 0 | 0.00% |
| Mendon Township, Precinct 1 | 406 | 1 | 0.25% | 14 | 3.45% | 1 | 0.25% | 119 | 29.31% | 0 | 0.00% |
| Mottville Township, Precinct 1 | 196 | 4 | 2.04% | 2 | 1.02% | 0 | 0.00% | 87 | 44.39% | 1 | 0.51% |
| Nottawa Township, Precinct 1 | 502 | 4 | 0.80% | 6 | 1.20% | 1 | 0.20% | 184 | 36.65% | 0 | 0.00% |
| Park Township, Precinct 1 | 408 | 3 | 0.74% | 16 | 3.92% | 1 | 0.25% | 107 | 26.23% | 0 | 0.00% |
| Sherman Township, Precinct 1 | 585 | 5 | 0.85% | 9 | 1.54% | 2 | 0.34% | 215 | 36.75% | 0 | 0.00% |
| Sturgis Township, Precinct 1 | 260 | 0 | 0.00% | 2 | 0.77% | 0 | 0.00% | 91 | 35.00% | 1 | 0.38% |
| White Pigeon Township, Precinct 1 | 577 | 8 | 1.39% | 8 | 1.39% | 2 | 0.35% | 215 | 37.26% | 0 | 0.00% |
| City of Sturgis, Precinct 1 | 409 | 5 | 1.22% | 7 | 1.71% | 0 | 0.00% | 145 | 35.45% | 0 | 0.00% |
| City of Sturgis, Precinct 2 | 109 | 1 | 0.92% | 4 | 3.67% | 0 | 0.00% | 27 | 24.77% | 0 | 0.00% |
| City of Sturgis, Precinct 3 | 141 | 1 | 0.71% | 1 | 0.71% | 0 | 0.00% | 50 | 35.46% | 1 | 0.71% |
| City of Sturgis, Precinct 4 | 244 | 0 | 0.00% | 3 | 1.23% | 0 | 0.00% | 101 | 41.39% | 0 | 0.00% |
| City of Three Rivers, Precinct 1 | 347 | 3 | 0.86% | 7 | 2.02% | 5 | 1.44% | 101 | 29.11% | 0 | 0.00% |
| City of Three Rivers, Precinct 2 | 267 | 2 | 0.75% | 6 | 2.25% | 1 | 0.37% | 80 | 29.96% | 0 | 0.00% |
| Total | 7853 | 51 | 0.65% | 147 | 1.87% | 17 | 0.22% | 2655 | 33.81% | 4 | 0.05% |

Statement of Votes Cast
St. Joseph County, MI
2016 Presidential Primary
SOVC For Jurisdiction Wide, All Counters, All Races
UNOFFICIAL ELECTION RESULT

Date:03/09/16

Time:00:13:55

Page:3 of 6

| | REP President | | | | | | | | | | | |
|-----------------------------------|-------------------------|-------|------------------------|-------|-------------------------|--------|------------------------|-------|-----------------|-------|----------------------|--------|
| | Lindsey Graham (REP) | | Mike Huckabee (REP) | | John R. Kasich (REP) | | George Pataki (REP) | | Rand Paul (REP) | | Marco Rubio (REP) | |
| Jurisdiction Wide | | | | | | | | | | | | |
| Burr Oak Township, Precinct 1 | 0 | 0.00% | 0 | 0.00% | 72 | 20.63% | 0 | 0.00% | 1 | 0.29% | 20 | 5.73% |
| Colon Township, Precinct 1 | 0 | 0.00% | 1 | 0.22% | 93 | 20.62% | 0 | 0.00% | 2 | 0.44% | 27 | 5.99% |
| Constantine Township, Precinct 1 | 0 | 0.00% | 0 | 0.00% | 58 | 21.64% | 0 | 0.00% | 0 | 0.00% | 14 | 5.22% |
| Constantine Township, Precinct 2 | 0 | 0.00% | 0 | 0.00% | 35 | 18.62% | 0 | 0.00% | 2 | 1.06% | 17 | 9.04% |
| Fabius Township, Precinct 1 | 0 | 0.00% | 1 | 0.16% | 168 | 26.79% | 0 | 0.00% | 4 | 0.64% | 68 | 10.85% |
| Fawn River Township, Precinct 1 | 0 | 0.00% | 0 | 0.00% | 42 | 18.83% | 0 | 0.00% | 1 | 0.45% | 12 | 5.38% |
| Florence Township, Precinct 1 | 0 | 0.00% | 1 | 0.51% | 29 | 14.72% | 0 | 0.00% | 0 | 0.00% | 13 | 6.60% |
| Flowerfield Township, Precinct 1 | 0 | 0.00% | 1 | 0.39% | 41 | 16.08% | 1 | 0.39% | 0 | 0.00% | 16 | 6.27% |
| Leonidas Township, Precinct 1 | 0 | 0.00% | 0 | 0.00% | 27 | 14.67% | 0 | 0.00% | 0 | 0.00% | 7 | 3.80% |
| Lockport Township, Precinct 1 | 0 | 0.00% | 1 | 0.20% | 114 | 23.27% | 0 | 0.00% | 3 | 0.61% | 56 | 11.43% |
| Lockport Township, Precinct 2 | 1 | 0.59% | 1 | 0.59% | 40 | 23.53% | 1 | 0.59% | 0 | 0.00% | 15 | 8.82% |
| Mendon Township, Precinct 1 | 0 | 0.00% | 1 | 0.25% | 109 | 26.85% | 1 | 0.25% | 0 | 0.00% | 31 | 7.64% |
| Mottville Township, Precinct 1 | 0 | 0.00% | 0 | 0.00% | 27 | 13.78% | 0 | 0.00% | 0 | 0.00% | 8 | 4.08% |
| Nottawa Township, Precinct 1 | 1 | 0.20% | 1 | 0.20% | 118 | 23.51% | 0 | 0.00% | 2 | 0.40% | 26 | 5.18% |
| Park Township, Precinct 1 | 0 | 0.00% | 0 | 0.00% | 101 | 24.75% | 0 | 0.00% | 1 | 0.25% | 42 | 10.29% |
| Sherman Township, Precinct 1 | 0 | 0.00% | 4 | 0.68% | 140 | 23.93% | 0 | 0.00% | 1 | 0.17% | 38 | 6.50% |
| Sturgis Township, Precinct 1 | 0 | 0.00% | 0 | 0.00% | 57 | 21.92% | 0 | 0.00% | 0 | 0.00% | 26 | 10.00% |
| White Pigeon Township, Precinct 1 | 0 | 0.00% | 1 | 0.17% | 107 | 18.54% | 0 | 0.00% | 2 | 0.35% | 26 | 4.51% |
| City of Sturgis, Precinct 1 | 0 | 0.00% | 0 | 0.00% | 103 | 25.18% | 0 | 0.00% | 2 | 0.49% | 34 | 8.31% |
| City of Sturgis, Precinct 2 | 0 | 0.00% | 0 | 0.00% | 32 | 29.36% | 0 | 0.00% | 0 | 0.00% | 5 | 4.59% |
| City of Sturgis, Precinct 3 | 0 | 0.00% | 0 | 0.00% | 29 | 20.57% | 0 | 0.00% | 0 | 0.00% | 8 | 5.67% |
| City of Sturgis, Precinct 4 | 0 | 0.00% | 0 | 0.00% | 46 | 18.85% | 1 | 0.41% | 0 | 0.00% | 26 | 10.66% |
| City of Three Rivers, Precinct 1 | 2 | 0.58% | 0 | 0.00% | 59 | 17.00% | 0 | 0.00% | 1 | 0.29% | 44 | 12.68% |
| City of Three Rivers, Precinct 2 | 1 | 0.37% | 0 | 0.00% | 44 | 16.48% | 1 | 0.37% | 0 | 0.00% | 21 | 7.87% |
| Total | 5 | 0.06% | 13 | 0.17% | 1691 | 21.53% | 5 | 0.06% | 22 | 0.28% | 600 | 7.64% |

Statement of Votes Cast
St. Joseph County, MI
2016 Presidential Primary
SOVC For Jurisdiction Wide, All Counters, All Races
UNOFFICIAL ELECTION RESULT

Date:03/09/16

Time:00:13:55

Page:4 of 6

| | REP President | | | | | |
|-----------------------------------|------------------------|-------|--------------------------|--------|-------------|-------|
| | Rick Santorum (REP) | | Donald J. Trump (REP) | | Uncommitted | |
| Jurisdiction Wide | | | | | | |
| Burr Oak Township, Precinct 1 | 0 | 0.00% | 123 | 35.24% | 3 | 0.86% |
| Colon Township, Precinct 1 | 0 | 0.00% | 171 | 37.92% | 8 | 1.77% |
| Constantine Township, Precinct 1 | 0 | 0.00% | 87 | 32.46% | 0 | 0.00% |
| Constantine Township, Precinct 2 | 1 | 0.53% | 71 | 37.77% | 1 | 0.53% |
| Fabius Township, Precinct 1 | 1 | 0.16% | 186 | 29.67% | 10 | 1.59% |
| Fawn River Township, Precinct 1 | 0 | 0.00% | 84 | 37.67% | 2 | 0.90% |
| Florence Township, Precinct 1 | 0 | 0.00% | 80 | 40.61% | 0 | 0.00% |
| Flowerfield Township, Precinct 1 | 1 | 0.39% | 100 | 39.22% | 5 | 1.96% |
| Leonidas Township, Precinct 1 | 0 | 0.00% | 50 | 27.17% | 1 | 0.54% |
| Lockport Township, Precinct 1 | 2 | 0.41% | 127 | 25.92% | 17 | 3.47% |
| Lockport Township, Precinct 2 | 0 | 0.00% | 48 | 28.24% | 2 | 1.18% |
| Mendon Township, Precinct 1 | 1 | 0.25% | 123 | 30.30% | 5 | 1.23% |
| Mottville Township, Precinct 1 | 0 | 0.00% | 64 | 32.65% | 3 | 1.53% |
| Nottawa Township, Precinct 1 | 2 | 0.40% | 153 | 30.48% | 4 | 0.80% |
| Park Township, Precinct 1 | 0 | 0.00% | 130 | 31.86% | 7 | 1.72% |
| Sherman Township, Precinct 1 | 0 | 0.00% | 170 | 29.06% | 1 | 0.17% |
| Sturgis Township, Precinct 1 | 0 | 0.00% | 82 | 31.54% | 1 | 0.38% |
| White Pigeon Township, Precinct 1 | 1 | 0.17% | 198 | 34.32% | 9 | 1.56% |
| City of Sturgis, Precinct 1 | 0 | 0.00% | 108 | 26.41% | 4 | 0.98% |
| City of Sturgis, Precinct 2 | 0 | 0.00% | 40 | 36.70% | 0 | 0.00% |
| City of Sturgis, Precinct 3 | 0 | 0.00% | 49 | 34.75% | 2 | 1.42% |
| City of Sturgis, Precinct 4 | 0 | 0.00% | 67 | 27.46% | 0 | 0.00% |
| City of Three Rivers, Precinct 1 | 0 | 0.00% | 116 | 33.43% | 9 | 2.59% |
| City of Three Rivers, Precinct 2 | 1 | 0.37% | 101 | 37.83% | 9 | 3.37% |
| Total | 10 | 0.13% | 2528 | 32.19% | 103 | 1.31% |

Statement of Votes Cast

St. Joseph County, MI

2016 Presidential Primary

SOVC For Jurisdiction Wide, All Counters, All Races

UNOFFICIAL ELECTION RESULT

Date:03/09/16

Time:00:13:55

Page:5 of 6

| | DEM President | | | | | | | | | | |
|-----------------------------------|----------------|--------------------------|--------|------------------------------|-------|-----------------------------|-------|-------------------------|--------|-------------|-------|
| | Total Votes | Hillary Clinton (DEM) | | Rocky De La Fuentes (DEM) | | Martin J. O'Malley (DEM) | | Bernie Sanders (DEM) | | Uncommitted | |
| Jurisdiction Wide | | | | | | | | | | | |
| Burr Oak Township, Precinct 1 | 149 | 48 | 32.21% | 0 | 0.00% | 0 | 0.00% | 100 | 67.11% | 1 | 0.67% |
| Colon Township, Precinct 1 | 171 | 77 | 45.03% | 0 | 0.00% | 2 | 1.17% | 89 | 52.05% | 2 | 1.17% |
| Constantine Township, Precinct 1 | 133 | 46 | 34.59% | 0 | 0.00% | 0 | 0.00% | 87 | 65.41% | 0 | 0.00% |
| Constantine Township, Precinct 2 | 95 | 28 | 29.47% | 0 | 0.00% | 0 | 0.00% | 65 | 68.42% | 2 | 2.11% |
| Fabius Township, Precinct 1 | 279 | 110 | 39.43% | 0 | 0.00% | 1 | 0.36% | 165 | 59.14% | 3 | 1.08% |
| Fawn River Township, Precinct 1 | 66 | 26 | 39.39% | 0 | 0.00% | 0 | 0.00% | 38 | 57.58% | 2 | 3.03% |
| Florence Township, Precinct 1 | 60 | 16 | 26.67% | 0 | 0.00% | 1 | 1.67% | 41 | 68.33% | 2 | 3.33% |
| Flowerfield Township, Precinct 1 | 88 | 34 | 38.64% | 0 | 0.00% | 0 | 0.00% | 53 | 60.23% | 1 | 1.14% |
| Leonidas Township, Precinct 1 | 67 | 28 | 41.79% | 1 | 1.49% | 0 | 0.00% | 38 | 56.72% | 0 | 0.00% |
| Lockport Township, Precinct 1 | 280 | 134 | 47.86% | 0 | 0.00% | 4 | 1.43% | 136 | 48.57% | 5 | 1.79% |
| Lockport Township, Precinct 2 | 87 | 41 | 47.13% | 0 | 0.00% | 0 | 0.00% | 44 | 50.57% | 2 | 2.30% |
| Mendon Township, Precinct 1 | 198 | 79 | 39.90% | 1 | 0.51% | 0 | 0.00% | 115 | 58.08% | 3 | 1.52% |
| Mottville Township, Precinct 1 | 66 | 21 | 31.82% | 0 | 0.00% | 0 | 0.00% | 44 | 66.67% | 1 | 1.52% |
| Nottawa Township, Precinct 1 | 201 | 82 | 40.80% | 0 | 0.00% | 0 | 0.00% | 117 | 58.21% | 2 | 1.00% |
| Park Township, Precinct 1 | 209 | 92 | 44.02% | 0 | 0.00% | 0 | 0.00% | 112 | 53.59% | 5 | 2.39% |
| Sherman Township, Precinct 1 | 194 | 71 | 36.60% | 0 | 0.00% | 0 | 0.00% | 122 | 62.89% | 1 | 0.52% |
| Sturgis Township, Precinct 1 | 85 | 30 | 35.29% | 0 | 0.00% | 0 | 0.00% | 53 | 62.35% | 2 | 2.35% |
| White Pigeon Township, Precinct 1 | 190 | 79 | 41.58% | 0 | 0.00% | 3 | 1.58% | 101 | 53.16% | 6 | 3.16% |
| City of Sturgis, Precinct 1 | 164 | 56 | 34.15% | 1 | 0.61% | 0 | 0.00% | 104 | 63.41% | 3 | 1.83% |
| City of Sturgis, Precinct 2 | 93 | 21 | 22.58% | 1 | 1.08% | 1 | 1.08% | 69 | 74.19% | 1 | 1.08% |
| City of Sturgis, Precinct 3 | 79 | 15 | 18.99% | 0 | 0.00% | 0 | 0.00% | 64 | 81.01% | 0 | 0.00% |
| City of Sturgis, Precinct 4 | 113 | 37 | 32.74% | 0 | 0.00% | 0 | 0.00% | 76 | 67.26% | 0 | 0.00% |
| City of Three Rivers, Precinct 1 | 281 | 90 | 32.03% | 0 | 0.00% | 0 | 0.00% | 189 | 67.26% | 2 | 0.71% |
| City of Three Rivers, Precinct 2 | 326 | 121 | 37.12% | 0 | 0.00% | 1 | 0.31% | 197 | 60.43% | 6 | 1.84% |
| Total | 3674 | 1382 | 37.62% | 4 | 0.11% | 13 | 0.35% | 2219 | 60.40% | 52 | 1.42% |

Statement of Votes Cast
St. Joseph County, MI
2016 Presidential Primary
SOVC For Jurisdiction Wide, All Counters, All Races
UNOFFICIAL ELECTION RESULT

Date:03/09/16
Time:00:13:55
Page:6 of 6

| | Lockport Twp Prop | | | | | Three Rivers Sch Prop | | | | |
|-----------------------------------|-------------------|-----|--------|-----|--------|-----------------------|------|--------|------|--------|
| | Total Votes | YES | | NO | | Total Votes | YES | | NO | |
| Jurisdiction Wide | | | | | | | | | | |
| Burr Oak Township, Precinct 1 | - | - | - | - | - | - | - | - | - | - |
| Colon Township, Precinct 1 | - | - | - | - | - | - | - | - | - | - |
| Constantine Township, Precinct 1 | - | - | - | - | - | 38 | 13 | 34.21% | 25 | 65.79% |
| Constantine Township, Precinct 2 | - | - | - | - | - | - | - | - | - | - |
| Fabius Township, Precinct 1 | - | - | - | - | - | 894 | 343 | 38.37% | 551 | 61.63% |
| Fawn River Township, Precinct 1 | - | - | - | - | - | - | - | - | - | - |
| Florence Township, Precinct 1 | - | - | - | - | - | 19 | 7 | 36.84% | 12 | 63.16% |
| Flowerfield Township, Precinct 1 | - | - | - | - | - | 285 | 86 | 30.18% | 199 | 69.82% |
| Leonidas Township, Precinct 1 | - | - | - | - | - | - | - | - | - | - |
| Lockport Township, Precinct 1 | 823 | 315 | 38.27% | 508 | 61.73% | 755 | 260 | 34.44% | 495 | 65.56% |
| Lockport Township, Precinct 2 | 271 | 83 | 30.63% | 188 | 69.37% | 150 | 52 | 34.67% | 98 | 65.33% |
| Mendon Township, Precinct 1 | - | - | - | - | - | - | - | - | - | - |
| Mottville Township, Precinct 1 | - | - | - | - | - | - | - | - | - | - |
| Nottawa Township, Precinct 1 | - | - | - | - | - | - | - | - | - | - |
| Park Township, Precinct 1 | - | - | - | - | - | 392 | 169 | 43.11% | 223 | 56.89% |
| Sherman Township, Precinct 1 | - | - | - | - | - | - | - | - | - | - |
| Sturgis Township, Precinct 1 | - | - | - | - | - | - | - | - | - | - |
| White Pigeon Township, Precinct 1 | - | - | - | - | - | - | - | - | - | - |
| City of Sturgis, Precinct 1 | - | - | - | - | - | - | - | - | - | - |
| City of Sturgis, Precinct 2 | - | - | - | - | - | - | - | - | - | - |
| City of Sturgis, Precinct 3 | - | - | - | - | - | - | - | - | - | - |
| City of Sturgis, Precinct 4 | - | - | - | - | - | - | - | - | - | - |
| City of Three Rivers, Precinct 1 | - | - | - | - | - | 624 | 288 | 46.15% | 336 | 53.85% |
| City of Three Rivers, Precinct 2 | - | - | - | - | - | 584 | 283 | 48.46% | 301 | 51.54% |
| Total | 1094 | 398 | 36.38% | 696 | 63.62% | 3741 | 1501 | 40.12% | 2240 | 59.88% |

March 8, 2016

Precinct Report

MI County

Official

Akron Township Precinct 1

| Registration & Turnout | 1,051 | |
|------------------------|------------|---------------|
| Polling Place Turnout | 387 | 36.82% |
| Manual Entry Turnout | 0 | 0.00% |
| SPR Host Turnout | 0 | 0.00% |
| County Clerk Turnout | 0 | 0.00% |
| Total... | 387 | 36.82% |

| Non Partisan Registration & Turnout | 0 | |
|-------------------------------------|-----------|--------------|
| Polling Place Turnout | 12 | 0.00% |
| Manual Entry Turnout | 0 | 0.00% |
| SPR Host Turnout | 0 | 0.00% |
| County Clerk Turnout | 0 | 0.00% |
| Total... | 12 | 0.00% |

| Republican Registration & Turnout | 0 | |
|-----------------------------------|------------|--------------|
| Polling Place Turnout | 271 | 0.00% |
| Manual Entry Turnout | 0 | 0.00% |
| SPR Host Turnout | 0 | 0.00% |
| County Clerk Turnout | 0 | 0.00% |
| Total... | 271 | 0.00% |

| Democratic Registration & Turnout | 0 | |
|-----------------------------------|------------|--------------|
| Polling Place Turnout | 104 | 0.00% |
| Manual Entry Turnout | 0 | 0.00% |
| SPR Host Turnout | 0 | 0.00% |
| County Clerk Turnout | 0 | 0.00% |
| Total... | 104 | 0.00% |

| REP - President of the United States 10th | (Final) | |
|---|------------|---------------|
| Jeb Bush | 2 | 0.74% |
| Ben Carson | 0 | 0.00% |
| Chris Christie | 1 | 0.37% |
| Ted Cruz | 89 | 32.84% |
| Carly Fiorina | 0 | 0.00% |
| Lindsey Graham | 0 | 0.00% |
| Mike Huckabee | 1 | 0.37% |
| John R. Kasich | 53 | 19.56% |
| George Pataki | 0 | 0.00% |
| Rand Paul | 3 | 1.11% |
| Marco Rubio | 32 | 11.81% |
| Rick Santorum | 0 | 0.00% |
| Donald J. Trump | 86 | 31.73% |
| Uncommitted | 4 | 1.48% |
| Write-In | 0 | 0.00% |
| Total... | 271 | 0.00% |

| DEM - President of the United States 10th | (Final) | |
|---|---------|--------|
| Hillary Clinton | 58 | 56.31% |
| Roque Rocky De La Fuente | 0 | 0.00% |
| Martin J. O'Malley | 0 | 0.00% |
| Bernie Sanders | 41 | 39.81% |
| Uncommitted | 4 | 3.88% |

Akron Township Precinct 1

| DEM - President of the United States 10th | (Final) | |
|---|------------|----------------|
| Write-In | 0 | 0.00% |
| Total... | 103 | 0.00% |
| Tuscola County MSU Extension | (Final) | |
| Yes | 281 | 73.95% |
| No | 99 | 26.05% |
| Total... | 380 | 100.00% |

I hereby certify that I have compared
this copy with the record on file in
the Tuscola County Clerk's Office and
that it is a correct and true copy.

MAR 14 2016

Tuscola County Clerk's Office

for *[Signature]*
Tuscola County Clerk

3-11-16

John Hunter
[Signature]

Norma Gallucci
Barbara E. Gaul, chair

March 8, 2016

Precinct Report

MI County

Official

Almer Charter Township Precinct 1

Almer Charter Township Precinct 1

| Registration & Turnout | | 1,549 | |
|------------------------|------------|---------------|--|
| Polling Place Turnout | 598 | 38.61% | |
| Manual Entry Turnout | 0 | 0.00% | |
| SPR Host Turnout | 0 | 0.00% | |
| County Clerk Turnout | 0 | 0.00% | |
| Total... | 598 | 38.61% | |

| Non Partisan Registration & Turnout | | 0 | |
|-------------------------------------|-----------|--------------|--|
| Polling Place Turnout | 13 | 0.00% | |
| Manual Entry Turnout | 0 | 0.00% | |
| SPR Host Turnout | 0 | 0.00% | |
| County Clerk Turnout | 0 | 0.00% | |
| Total... | 13 | 0.00% | |

| Republican Registration & Turnout | | 0 | |
|-----------------------------------|------------|--------------|--|
| Polling Place Turnout | 396 | 0.00% | |
| Manual Entry Turnout | 0 | 0.00% | |
| SPR Host Turnout | 0 | 0.00% | |
| County Clerk Turnout | 0 | 0.00% | |
| Total... | 396 | 0.00% | |

| Democratic Registration & Turnout | | 0 | |
|-----------------------------------|------------|--------------|--|
| Polling Place Turnout | 189 | 0.00% | |
| Manual Entry Turnout | 0 | 0.00% | |
| SPR Host Turnout | 0 | 0.00% | |
| County Clerk Turnout | 0 | 0.00% | |
| Total... | 189 | 0.00% | |

| REP - President of the United States 10th | | (Final) | |
|---|------------|--------------|--|
| Jeb Bush | 3 | 0.76% | |
| Ben Carson | 3 | 0.76% | |
| Chris Christie | 0 | 0.00% | |
| Ted Cruz | 109 | 27.66% | |
| Carly Fiorina | 1 | 0.25% | |
| Lindsey Graham | 0 | 0.00% | |
| Mike Huckabee | 2 | 0.51% | |
| John R. Kasich | 74 | 18.78% | |
| George Pataki | 1 | 0.25% | |
| Rand Paul | 1 | 0.25% | |
| Marco Rubio | 38 | 9.64% | |
| Rick Santorum | 0 | 0.00% | |
| Donald J. Trump | 155 | 39.34% | |
| Uncommitted | 7 | 1.78% | |
| Write-In | 0 | 0.00% | |
| Total... | 394 | 0.00% | |

| DEM - President of the United States 10th | | (Final) | |
|---|-----|---------|--|
| Hillary Clinton | 83 | 44.15% | |
| Roque Rocky De La Fuente | 0 | 0.00% | |
| Martin J. O'Malley | 0 | 0.00% | |
| Bernie Sanders | 101 | 53.72% | |
| Uncommitted | 3 | 1.60% | |

| DEM - President of the United States 10th | | (Final) | |
|---|------------|----------------|--|
| Write-In | 1 | 0.53% | |
| Total... | 188 | 100.00% | |
| Tuscola County MSU Extension | | (Final) | |
| Yes | 491 | 82.94% | |
| No | 101 | 17.06% | |
| Total... | 592 | 100.00% | |

March 8, 2016

Precinct Report

MI County

Official

Arbela Township Precinct 1

| | | |
|-----------------------------------|--------------|---------------|
| Registration & Turnout | 1,150 | |
| Polling Place Turnout | 398 | 34.61% |
| Manual Entry Turnout | 0 | 0.00% |
| SPR Host Turnout | 0 | 0.00% |
| County Clerk Turnout | 0 | 0.00% |
| Total... | 398 | 34.61% |

| | | |
|--|----------|--------------|
| Non Partisan Registration & Turnout | 0 | |
| Polling Place Turnout | 6 | 0.00% |
| Manual Entry Turnout | 0 | 0.00% |
| SPR Host Turnout | 0 | 0.00% |
| County Clerk Turnout | 0 | 0.00% |
| Total... | 6 | 0.00% |

| | | |
|--|------------|--------------|
| Republican Registration & Turnout | 0 | |
| Polling Place Turnout | 210 | 0.00% |
| Manual Entry Turnout | 0 | 0.00% |
| SPR Host Turnout | 0 | 0.00% |
| County Clerk Turnout | 0 | 0.00% |
| Total... | 210 | 0.00% |

| | | |
|--|------------|--------------|
| Democratic Registration & Turnout | 0 | |
| Polling Place Turnout | 182 | 0.00% |
| Manual Entry Turnout | 0 | 0.00% |
| SPR Host Turnout | 0 | 0.00% |
| County Clerk Turnout | 0 | 0.00% |
| Total... | 182 | 0.00% |

| | | |
|---|----------------|---------------|
| REP - President of the United States 5th | (Final) | |
| Jeb Bush | 1 | 0.48% |
| Ben Carson | 6 | 2.86% |
| Chris Christie | 0 | 0.00% |
| Ted Cruz | 70 | 33.33% |
| Carly Fiorina | 0 | 0.00% |
| Lindsey Graham | 0 | 0.00% |
| Mike Huckabee | 0 | 0.00% |
| John R. Kasich | 32 | 15.24% |
| George Pataki | 0 | 0.00% |
| Rand Paul | 0 | 0.00% |
| Marco Rubio | 6 | 2.86% |
| Rick Santorum | 0 | 0.00% |
| Donald J. Trump | 94 | 44.76% |
| Uncommitted | 1 | 0.48% |
| Write-In | 0 | 0.00% |
| Total... | 210 | 0.00% |

| | | |
|---|----------------|---------------|
| DEM - President of the United States 5th | (Final) | |
| Hillary Clinton | 81 | 44.75% |
| Roque Rocky De La Fuente | 0 | 0.00% |
| Martin J. O'Malley | 1 | 0.55% |
| Bernie Sanders | 91 | 50.28% |
| Uncommitted | 8 | 4.42% |

Arbela Township Precinct 1

| | | |
|---|----------------|----------------|
| DEM - President of the United States 5th | (Final) | |
| Write-In | 0 | 0.00% |
| Total... | 181 | 0.00% |
| Tuscola County MSU Extension | (Final) | |
| Yes | 247 | 64.49% |
| No | 136 | 35.51% |
| Total... | 383 | 100.00% |

March 8, 2016

Precinct Report

MI County

Official

Arbela Township Precinct 2

Arbela Township Precinct 2

| Registration & Turnout | | | 1,132 | DEM - President of the United States 5th | | | (Final) |
|--|-----|--------|---------|--|-----|---------|---------|
| Polling Place Turnout | 337 | 29.77% | | Write-In | 0 | 0.00% | |
| Manual Entry Turnout | 0 | 0.00% | | | | | |
| SPR Host Turnout | 0 | 0.00% | | | | | |
| County Clerk Turnout | 0 | 0.00% | | | | | |
| Total... | 337 | 29.77% | | Total... | 165 | 0.00% | |
| Non Partisan Registration & Turnout | | | 0 | Tuscola County MSU Extension | | | (Final) |
| Polling Place Turnout | 4 | 0.00% | | Yes | 189 | 58.51% | |
| Manual Entry Turnout | 0 | 0.00% | | No | 134 | 41.49% | |
| SPR Host Turnout | 0 | 0.00% | | Total... | 323 | 100.00% | |
| County Clerk Turnout | 0 | 0.00% | | | | | |
| Total... | 4 | 0.00% | | | | | |
| Republican Registration & Turnout | | | 0 | | | | |
| Polling Place Turnout | 168 | 0.00% | | | | | |
| Manual Entry Turnout | 0 | 0.00% | | | | | |
| SPR Host Turnout | 0 | 0.00% | | | | | |
| County Clerk Turnout | 0 | 0.00% | | | | | |
| Total... | 168 | 0.00% | | | | | |
| Democratic Registration & Turnout | | | 0 | | | | |
| Polling Place Turnout | 165 | 0.00% | | | | | |
| Manual Entry Turnout | 0 | 0.00% | | | | | |
| SPR Host Turnout | 0 | 0.00% | | | | | |
| County Clerk Turnout | 0 | 0.00% | | | | | |
| Total... | 165 | 0.00% | | | | | |
| REP - President of the United States 5th | | | (Final) | | | | |
| Jeb Bush | 1 | 0.60% | | | | | |
| Ben Carson | 3 | 1.79% | | | | | |
| Chris Christie | 1 | 0.60% | | | | | |
| Ted Cruz | 48 | 28.57% | | | | | |
| Carly Fiorina | 0 | 0.00% | | | | | |
| Lindsey Graham | 0 | 0.00% | | | | | |
| Mike Huckabee | 0 | 0.00% | | | | | |
| John R. Kasich | 24 | 14.29% | | | | | |
| George Pataki | 0 | 0.00% | | | | | |
| Rand Paul | 1 | 0.60% | | | | | |
| Marco Rubio | 16 | 9.52% | | | | | |
| Rick Santorum | 0 | 0.00% | | | | | |
| Donald J. Trump | 70 | 41.67% | | | | | |
| Uncommitted | 4 | 2.38% | | | | | |
| Write-In | 0 | 0.00% | | | | | |
| Total... | 168 | 0.00% | | | | | |
| DEM - President of the United States 5th | | | (Final) | | | | |
| Hillary Clinton | 56 | 33.94% | | | | | |
| Roque Rocky De La Fuente | 0 | 0.00% | | | | | |
| Martin J. O'Malley | 1 | 0.61% | | | | | |
| Bernie Sanders | 105 | 63.64% | | | | | |
| Uncommitted | 3 | 1.82% | | | | | |

March 8, 2016

Precinct Report

MI County

Official

Columbia Township Precinct 1

| Registration & Turnout | | 906 | |
|------------------------|------------|---------------|--|
| Polling Place Turnout | 315 | 34.77% | |
| Manual Entry Turnout | 0 | 0.00% | |
| SPR Host Turnout | 0 | 0.00% | |
| County Clerk Turnout | 0 | 0.00% | |
| Total... | 315 | 34.77% | |

| Non Partisan Registration & Turnout | | 0 | |
|-------------------------------------|----------|--------------|--|
| Polling Place Turnout | 6 | 0.00% | |
| Manual Entry Turnout | 0 | 0.00% | |
| SPR Host Turnout | 0 | 0.00% | |
| County Clerk Turnout | 0 | 0.00% | |
| Total... | 6 | 0.00% | |

| Republican Registration & Turnout | | 0 | |
|-----------------------------------|------------|--------------|--|
| Polling Place Turnout | 222 | 0.00% | |
| Manual Entry Turnout | 0 | 0.00% | |
| SPR Host Turnout | 0 | 0.00% | |
| County Clerk Turnout | 0 | 0.00% | |
| Total... | 222 | 0.00% | |

| Democratic Registration & Turnout | | 0 | |
|-----------------------------------|-----------|--------------|--|
| Polling Place Turnout | 87 | 0.00% | |
| Manual Entry Turnout | 0 | 0.00% | |
| SPR Host Turnout | 0 | 0.00% | |
| County Clerk Turnout | 0 | 0.00% | |
| Total... | 87 | 0.00% | |

| REP - President of the United States 10th | | (Final) | |
|---|------------|---------------|--|
| Jeb Bush | 2 | 0.91% | |
| Ben Carson | 1 | 0.45% | |
| Chris Christie | 4 | 1.82% | |
| Ted Cruz | 74 | 33.64% | |
| Carly Fiorina | 0 | 0.00% | |
| Lindsey Graham | 0 | 0.00% | |
| Mike Huckabee | 2 | 0.91% | |
| John R. Kasich | 42 | 19.09% | |
| George Pataki | 0 | 0.00% | |
| Rand Paul | 1 | 0.45% | |
| Marco Rubio | 14 | 6.36% | |
| Rick Santorum | 0 | 0.00% | |
| Donald J. Trump | 75 | 34.09% | |
| Uncommitted | 5 | 2.27% | |
| Write-In | 0 | 0.00% | |
| Total... | 220 | 0.00% | |

| DEM - President of the United States 10th | | (Final) | |
|---|-----------|---------------|--|
| Hillary Clinton | 34 | 39.08% | |
| Roque Rocky De La Fuente | 0 | 0.00% | |
| Martin J. O'Malley | 0 | 0.00% | |
| Bernie Sanders | 50 | 57.47% | |
| Uncommitted | 3 | 3.45% | |

Columbia Township Precinct 1

| DEM - President of the United States 10th | | (Final) | |
|---|------------|----------------|--|
| Write-In | 0 | 0.00% | |
| Total... | 87 | 0.00% | |
| Tuscola County MSU Extension | | (Final) | |
| Yes | 240 | 77.67% | |
| No | 69 | 22.33% | |
| Total... | 309 | 100.00% | |

March 8, 2016

Precinct Report

MI County

Official

Dayton Township Precinct 1

| Registration & Turnout | | 1,424 | |
|------------------------|------------|---------------|--|
| Polling Place Turnout | 569 | 39.96% | |
| Manual Entry Turnout | 0 | 0.00% | |
| SPR Host Turnout | 0 | 0.00% | |
| County Clerk Turnout | 0 | 0.00% | |
| Total... | 569 | 39.96% | |

| Non Partisan Registration & Turnout | | 0 | |
|-------------------------------------|-----------|--------------|--|
| Polling Place Turnout | 21 | 0.00% | |
| Manual Entry Turnout | 0 | 0.00% | |
| SPR Host Turnout | 0 | 0.00% | |
| County Clerk Turnout | 0 | 0.00% | |
| Total... | 21 | 0.00% | |

| Republican Registration & Turnout | | 0 | |
|-----------------------------------|------------|--------------|--|
| Polling Place Turnout | 345 | 0.00% | |
| Manual Entry Turnout | 0 | 0.00% | |
| SPR Host Turnout | 0 | 0.00% | |
| County Clerk Turnout | 0 | 0.00% | |
| Total... | 345 | 0.00% | |

| Democratic Registration & Turnout | | 0 | |
|-----------------------------------|------------|--------------|--|
| Polling Place Turnout | 203 | 0.00% | |
| Manual Entry Turnout | 0 | 0.00% | |
| SPR Host Turnout | 0 | 0.00% | |
| County Clerk Turnout | 0 | 0.00% | |
| Total... | 203 | 0.00% | |

| REP - President of the United States 10th | | (Final) | |
|---|------------|----------------|--|
| Jeb Bush | 1 | 0.29% | |
| Ben Carson | 4 | 1.16% | |
| Chris Christie | 0 | 0.00% | |
| Ted Cruz | 115 | 33.43% | |
| Carly Fiorina | 0 | 0.00% | |
| Lindsey Graham | 0 | 0.00% | |
| Mike Huckabee | 1 | 0.29% | |
| John R. Kasich | 40 | 11.63% | |
| George Pataki | 0 | 0.00% | |
| Rand Paul | 0 | 0.00% | |
| Marco Rubio | 20 | 5.81% | |
| Rick Santorum | 1 | 0.29% | |
| Donald J. Trump | 159 | 46.22% | |
| Uncommitted | 1 | 0.29% | |
| Write-In | 2 | 0.58% | |
| Total... | 344 | 100.00% | |

| DEM - President of the United States 10th | | (Final) | |
|---|-----|---------|--|
| Hillary Clinton | 111 | 54.95% | |
| Roque Rocky De La Fuente | 0 | 0.00% | |
| Martin J. O'Malley | 0 | 0.00% | |
| Bernie Sanders | 85 | 42.08% | |
| Uncommitted | 6 | 2.97% | |

Dayton Township Precinct 1

| DEM - President of the United States 10th | | (Final) | |
|---|------------|----------------|--|
| Write-In | 0 | 0.00% | |
| Total... | 202 | 0.00% | |
| Tuscola County MSU Extension | | (Final) | |
| Yes | 382 | 68.46% | |
| No | 176 | 31.54% | |
| Total... | 558 | 100.00% | |

| Mayville Community Schools Millage Renewal | | (Final) | |
|--|------------|----------------|--|
| Yes | 246 | 64.91% | |
| No | 133 | 35.09% | |
| Total... | 379 | 100.00% | |

| Kingston Community Bonding Proposal | | (Final) | |
|-------------------------------------|------------|----------------|--|
| Yes | 74 | 42.05% | |
| No | 102 | 57.95% | |
| Total... | 176 | 100.00% | |

| Kingston Community Schools Millage Renewal | | (Final) | |
|--|------------|----------------|--|
| Yes | 87 | 48.88% | |
| No | 91 | 51.12% | |
| Total... | 178 | 100.00% | |

March 8, 2016

Precinct Report

MI County

Official

Denmark Township Precinct 1

| | | |
|-----------------------------------|------------|---------------|
| Registration & Turnout | 1,610 | |
| Polling Place Turnout | 514 | 31.93% |
| Manual Entry Turnout | 0 | 0.00% |
| SPR Host Turnout | 0 | 0.00% |
| County Clerk Turnout | 0 | 0.00% |
| Total... | 514 | 31.93% |

| | | |
|--|-----------|--------------|
| Non Partisan Registration & Turnout | 0 | |
| Polling Place Turnout | 13 | 0.00% |
| Manual Entry Turnout | 0 | 0.00% |
| SPR Host Turnout | 0 | 0.00% |
| County Clerk Turnout | 0 | 0.00% |
| Total... | 13 | 0.00% |

| | | |
|--|------------|--------------|
| Republican Registration & Turnout | 0 | |
| Polling Place Turnout | 372 | 0.00% |
| Manual Entry Turnout | 0 | 0.00% |
| SPR Host Turnout | 0 | 0.00% |
| County Clerk Turnout | 0 | 0.00% |
| Total... | 372 | 0.00% |

| | | |
|--|------------|--------------|
| Democratic Registration & Turnout | 0 | |
| Polling Place Turnout | 129 | 0.00% |
| Manual Entry Turnout | 0 | 0.00% |
| SPR Host Turnout | 0 | 0.00% |
| County Clerk Turnout | 0 | 0.00% |
| Total... | 129 | 0.00% |

| | | |
|---|------------|--------------|
| REP - President of the United States 5th | (Final) | |
| Jeb Bush | 4 | 1.08% |
| Ben Carson | 6 | 1.62% |
| Chris Christie | 0 | 0.00% |
| Ted Cruz | 117 | 31.54% |
| Carly Fiorina | 0 | 0.00% |
| Lindsey Graham | 0 | 0.00% |
| Mike Huckabee | 1 | 0.27% |
| John R. Kasich | 61 | 16.44% |
| George Pataki | 1 | 0.27% |
| Rand Paul | 1 | 0.27% |
| Marco Rubio | 17 | 4.58% |
| Rick Santorum | 0 | 0.00% |
| Donald J. Trump | 154 | 41.51% |
| Uncommitted | 9 | 2.43% |
| Write-In | 0 | 0.00% |
| Total... | 371 | 0.00% |

| | | |
|---|---------|--------|
| DEM - President of the United States 5th | (Final) | |
| Hillary Clinton | 54 | 41.86% |
| Roque Rocky De La Fuente | 0 | 0.00% |
| Martin J. O'Malley | 3 | 2.33% |
| Bernie Sanders | 71 | 55.04% |
| Uncommitted | 1 | 0.78% |

Denmark Township Precinct 1

| | | |
|---|------------|----------------|
| DEM - President of the United States 5th | (Final) | |
| Write-In | 0 | 0.00% |
| Total... | 129 | 0.00% |
| Tuscola County MSU Extension | (Final) | |
| Yes | 337 | 68.78% |
| No | 153 | 31.22% |
| Total... | 490 | 100.00% |

March 8, 2016

Precinct Report

MI County

Official

Denmark Township Precinct 2

| Registration & Turnout | | 659 | |
|------------------------|------------|---------------|--|
| Polling Place Turnout | 277 | 42.03% | |
| Manual Entry Turnout | 0 | 0.00% | |
| SPR Host Turnout | 0 | 0.00% | |
| County Clerk Turnout | 0 | 0.00% | |
| Total... | 277 | 42.03% | |

| Non Partisan Registration & Turnout | | 0 | |
|-------------------------------------|----------|--------------|--|
| Polling Place Turnout | 9 | 0.00% | |
| Manual Entry Turnout | 0 | 0.00% | |
| SPR Host Turnout | 0 | 0.00% | |
| County Clerk Turnout | 0 | 0.00% | |
| Total... | 9 | 0.00% | |

| Republican Registration & Turnout | | 0 | |
|-----------------------------------|------------|--------------|--|
| Polling Place Turnout | 216 | 0.00% | |
| Manual Entry Turnout | 0 | 0.00% | |
| SPR Host Turnout | 0 | 0.00% | |
| County Clerk Turnout | 0 | 0.00% | |
| Total... | 216 | 0.00% | |

| Democratic Registration & Turnout | | 0 | |
|-----------------------------------|-----------|--------------|--|
| Polling Place Turnout | 52 | 0.00% | |
| Manual Entry Turnout | 0 | 0.00% | |
| SPR Host Turnout | 0 | 0.00% | |
| County Clerk Turnout | 0 | 0.00% | |
| Total... | 52 | 0.00% | |

| REP - President of the United States 5th | | (Final) | |
|--|------------|---------------|--|
| Jeb Bush | 2 | 0.93% | |
| Ben Carson | 3 | 1.40% | |
| Chris Christie | 0 | 0.00% | |
| Ted Cruz | 72 | 33.64% | |
| Carly Fiorina | 0 | 0.00% | |
| Lindsey Graham | 0 | 0.00% | |
| Mike Huckabee | 1 | 0.47% | |
| John R. Kasich | 23 | 10.75% | |
| George Pataki | 0 | 0.00% | |
| Rand Paul | 1 | 0.47% | |
| Marco Rubio | 8 | 3.74% | |
| Rick Santorum | 0 | 0.00% | |
| Donald J. Trump | 102 | 47.66% | |
| Uncommitted | 2 | 0.93% | |
| Write-In | 0 | 0.00% | |
| Total... | 214 | 0.00% | |

| DEM - President of the United States 5th | | (Final) | |
|--|-----------|---------------|--|
| Hillary Clinton | 18 | 34.62% | |
| Roque Rocky De La Fuente | 0 | 0.00% | |
| Martin J. O'Malley | 0 | 0.00% | |
| Bernie Sanders | 32 | 61.54% | |
| Uncommitted | 2 | 3.85% | |

Denmark Township Precinct 2

| DEM - President of the United States 5th | | (Final) | |
|--|------------|----------------|--|
| Write-In | 0 | 0.00% | |
| Total... | 52 | 0.00% | |
| Tuscola County MSU Extension | | (Final) | |
| Yes | 205 | 75.37% | |
| No | 67 | 24.63% | |
| Total... | 272 | 100.00% | |

March 8, 2016

Precinct Report

MI County

Official

Elkland Township Precinct 1

| Registration & Turnout | | 1,042 | |
|------------------------|-----|--------|--|
| Polling Place Turnout | 332 | 31.86% | |
| Manual Entry Turnout | 0 | 0.00% | |
| SPR Host Turnout | 0 | 0.00% | |
| County Clerk Turnout | 0 | 0.00% | |
| Total... | 332 | 31.86% | |

| Non Partisan Registration & Turnout | | 0 | |
|-------------------------------------|---|-------|--|
| Polling Place Turnout | 8 | 0.00% | |
| Manual Entry Turnout | 0 | 0.00% | |
| SPR Host Turnout | 0 | 0.00% | |
| County Clerk Turnout | 0 | 0.00% | |
| Total... | 8 | 0.00% | |

| Republican Registration & Turnout | | 0 | |
|-----------------------------------|-----|-------|--|
| Polling Place Turnout | 240 | 0.00% | |
| Manual Entry Turnout | 0 | 0.00% | |
| SPR Host Turnout | 0 | 0.00% | |
| County Clerk Turnout | 0 | 0.00% | |
| Total... | 240 | 0.00% | |

| Democratic Registration & Turnout | | 0 | |
|-----------------------------------|----|-------|--|
| Polling Place Turnout | 84 | 0.00% | |
| Manual Entry Turnout | 0 | 0.00% | |
| SPR Host Turnout | 0 | 0.00% | |
| County Clerk Turnout | 0 | 0.00% | |
| Total... | 84 | 0.00% | |

| REP - President of the United States 10th | | (Final) | |
|---|-----|---------|--|
| Jeb Bush | 0 | 0.00% | |
| Ben Carson | 8 | 3.33% | |
| Chris Christie | 0 | 0.00% | |
| Ted Cruz | 67 | 27.92% | |
| Carly Fiorina | 0 | 0.00% | |
| Lindsey Graham | 0 | 0.00% | |
| Mike Huckabee | 1 | 0.42% | |
| John R. Kasich | 52 | 21.67% | |
| George Pataki | 0 | 0.00% | |
| Rand Paul | 0 | 0.00% | |
| Marco Rubio | 22 | 9.17% | |
| Rick Santorum | 0 | 0.00% | |
| Donald J. Trump | 88 | 36.67% | |
| Uncommitted | 2 | 0.83% | |
| Write-In | 0 | 0.00% | |
| Total... | 240 | 0.00% | |

| DEM - President of the United States 10th | | (Final) | |
|---|----|---------|--|
| Hillary Clinton | 38 | 45.24% | |
| Roque Rocky De La Fuente | 0 | 0.00% | |
| Martin J. O'Malley | 0 | 0.00% | |
| Bernie Sanders | 46 | 54.76% | |
| Uncommitted | 0 | 0.00% | |

Elkland Township Precinct 1

| DEM - President of the United States 10th | | (Final) | |
|---|-----|---------|--|
| Write-In | 0 | 0.00% | |
| Total... | 84 | 0.00% | |
| Tuscola County MSU Extension | | (Final) | |
| Yes | 256 | 79.26% | |
| No | 67 | 20.74% | |
| Total... | 323 | 100.00% | |

March 8, 2016

Precinct Report

MI County

Official

Elkland Township Precinct 2

| | | |
|-----------------------------------|--------------|---------------|
| Registration & Turnout | 1,468 | |
| Polling Place Turnout | 531 | 36.17% |
| Manual Entry Turnout | 0 | 0.00% |
| SPR Host Turnout | 0 | 0.00% |
| County Clerk Turnout | 0 | 0.00% |
| Total... | 531 | 36.17% |

| | | |
|--|----------|--------------|
| Non Partisan Registration & Turnout | 0 | |
| Polling Place Turnout | 9 | 0.00% |
| Manual Entry Turnout | 0 | 0.00% |
| SPR Host Turnout | 0 | 0.00% |
| County Clerk Turnout | 0 | 0.00% |
| Total... | 9 | 0.00% |

| | | |
|--|------------|--------------|
| Republican Registration & Turnout | 0 | |
| Polling Place Turnout | 374 | 0.00% |
| Manual Entry Turnout | 0 | 0.00% |
| SPR Host Turnout | 0 | 0.00% |
| County Clerk Turnout | 0 | 0.00% |
| Total... | 374 | 0.00% |

| | | |
|--|------------|--------------|
| Democratic Registration & Turnout | 0 | |
| Polling Place Turnout | 148 | 0.00% |
| Manual Entry Turnout | 0 | 0.00% |
| SPR Host Turnout | 0 | 0.00% |
| County Clerk Turnout | 0 | 0.00% |
| Total... | 148 | 0.00% |

| | | |
|--|----------------|---------------|
| REP - President of the United States 10th | (Final) | |
| Jeb Bush | 2 | 0.53% |
| Ben Carson | 7 | 1.87% |
| Chris Christie | 0 | 0.00% |
| Ted Cruz | 113 | 30.21% |
| Carly Fiorina | 0 | 0.00% |
| Lindsey Graham | 0 | 0.00% |
| Mike Huckabee | 1 | 0.27% |
| John R. Kasich | 70 | 18.72% |
| George Pataki | 0 | 0.00% |
| Rand Paul | 1 | 0.27% |
| Marco Rubio | 31 | 8.29% |
| Rick Santorum | 3 | 0.80% |
| Donald J. Trump | 141 | 37.70% |
| Uncommitted | 5 | 1.34% |
| Write-In | 0 | 0.00% |
| Total... | 374 | 0.00% |

| | | |
|--|----------------|---------------|
| DEM - President of the United States 10th | (Final) | |
| Hillary Clinton | 58 | 39.19% |
| Roque Rocky De La Fuente | 0 | 0.00% |
| Martin J. O'Malley | 1 | 0.68% |
| Bernie Sanders | 83 | 56.08% |
| Uncommitted | 6 | 4.05% |

Elkland Township Precinct 2

| | | |
|--|----------------|----------------|
| DEM - President of the United States 10th | (Final) | |
| Write-In | 0 | 0.00% |
| Total... | 148 | 0.00% |
| Tuscola County MSU Extension | (Final) | |
| Yes | 398 | 76.10% |
| No | 125 | 23.90% |
| Total... | 523 | 100.00% |

March 8, 2016

Precinct Report

MI County

Official

Ellington Township Precinct 1

Ellington Township Precinct 1

| Registration & Turnout | | | 1,026 | DEM - President of the United States 10th | | | (Final) |
|---|-----|--------|---------|---|-----|---------|---------|
| Polling Place Turnout | 374 | 36.45% | | Write-In | 2 | 1.79% | |
| Manual Entry Turnout | 0 | 0.00% | | | | | |
| SPR Host Turnout | 0 | 0.00% | | | | | |
| County Clerk Turnout | 0 | 0.00% | | | | | |
| Total... | 374 | 36.45% | | Total... | 112 | 100.00% | |
| Non Partisan Registration & Turnout | | | 0 | Tuscola County MSU Extension | | | (Final) |
| Polling Place Turnout | 19 | 0.00% | | Yes | 272 | 73.12% | |
| Manual Entry Turnout | 0 | 0.00% | | No | 100 | 26.88% | |
| SPR Host Turnout | 0 | 0.00% | | | | | |
| County Clerk Turnout | 0 | 0.00% | | Total... | 372 | 100.00% | |
| Total... | 19 | 0.00% | | | | | |
| Republican Registration & Turnout | | | 0 | | | | |
| Polling Place Turnout | 243 | 0.00% | | | | | |
| Manual Entry Turnout | 0 | 0.00% | | | | | |
| SPR Host Turnout | 0 | 0.00% | | | | | |
| County Clerk Turnout | 0 | 0.00% | | | | | |
| Total... | 243 | 0.00% | | | | | |
| Democratic Registration & Turnout | | | 0 | | | | |
| Polling Place Turnout | 112 | 0.00% | | | | | |
| Manual Entry Turnout | 0 | 0.00% | | | | | |
| SPR Host Turnout | 0 | 0.00% | | | | | |
| County Clerk Turnout | 0 | 0.00% | | | | | |
| Total... | 112 | 0.00% | | | | | |
| REP - President of the United States 10th | | | (Final) | | | | |
| Jeb Bush | 1 | 0.41% | | | | | |
| Ben Carson | 6 | 2.49% | | | | | |
| Chris Christie | 1 | 0.41% | | | | | |
| Ted Cruz | 77 | 31.95% | | | | | |
| Carly Fiorina | 2 | 0.83% | | | | | |
| Lindsey Graham | 0 | 0.00% | | | | | |
| Mike Huckabee | 1 | 0.41% | | | | | |
| John R. Kasich | 33 | 13.69% | | | | | |
| George Pataki | 0 | 0.00% | | | | | |
| Rand Paul | 1 | 0.41% | | | | | |
| Marco Rubio | 20 | 8.30% | | | | | |
| Rick Santorum | 0 | 0.00% | | | | | |
| Donald J. Trump | 94 | 39.00% | | | | | |
| Uncommitted | 5 | 2.07% | | | | | |
| Write-In | 0 | 0.00% | | | | | |
| Total... | 241 | 0.00% | | | | | |
| DEM - President of the United States 10th | | | (Final) | | | | |
| Hillary Clinton | 49 | 43.75% | | | | | |
| Roque Rocky De La Fuente | 0 | 0.00% | | | | | |
| Martin J. O'Malley | 1 | 0.89% | | | | | |
| Bernie Sanders | 59 | 52.68% | | | | | |
| Uncommitted | 1 | 0.89% | | | | | |

March 8, 2016

Precinct Report

MI County

Official

Elmwood Township Precinct 1

| | | | |
|-----------------------------------|------------|---------------|--|
| Registration & Turnout | | 890 | |
| Polling Place Turnout | 270 | 30.34% | |
| Manual Entry Turnout | 0 | 0.00% | |
| SPR Host Turnout | 0 | 0.00% | |
| County Clerk Turnout | 0 | 0.00% | |
| Total... | 270 | 30.34% | |

| | | | |
|--|----------|--------------|--|
| Non Partisan Registration & Turnout | | 0 | |
| Polling Place Turnout | 9 | 0.00% | |
| Manual Entry Turnout | 0 | 0.00% | |
| SPR Host Turnout | 0 | 0.00% | |
| County Clerk Turnout | 0 | 0.00% | |
| Total... | 9 | 0.00% | |

| | | | |
|--|------------|--------------|--|
| Republican Registration & Turnout | | 0 | |
| Polling Place Turnout | 188 | 0.00% | |
| Manual Entry Turnout | 0 | 0.00% | |
| SPR Host Turnout | 0 | 0.00% | |
| County Clerk Turnout | 0 | 0.00% | |
| Total... | 188 | 0.00% | |

| | | | |
|--|-----------|--------------|--|
| Democratic Registration & Turnout | | 0 | |
| Polling Place Turnout | 73 | 0.00% | |
| Manual Entry Turnout | 0 | 0.00% | |
| SPR Host Turnout | 0 | 0.00% | |
| County Clerk Turnout | 0 | 0.00% | |
| Total... | 73 | 0.00% | |

| | | | |
|--|------------|---------------|--|
| REP - President of the United States 10th | | (Final) | |
| Jeb Bush | 0 | 0.00% | |
| Ben Carson | 4 | 2.14% | |
| Chris Christie | 0 | 0.00% | |
| Ted Cruz | 64 | 34.22% | |
| Carly Fiorina | 0 | 0.00% | |
| Lindsey Graham | 0 | 0.00% | |
| Mike Huckabee | 0 | 0.00% | |
| John R. Kasich | 22 | 11.76% | |
| George Pataki | 1 | 0.53% | |
| Rand Paul | 1 | 0.53% | |
| Marco Rubio | 11 | 5.88% | |
| Rick Santorum | 0 | 0.00% | |
| Donald J. Trump | 82 | 43.85% | |
| Uncommitted | 2 | 1.07% | |
| Write-In | 0 | 0.00% | |
| Total... | 187 | 0.00% | |

| | | | |
|--|-----------|---------------|--|
| DEM - President of the United States 10th | | (Final) | |
| Hillary Clinton | 34 | 47.22% | |
| Roque Rocky De La Fuente | 0 | 0.00% | |
| Martin J. O'Malley | 0 | 0.00% | |
| Bernie Sanders | 37 | 51.39% | |
| Uncommitted | 1 | 1.39% | |

Elmwood Township Precinct 1

| | | | |
|--|------------|----------------|--|
| DEM - President of the United States 10th | | (Final) | |
| Write-In | 0 | 0.00% | |
| Total... | 72 | 0.00% | |
| Tuscola County MSU Extension | | (Final) | |
| Yes | 200 | 75.19% | |
| No | 66 | 24.81% | |
| Total... | 266 | 100.00% | |

March 8, 2016

Precinct Report

MI County

Official

Fairgrove Township Precinct 1

| | | |
|-----------------------------------|--------------|---------------|
| Registration & Turnout | 1,135 | |
| Polling Place Turnout | 433 | 38.15% |
| Manual Entry Turnout | 0 | 0.00% |
| SPR Host Turnout | 0 | 0.00% |
| County Clerk Turnout | 0 | 0.00% |
| Total... | 433 | 38.15% |

| | | |
|--|-----------|--------------|
| Non Partisan Registration & Turnout | 0 | |
| Polling Place Turnout | 24 | 0.00% |
| Manual Entry Turnout | 0 | 0.00% |
| SPR Host Turnout | 0 | 0.00% |
| County Clerk Turnout | 0 | 0.00% |
| Total... | 24 | 0.00% |

| | | |
|--|------------|--------------|
| Republican Registration & Turnout | 0 | |
| Polling Place Turnout | 275 | 0.00% |
| Manual Entry Turnout | 0 | 0.00% |
| SPR Host Turnout | 0 | 0.00% |
| County Clerk Turnout | 0 | 0.00% |
| Total... | 275 | 0.00% |

| | | |
|--|------------|--------------|
| Democratic Registration & Turnout | 0 | |
| Polling Place Turnout | 134 | 0.00% |
| Manual Entry Turnout | 0 | 0.00% |
| SPR Host Turnout | 0 | 0.00% |
| County Clerk Turnout | 0 | 0.00% |
| Total... | 134 | 0.00% |

| | | |
|--|----------------|---------------|
| REP - President of the United States 10th | (Final) | |
| Jeb Bush | 6 | 2.18% |
| Ben Carson | 7 | 2.55% |
| Chris Christie | 2 | 0.73% |
| Ted Cruz | 79 | 28.73% |
| Carly Fiorina | 0 | 0.00% |
| Lindsey Graham | 0 | 0.00% |
| Mike Huckabee | 2 | 0.73% |
| John R. Kasich | 56 | 20.36% |
| George Pataki | 0 | 0.00% |
| Rand Paul | 0 | 0.00% |
| Marco Rubio | 15 | 5.45% |
| Rick Santorum | 0 | 0.00% |
| Donald J. Trump | 103 | 37.45% |
| Uncommitted | 5 | 1.82% |
| Write-In | 0 | 0.00% |
| Total... | 275 | 0.00% |

| | | |
|--|----------------|---------------|
| DEM - President of the United States 10th | (Final) | |
| Hillary Clinton | 49 | 36.84% |
| Roque Rocky De La Fuente | 0 | 0.00% |
| Martin J. O'Malley | 1 | 0.75% |
| Bernie Sanders | 76 | 57.14% |
| Uncommitted | 7 | 5.26% |

Fairgrove Township Precinct 1

| | | |
|--|----------------|----------------|
| DEM - President of the United States 10th | (Final) | |
| Write-In | 0 | 0.00% |
| Total... | 133 | 0.00% |
| Tuscola County MSU Extension | (Final) | |
| Yes | 335 | 78.64% |
| No | 91 | 21.36% |
| Total... | 426 | 100.00% |

March 8, 2016

Precinct Report

MI County

Official

Fremont Township Precinct 1

| | |
|-----------------------------------|-------------------|
| Registration & Turnout | 2,505 |
| Polling Place Turnout | 905 36.13% |
| Manual Entry Turnout | 0 0.00% |
| SPR Host Turnout | 0 0.00% |
| County Clerk Turnout | 0 0.00% |
| Total... | 905 36.13% |

| | |
|--|-----------------|
| Non Partisan Registration & Turnout | 0 |
| Polling Place Turnout | 48 0.00% |
| Manual Entry Turnout | 0 0.00% |
| SPR Host Turnout | 0 0.00% |
| County Clerk Turnout | 0 0.00% |
| Total... | 48 0.00% |

| | |
|--|------------------|
| Republican Registration & Turnout | 0 |
| Polling Place Turnout | 542 0.00% |
| Manual Entry Turnout | 0 0.00% |
| SPR Host Turnout | 0 0.00% |
| County Clerk Turnout | 0 0.00% |
| Total... | 542 0.00% |

| | |
|--|------------------|
| Democratic Registration & Turnout | 0 |
| Polling Place Turnout | 315 0.00% |
| Manual Entry Turnout | 0 0.00% |
| SPR Host Turnout | 0 0.00% |
| County Clerk Turnout | 0 0.00% |
| Total... | 315 0.00% |

| | |
|--|------------------|
| REP - President of the United States 10th | (Final) |
| Jeb Bush | 7 1.30% |
| Ben Carson | 9 1.67% |
| Chris Christie | 1 0.19% |
| Ted Cruz | 161 29.87% |
| Carly Fiorina | 0 0.00% |
| Lindsey Graham | 0 0.00% |
| Mike Huckabee | 2 0.37% |
| John R. Kasich | 56 10.39% |
| George Pataki | 0 0.00% |
| Rand Paul | 6 1.11% |
| Marco Rubio | 40 7.42% |
| Rick Santorum | 1 0.19% |
| Donald J. Trump | 248 46.01% |
| Uncommitted | 8 1.48% |
| Write-In | 0 0.00% |
| Total... | 539 0.00% |

| | |
|--|----------------|
| DEM - President of the United States 10th | (Final) |
| Hillary Clinton | 132 42.04% |
| Roque Rocky De La Fuente | 0 0.00% |
| Martin J. O'Malley | 2 0.64% |
| Bernie Sanders | 168 53.50% |
| Uncommitted | 12 3.82% |

Fremont Township Precinct 1

| | |
|--|--------------------|
| DEM - President of the United States 10th | (Final) |
| Write-In | 0 0.00% |
| Total... | 314 0.00% |
| Tuscola County MSU Extension | (Final) |
| Yes | 625 70.30% |
| No | 264 29.70% |
| Total... | 889 100.00% |

| | |
|---|--------------------|
| Mayville Community Schools Millage Renewal | (Final) |
| Yes | 525 58.79% |
| No | 368 41.21% |
| Total... | 893 100.00% |

March 8, 2016

Precinct Report

MI County

Official

Gilford Township Precinct 1

Gilford Township Precinct 1

| Registration & Turnout | | | 605 | DEM - President of the United States 5th | | | (Final) |
|--|-----|--------|---------|--|-----|---------|---------|
| Polling Place Turnout | 225 | 37.19% | | Write-In | 0 | 0.00% | |
| Manual Entry Turnout | 0 | 0.00% | | | | | |
| SPR Host Turnout | 0 | 0.00% | | | | | |
| County Clerk Turnout | 0 | 0.00% | | | | | |
| Total... | 225 | 37.19% | | Total... | 64 | 0.00% | |
| Non Partisan Registration & Turnout | | | 0 | Tuscola County MSU Extension | | | (Final) |
| Polling Place Turnout | 7 | 0.00% | | Yes | 144 | 66.67% | |
| Manual Entry Turnout | 0 | 0.00% | | No | 72 | 33.33% | |
| SPR Host Turnout | 0 | 0.00% | | Total... | 216 | 100.00% | |
| County Clerk Turnout | 0 | 0.00% | | | | | |
| Total... | 7 | 0.00% | | | | | |
| Republican Registration & Turnout | | | 0 | | | | |
| Polling Place Turnout | 154 | 0.00% | | | | | |
| Manual Entry Turnout | 0 | 0.00% | | | | | |
| SPR Host Turnout | 0 | 0.00% | | | | | |
| County Clerk Turnout | 0 | 0.00% | | | | | |
| Total... | 154 | 0.00% | | | | | |
| Democratic Registration & Turnout | | | 0 | | | | |
| Polling Place Turnout | 64 | 0.00% | | | | | |
| Manual Entry Turnout | 0 | 0.00% | | | | | |
| SPR Host Turnout | 0 | 0.00% | | | | | |
| County Clerk Turnout | 0 | 0.00% | | | | | |
| Total... | 64 | 0.00% | | | | | |
| REP - President of the United States 5th | | | (Final) | | | | |
| Jeb Bush | 2 | 1.30% | | | | | |
| Ben Carson | 5 | 3.25% | | | | | |
| Chris Christie | 3 | 1.95% | | | | | |
| Ted Cruz | 33 | 21.43% | | | | | |
| Carly Fiorina | 0 | 0.00% | | | | | |
| Lindsey Graham | 0 | 0.00% | | | | | |
| Mike Huckabee | 0 | 0.00% | | | | | |
| John R. Kasich | 18 | 11.69% | | | | | |
| George Pataki | 0 | 0.00% | | | | | |
| Rand Paul | 1 | 0.65% | | | | | |
| Marco Rubio | 19 | 12.34% | | | | | |
| Rick Santorum | 0 | 0.00% | | | | | |
| Donald J. Trump | 72 | 46.75% | | | | | |
| Uncommitted | 1 | 0.65% | | | | | |
| Write-In | 0 | 0.00% | | | | | |
| Total... | 154 | 0.00% | | | | | |
| DEM - President of the United States 5th | | | (Final) | | | | |
| Hillary Clinton | 23 | 35.94% | | | | | |
| Roque Rocky De La Fuente | 0 | 0.00% | | | | | |
| Martin J. O'Malley | 1 | 1.56% | | | | | |
| Bernie Sanders | 39 | 60.94% | | | | | |
| Uncommitted | 1 | 1.56% | | | | | |

March 8, 2016

Precinct Report

MI County

Official

Indianfields Township Precinct 1

| | | |
|-----------------------------------|--------------|---------------|
| Registration & Turnout | 1,840 | |
| Polling Place Turnout | 691 | 37.55% |
| Manual Entry Turnout | 0 | 0.00% |
| SPR Host Turnout | 0 | 0.00% |
| County Clerk Turnout | 0 | 0.00% |
| Total... | 691 | 37.55% |

| | | |
|--|-----------|--------------|
| Non Partisan Registration & Turnout | 0 | |
| Polling Place Turnout | 28 | 0.00% |
| Manual Entry Turnout | 0 | 0.00% |
| SPR Host Turnout | 0 | 0.00% |
| County Clerk Turnout | 0 | 0.00% |
| Total... | 28 | 0.00% |

| | | |
|--|------------|--------------|
| Republican Registration & Turnout | 0 | |
| Polling Place Turnout | 446 | 0.00% |
| Manual Entry Turnout | 0 | 0.00% |
| SPR Host Turnout | 0 | 0.00% |
| County Clerk Turnout | 0 | 0.00% |
| Total... | 446 | 0.00% |

| | | |
|--|------------|--------------|
| Democratic Registration & Turnout | 0 | |
| Polling Place Turnout | 217 | 0.00% |
| Manual Entry Turnout | 0 | 0.00% |
| SPR Host Turnout | 0 | 0.00% |
| County Clerk Turnout | 0 | 0.00% |
| Total... | 217 | 0.00% |

| | | |
|--|----------------|----------------|
| REP - President of the United States 10th | (Final) | |
| Jeb Bush | 4 | 0.90% |
| Ben Carson | 11 | 2.49% |
| Chris Christie | 1 | 0.23% |
| Ted Cruz | 134 | 30.32% |
| Carly Fiorina | 1 | 0.23% |
| Lindsey Graham | 0 | 0.00% |
| Mike Huckabee | 1 | 0.23% |
| John R. Kasich | 40 | 9.05% |
| George Pataki | 0 | 0.00% |
| Rand Paul | 1 | 0.23% |
| Marco Rubio | 40 | 9.05% |
| Rick Santorum | 2 | 0.45% |
| Donald J. Trump | 198 | 44.80% |
| Uncommitted | 8 | 1.81% |
| Write-In | 1 | 0.23% |
| Total... | 442 | 100.00% |

| | | |
|--|----------------|--------|
| DEM - President of the United States 10th | (Final) | |
| Hillary Clinton | 103 | 47.69% |
| Roque Rocky De La Fuente | 1 | 0.46% |
| Martin J. O'Malley | 0 | 0.00% |
| Bernie Sanders | 100 | 46.30% |
| Uncommitted | 12 | 5.56% |

Indianfields Township Precinct 1

| | | |
|--|----------------|----------------|
| DEM - President of the United States 10th | (Final) | |
| Write-In | 0 | 0.00% |
| Total... | 216 | 0.00% |
| Tuscola County MSU Extension | (Final) | |
| Yes | 503 | 74.19% |
| No | 175 | 25.81% |
| Total... | 678 | 100.00% |

March 8, 2016

Precinct Report

MI County

Official

Juniata Township Precinct 1

| | |
|-----------------------------------|-------------------|
| Registration & Turnout | 1,241 |
| Polling Place Turnout | 434 34.97% |
| Manual Entry Turnout | 0 0.00% |
| SPR Host Turnout | 0 0.00% |
| County Clerk Turnout | 0 0.00% |
| Total... | 434 34.97% |

| | |
|--|----------------|
| Non Partisan Registration & Turnout | 0 |
| Polling Place Turnout | 6 0.00% |
| Manual Entry Turnout | 0 0.00% |
| SPR Host Turnout | 0 0.00% |
| County Clerk Turnout | 0 0.00% |
| Total... | 6 0.00% |

| | |
|--|------------------|
| Republican Registration & Turnout | 0 |
| Polling Place Turnout | 258 0.00% |
| Manual Entry Turnout | 0 0.00% |
| SPR Host Turnout | 0 0.00% |
| County Clerk Turnout | 0 0.00% |
| Total... | 258 0.00% |

| | |
|--|------------------|
| Democratic Registration & Turnout | 0 |
| Polling Place Turnout | 170 0.00% |
| Manual Entry Turnout | 0 0.00% |
| SPR Host Turnout | 0 0.00% |
| County Clerk Turnout | 0 0.00% |
| Total... | 170 0.00% |

| | |
|--|-------------------|
| REP - President of the United States 10th | (Final) |
| Jeb Bush | 1 0.39% |
| Ben Carson | 5 1.96% |
| Chris Christie | 1 0.39% |
| Ted Cruz | 69 27.06% |
| Carly Fiorina | 0 0.00% |
| Lindsey Graham | 0 0.00% |
| Mike Huckabee | 0 0.00% |
| John R. Kasich | 39 15.29% |
| George Pataki | 0 0.00% |
| Rand Paul | 0 0.00% |
| Marco Rubio | 9 3.53% |
| Rick Santorum | 2 0.78% |
| Donald J. Trump | 127 49.80% |
| Uncommitted | 2 0.78% |
| Write-In | 0 0.00% |
| Total... | 255 0.00% |

| | |
|--|------------------|
| DEM - President of the United States 10th | (Final) |
| Hillary Clinton | 77 45.83% |
| Roque Rocky De La Fuente | 0 0.00% |
| Martin J. O'Malley | 0 0.00% |
| Bernie Sanders | 91 54.17% |
| Uncommitted | 0 0.00% |

Juniata Township Precinct 1

| | |
|--|--------------------|
| DEM - President of the United States 10th | (Final) |
| Write-In | 0 0.00% |
| Total... | 168 0.00% |
| Tuscola County MSU Extension | (Final) |
| Yes | 330 76.74% |
| No | 100 23.26% |
| Total... | 430 100.00% |

March 8, 2016

Precinct Report

MI County

Official

Kingston Township Precinct 1

Kingston Township Precinct 1

| Registration & Turnout | | | 1,056 | DEM - President of the United States 10th | | | (Final) |
|---|-----|--------|---------|--|----------|---------|---------|
| Polling Place Turnout | 423 | 40.06% | | Write-In | 2 | 1.60% | |
| Manual Entry Turnout | 0 | 0.00% | | | Total... | 125 | 100.00% |
| SPR Host Turnout | 0 | 0.00% | | Tuscola County MSU Extension | | | (Final) |
| County Clerk Turnout | 0 | 0.00% | | Yes | 291 | 70.12% | |
| Total... | 423 | 40.06% | | No | 124 | 29.88% | |
| Non Partisan Registration & Turnout | | | 0 | Total... | 415 | 100.00% | |
| Polling Place Turnout | 27 | 0.00% | | Kingston Community Bonding Proposal | | | (Final) |
| Manual Entry Turnout | 0 | 0.00% | | Yes | 168 | 48.41% | |
| SPR Host Turnout | 0 | 0.00% | | No | 179 | 51.59% | |
| County Clerk Turnout | 0 | 0.00% | | Total... | 347 | 100.00% | |
| Total... | 27 | 0.00% | | Kingston Community Schools Millage Renewal | | | (Final) |
| Republican Registration & Turnout | | | 0 | Yes | 230 | 65.90% | |
| Polling Place Turnout | 271 | 0.00% | | No | 119 | 34.10% | |
| Manual Entry Turnout | 0 | 0.00% | | Total... | 349 | 100.00% | |
| SPR Host Turnout | 0 | 0.00% | | | | | |
| County Clerk Turnout | 0 | 0.00% | | | | | |
| Total... | 271 | 0.00% | | | | | |
| Democratic Registration & Turnout | | | 0 | | | | |
| Polling Place Turnout | 125 | 0.00% | | | | | |
| Manual Entry Turnout | 0 | 0.00% | | | | | |
| SPR Host Turnout | 0 | 0.00% | | | | | |
| County Clerk Turnout | 0 | 0.00% | | | | | |
| Total... | 125 | 0.00% | | | | | |
| REP - President of the United States 10th | | | (Final) | | | | |
| Jeb Bush | 4 | 1.48% | | | | | |
| Ben Carson | 9 | 3.32% | | | | | |
| Chris Christie | 1 | 0.37% | | | | | |
| Ted Cruz | 68 | 25.09% | | | | | |
| Carly Fiorina | 0 | 0.00% | | | | | |
| Lindsey Graham | 0 | 0.00% | | | | | |
| Mike Huckabee | 0 | 0.00% | | | | | |
| John R. Kasich | 28 | 10.33% | | | | | |
| George Pataki | 0 | 0.00% | | | | | |
| Rand Paul | 0 | 0.00% | | | | | |
| Marco Rubio | 24 | 8.86% | | | | | |
| Rick Santorum | 0 | 0.00% | | | | | |
| Donald J. Trump | 131 | 48.34% | | | | | |
| Uncommitted | 6 | 2.21% | | | | | |
| Write-In | 0 | 0.00% | | | | | |
| Total... | 271 | 0.00% | | | | | |
| DEM - President of the United States 10th | | | (Final) | | | | |
| Hillary Clinton | 73 | 58.40% | | | | | |
| Roque Rocky De La Fuente | 0 | 0.00% | | | | | |
| Martin J. O'Malley | 0 | 0.00% | | | | | |
| Bernie Sanders | 46 | 36.80% | | | | | |
| Uncommitted | 4 | 3.20% | | | | | |

March 8, 2016

Precinct Report

MI County

Official

Koylton Township Precinct 1

| | | |
|-----------------------------------|--------------|---------------|
| Registration & Turnout | 1,160 | |
| Polling Place Turnout | 388 | 33.45% |
| Manual Entry Turnout | 0 | 0.00% |
| SPR Host Turnout | 0 | 0.00% |
| County Clerk Turnout | 0 | 0.00% |
| Total... | 388 | 33.45% |

| | | |
|--|-----------|--------------|
| Non Partisan Registration & Turnout | 0 | |
| Polling Place Turnout | 31 | 0.00% |
| Manual Entry Turnout | 0 | 0.00% |
| SPR Host Turnout | 0 | 0.00% |
| County Clerk Turnout | 0 | 0.00% |
| Total... | 31 | 0.00% |

| | | |
|--|------------|--------------|
| Republican Registration & Turnout | 0 | |
| Polling Place Turnout | 229 | 0.00% |
| Manual Entry Turnout | 0 | 0.00% |
| SPR Host Turnout | 0 | 0.00% |
| County Clerk Turnout | 0 | 0.00% |
| Total... | 229 | 0.00% |

| | | |
|--|------------|--------------|
| Democratic Registration & Turnout | 0 | |
| Polling Place Turnout | 128 | 0.00% |
| Manual Entry Turnout | 0 | 0.00% |
| SPR Host Turnout | 0 | 0.00% |
| County Clerk Turnout | 0 | 0.00% |
| Total... | 128 | 0.00% |

| | | |
|--|----------------|--------------|
| REP - President of the United States 10th | (Final) | |
| Jeb Bush | 1 | 0.44% |
| Ben Carson | 7 | 3.06% |
| Chris Christie | 0 | 0.00% |
| Ted Cruz | 71 | 31.00% |
| Carly Fiorina | 0 | 0.00% |
| Lindsey Graham | 0 | 0.00% |
| Mike Huckabee | 0 | 0.00% |
| John R. Kasich | 29 | 12.66% |
| George Pataki | 0 | 0.00% |
| Rand Paul | 0 | 0.00% |
| Marco Rubio | 11 | 4.80% |
| Rick Santorum | 1 | 0.44% |
| Donald J. Trump | 102 | 44.54% |
| Uncommitted | 7 | 3.06% |
| Write-In | 0 | 0.00% |
| Total... | 229 | 0.00% |

| | | |
|--|----------------|--------|
| DEM - President of the United States 10th | (Final) | |
| Hillary Clinton | 62 | 48.82% |
| Roque Rocky De La Fuente | 0 | 0.00% |
| Martin J. O'Malley | 0 | 0.00% |
| Bernie Sanders | 59 | 46.46% |
| Uncommitted | 5 | 3.94% |

Koylton Township Precinct 1

| | | |
|--|----------------|----------------|
| DEM - President of the United States 10th | (Final) | |
| Write-In | 1 | 0.79% |
| Total... | 127 | 100.00% |

| | | |
|-------------------------------------|----------------|----------------|
| Tuscola County MSU Extension | (Final) | |
| Yes | 244 | 64.04% |
| No | 137 | 35.96% |
| Total... | 381 | 100.00% |

| | | |
|--|----------------|----------------|
| Kingston Community Bonding Proposal | (Final) | |
| Yes | 116 | 45.49% |
| No | 139 | 54.51% |
| Total... | 255 | 100.00% |

| | | |
|---|----------------|----------------|
| Kingston Community Schools Millage Renewal | (Final) | |
| Yes | 166 | 65.35% |
| No | 88 | 34.65% |
| Total... | 254 | 100.00% |

Official

March 8, 2016

Precinct Report

MI County

Official

Millington Township Precinct 2

| Registration & Turnout | 1,478 | |
|------------------------|------------|---------------|
| Polling Place Turnout | 519 | 35.12% |
| Manual Entry Turnout | 0 | 0.00% |
| SPR Host Turnout | 0 | 0.00% |
| County Clerk Turnout | 0 | 0.00% |
| Total... | 519 | 35.12% |

| Non Partisan Registration & Turnout | 0 | |
|-------------------------------------|-----------|--------------|
| Polling Place Turnout | 17 | 0.00% |
| Manual Entry Turnout | 0 | 0.00% |
| SPR Host Turnout | 0 | 0.00% |
| County Clerk Turnout | 0 | 0.00% |
| Total... | 17 | 0.00% |

| Republican Registration & Turnout | 0 | |
|-----------------------------------|------------|--------------|
| Polling Place Turnout | 315 | 0.00% |
| Manual Entry Turnout | 0 | 0.00% |
| SPR Host Turnout | 0 | 0.00% |
| County Clerk Turnout | 0 | 0.00% |
| Total... | 315 | 0.00% |

| Democratic Registration & Turnout | 0 | |
|-----------------------------------|------------|--------------|
| Polling Place Turnout | 187 | 0.00% |
| Manual Entry Turnout | 0 | 0.00% |
| SPR Host Turnout | 0 | 0.00% |
| County Clerk Turnout | 0 | 0.00% |
| Total... | 187 | 0.00% |

| REP - President of the United States 5th | (Final) | |
|--|------------|---------------|
| Jeb Bush | 6 | 1.90% |
| Ben Carson | 6 | 1.90% |
| Chris Christie | 1 | 0.32% |
| Ted Cruz | 104 | 33.02% |
| Carly Fiorina | 0 | 0.00% |
| Lindsey Graham | 0 | 0.00% |
| Mike Huckabee | 2 | 0.63% |
| John R. Kasich | 43 | 13.65% |
| George Pataki | 0 | 0.00% |
| Rand Paul | 0 | 0.00% |
| Marco Rubio | 24 | 7.62% |
| Rick Santorum | 1 | 0.32% |
| Donald J. Trump | 121 | 38.41% |
| Uncommitted | 7 | 2.22% |
| Write-In | 0 | 0.00% |
| Total... | 315 | 0.00% |

| DEM - President of the United States 5th | (Final) | |
|--|------------|---------------|
| Hillary Clinton | 70 | 37.63% |
| Roque Rocky De La Fuente | 0 | 0.00% |
| Martin J. O'Malley | 0 | 0.00% |
| Bernie Sanders | 113 | 60.75% |
| Uncommitted | 3 | 1.61% |

Millington Township Precinct 2

| DEM - President of the United States 5th | (Final) | |
|--|------------|----------------|
| Write-In | 0 | 0.00% |
| Total... | 186 | 0.00% |
| Tuscola County MSU Extension | (Final) | |
| Yes | 331 | 64.40% |
| No | 183 | 35.60% |
| Total... | 514 | 100.00% |

March 8, 2016

Precinct Report

MI County

Official

Novesta Township Precinct 1

| Registration & Turnout | | 974 | |
|------------------------|------------|---------------|--|
| Polling Place Turnout | 369 | 37.89% | |
| Manual Entry Turnout | 0 | 0.00% | |
| SPR Host Turnout | 0 | 0.00% | |
| County Clerk Turnout | 0 | 0.00% | |
| Total... | 369 | 37.89% | |

| Non Partisan Registration & Turnout | | 0 | |
|-------------------------------------|----------|--------------|--|
| Polling Place Turnout | 9 | 0.00% | |
| Manual Entry Turnout | 0 | 0.00% | |
| SPR Host Turnout | 0 | 0.00% | |
| County Clerk Turnout | 0 | 0.00% | |
| Total... | 9 | 0.00% | |

| Republican Registration & Turnout | | 0 | |
|-----------------------------------|------------|--------------|--|
| Polling Place Turnout | 273 | 0.00% | |
| Manual Entry Turnout | 0 | 0.00% | |
| SPR Host Turnout | 0 | 0.00% | |
| County Clerk Turnout | 0 | 0.00% | |
| Total... | 273 | 0.00% | |

| Democratic Registration & Turnout | | 0 | |
|-----------------------------------|-----------|--------------|--|
| Polling Place Turnout | 87 | 0.00% | |
| Manual Entry Turnout | 0 | 0.00% | |
| SPR Host Turnout | 0 | 0.00% | |
| County Clerk Turnout | 0 | 0.00% | |
| Total... | 87 | 0.00% | |

| REP - President of the United States 10th | | (Final) | |
|---|------------|---------------|--|
| Jeb Bush | 2 | 0.74% | |
| Ben Carson | 3 | 1.10% | |
| Chris Christie | 3 | 1.10% | |
| Ted Cruz | 91 | 33.46% | |
| Carly Fiorina | 0 | 0.00% | |
| Lindsey Graham | 0 | 0.00% | |
| Mike Huckabee | 0 | 0.00% | |
| John R. Kasich | 47 | 17.28% | |
| George Pataki | 0 | 0.00% | |
| Rand Paul | 0 | 0.00% | |
| Marco Rubio | 10 | 3.68% | |
| Rick Santorum | 0 | 0.00% | |
| Donald J. Trump | 111 | 40.81% | |
| Uncommitted | 5 | 1.84% | |
| Write-In | 0 | 0.00% | |
| Total... | 272 | 0.00% | |

| DEM - President of the United States 10th | | (Final) | |
|---|-----------|---------------|--|
| Hillary Clinton | 30 | 34.48% | |
| Roque Rocky De La Fuente | 0 | 0.00% | |
| Martin J. O'Malley | 0 | 0.00% | |
| Bernie Sanders | 55 | 63.22% | |
| Uncommitted | 2 | 2.30% | |

Novesta Township Precinct 1

| DEM - President of the United States 10th | | (Final) | |
|---|------------|----------------|--|
| Write-In | 0 | 0.00% | |
| Total... | 87 | 0.00% | |
| Tuscola County MSU Extension | | (Final) | |
| Yes | 229 | 63.09% | |
| No | 134 | 36.91% | |
| Total... | 363 | 100.00% | |

March 8, 2016

Precinct Report

MI County

Official

Tuscola Township Precinct 1

| | | |
|-----------------------------------|--------------|---------------|
| Registration & Turnout | 1,625 | |
| Polling Place Turnout | 554 | 34.09% |
| Manual Entry Turnout | 0 | 0.00% |
| SPR Host Turnout | 0 | 0.00% |
| County Clerk Turnout | 0 | 0.00% |
| Total... | 554 | 34.09% |

| | | |
|--|----------|--------------|
| Non Partisan Registration & Turnout | 0 | |
| Polling Place Turnout | 7 | 0.00% |
| Manual Entry Turnout | 0 | 0.00% |
| SPR Host Turnout | 0 | 0.00% |
| County Clerk Turnout | 0 | 0.00% |
| Total... | 7 | 0.00% |

| | | |
|--|------------|--------------|
| Republican Registration & Turnout | 0 | |
| Polling Place Turnout | 394 | 0.00% |
| Manual Entry Turnout | 0 | 0.00% |
| SPR Host Turnout | 0 | 0.00% |
| County Clerk Turnout | 0 | 0.00% |
| Total... | 394 | 0.00% |

| | | |
|--|------------|--------------|
| Democratic Registration & Turnout | 0 | |
| Polling Place Turnout | 153 | 0.00% |
| Manual Entry Turnout | 0 | 0.00% |
| SPR Host Turnout | 0 | 0.00% |
| County Clerk Turnout | 0 | 0.00% |
| Total... | 153 | 0.00% |

| | | |
|---|----------------|--------------|
| REP - President of the United States 5th | (Final) | |
| Jeb Bush | 1 | 0.25% |
| Ben Carson | 8 | 2.04% |
| Chris Christie | 1 | 0.25% |
| Ted Cruz | 106 | 26.97% |
| Carly Fiorina | 0 | 0.00% |
| Lindsey Graham | 0 | 0.00% |
| Mike Huckabee | 2 | 0.51% |
| John R. Kasich | 82 | 20.87% |
| George Pataki | 1 | 0.25% |
| Rand Paul | 0 | 0.00% |
| Marco Rubio | 40 | 10.18% |
| Rick Santorum | 0 | 0.00% |
| Donald J. Trump | 149 | 37.91% |
| Uncommitted | 3 | 0.76% |
| Write-In | 0 | 0.00% |
| Total... | 393 | 0.00% |

| | | |
|---|----------------|--------|
| DEM - President of the United States 5th | (Final) | |
| Hillary Clinton | 51 | 33.33% |
| Roque Rocky De La Fuente | 0 | 0.00% |
| Martin J. O'Malley | 0 | 0.00% |
| Bernie Sanders | 98 | 64.05% |
| Uncommitted | 4 | 2.61% |

Tuscola Township Precinct 1

| | | |
|---|----------------|----------------|
| DEM - President of the United States 5th | (Final) | |
| Write-In | 0 | 0.00% |
| Total... | 153 | 0.00% |
| Tuscola County MSU Extension | (Final) | |
| Yes | 392 | 73.41% |
| No | 142 | 26.59% |
| Total... | 534 | 100.00% |

March 8, 2016

Precinct Report

MI County

Official

Vassar Township Precinct 1

| Registration & Turnout | 1,803 | |
|------------------------|------------|---------------|
| Polling Place Turnout | 445 | 24.68% |
| Manual Entry Turnout | 0 | 0.00% |
| SPR Host Turnout | 0 | 0.00% |
| County Clerk Turnout | 0 | 0.00% |
| Total... | 445 | 24.68% |

| Non Partisan Registration & Turnout | 0 | |
|-------------------------------------|----------|--------------|
| Polling Place Turnout | 5 | 0.00% |
| Manual Entry Turnout | 0 | 0.00% |
| SPR Host Turnout | 0 | 0.00% |
| County Clerk Turnout | 0 | 0.00% |
| Total... | 5 | 0.00% |

| Republican Registration & Turnout | 0 | |
|-----------------------------------|------------|--------------|
| Polling Place Turnout | 290 | 0.00% |
| Manual Entry Turnout | 0 | 0.00% |
| SPR Host Turnout | 0 | 0.00% |
| County Clerk Turnout | 0 | 0.00% |
| Total... | 290 | 0.00% |

| Democratic Registration & Turnout | 0 | |
|-----------------------------------|------------|--------------|
| Polling Place Turnout | 150 | 0.00% |
| Manual Entry Turnout | 0 | 0.00% |
| SPR Host Turnout | 0 | 0.00% |
| County Clerk Turnout | 0 | 0.00% |
| Total... | 150 | 0.00% |

| REP - President of the United States 5th | (Final) | |
|--|------------|---------------|
| Jeb Bush | 0 | 0.00% |
| Ben Carson | 4 | 1.72% |
| Chris Christie | 1 | 0.43% |
| Ted Cruz | 71 | 30.60% |
| Carly Fiorina | 1 | 0.43% |
| Lindsey Graham | 0 | 0.00% |
| Mike Huckabee | 0 | 0.00% |
| John R. Kasich | 24 | 10.34% |
| George Pataki | 0 | 0.00% |
| Rand Paul | 1 | 0.43% |
| Marco Rubio | 15 | 6.47% |
| Rick Santorum | 0 | 0.00% |
| Donald J. Trump | 114 | 49.14% |
| Uncommitted | 1 | 0.43% |
| Write-In | 0 | 0.00% |
| Total... | 232 | 0.00% |

| REP - President of the United States 10th | (Final) | |
|---|---------|--------|
| Jeb Bush | 0 | 0.00% |
| Ben Carson | 1 | 1.72% |
| Chris Christie | 0 | 0.00% |
| Ted Cruz | 17 | 29.31% |
| Carly Fiorina | 0 | 0.00% |
| Lindsey Graham | 0 | 0.00% |

Vassar Township Precinct 1

| REP - President of the United States 10th | (Final) | |
|---|-----------|---------------|
| Mike Huckabee | 1 | 1.72% |
| John R. Kasich | 6 | 10.34% |
| George Pataki | 0 | 0.00% |
| Rand Paul | 0 | 0.00% |
| Marco Rubio | 1 | 1.72% |
| Rick Santorum | 0 | 0.00% |
| Donald J. Trump | 32 | 55.17% |
| Uncommitted | 0 | 0.00% |
| Write-In | 0 | 0.00% |
| Total... | 58 | 0.00% |

| DEM - President of the United States 5th | (Final) | |
|--|------------|---------------|
| Hillary Clinton | 36 | 33.96% |
| Roque Rocky De La Fuente | 0 | 0.00% |
| Martin J. O'Malley | 0 | 0.00% |
| Bernie Sanders | 69 | 65.09% |
| Uncommitted | 1 | 0.94% |
| Write-In | 0 | 0.00% |
| Total... | 106 | 0.00% |

| DEM - President of the United States 10th | (Final) | |
|---|-----------|----------------|
| Hillary Clinton | 18 | 40.91% |
| Roque Rocky De La Fuente | 0 | 0.00% |
| Martin J. O'Malley | 0 | 0.00% |
| Bernie Sanders | 24 | 54.55% |
| Uncommitted | 1 | 2.27% |
| Write-In | 1 | 2.27% |
| Total... | 44 | 100.00% |

| Tuscola County MSU Extension | (Final) | |
|------------------------------|------------|----------------|
| Yes | 288 | 65.75% |
| No | 150 | 34.25% |
| Total... | 438 | 100.00% |

March 8, 2016

Precinct Report

MI County

Official

Vassar Township Precinct 2

| Registration & Turnout | 1,103 | |
|------------------------|------------|---------------|
| Polling Place Turnout | 366 | 33.18% |
| Manual Entry Turnout | 0 | 0.00% |
| SPR Host Turnout | 0 | 0.00% |
| County Clerk Turnout | 0 | 0.00% |
| Total... | 366 | 33.18% |

| Non Partisan Registration & Turnout | 0 | |
|-------------------------------------|-----------|--------------|
| Polling Place Turnout | 12 | 0.00% |
| Manual Entry Turnout | 0 | 0.00% |
| SPR Host Turnout | 0 | 0.00% |
| County Clerk Turnout | 0 | 0.00% |
| Total... | 12 | 0.00% |

| Republican Registration & Turnout | 0 | |
|-----------------------------------|------------|--------------|
| Polling Place Turnout | 246 | 0.00% |
| Manual Entry Turnout | 0 | 0.00% |
| SPR Host Turnout | 0 | 0.00% |
| County Clerk Turnout | 0 | 0.00% |
| Total... | 246 | 0.00% |

| Democratic Registration & Turnout | 0 | |
|-----------------------------------|------------|--------------|
| Polling Place Turnout | 108 | 0.00% |
| Manual Entry Turnout | 0 | 0.00% |
| SPR Host Turnout | 0 | 0.00% |
| County Clerk Turnout | 0 | 0.00% |
| Total... | 108 | 0.00% |

| REP - President of the United States 10th | (Final) | |
|---|------------|---------------|
| Jeb Bush | 1 | 0.41% |
| Ben Carson | 5 | 2.03% |
| Chris Christie | 0 | 0.00% |
| Ted Cruz | 92 | 37.40% |
| Carly Fiorina | 0 | 0.00% |
| Lindsey Graham | 1 | 0.41% |
| Mike Huckabee | 1 | 0.41% |
| John R. Kasich | 20 | 8.13% |
| George Pataki | 1 | 0.41% |
| Rand Paul | 0 | 0.00% |
| Marco Rubio | 13 | 5.28% |
| Rick Santorum | 1 | 0.41% |
| Donald J. Trump | 107 | 43.50% |
| Uncommitted | 4 | 1.63% |
| Write-In | 0 | 0.00% |
| Total... | 246 | 0.00% |

| DEM - President of the United States 10th | (Final) | |
|---|-----------|---------------|
| Hillary Clinton | 52 | 48.15% |
| Roque Rocky De La Fuente | 0 | 0.00% |
| Martin J. O'Malley | 0 | 0.00% |
| Bernie Sanders | 56 | 51.85% |
| Uncommitted | 0 | 0.00% |

Vassar Township Precinct 2

| DEM - President of the United States 10th | (Final) | |
|---|------------|----------------|
| Write-In | 0 | 0.00% |
| Total... | 108 | 0.00% |
| Tuscola County MSU Extension | (Final) | |
| Yes | 229 | 63.97% |
| No | 129 | 36.03% |
| Total... | 358 | 100.00% |

| Mayville Community Schools Millage Renewal | (Final) | |
|--|----------|--------------|
| Yes | 0 | 0.00% |
| No | 0 | 0.00% |
| Total... | 0 | 0.00% |

March 8, 2016

Precinct Report

MI County

Official

Watertown Township Precinct 1

| Registration & Turnout | 1,632 | |
|------------------------|------------|---------------|
| Polling Place Turnout | 550 | 33.70% |
| Manual Entry Turnout | 0 | 0.00% |
| SPR Host Turnout | 0 | 0.00% |
| County Clerk Turnout | 0 | 0.00% |
| Total... | 550 | 33.70% |

| Non Partisan Registration & Turnout | 0 | |
|-------------------------------------|-----------|--------------|
| Polling Place Turnout | 17 | 0.00% |
| Manual Entry Turnout | 0 | 0.00% |
| SPR Host Turnout | 0 | 0.00% |
| County Clerk Turnout | 0 | 0.00% |
| Total... | 17 | 0.00% |

| Republican Registration & Turnout | 0 | |
|-----------------------------------|------------|--------------|
| Polling Place Turnout | 318 | 0.00% |
| Manual Entry Turnout | 0 | 0.00% |
| SPR Host Turnout | 0 | 0.00% |
| County Clerk Turnout | 0 | 0.00% |
| Total... | 318 | 0.00% |

| Democratic Registration & Turnout | 0 | |
|-----------------------------------|------------|--------------|
| Polling Place Turnout | 215 | 0.00% |
| Manual Entry Turnout | 0 | 0.00% |
| SPR Host Turnout | 0 | 0.00% |
| County Clerk Turnout | 0 | 0.00% |
| Total... | 215 | 0.00% |

| REP - President of the United States 10th | (Final) | |
|---|------------|----------------|
| Jeb Bush | 1 | 0.31% |
| Ben Carson | 7 | 2.20% |
| Chris Christie | 0 | 0.00% |
| Ted Cruz | 80 | 25.16% |
| Carly Fiorina | 0 | 0.00% |
| Lindsey Graham | 0 | 0.00% |
| Mike Huckabee | 0 | 0.00% |
| John R. Kasich | 44 | 13.84% |
| George Pataki | 0 | 0.00% |
| Rand Paul | 1 | 0.31% |
| Marco Rubio | 31 | 9.75% |
| Rick Santorum | 1 | 0.31% |
| Donald J. Trump | 138 | 43.40% |
| Uncommitted | 14 | 4.40% |
| Write-In | 1 | 0.31% |
| Total... | 318 | 100.00% |

| DEM - President of the United States 10th | (Final) | |
|---|------------|---------------|
| Hillary Clinton | 76 | 35.68% |
| Roque Rocky De La Fuente | 1 | 0.47% |
| Martin J. O'Malley | 1 | 0.47% |
| Bernie Sanders | 128 | 60.09% |
| Uncommitted | 7 | 3.29% |

Watertown Township Precinct 1

| DEM - President of the United States 10th | (Final) | |
|---|------------|--------------|
| Write-In | 0 | 0.00% |
| Total... | 213 | 0.00% |

| Tuscola County MSU Extension | (Final) | |
|------------------------------|------------|----------------|
| Yes | 377 | 69.81% |
| No | 163 | 30.19% |
| Total... | 540 | 100.00% |

| Mayville Community Schools Millage Renewal | (Final) | |
|--|------------|----------------|
| Yes | 216 | 58.70% |
| No | 152 | 41.30% |
| Total... | 368 | 100.00% |

March 8, 2016

Precinct Report

MI County

Official

Wells Township Precinct 1

| Registration & Turnout | 1,238 | |
|------------------------|------------|---------------|
| Polling Place Turnout | 504 | 40.71% |
| Manual Entry Turnout | 0 | 0.00% |
| SPR Host Turnout | 0 | 0.00% |
| County Clerk Turnout | 0 | 0.00% |
| Total... | 504 | 40.71% |

| Non Partisan Registration & Turnout | 0 | |
|-------------------------------------|-----------|--------------|
| Polling Place Turnout | 16 | 0.00% |
| Manual Entry Turnout | 0 | 0.00% |
| SPR Host Turnout | 0 | 0.00% |
| County Clerk Turnout | 0 | 0.00% |
| Total... | 16 | 0.00% |

| Republican Registration & Turnout | 0 | |
|-----------------------------------|------------|--------------|
| Polling Place Turnout | 298 | 0.00% |
| Manual Entry Turnout | 0 | 0.00% |
| SPR Host Turnout | 0 | 0.00% |
| County Clerk Turnout | 0 | 0.00% |
| Total... | 298 | 0.00% |

| Democratic Registration & Turnout | 0 | |
|-----------------------------------|------------|--------------|
| Polling Place Turnout | 190 | 0.00% |
| Manual Entry Turnout | 0 | 0.00% |
| SPR Host Turnout | 0 | 0.00% |
| County Clerk Turnout | 0 | 0.00% |
| Total... | 190 | 0.00% |

| REP - President of the United States 10th | (Final) | |
|---|------------|--------------|
| Jeb Bush | 2 | 0.67% |
| Ben Carson | 3 | 1.01% |
| Chris Christie | 3 | 1.01% |
| Ted Cruz | 85 | 28.52% |
| Carly Fiorina | 0 | 0.00% |
| Lindsey Graham | 0 | 0.00% |
| Mike Huckabee | 2 | 0.67% |
| John R. Kasich | 30 | 10.07% |
| George Pataki | 0 | 0.00% |
| Rand Paul | 2 | 0.67% |
| Marco Rubio | 23 | 7.72% |
| Rick Santorum | 1 | 0.34% |
| Donald J. Trump | 141 | 47.32% |
| Uncommitted | 6 | 2.01% |
| Write-In | 0 | 0.00% |
| Total... | 298 | 0.00% |

| DEM - President of the United States 10th | (Final) | |
|---|---------|--------|
| Hillary Clinton | 74 | 39.36% |
| Roque Rocky De La Fuente | 1 | 0.53% |
| Martin J. O'Malley | 1 | 0.53% |
| Bernie Sanders | 111 | 59.04% |
| Uncommitted | 1 | 0.53% |

Wells Township Precinct 1

| DEM - President of the United States 10th | (Final) | |
|---|------------|----------------|
| Write-In | 0 | 0.00% |
| Total... | 188 | 0.00% |
| Tuscola County MSU Extension | (Final) | |
| Yes | 353 | 70.74% |
| No | 146 | 29.26% |
| Total... | 499 | 100.00% |

| Wells Township Road Millage | (Final) | |
|-----------------------------|------------|----------------|
| Yes | 306 | 61.69% |
| No | 190 | 38.31% |
| Total... | 496 | 100.00% |

| Kingston Community Bonding Proposal | (Final) | |
|-------------------------------------|------------|----------------|
| Yes | 88 | 41.51% |
| No | 124 | 58.49% |
| Total... | 212 | 100.00% |

| Kingston Community Schools Millage Renewal | (Final) | |
|--|------------|----------------|
| Yes | 108 | 50.47% |
| No | 106 | 49.53% |
| Total... | 214 | 100.00% |

March 8, 2016

Precinct Report

MI County

Official

Wisner Township Precinct 1

Wisner Township Precinct 1

| Registration & Turnout | | | 532 | DEM - President of the United States 10th | | | (Final) |
|---|-----|--------|---------|---|-----|---------|---------|
| Polling Place Turnout | 207 | 38.91% | | Write-In | 0 | 0.00% | |
| Manual Entry Turnout | 0 | 0.00% | | | | | |
| SPR Host Turnout | 0 | 0.00% | | | | | |
| County Clerk Turnout | 0 | 0.00% | | | | | |
| Total... | 207 | 38.91% | | Total... | 71 | 0.00% | |
| Non Partisan Registration & Turnout | | | 0 | Tuscola County MSU Extension | | | (Final) |
| Polling Place Turnout | 7 | 0.00% | | Yes | 117 | 57.92% | |
| Manual Entry Turnout | 0 | 0.00% | | No | 85 | 42.08% | |
| SPR Host Turnout | 0 | 0.00% | | Total... | 202 | 100.00% | |
| County Clerk Turnout | 0 | 0.00% | | | | | |
| Total... | 7 | 0.00% | | | | | |
| Republican Registration & Turnout | | | 0 | | | | |
| Polling Place Turnout | 129 | 0.00% | | | | | |
| Manual Entry Turnout | 0 | 0.00% | | | | | |
| SPR Host Turnout | 0 | 0.00% | | | | | |
| County Clerk Turnout | 0 | 0.00% | | | | | |
| Total... | 129 | 0.00% | | | | | |
| Democratic Registration & Turnout | | | 0 | | | | |
| Polling Place Turnout | 71 | 0.00% | | | | | |
| Manual Entry Turnout | 0 | 0.00% | | | | | |
| SPR Host Turnout | 0 | 0.00% | | | | | |
| County Clerk Turnout | 0 | 0.00% | | | | | |
| Total... | 71 | 0.00% | | | | | |
| REP - President of the United States 10th | | | (Final) | | | | |
| Jeb Bush | 1 | 0.78% | | | | | |
| Ben Carson | 2 | 1.55% | | | | | |
| Chris Christie | 0 | 0.00% | | | | | |
| Ted Cruz | 29 | 22.48% | | | | | |
| Carly Fiorina | 0 | 0.00% | | | | | |
| Lindsey Graham | 0 | 0.00% | | | | | |
| Mike Huckabee | 0 | 0.00% | | | | | |
| John R. Kasich | 21 | 16.28% | | | | | |
| George Pataki | 0 | 0.00% | | | | | |
| Rand Paul | 0 | 0.00% | | | | | |
| Marco Rubio | 10 | 7.75% | | | | | |
| Rick Santorum | 2 | 1.55% | | | | | |
| Donald J. Trump | 63 | 48.84% | | | | | |
| Uncommitted | 1 | 0.78% | | | | | |
| Write-In | 0 | 0.00% | | | | | |
| Total... | 129 | 0.00% | | | | | |
| DEM - President of the United States 10th | | | (Final) | | | | |
| Hillary Clinton | 26 | 36.62% | | | | | |
| Roque Rocky De La Fuente | 0 | 0.00% | | | | | |
| Martin J. O'Malley | 0 | 0.00% | | | | | |
| Bernie Sanders | 43 | 60.56% | | | | | |
| Uncommitted | 2 | 2.82% | | | | | |

Tuscola_March_2016_E

March 8, 2016

Precinct Report

MI County

Official

Caro City Precinct 1

Caro City Precinct 1

| Registration & Turnout | | | DEM - President of the United States 10th | | |
|---|-----|--------|---|-----|---------|
| | | 1,720 | | | (Final) |
| Polling Place Turnout | 635 | 36.92% | Write-In | 0 | 0.00% |
| Manual Entry Turnout | 0 | 0.00% | | | |
| SPR Host Turnout | 0 | 0.00% | | | |
| County Clerk Turnout | 0 | 0.00% | | | |
| Total... | 635 | 36.92% | Total... | 255 | 0.00% |
| Non Partisan Registration & Turnout | | | Tuscola County MSU Extension | | |
| | | 0 | | | (Final) |
| Polling Place Turnout | 29 | 0.00% | Yes | 491 | 78.31% |
| Manual Entry Turnout | 0 | 0.00% | No | 136 | 21.69% |
| SPR Host Turnout | 0 | 0.00% | | | |
| County Clerk Turnout | 0 | 0.00% | | | |
| Total... | 29 | 0.00% | Total... | 627 | 100.00% |
| Republican Registration & Turnout | | | | | |
| | | 0 | | | |
| Polling Place Turnout | 351 | 0.00% | | | |
| Manual Entry Turnout | 0 | 0.00% | | | |
| SPR Host Turnout | 0 | 0.00% | | | |
| County Clerk Turnout | 0 | 0.00% | | | |
| Total... | 351 | 0.00% | | | |
| Democratic Registration & Turnout | | | | | |
| | | 0 | | | |
| Polling Place Turnout | 255 | 0.00% | | | |
| Manual Entry Turnout | 0 | 0.00% | | | |
| SPR Host Turnout | 0 | 0.00% | | | |
| County Clerk Turnout | 0 | 0.00% | | | |
| Total... | 255 | 0.00% | | | |
| REP - President of the United States 10th | | | (Final) | | |
| Jeb Bush | 0 | 0.00% | | | |
| Ben Carson | 7 | 1.99% | | | |
| Chris Christie | 0 | 0.00% | | | |
| Ted Cruz | 100 | 28.49% | | | |
| Carly Fiorina | 0 | 0.00% | | | |
| Lindsey Graham | 0 | 0.00% | | | |
| Mike Huckabee | 1 | 0.28% | | | |
| John R. Kasich | 58 | 16.52% | | | |
| George Pataki | 0 | 0.00% | | | |
| Rand Paul | 2 | 0.57% | | | |
| Marco Rubio | 44 | 12.54% | | | |
| Rick Santorum | 1 | 0.28% | | | |
| Donald J. Trump | 128 | 36.47% | | | |
| Uncommitted | 10 | 2.85% | | | |
| Write-In | 0 | 0.00% | | | |
| Total... | 351 | 0.00% | | | |
| DEM - President of the United States 10th | | | (Final) | | |
| Hillary Clinton | 118 | 46.27% | | | |
| Roque Rocky De La Fuente | 0 | 0.00% | | | |
| Martin J. O'Malley | 1 | 0.39% | | | |
| Bernie Sanders | 127 | 49.80% | | | |
| Uncommitted | 9 | 3.53% | | | |

March 8, 2016

Precinct Report

MI County

Official

Caro City Precinct 2

| Registration & Turnout | | 1,232 | |
|------------------------|------------|---------------|--|
| Polling Place Turnout | 339 | 27.52% | |
| Manual Entry Turnout | 0 | 0.00% | |
| SPR Host Turnout | 0 | 0.00% | |
| County Clerk Turnout | 0 | 0.00% | |
| Total... | 339 | 27.52% | |

| Non Partisan Registration & Turnout | | 0 | |
|-------------------------------------|-----------|--------------|--|
| Polling Place Turnout | 11 | 0.00% | |
| Manual Entry Turnout | 0 | 0.00% | |
| SPR Host Turnout | 0 | 0.00% | |
| County Clerk Turnout | 0 | 0.00% | |
| Total... | 11 | 0.00% | |

| Republican Registration & Turnout | | 0 | |
|-----------------------------------|------------|--------------|--|
| Polling Place Turnout | 180 | 0.00% | |
| Manual Entry Turnout | 0 | 0.00% | |
| SPR Host Turnout | 0 | 0.00% | |
| County Clerk Turnout | 0 | 0.00% | |
| Total... | 180 | 0.00% | |

| Democratic Registration & Turnout | | 0 | |
|-----------------------------------|------------|--------------|--|
| Polling Place Turnout | 148 | 0.00% | |
| Manual Entry Turnout | 0 | 0.00% | |
| SPR Host Turnout | 0 | 0.00% | |
| County Clerk Turnout | 0 | 0.00% | |
| Total... | 148 | 0.00% | |

| REP - President of the United States 10th | | (Final) | |
|---|------------|----------------|--|
| Jeb Bush | 2 | 1.11% | |
| Ben Carson | 3 | 1.67% | |
| Chris Christie | 1 | 0.56% | |
| Ted Cruz | 57 | 31.67% | |
| Carly Fiorina | 0 | 0.00% | |
| Lindsey Graham | 1 | 0.56% | |
| Mike Huckabee | 0 | 0.00% | |
| John R. Kasich | 25 | 13.89% | |
| George Pataki | 0 | 0.00% | |
| Rand Paul | 2 | 1.11% | |
| Marco Rubio | 14 | 7.78% | |
| Rick Santorum | 1 | 0.56% | |
| Donald J. Trump | 70 | 38.89% | |
| Uncommitted | 3 | 1.67% | |
| Write-In | 1 | 0.56% | |
| Total... | 180 | 100.00% | |

| DEM - President of the United States 10th | | (Final) | |
|---|-----------|---------------|--|
| Hillary Clinton | 65 | 44.52% | |
| Roque Rocky De La Fuente | 0 | 0.00% | |
| Martin J. O'Malley | 0 | 0.00% | |
| Bernie Sanders | 79 | 54.11% | |
| Uncommitted | 2 | 1.37% | |

Caro City Precinct 2

| DEM - President of the United States 10th | | (Final) | |
|---|------------|----------------|--|
| Write-In | 0 | 0.00% | |
| Total... | 146 | 0.00% | |
| Tuscola County MSU Extension | | (Final) | |
| Yes | 252 | 76.13% | |
| No | 79 | 23.87% | |
| Total... | 331 | 100.00% | |

March 8, 2016

Precinct Report

MI County

Official

Vassar City Precinct 1

Vassar City Precinct 1

| Registration & Turnout | | | 1,887 | DEM - President of the United States 5th | | | (Final) |
|--|-----|--------|---------|--|-----|---------|---------|
| Polling Place Turnout | 528 | 27.98% | | Write-In | 0 | 0.00% | |
| Manual Entry Turnout | 0 | 0.00% | | | | | |
| SPR Host Turnout | 0 | 0.00% | | | | | |
| County Clerk Turnout | 0 | 0.00% | | | | | |
| | | | | Total... | 204 | 0.00% | |
| | | | | Tuscola County MSU Extension | | | (Final) |
| | | | | Yes | 380 | 74.66% | |
| | | | | No | 129 | 25.34% | |
| | | | | Total... | 509 | 100.00% | |
| Non Partisan Registration & Turnout | | | 0 | | | | |
| Polling Place Turnout | 8 | 0.00% | | | | | |
| Manual Entry Turnout | 0 | 0.00% | | | | | |
| SPR Host Turnout | 0 | 0.00% | | | | | |
| County Clerk Turnout | 0 | 0.00% | | | | | |
| | | | | Total... | | | |
| | 8 | 0.00% | | | | | |
| Republican Registration & Turnout | | | 0 | | | | |
| Polling Place Turnout | 316 | 0.00% | | | | | |
| Manual Entry Turnout | 0 | 0.00% | | | | | |
| SPR Host Turnout | 0 | 0.00% | | | | | |
| County Clerk Turnout | 0 | 0.00% | | | | | |
| | | | | Total... | | | |
| | 316 | 0.00% | | | | | |
| Democratic Registration & Turnout | | | 0 | | | | |
| Polling Place Turnout | 204 | 0.00% | | | | | |
| Manual Entry Turnout | 0 | 0.00% | | | | | |
| SPR Host Turnout | 0 | 0.00% | | | | | |
| County Clerk Turnout | 0 | 0.00% | | | | | |
| | | | | Total... | | | |
| | 204 | 0.00% | | | | | |
| REP - President of the United States 5th | | | (Final) | | | | |
| Jeb Bush | 3 | 0.95% | | | | | |
| Ben Carson | 6 | 1.90% | | | | | |
| Chris Christie | 1 | 0.32% | | | | | |
| Ted Cruz | 107 | 33.97% | | | | | |
| Carly Fiorina | 0 | 0.00% | | | | | |
| Lindsey Graham | 0 | 0.00% | | | | | |
| Mike Huckabee | 0 | 0.00% | | | | | |
| John R. Kasich | 43 | 13.65% | | | | | |
| George Pataki | 0 | 0.00% | | | | | |
| Rand Paul | 3 | 0.95% | | | | | |
| Marco Rubio | 15 | 4.76% | | | | | |
| Rick Santorum | 1 | 0.32% | | | | | |
| Donald J. Trump | 128 | 40.63% | | | | | |
| Uncommitted | 6 | 1.90% | | | | | |
| Write-In | 2 | 0.63% | | | | | |
| | | | | Total... | 315 | 100.00% | |
| DEM - President of the United States 5th | | | (Final) | | | | |
| Hillary Clinton | 86 | 42.16% | | | | | |
| Roque Rocky De La Fuente | 0 | 0.00% | | | | | |
| Martin J. O'Malley | 0 | 0.00% | | | | | |
| Bernie Sanders | 117 | 57.35% | | | | | |
| Uncommitted | 1 | 0.49% | | | | | |

Tuscola_March_2016_E

March 8, 2016

Summary Report

MI County

Official

I hereby certify that I have compared
this copy with the record on file in
the Tuscola County Clerk's Office and
that it is a correct and true copy.

MAR 14 2016

Tuscola County Clerk's Office

| | | |
|------------------------|--------|--------|
| Registration & Turnout | 40,458 | Voters |
| Polling Place Turnout | 14,004 | 34.61% |
| Manual Entry Turnout | 0 | 0.00% |
| SPR Host Turnout | 0 | 0.00% |
| County Clerk Turnout | 0 | 0.00% |
| Total ... | 14,004 | 34.61% |

| | | |
|-------------------------------------|-----|--------|
| Non Partisan Registration & Turnout | 0 | Voters |
| Polling Place Turnout | 449 | 0.00% |
| Manual Entry Turnout | 0 | 0.00% |
| SPR Host Turnout | 0 | 0.00% |
| County Clerk Turnout | 0 | 0.00% |
| Total ... | 449 | 0.00% |

| | | |
|-----------------------------------|-------|--------|
| Republican Registration & Turnout | 0 | Voters |
| Polling Place Turnout | 8,878 | 0.00% |
| Manual Entry Turnout | 0 | 0.00% |
| SPR Host Turnout | 0 | 0.00% |
| County Clerk Turnout | 0 | 0.00% |
| Total ... | 8,878 | 0.00% |

| | | |
|-----------------------------------|-------|--------|
| Democratic Registration & Turnout | 0 | Voters |
| Polling Place Turnout | 4,677 | 0.00% |
| Manual Entry Turnout | 0 | 0.00% |
| SPR Host Turnout | 0 | 0.00% |
| County Clerk Turnout | 0 | 0.00% |
| Total ... | 4,677 | 0.00% |

| | | |
|--|-------|---------|
| REP - President of the United States 5th | 10/10 | 100.00% |
| Jeb Bush | 24 | 0.88% |
| Ben Carson | 51 | 1.88% |
| Chris Christie | 8 | 0.29% |
| Ted Cruz | 827 | 30.42% |
| Carly Fiorina | 1 | 0.04% |
| Lindsey Graham | 0 | 0.00% |
| Mike Huckabee | 8 | 0.29% |
| John R. Kasich | 383 | 14.09% |
| George Pataki | 2 | 0.07% |
| Rand Paul | 10 | 0.37% |
| Marco Rubio | 185 | 6.80% |
| Rick Santorum | 2 | 0.07% |
| Donald J. Trump | 1,171 | 43.07% |
| Uncommitted | 45 | 1.66% |
| Write-In | 2 | 0.07% |
| Total ... | 2,719 | 100.00% |

| | | |
|---|-------|---------|
| REP - President of the United States 10th | 22/22 | 100.00% |
| Jeb Bush | 43 | 0.70% |
| Ben Carson | 112 | 1.83% |

| | | |
|---|-------|---------|
| REP - President of the United States 10th | 22/22 | 100.00% |
| Chris Christie | 1,841 | 9.31% |
| Ted Cruz | 1,841 | 30.01% |
| Carly Fiorina | 4 | 0.07% |
| Lindsey Graham | 2 | 0.03% |
| Mike Huckabee | 19 | 0.31% |
| John R. Kasich | 885 | 14.43% |
| George Pataki | 3 | 0.05% |
| Rand Paul | 22 | 0.36% |
| Marco Rubio | 473 | 7.71% |
| Rick Santorum | 17 | 0.28% |
| Donald J. Trump | 2,579 | 42.04% |
| Uncommitted | 110 | 1.79% |
| Write-In | 5 | 0.08% |
| Total ... | 6,134 | 100.00% |

| | | |
|--|-------|---------|
| DEM - President of the United States 5th | 10/10 | 100.00% |
| Hillary Clinton | 564 | 38.42% |
| Roque Rocky De La Fuente | 0 | 0.00% |
| Martin J. O'Malley | 6 | 0.41% |
| Bernie Sanders | 867 | 59.06% |
| Uncommitted | 31 | 2.11% |
| Write-In | 0 | 0.00% |
| Total ... | 1,468 | 100.00% |

| | | |
|---|-------|---------|
| DEM - President of the United States 10th | 22/22 | 100.00% |
| Hillary Clinton | 1,420 | 44.50% |
| Roque Rocky De La Fuente | 3 | 0.09% |
| Martin J. O'Malley | 8 | 0.25% |
| Bernie Sanders | 1,665 | 52.18% |
| Uncommitted | 88 | 2.76% |
| Write-In | 7 | 0.22% |
| Total ... | 3,191 | 100.00% |

| | | |
|------------------------------|--------|---------|
| Tuscola County MSU Extension | 31/31 | 100.00% |
| Yes | 9,781 | 71.36% |
| No | 3,926 | 28.64% |
| Total ... | 13,707 | 100.00% |

| | | |
|-----------------------------|-----|---------|
| Wells Township Road Millage | 1/1 | 100.00% |
| Yes | 306 | 61.69% |
| No | 190 | 38.31% |
| Total ... | 496 | 100.00% |

| | | |
|---------------------------------------|-------|---------|
| Mayville Community Schools Millage Re | 4/4 | 100.00% |
| Yes | 987 | 60.18% |
| No | 653 | 39.82% |
| Total ... | 1,640 | 100.00% |

March 8, 2016

Summary Report

MI County

Official

| | | | |
|---------------------------------------|-----|---------|---------|
| Kingston Community Bonding Proposal | | 4/4 | 100.00% |
| Yes | 446 | 45.05% | |
| No | 544 | 54.95% | |
| Total ... | 990 | 100.00% | |
| Kingston Community Schools Millage Re | | 4/4 | 100.00% |
| Yes | 591 | 59.40% | |
| No | 404 | 40.60% | |
| Total ... | 995 | 100.00% | |

3-11-16

John Hunt

Khan

Arma Wallace

Barbara E. Gaul, Chair

Jodi Letting

Statement of Vote
Van Buren County
VanBuren_Mar16_E
3/8/2016

Republican Party PRESIDENT OF THE UNITED STATES

| | Registered | Turnout | Percent | 1 | 2 | 3 | 4 | 5 | 6 | 7 | 8 | 9 |
|---------------------------------------|--------------|------------|---------------|----------|----------|----------|------------|----------|----------|----------|------------|----------|
| City of Bangor Precinct 1 | 1,346 | 261 | 19.39% | 1 | 0 | 0 | 27 | 0 | 0 | 0 | 23 | 0 |
| Election Day | | 261 | 19.39% | 1 | 0 | 0 | 27 | 0 | 0 | 0 | 23 | 0 |
| Election Day manual entry | | 0 | 0.00% | 0 | 0 | 0 | 0 | 0 | 0 | 0 | 0 | 0 |
| Modems | | 0 | 0.00% | 0 | 0 | 0 | 0 | 0 | 0 | 0 | 0 | 0 |
| County Clerk | | 0 | 0.00% | 0 | 0 | 0 | 0 | 0 | 0 | 0 | 0 | 0 |
| City of Gobles Precinct 1 | 580 | 188 | 32.41% | 1 | 6 | 0 | 40 | 0 | 0 | 1 | 16 | 0 |
| Election Day | | 188 | 32.41% | 1 | 6 | 0 | 40 | 0 | 0 | 1 | 16 | 0 |
| Election Day manual entry | | 0 | 0.00% | 0 | 0 | 0 | 0 | 0 | 0 | 0 | 0 | 0 |
| Modems | | 0 | 0.00% | 0 | 0 | 0 | 0 | 0 | 0 | 0 | 0 | 0 |
| County Clerk | | 0 | 0.00% | 0 | 0 | 0 | 0 | 0 | 0 | 0 | 0 | 0 |
| City of Hartford Precinct 1 | 1,558 | 323 | 20.73% | 4 | 4 | 2 | 59 | 0 | 0 | 0 | 29 | 0 |
| Election Day | | 323 | 20.73% | 4 | 4 | 2 | 59 | 0 | 0 | 0 | 29 | 0 |
| Election Day manual entry | | 0 | 0.00% | 0 | 0 | 0 | 0 | 0 | 0 | 0 | 0 | 0 |
| Modems | | 0 | 0.00% | 0 | 0 | 0 | 0 | 0 | 0 | 0 | 0 | 0 |
| County Clerk | | 0 | 0.00% | 0 | 0 | 0 | 0 | 0 | 0 | 0 | 0 | 0 |
| City of South Haven Ward 1 Pre | 1,091 | 348 | 31.90% | 3 | 3 | 2 | 30 | 0 | 0 | 0 | 63 | 0 |
| Election Day | | 348 | 31.90% | 3 | 3 | 2 | 30 | 0 | 0 | 0 | 63 | 0 |
| Election Day manual entry | | 0 | 0.00% | 0 | 0 | 0 | 0 | 0 | 0 | 0 | 0 | 0 |
| Modems | | 0 | 0.00% | 0 | 0 | 0 | 0 | 0 | 0 | 0 | 0 | 0 |
| County Clerk | | 0 | 0.00% | 0 | 0 | 0 | 0 | 0 | 0 | 0 | 0 | 0 |
| City of South Haven Ward 2 Pre | 1,288 | 387 | 30.05% | 1 | 4 | 0 | 40 | 2 | 0 | 0 | 53 | 0 |
| Election Day | | 387 | 30.05% | 1 | 4 | 0 | 40 | 2 | 0 | 0 | 53 | 0 |
| Election Day manual entry | | 0 | 0.00% | 0 | 0 | 0 | 0 | 0 | 0 | 0 | 0 | 0 |
| Modems | | 0 | 0.00% | 0 | 0 | 0 | 0 | 0 | 0 | 0 | 0 | 0 |
| County Clerk | | 0 | 0.00% | 0 | 0 | 0 | 0 | 0 | 0 | 0 | 0 | 0 |
| City of South Haven Ward 3 Pre | 1,200 | 368 | 30.67% | 2 | 4 | 0 | 28 | 0 | 0 | 0 | 74 | 0 |
| Election Day | | 368 | 30.67% | 2 | 4 | 0 | 28 | 0 | 0 | 0 | 74 | 0 |
| Election Day manual entry | | 0 | 0.00% | 0 | 0 | 0 | 0 | 0 | 0 | 0 | 0 | 0 |
| Modems | | 0 | 0.00% | 0 | 0 | 0 | 0 | 0 | 0 | 0 | 0 | 0 |
| County Clerk | | 0 | 0.00% | 0 | 0 | 0 | 0 | 0 | 0 | 0 | 0 | 0 |
| Almena Township Precinct 1 | 2,185 | 791 | 36.20% | 1 | 9 | 1 | 162 | 1 | 1 | 2 | 118 | 0 |
| Election Day | | 791 | 36.20% | 1 | 9 | 1 | 162 | 1 | 1 | 2 | 118 | 0 |
| Election Day manual entry | | 0 | 0.00% | 0 | 0 | 0 | 0 | 0 | 0 | 0 | 0 | 0 |
| Modems | | 0 | 0.00% | 0 | 0 | 0 | 0 | 0 | 0 | 0 | 0 | 0 |
| County Clerk | | 0 | 0.00% | 0 | 0 | 0 | 0 | 0 | 0 | 0 | 0 | 0 |
| Almena Township Precinct 2 | 1,628 | 523 | 32.13% | 4 | 3 | 0 | 114 | 0 | 0 | 1 | 85 | 0 |
| Election Day | | 523 | 32.13% | 4 | 3 | 0 | 114 | 0 | 0 | 1 | 85 | 0 |
| Election Day manual entry | | 0 | 0.00% | 0 | 0 | 0 | 0 | 0 | 0 | 0 | 0 | 0 |
| Modems | | 0 | 0.00% | 0 | 0 | 0 | 0 | 0 | 0 | 0 | 0 | 0 |
| County Clerk | | 0 | 0.00% | 0 | 0 | 0 | 0 | 0 | 0 | 0 | 0 | 0 |
| Antwerp Township Precinct 1 | 1,644 | 409 | 24.88% | 5 | 4 | 2 | 64 | 0 | 0 | 0 | 70 | 1 |
| Election Day | | 409 | 24.88% | 5 | 4 | 2 | 64 | 0 | 0 | 0 | 70 | 1 |
| AV Voting Locations | | 0 | 0.00% | 0 | 0 | 0 | 0 | 0 | 0 | 0 | 0 | 0 |
| Election Day manual entry | | 0 | 0.00% | 0 | 0 | 0 | 0 | 0 | 0 | 0 | 0 | 0 |
| Modems | | 0 | 0.00% | 0 | 0 | 0 | 0 | 0 | 0 | 0 | 0 | 0 |
| County Clerk | | 0 | 0.00% | 0 | 0 | 0 | 0 | 0 | 0 | 0 | 0 | 0 |
| Antwerp Township Precinct 2 | 2,500 | 790 | 31.60% | 1 | 8 | 0 | 157 | 1 | 0 | 1 | 125 | 2 |
| Election Day | | 790 | 31.60% | 1 | 8 | 0 | 157 | 1 | 0 | 1 | 125 | 2 |
| AV Voting Locations | | 0 | 0.00% | 0 | 0 | 0 | 0 | 0 | 0 | 0 | 0 | 0 |
| Election Day manual entry | | 0 | 0.00% | 0 | 0 | 0 | 0 | 0 | 0 | 0 | 0 | 0 |

| | 10 | 11 | 12 | 13 | 14 | 15 |
|--|----|----|----|-----|----|----|
| City of Bangor Precinct 1 | 0 | 18 | 1 | 59 | 2 | 0 |
| Election Day | 0 | 18 | 1 | 59 | 2 | 0 |
| Election Day manual entry | 0 | 0 | 0 | 0 | 0 | 0 |
| Modems | 0 | 0 | 0 | 0 | 0 | 0 |
| County Clerk | 0 | 0 | 0 | 0 | 0 | 0 |
| City of Gobles Precinct 1 | 0 | 14 | 0 | 30 | 0 | 2 |
| Election Day | 0 | 14 | 0 | 30 | 0 | 2 |
| Election Day manual entry | 0 | 0 | 0 | 0 | 0 | 0 |
| Modems | 0 | 0 | 0 | 0 | 0 | 0 |
| County Clerk | 0 | 0 | 0 | 0 | 0 | 0 |
| City of Hartford Precinct 1 | 2 | 12 | 1 | 67 | 6 | 0 |
| Election Day | 2 | 12 | 1 | 67 | 6 | 0 |
| Election Day manual entry | 0 | 0 | 0 | 0 | 0 | 0 |
| Modems | 0 | 0 | 0 | 0 | 0 | 0 |
| County Clerk | 0 | 0 | 0 | 0 | 0 | 0 |
| City of South Haven Ward 1 Precinct 1 | 26 | 0 | 33 | 0 | 0 | 0 |
| Election Day | 1 | 26 | 0 | 33 | 0 | 0 |
| Election Day manual entry | 0 | 0 | 0 | 0 | 0 | 0 |
| Modems | 0 | 0 | 0 | 0 | 0 | 0 |
| County Clerk | 0 | 0 | 0 | 0 | 0 | 0 |
| City of South Haven Ward 2 Precinct 1 | 25 | 0 | 56 | 5 | 0 | 0 |
| Election Day | 0 | 25 | 0 | 56 | 5 | 0 |
| Election Day manual entry | 0 | 0 | 0 | 0 | 0 | 0 |
| Modems | 0 | 0 | 0 | 0 | 0 | 0 |
| County Clerk | 0 | 0 | 0 | 0 | 0 | 0 |
| City of South Haven Ward 3 Precinct 1 | 20 | 0 | 79 | 0 | 0 | 0 |
| Election Day | 0 | 20 | 0 | 79 | 0 | 0 |
| Election Day manual entry | 0 | 0 | 0 | 0 | 0 | 0 |
| Modems | 0 | 0 | 0 | 0 | 0 | 0 |
| County Clerk | 0 | 0 | 0 | 0 | 0 | 0 |
| Almena Township Precinct 1 | 1 | 48 | 2 | 162 | 4 | 1 |
| Election Day | 1 | 48 | 2 | 162 | 4 | 1 |
| Election Day manual entry | 0 | 0 | 0 | 0 | 0 | 0 |
| Modems | 0 | 0 | 0 | 0 | 0 | 0 |
| County Clerk | 0 | 0 | 0 | 0 | 0 | 0 |
| Almena Township Precinct 2 | 1 | 36 | 0 | 88 | 3 | 0 |
| Election Day | 1 | 36 | 0 | 88 | 3 | 0 |
| Election Day manual entry | 0 | 0 | 0 | 0 | 0 | 0 |
| Modems | 0 | 0 | 0 | 0 | 0 | 0 |
| County Clerk | 0 | 0 | 0 | 0 | 0 | 0 |
| Antwerp Township Precinct 1 | 0 | 18 | 0 | 68 | 6 | 0 |
| Election Day | 0 | 18 | 0 | 68 | 6 | 0 |
| AV Voting Locations | 0 | 0 | 0 | 0 | 0 | 0 |
| Election Day manual entry | 0 | 0 | 0 | 0 | 0 | 0 |
| Modems | 0 | 0 | 0 | 0 | 0 | 0 |
| County Clerk | 0 | 0 | 0 | 0 | 0 | 0 |
| Antwerp Township Precinct 2 | 2 | 61 | 1 | 118 | 5 | 0 |
| Election Day | 2 | 61 | 1 | 118 | 5 | 0 |
| AV Voting Locations | 0 | 0 | 0 | 0 | 0 | 0 |
| Election Day manual entry | 0 | 0 | 0 | 0 | 0 | 0 |

Statement of Vote
Van Buren County
VanBuren_Mar16_E
3/8/2016

Republican Party PRESIDENT OF THE UNITED STATES

| | Registered | Turnout | Percent | 1 | 2 | 3 | 4 | 5 | 6 | 7 | 8 | 9 |
|---|--------------|------------|---------------|----------|-----------|----------|------------|----------|----------|----------|------------|----------|
| Antwerp Township Precinct 2 | 2,500 | 790 | 31.60% | 1 | 8 | 0 | 157 | 1 | 0 | 1 | 125 | 2 |
| Modems | | 0 | 0.00% | 0 | 0 | 0 | 0 | 0 | 0 | 0 | 0 | 0 |
| County Clerk | | 0 | 0.00% | 0 | 0 | 0 | 0 | 0 | 0 | 0 | 0 | 0 |
| Antwerp Township Precinct 3 | 1,237 | 448 | 36.22% | 2 | 1 | 1 | 74 | 0 | 0 | 1 | 65 | 0 |
| Election Day | | 448 | 36.22% | 2 | 1 | 1 | 74 | 0 | 0 | 1 | 65 | 0 |
| AV Voting Locations | | 0 | 0.00% | 0 | 0 | 0 | 0 | 0 | 0 | 0 | 0 | 0 |
| Election Day manual entry | | 0 | 0.00% | 0 | 0 | 0 | 0 | 0 | 0 | 0 | 0 | 0 |
| Modems | | 0 | 0.00% | 0 | 0 | 0 | 0 | 0 | 0 | 0 | 0 | 0 |
| County Clerk | | 0 | 0.00% | 0 | 0 | 0 | 0 | 0 | 0 | 0 | 0 | 0 |
| Antwerp Township Precinct 4 | 1,478 | 427 | 28.89% | 2 | 3 | 0 | 77 | 0 | 0 | 1 | 35 | 0 |
| Election Day | | 427 | 28.89% | 2 | 3 | 0 | 77 | 0 | 0 | 1 | 35 | 0 |
| AV Voting Locations | | 0 | 0.00% | 0 | 0 | 0 | 0 | 0 | 0 | 0 | 0 | 0 |
| Election Day manual entry | | 0 | 0.00% | 0 | 0 | 0 | 0 | 0 | 0 | 0 | 0 | 0 |
| Modems | | 0 | 0.00% | 0 | 0 | 0 | 0 | 0 | 0 | 0 | 0 | 0 |
| County Clerk | | 0 | 0.00% | 0 | 0 | 0 | 0 | 0 | 0 | 0 | 0 | 0 |
| Antwerp Township Precinct 5 | 2,032 | 683 | 33.61% | 1 | 12 | 1 | 125 | 0 | 0 | 1 | 97 | 0 |
| Election Day | | 683 | 33.61% | 1 | 12 | 1 | 125 | 0 | 0 | 1 | 97 | 0 |
| AV Voting Locations | | 0 | 0.00% | 0 | 0 | 0 | 0 | 0 | 0 | 0 | 0 | 0 |
| Election Day manual entry | | 0 | 0.00% | 0 | 0 | 0 | 0 | 0 | 0 | 0 | 0 | 0 |
| Modems | | 0 | 0.00% | 0 | 0 | 0 | 0 | 0 | 0 | 0 | 0 | 0 |
| County Clerk | | 0 | 0.00% | 0 | 0 | 0 | 0 | 0 | 0 | 0 | 0 | 0 |
| Arlington Township Precinct 1 | 1,500 | 408 | 27.20% | 1 | 4 | 0 | 71 | 0 | 0 | 0 | 61 | 0 |
| Election Day | | 408 | 27.20% | 1 | 4 | 0 | 71 | 0 | 0 | 0 | 61 | 0 |
| Election Day manual entry | | 0 | 0.00% | 0 | 0 | 0 | 0 | 0 | 0 | 0 | 0 | 0 |
| Modems | | 0 | 0.00% | 0 | 0 | 0 | 0 | 0 | 0 | 0 | 0 | 0 |
| County Clerk | | 0 | 0.00% | 0 | 0 | 0 | 0 | 0 | 0 | 0 | 0 | 0 |
| Bangor Township Precinct 1 | 1,521 | 337 | 22.16% | 0 | 4 | 0 | 62 | 0 | 0 | 0 | 50 | 0 |
| Election Day | | 337 | 22.16% | 0 | 4 | 0 | 62 | 0 | 0 | 0 | 50 | 0 |
| Election Day manual entry | | 0 | 0.00% | 0 | 0 | 0 | 0 | 0 | 0 | 0 | 0 | 0 |
| Modems | | 0 | 0.00% | 0 | 0 | 0 | 0 | 0 | 0 | 0 | 0 | 0 |
| County Clerk | | 0 | 0.00% | 0 | 0 | 0 | 0 | 0 | 0 | 0 | 0 | 0 |
| Bloomington Township Precinct | 2,248 | 629 | 27.98% | 3 | 8 | 1 | 131 | 1 | 1 | 2 | 69 | 0 |
| Election Day | | 629 | 27.98% | 3 | 8 | 1 | 131 | 1 | 1 | 2 | 69 | 0 |
| Election Day manual entry | | 0 | 0.00% | 0 | 0 | 0 | 0 | 0 | 0 | 0 | 0 | 0 |
| Modems | | 0 | 0.00% | 0 | 0 | 0 | 0 | 0 | 0 | 0 | 0 | 0 |
| County Clerk | | 0 | 0.00% | 0 | 0 | 0 | 0 | 0 | 0 | 0 | 0 | 0 |
| Columbia Township Precinct 1 | 1,934 | 499 | 25.80% | 1 | 6 | 0 | 86 | 0 | 0 | 0 | 50 | 0 |
| Election Day | | 499 | 25.80% | 1 | 6 | 0 | 86 | 0 | 0 | 0 | 50 | 0 |
| Election Day manual entry | | 0 | 0.00% | 0 | 0 | 0 | 0 | 0 | 0 | 0 | 0 | 0 |
| Modems | | 0 | 0.00% | 0 | 0 | 0 | 0 | 0 | 0 | 0 | 0 | 0 |
| County Clerk | | 0 | 0.00% | 0 | 0 | 0 | 0 | 0 | 0 | 0 | 0 | 0 |
| Covert Township Precinct 1 & 2 | 942 | 199 | 21.13% | 0 | 0 | 0 | 14 | 0 | 0 | 0 | 11 | 0 |
| Election Day | | 199 | 21.13% | 0 | 0 | 0 | 14 | 0 | 0 | 0 | 11 | 0 |
| Election Day manual entry | | 0 | 0.00% | 0 | 0 | 0 | 0 | 0 | 0 | 0 | 0 | 0 |
| Modems | | 0 | 0.00% | 0 | 0 | 0 | 0 | 0 | 0 | 0 | 0 | 0 |
| County Clerk | | 0 | 0.00% | 0 | 0 | 0 | 0 | 0 | 0 | 0 | 0 | 0 |
| Covert Township Precinct 2 | 1,091 | 228 | 20.90% | 0 | 0 | 1 | 29 | 0 | 0 | 0 | 11 | 0 |
| Election Day | | 228 | 20.90% | 0 | 0 | 1 | 29 | 0 | 0 | 0 | 11 | 0 |
| Election Day manual entry | | 0 | 0.00% | 0 | 0 | 0 | 0 | 0 | 0 | 0 | 0 | 0 |
| Modems | | 0 | 0.00% | 0 | 0 | 0 | 0 | 0 | 0 | 0 | 0 | 0 |

| | 10 | 11 | 12 | 13 | 14 | 15 |
|---|-----------|----------|------------|----------|----------|----|
| Antwerp Township Precinct 2 2 | 61 | 1 | 118 | 5 | 0 | |
| Modems | 0 | 0 | 0 | 0 | 0 | 0 |
| County Clerk | 0 | 0 | 0 | 0 | 0 | 0 |
| Antwerp Township Precinct 3 0 | 39 | 0 | 92 | 1 | 0 | |
| Election Day | 0 | 39 | 0 | 92 | 1 | 0 |
| AV Voting Locations | 0 | 0 | 0 | 0 | 0 | 0 |
| Election Day manual entry | 0 | 0 | 0 | 0 | 0 | 0 |
| Modems | 0 | 0 | 0 | 0 | 0 | 0 |
| County Clerk | 0 | 0 | 0 | 0 | 0 | 0 |
| Antwerp Township Precinct 4 1 | 22 | 0 | 89 | 1 | 0 | |
| Election Day | 1 | 22 | 0 | 89 | 1 | 0 |
| AV Voting Locations | 0 | 0 | 0 | 0 | 0 | 0 |
| Election Day manual entry | 0 | 0 | 0 | 0 | 0 | 0 |
| Modems | 0 | 0 | 0 | 0 | 0 | 0 |
| County Clerk | 0 | 0 | 0 | 0 | 0 | 0 |
| Antwerp Township Precinct 5 2 | 42 | 1 | 146 | 5 | 0 | |
| Election Day | 2 | 42 | 1 | 146 | 5 | 0 |
| AV Voting Locations | 0 | 0 | 0 | 0 | 0 | 0 |
| Election Day manual entry | 0 | 0 | 0 | 0 | 0 | 0 |
| Modems | 0 | 0 | 0 | 0 | 0 | 0 |
| County Clerk | 0 | 0 | 0 | 0 | 0 | 0 |
| Arlington Township Precinct 10 | 31 | 1 | 102 | 1 | 0 | |
| Election Day | 0 | 31 | 1 | 102 | 1 | 0 |
| Election Day manual entry | 0 | 0 | 0 | 0 | 0 | 0 |
| Modems | 0 | 0 | 0 | 0 | 0 | 0 |
| County Clerk | 0 | 0 | 0 | 0 | 0 | 0 |
| Bangor Township Precinct 1 0 | 23 | 0 | 105 | 2 | 1 | |
| Election Day | 0 | 23 | 0 | 105 | 2 | 1 |
| Election Day manual entry | 0 | 0 | 0 | 0 | 0 | 0 |
| Modems | 0 | 0 | 0 | 0 | 0 | 0 |
| County Clerk | 0 | 0 | 0 | 0 | 0 | 0 |
| Bloomington Township Precinct 1 | 37 | 0 | 132 | 8 | 0 | |
| Election Day | 1 | 37 | 0 | 132 | 8 | 0 |
| Election Day manual entry | 0 | 0 | 0 | 0 | 0 | 0 |
| Modems | 0 | 0 | 0 | 0 | 0 | 0 |
| County Clerk | 0 | 0 | 0 | 0 | 0 | 0 |
| Columbia Township Precinct 10 | 25 | 2 | 122 | 7 | 1 | |
| Election Day | 0 | 25 | 2 | 122 | 7 | 1 |
| Election Day manual entry | 0 | 0 | 0 | 0 | 0 | 0 |
| Modems | 0 | 0 | 0 | 0 | 0 | 0 |
| County Clerk | 0 | 0 | 0 | 0 | 0 | 0 |
| Covert Township Precinct 1 & 2 | 8 | 0 | 13 | 0 | 0 | |
| Election Day | 0 | 8 | 0 | 13 | 0 | 0 |
| Election Day manual entry | 0 | 0 | 0 | 0 | 0 | 0 |
| Modems | 0 | 0 | 0 | 0 | 0 | 0 |
| County Clerk | 0 | 0 | 0 | 0 | 0 | 0 |
| Covert Township Precinct 2 0 | 6 | 0 | 38 | 4 | 0 | |
| Election Day | 0 | 6 | 0 | 38 | 4 | 0 |
| Election Day manual entry | 0 | 0 | 0 | 0 | 0 | 0 |
| Modems | 0 | 0 | 0 | 0 | 0 | 0 |

Statement of Vote
Van Buren County
VanBuren_Mar16_E
3/8/2016

Republican Party PRESIDENT OF THE UNITED STATES

| | Registered | Turnout | Percent | 1 | 2 | 3 | 4 | 5 | 6 | 7 | 8 | 9 |
|-------------------------------------|--------------|------------|---------------|-----------|-----------|----------|------------|----------|----------|----------|------------|----------|
| Covert Township Precinct 2 | 1,091 | 228 | 20.90% | 0 | 0 | 1 | 29 | 0 | 0 | 0 | 11 | 0 |
| County Clerk | | 0 | 0.00% | 0 | 0 | 0 | 0 | 0 | 0 | 0 | 0 | 0 |
| Decatur Township Precinct 1 | 2,559 | 619 | 24.19% | 5 | 4 | 1 | 94 | 0 | 0 | 0 | 73 | 0 |
| Election Day | | 619 | 24.19% | 5 | 4 | 1 | 94 | 0 | 0 | 0 | 73 | 0 |
| Election Day manual entry | | 0 | 0.00% | 0 | 0 | 0 | 0 | 0 | 0 | 0 | 0 | 0 |
| Modems | | 0 | 0.00% | 0 | 0 | 0 | 0 | 0 | 0 | 0 | 0 | 0 |
| County Clerk | | 0 | 0.00% | 0 | 0 | 0 | 0 | 0 | 0 | 0 | 0 | 0 |
| Geneva Township Precinct 1 | 2,569 | 661 | 25.73% | 2 | 6 | 1 | 103 | 0 | 0 | 0 | 81 | 0 |
| Election Day | | 661 | 25.73% | 2 | 6 | 1 | 103 | 0 | 0 | 0 | 81 | 0 |
| Election Day manual entry | | 0 | 0.00% | 0 | 0 | 0 | 0 | 0 | 0 | 0 | 0 | 0 |
| Modems | | 0 | 0.00% | 0 | 0 | 0 | 0 | 0 | 0 | 0 | 0 | 0 |
| County Clerk | | 0 | 0.00% | 0 | 0 | 0 | 0 | 0 | 0 | 0 | 0 | 0 |
| Hamilton Township Precinct 1 | 1,185 | 280 | 23.63% | 3 | 1 | 0 | 54 | 0 | 0 | 0 | 36 | 0 |
| Election Day | | 280 | 23.63% | 3 | 1 | 0 | 54 | 0 | 0 | 0 | 36 | 0 |
| Election Day manual entry | | 0 | 0.00% | 0 | 0 | 0 | 0 | 0 | 0 | 0 | 0 | 0 |
| Modems | | 0 | 0.00% | 0 | 0 | 0 | 0 | 0 | 0 | 0 | 0 | 0 |
| County Clerk | | 0 | 0.00% | 0 | 0 | 0 | 0 | 0 | 0 | 0 | 0 | 0 |
| Hartford Township Precinct 1 | 2,212 | 496 | 22.42% | 1 | 8 | 0 | 112 | 0 | 0 | 0 | 74 | 0 |
| Election Day | | 496 | 22.42% | 1 | 8 | 0 | 112 | 0 | 0 | 0 | 74 | 0 |
| Election Day manual entry | | 0 | 0.00% | 0 | 0 | 0 | 0 | 0 | 0 | 0 | 0 | 0 |
| Modems | | 0 | 0.00% | 0 | 0 | 0 | 0 | 0 | 0 | 0 | 0 | 0 |
| County Clerk | | 0 | 0.00% | 0 | 0 | 0 | 0 | 0 | 0 | 0 | 0 | 0 |
| Keeler Township Precinct 1 | 1,560 | 432 | 27.69% | 4 | 5 | 2 | 67 | 1 | 0 | 0 | 61 | 0 |
| Election Day | | 432 | 27.69% | 4 | 5 | 2 | 67 | 1 | 0 | 0 | 61 | 0 |
| Election Day manual entry | | 0 | 0.00% | 0 | 0 | 0 | 0 | 0 | 0 | 0 | 0 | 0 |
| Modems | | 0 | 0.00% | 0 | 0 | 0 | 0 | 0 | 0 | 0 | 0 | 0 |
| County Clerk | | 0 | 0.00% | 0 | 0 | 0 | 0 | 0 | 0 | 0 | 0 | 0 |
| Lawrence Township Precinct 1 | 2,467 | 606 | 24.56% | 5 | 5 | 2 | 103 | 0 | 0 | 2 | 106 | 0 |
| Election Day | | 606 | 24.56% | 5 | 5 | 2 | 103 | 0 | 0 | 2 | 106 | 0 |
| Election Day manual entry | | 0 | 0.00% | 0 | 0 | 0 | 0 | 0 | 0 | 0 | 0 | 0 |
| Modems | | 0 | 0.00% | 0 | 0 | 0 | 0 | 0 | 0 | 0 | 0 | 0 |
| County Clerk | | 0 | 0.00% | 0 | 0 | 0 | 0 | 0 | 0 | 0 | 0 | 0 |
| Paw Paw Township Precinct 1 | 2,150 | 660 | 30.70% | 5 | 13 | 1 | 66 | 0 | 0 | 0 | 64 | 0 |
| Election Day | | 660 | 30.70% | 5 | 13 | 1 | 66 | 0 | 0 | 0 | 64 | 0 |
| AV Voting Locations | | 0 | 0.00% | 0 | 0 | 0 | 0 | 0 | 0 | 0 | 0 | 0 |
| Election Day manual entry | | 0 | 0.00% | 0 | 0 | 0 | 0 | 0 | 0 | 0 | 0 | 0 |
| Modems | | 0 | 0.00% | 0 | 0 | 0 | 0 | 0 | 0 | 0 | 0 | 0 |
| County Clerk | | 0 | 0.00% | 0 | 0 | 0 | 0 | 0 | 0 | 0 | 0 | 0 |
| Paw Paw Township Precinct 2 | 1,507 | 588 | 39.02% | 12 | 8 | 2 | 89 | 0 | 0 | 1 | 82 | 0 |
| Election Day | | 588 | 39.02% | 12 | 8 | 2 | 89 | 0 | 0 | 1 | 82 | 0 |
| AV Voting Locations | | 0 | 0.00% | 0 | 0 | 0 | 0 | 0 | 0 | 0 | 0 | 0 |
| Election Day manual entry | | 0 | 0.00% | 0 | 0 | 0 | 0 | 0 | 0 | 0 | 0 | 0 |
| Modems | | 0 | 0.00% | 0 | 0 | 0 | 0 | 0 | 0 | 0 | 0 | 0 |
| County Clerk | | 0 | 0.00% | 0 | 0 | 0 | 0 | 0 | 0 | 0 | 0 | 0 |
| Paw Paw Township Precinct 3 | 1,058 | 402 | 38.00% | 3 | 5 | 0 | 57 | 0 | 0 | 0 | 61 | 1 |
| Election Day | | 402 | 38.00% | 3 | 5 | 0 | 57 | 0 | 0 | 0 | 61 | 1 |
| AV Voting Locations | | 0 | 0.00% | 0 | 0 | 0 | 0 | 0 | 0 | 0 | 0 | 0 |
| Election Day manual entry | | 0 | 0.00% | 0 | 0 | 0 | 0 | 0 | 0 | 0 | 0 | 0 |
| Modems | | 0 | 0.00% | 0 | 0 | 0 | 0 | 0 | 0 | 0 | 0 | 0 |
| County Clerk | | 0 | 0.00% | 0 | 0 | 0 | 0 | 0 | 0 | 0 | 0 | 0 |

| | 10 | 11 | 12 | 13 | 14 | 15 |
|--------------------------------------|----|----|----|-----|----|----|
| Covert Township Precinct 2 | 0 | 6 | 0 | 38 | 4 | 0 |
| County Clerk | 0 | 0 | 0 | 0 | 0 | 0 |
| Decatur Township Precinct 1 | 2 | 34 | 0 | 136 | 5 | 0 |
| Election Day | 2 | 34 | 0 | 136 | 5 | 0 |
| Election Day manual entry | 0 | 0 | 0 | 0 | 0 | 0 |
| Modems | 0 | 0 | 0 | 0 | 0 | 0 |
| County Clerk | 0 | 0 | 0 | 0 | 0 | 0 |
| Geneva Township Precinct 1 | 1 | 40 | 1 | 130 | 7 | 0 |
| Election Day | 1 | 40 | 1 | 130 | 7 | 0 |
| Election Day manual entry | 0 | 0 | 0 | 0 | 0 | 0 |
| Modems | 0 | 0 | 0 | 0 | 0 | 0 |
| County Clerk | 0 | 0 | 0 | 0 | 0 | 0 |
| Hamilton Township Precinct 11 | 19 | 19 | 0 | 80 | 4 | 0 |
| Election Day | 1 | 19 | 0 | 80 | 4 | 0 |
| Election Day manual entry | 0 | 0 | 0 | 0 | 0 | 0 |
| Modems | 0 | 0 | 0 | 0 | 0 | 0 |
| County Clerk | 0 | 0 | 0 | 0 | 0 | 0 |
| Hartford Township Precinct 1 | 0 | 25 | 1 | 139 | 5 | 0 |
| Election Day | 0 | 25 | 1 | 139 | 5 | 0 |
| Election Day manual entry | 0 | 0 | 0 | 0 | 0 | 0 |
| Modems | 0 | 0 | 0 | 0 | 0 | 0 |
| County Clerk | 0 | 0 | 0 | 0 | 0 | 0 |
| Keeler Township Precinct 1 | 0 | 21 | 0 | 130 | 3 | 0 |
| Election Day | 0 | 21 | 0 | 130 | 3 | 0 |
| Election Day manual entry | 0 | 0 | 0 | 0 | 0 | 0 |
| Modems | 0 | 0 | 0 | 0 | 0 | 0 |
| County Clerk | 0 | 0 | 0 | 0 | 0 | 0 |
| Lawrence Township Precinct 13 | 34 | 34 | 3 | 138 | 4 | 0 |
| Election Day | 3 | 34 | 3 | 138 | 4 | 0 |
| Election Day manual entry | 0 | 0 | 0 | 0 | 0 | 0 |
| Modems | 0 | 0 | 0 | 0 | 0 | 0 |
| County Clerk | 0 | 0 | 0 | 0 | 0 | 0 |
| Paw Paw Township Precinct 12 | 39 | 39 | 1 | 120 | 12 | 0 |
| Election Day | 2 | 39 | 1 | 120 | 12 | 0 |
| AV Voting Locations | 0 | 0 | 0 | 0 | 0 | 0 |
| Election Day manual entry | 0 | 0 | 0 | 0 | 0 | 0 |
| Modems | 0 | 0 | 0 | 0 | 0 | 0 |
| County Clerk | 0 | 0 | 0 | 0 | 0 | 0 |
| Paw Paw Township Precinct 20 | 46 | 46 | 0 | 113 | 11 | 1 |
| Election Day | 0 | 46 | 0 | 113 | 11 | 1 |
| AV Voting Locations | 0 | 0 | 0 | 0 | 0 | 0 |
| Election Day manual entry | 0 | 0 | 0 | 0 | 0 | 0 |
| Modems | 0 | 0 | 0 | 0 | 0 | 0 |
| County Clerk | 0 | 0 | 0 | 0 | 0 | 0 |
| Paw Paw Township Precinct 32 | 17 | 17 | 1 | 75 | 8 | 0 |
| Election Day | 2 | 17 | 1 | 75 | 8 | 0 |
| AV Voting Locations | 0 | 0 | 0 | 0 | 0 | 0 |
| Election Day manual entry | 0 | 0 | 0 | 0 | 0 | 0 |
| Modems | 0 | 0 | 0 | 0 | 0 | 0 |
| County Clerk | 0 | 0 | 0 | 0 | 0 | 0 |

Statement of Vote
Van Buren County
VanBuren_Mar16_E
3/8/2016

Republican Party PRESIDENT OF THE UNITED STATES

| | Registered | Turnout | Percent | 1 | 2 | 3 | 4 | 5 | 6 | 7 | 8 | 9 |
|-------------------------------------|---------------|---------------|---------------|-----------|------------|-----------|--------------|----------|----------|-----------|--------------|----------|
| Pine Grove Township Precinct | 2,231 | 711 | 31.87% | 3 | 14 | 0 | 138 | 2 | 0 | 0 | 87 | 0 |
| Election Day | | 711 | 31.87% | 3 | 14 | 0 | 138 | 2 | 0 | 0 | 87 | 0 |
| Election Day manual entry | | 0 | 0.00% | 0 | 0 | 0 | 0 | 0 | 0 | 0 | 0 | 0 |
| Modems | | 0 | 0.00% | 0 | 0 | 0 | 0 | 0 | 0 | 0 | 0 | 0 |
| County Clerk | | 0 | 0.00% | 0 | 0 | 0 | 0 | 0 | 0 | 0 | 0 | 0 |
| Porter Township Precinct 1 | 1,930 | 660 | 34.20% | 1 | 7 | 0 | 119 | 1 | 0 | 2 | 87 | 0 |
| Election Day | | 660 | 34.20% | 1 | 7 | 0 | 119 | 1 | 0 | 2 | 87 | 0 |
| Election Day manual entry | | 0 | 0.00% | 0 | 0 | 0 | 0 | 0 | 0 | 0 | 0 | 0 |
| Modems | | 0 | 0.00% | 0 | 0 | 0 | 0 | 0 | 0 | 0 | 0 | 0 |
| County Clerk | | 0 | 0.00% | 0 | 0 | 0 | 0 | 0 | 0 | 0 | 0 | 0 |
| South Haven Charter Township | 1,856 | 496 | 26.72% | 1 | 3 | 3 | 70 | 0 | 0 | 1 | 59 | 0 |
| Election Day | | 496 | 26.72% | 1 | 3 | 3 | 70 | 0 | 0 | 1 | 59 | 0 |
| Election Day manual entry | | 0 | 0.00% | 0 | 0 | 0 | 0 | 0 | 0 | 0 | 0 | 0 |
| Modems | | 0 | 0.00% | 0 | 0 | 0 | 0 | 0 | 0 | 0 | 0 | 0 |
| County Clerk | | 0 | 0.00% | 0 | 0 | 0 | 0 | 0 | 0 | 0 | 0 | 0 |
| South Haven Charter Township | 1,070 | 274 | 25.61% | 0 | 2 | 0 | 27 | 0 | 0 | 0 | 52 | 0 |
| Election Day | | 274 | 25.61% | 0 | 2 | 0 | 27 | 0 | 0 | 0 | 52 | 0 |
| Election Day manual entry | | 0 | 0.00% | 0 | 0 | 0 | 0 | 0 | 0 | 0 | 0 | 0 |
| Modems | | 0 | 0.00% | 0 | 0 | 0 | 0 | 0 | 0 | 0 | 0 | 0 |
| County Clerk | | 0 | 0.00% | 0 | 0 | 0 | 0 | 0 | 0 | 0 | 0 | 0 |
| Waverly Township Precinct 1 | 1,826 | 520 | 28.48% | 2 | 6 | 0 | 90 | 0 | 0 | 1 | 64 | 0 |
| Election Day | | 520 | 28.48% | 2 | 6 | 0 | 90 | 0 | 0 | 1 | 64 | 0 |
| Election Day manual entry | | 0 | 0.00% | 0 | 0 | 0 | 0 | 0 | 0 | 0 | 0 | 0 |
| Modems | | 0 | 0.00% | 0 | 0 | 0 | 0 | 0 | 0 | 0 | 0 | 0 |
| County Clerk | | 0 | 0.00% | 0 | 0 | 0 | 0 | 0 | 0 | 0 | 0 | 0 |
| | 55,183 | 15,651 | 28.36% | 80 | 170 | 23 | 2,579 | 9 | 2 | 17 | 2,092 | 4 |

Candidates

- 1 Jeb Bush
- 2 Ben Carson
- 3 Chris Christie
- 4 Ted Cruz
- 5 Carly Fiorina
- 6 Lindsey Graham
- 7 Mike Huckabee
- 8 John R. Kasich
- 9 George Pataki
- 10 Rand Paul
- 11 Marco Rubio
- 12 Rick Santorum
- 13 Donald J Trump
- 14 Uncommitted
- 15 Write IN

| | 10 | 11 | 12 | 13 | 14 | 15 |
|---------------------------------------|-----------|------------|------------|--------------|------------|----------|
| Pine Grove Township Precinct 2 | 43 | 0 | 168 | 4 | 0 | |
| Election Day | 2 | 43 | 0 | 168 | 4 | 0 |
| Election Day manual entry | 0 | 0 | 0 | 0 | 0 | 0 |
| Modems | 0 | 0 | 0 | 0 | 0 | 0 |
| County Clerk | 0 | 0 | 0 | 0 | 0 | 0 |
| Porter Township Precinct 1 | 1 | 38 | 0 | 157 | 2 | 0 |
| Election Day | 1 | 38 | 0 | 157 | 2 | 0 |
| Election Day manual entry | 0 | 0 | 0 | 0 | 0 | 0 |
| Modems | 0 | 0 | 0 | 0 | 0 | 0 |
| County Clerk | 0 | 0 | 0 | 0 | 0 | 0 |
| South Haven Charter Township | 29 | 1 | 122 | 8 | 0 | |
| Election Day | 1 | 29 | 1 | 122 | 8 | 0 |
| Election Day manual entry | 0 | 0 | 0 | 0 | 0 | 0 |
| Modems | 0 | 0 | 0 | 0 | 0 | 0 |
| County Clerk | 0 | 0 | 0 | 0 | 0 | 0 |
| South Haven Charter Township | 19 | 0 | 55 | 2 | 0 | |
| Election Day | 0 | 19 | 0 | 55 | 2 | 0 |
| Election Day manual entry | 0 | 0 | 0 | 0 | 0 | 0 |
| Modems | 0 | 0 | 0 | 0 | 0 | 0 |
| County Clerk | 0 | 0 | 0 | 0 | 0 | 0 |
| Waverly Township Precinct 1 | 1 | 17 | 0 | 125 | 3 | 0 |
| Election Day | 1 | 17 | 0 | 125 | 3 | 0 |
| Election Day manual entry | 0 | 0 | 0 | 0 | 0 | 0 |
| Modems | 0 | 0 | 0 | 0 | 0 | 0 |
| County Clerk | 0 | 0 | 0 | 0 | 0 | 0 |
| | 27 | 932 | 17 | 3,287 | 138 | 6 |

Statement of Vote
Van Buren County
VanBuren_Mar16_E
3/8/2016

Democratic Party PRESIDENT OF THE UNITED STATES

| | Registered | Turnout | Percent | 1 | 2 | 3 | 4 | 5 | 6 |
|---------------------------------------|--------------|------------|---------------|------------|----------|----------|------------|----------|----------|
| City of Bangor Precinct 1 | 1,346 | 261 | 19.39% | 48 | 1 | 0 | 79 | 2 | 0 |
| Election Day | | 261 | 19.39% | 48 | 1 | 0 | 79 | 2 | 0 |
| Election Day manual entry | | 0 | 0.00% | 0 | 0 | 0 | 0 | 0 | 0 |
| Modems | | 0 | 0.00% | 0 | 0 | 0 | 0 | 0 | 0 |
| County Clerk | | 0 | 0.00% | 0 | 0 | 0 | 0 | 0 | 0 |
| City of Gobles Precinct 1 | 580 | 188 | 32.41% | 32 | 0 | 0 | 44 | 2 | 0 |
| Election Day | | 188 | 32.41% | 32 | 0 | 0 | 44 | 2 | 0 |
| Election Day manual entry | | 0 | 0.00% | 0 | 0 | 0 | 0 | 0 | 0 |
| Modems | | 0 | 0.00% | 0 | 0 | 0 | 0 | 0 | 0 |
| County Clerk | | 0 | 0.00% | 0 | 0 | 0 | 0 | 0 | 0 |
| City of Hartford Precinct 1 | 1,558 | 323 | 20.73% | 59 | 0 | 1 | 72 | 4 | 0 |
| Election Day | | 323 | 20.73% | 59 | 0 | 1 | 72 | 4 | 0 |
| Election Day manual entry | | 0 | 0.00% | 0 | 0 | 0 | 0 | 0 | 0 |
| Modems | | 0 | 0.00% | 0 | 0 | 0 | 0 | 0 | 0 |
| County Clerk | | 0 | 0.00% | 0 | 0 | 0 | 0 | 0 | 0 |
| City of South Haven Ward 1 Pre | 1,091 | 348 | 31.90% | 89 | 0 | 0 | 96 | 2 | 0 |
| Election Day | | 348 | 31.90% | 89 | 0 | 0 | 96 | 2 | 0 |
| Election Day manual entry | | 0 | 0.00% | 0 | 0 | 0 | 0 | 0 | 0 |
| Modems | | 0 | 0.00% | 0 | 0 | 0 | 0 | 0 | 0 |
| County Clerk | | 0 | 0.00% | 0 | 0 | 0 | 0 | 0 | 0 |
| City of South Haven Ward 2 Pre | 1,288 | 387 | 30.05% | 82 | 0 | 1 | 117 | 1 | 0 |
| Election Day | | 387 | 30.05% | 82 | 0 | 1 | 117 | 1 | 0 |
| Election Day manual entry | | 0 | 0.00% | 0 | 0 | 0 | 0 | 0 | 0 |
| Modems | | 0 | 0.00% | 0 | 0 | 0 | 0 | 0 | 0 |
| County Clerk | | 0 | 0.00% | 0 | 0 | 0 | 0 | 0 | 0 |
| City of South Haven Ward 3 Pre | 1,200 | 368 | 30.67% | 68 | 0 | 0 | 92 | 1 | 0 |
| Election Day | | 368 | 30.67% | 68 | 0 | 0 | 92 | 1 | 0 |
| Election Day manual entry | | 0 | 0.00% | 0 | 0 | 0 | 0 | 0 | 0 |
| Modems | | 0 | 0.00% | 0 | 0 | 0 | 0 | 0 | 0 |
| County Clerk | | 0 | 0.00% | 0 | 0 | 0 | 0 | 0 | 0 |
| Almena Township Precinct 1 | 2,185 | 791 | 36.20% | 107 | 0 | 1 | 162 | 8 | 0 |
| Election Day | | 791 | 36.20% | 107 | 0 | 1 | 162 | 8 | 0 |
| Election Day manual entry | | 0 | 0.00% | 0 | 0 | 0 | 0 | 0 | 0 |
| Modems | | 0 | 0.00% | 0 | 0 | 0 | 0 | 0 | 0 |
| County Clerk | | 0 | 0.00% | 0 | 0 | 0 | 0 | 0 | 0 |
| Almena Township Precinct 2 | 1,628 | 523 | 32.13% | 63 | 0 | 1 | 121 | 2 | 0 |
| Election Day | | 523 | 32.13% | 63 | 0 | 1 | 121 | 2 | 0 |
| Election Day manual entry | | 0 | 0.00% | 0 | 0 | 0 | 0 | 0 | 0 |
| Modems | | 0 | 0.00% | 0 | 0 | 0 | 0 | 0 | 0 |
| County Clerk | | 0 | 0.00% | 0 | 0 | 0 | 0 | 0 | 0 |
| Antwerp Township Precinct 1 | 1,644 | 409 | 24.88% | 62 | 0 | 0 | 108 | 0 | 0 |
| Election Day | | 409 | 24.88% | 62 | 0 | 0 | 108 | 0 | 0 |
| AV Voting Locations | | 0 | 0.00% | 0 | 0 | 0 | 0 | 0 | 0 |
| Election Day manual entry | | 0 | 0.00% | 0 | 0 | 0 | 0 | 0 | 0 |
| Modems | | 0 | 0.00% | 0 | 0 | 0 | 0 | 0 | 0 |
| County Clerk | | 0 | 0.00% | 0 | 0 | 0 | 0 | 0 | 0 |
| Antwerp Township Precinct 2 | 2,500 | 790 | 31.60% | 101 | 0 | 0 | 204 | 3 | 0 |
| Election Day | | 790 | 31.60% | 101 | 0 | 0 | 204 | 3 | 0 |
| AV Voting Locations | | 0 | 0.00% | 0 | 0 | 0 | 0 | 0 | 0 |
| Election Day manual entry | | 0 | 0.00% | 0 | 0 | 0 | 0 | 0 | 0 |

Statement of Vote
Van Buren County
VanBuren_Mar16_E
3/8/2016

Democratic Party PRESIDENT OF THE UNITED STATES

| | Registered | Turnout | Percent | 1 | 2 | 3 | 4 | 5 | 6 |
|---|--------------|------------|---------------|------------|----------|----------|------------|----------|----------|
| Antwerp Township Precinct 2 | 2,500 | 790 | 31.60% | 101 | 0 | 0 | 204 | 3 | 0 |
| Modems | | 0 | 0.00% | 0 | 0 | 0 | 0 | 0 | 0 |
| County Clerk | | 0 | 0.00% | 0 | 0 | 0 | 0 | 0 | 0 |
| Antwerp Township Precinct 3 | 1,237 | 448 | 36.22% | 66 | 1 | 0 | 102 | 3 | 0 |
| Election Day | | 448 | 36.22% | 66 | 1 | 0 | 102 | 3 | 0 |
| AV Voting Locations | | 0 | 0.00% | 0 | 0 | 0 | 0 | 0 | 0 |
| Election Day manual entry | | 0 | 0.00% | 0 | 0 | 0 | 0 | 0 | 0 |
| Modems | | 0 | 0.00% | 0 | 0 | 0 | 0 | 0 | 0 |
| County Clerk | | 0 | 0.00% | 0 | 0 | 0 | 0 | 0 | 0 |
| Antwerp Township Precinct 4 | 1,478 | 427 | 28.89% | 54 | 2 | 0 | 140 | 0 | 0 |
| Election Day | | 427 | 28.89% | 54 | 2 | 0 | 140 | 0 | 0 |
| AV Voting Locations | | 0 | 0.00% | 0 | 0 | 0 | 0 | 0 | 0 |
| Election Day manual entry | | 0 | 0.00% | 0 | 0 | 0 | 0 | 0 | 0 |
| Modems | | 0 | 0.00% | 0 | 0 | 0 | 0 | 0 | 0 |
| County Clerk | | 0 | 0.00% | 0 | 0 | 0 | 0 | 0 | 0 |
| Antwerp Township Precinct 5 | 2,032 | 683 | 33.61% | 79 | 0 | 0 | 167 | 4 | 0 |
| Election Day | | 683 | 33.61% | 79 | 0 | 0 | 167 | 4 | 0 |
| AV Voting Locations | | 0 | 0.00% | 0 | 0 | 0 | 0 | 0 | 0 |
| Election Day manual entry | | 0 | 0.00% | 0 | 0 | 0 | 0 | 0 | 0 |
| Modems | | 0 | 0.00% | 0 | 0 | 0 | 0 | 0 | 0 |
| County Clerk | | 0 | 0.00% | 0 | 0 | 0 | 0 | 0 | 0 |
| Arlington Township Precinct 1 | 1,500 | 408 | 27.20% | 51 | 0 | 0 | 84 | 1 | 0 |
| Election Day | | 408 | 27.20% | 51 | 0 | 0 | 84 | 1 | 0 |
| Election Day manual entry | | 0 | 0.00% | 0 | 0 | 0 | 0 | 0 | 0 |
| Modems | | 0 | 0.00% | 0 | 0 | 0 | 0 | 0 | 0 |
| County Clerk | | 0 | 0.00% | 0 | 0 | 0 | 0 | 0 | 0 |
| Bangor Township Precinct 1 | 1,521 | 337 | 22.16% | 35 | 0 | 0 | 54 | 1 | 0 |
| Election Day | | 337 | 22.16% | 35 | 0 | 0 | 54 | 1 | 0 |
| Election Day manual entry | | 0 | 0.00% | 0 | 0 | 0 | 0 | 0 | 0 |
| Modems | | 0 | 0.00% | 0 | 0 | 0 | 0 | 0 | 0 |
| County Clerk | | 0 | 0.00% | 0 | 0 | 0 | 0 | 0 | 0 |
| Bloomington Township Precinct | 2,248 | 629 | 27.98% | 85 | 0 | 0 | 147 | 3 | 0 |
| Election Day | | 629 | 27.98% | 85 | 0 | 0 | 147 | 3 | 0 |
| Election Day manual entry | | 0 | 0.00% | 0 | 0 | 0 | 0 | 0 | 0 |
| Modems | | 0 | 0.00% | 0 | 0 | 0 | 0 | 0 | 0 |
| County Clerk | | 0 | 0.00% | 0 | 0 | 0 | 0 | 0 | 0 |
| Columbia Township Precinct 1 | 1,934 | 499 | 25.80% | 79 | 1 | 1 | 113 | 4 | 1 |
| Election Day | | 499 | 25.80% | 79 | 1 | 1 | 113 | 4 | 1 |
| Election Day manual entry | | 0 | 0.00% | 0 | 0 | 0 | 0 | 0 | 0 |
| Modems | | 0 | 0.00% | 0 | 0 | 0 | 0 | 0 | 0 |
| County Clerk | | 0 | 0.00% | 0 | 0 | 0 | 0 | 0 | 0 |
| Covert Township Precinct 1 & 2 | 942 | 199 | 21.13% | 113 | 0 | 0 | 37 | 3 | 0 |
| Election Day | | 199 | 21.13% | 113 | 0 | 0 | 37 | 3 | 0 |
| Election Day manual entry | | 0 | 0.00% | 0 | 0 | 0 | 0 | 0 | 0 |
| Modems | | 0 | 0.00% | 0 | 0 | 0 | 0 | 0 | 0 |
| County Clerk | | 0 | 0.00% | 0 | 0 | 0 | 0 | 0 | 0 |
| Covert Township Precinct 2 | 1,091 | 228 | 20.90% | 86 | 0 | 0 | 49 | 3 | 1 |
| Election Day | | 228 | 20.90% | 86 | 0 | 0 | 49 | 3 | 1 |
| Election Day manual entry | | 0 | 0.00% | 0 | 0 | 0 | 0 | 0 | 0 |
| Modems | | 0 | 0.00% | 0 | 0 | 0 | 0 | 0 | 0 |

Statement of Vote
Van Buren County
VanBuren_Mar16_E
3/8/2016

Democratic Party PRESIDENT OF THE UNITED STATES

| | Registered | Turnout | Percent | 1 | 2 | 3 | 4 | 5 | 6 |
|-------------------------------------|--------------|------------|---------------|------------|----------|----------|------------|-----------|----------|
| Covert Township Precinct 2 | 1,091 | 228 | 20.90% | 86 | 0 | 0 | 49 | 3 | 1 |
| County Clerk | | 0 | 0.00% | 0 | 0 | 0 | 0 | 0 | 0 |
| Decatur Township Precinct 1 | 2,559 | 619 | 24.19% | 104 | 0 | 0 | 159 | 2 | 0 |
| Election Day | | 619 | 24.19% | 104 | 0 | 0 | 159 | 2 | 0 |
| Election Day manual entry | | 0 | 0.00% | 0 | 0 | 0 | 0 | 0 | 0 |
| Modems | | 0 | 0.00% | 0 | 0 | 0 | 0 | 0 | 0 |
| County Clerk | | 0 | 0.00% | 0 | 0 | 0 | 0 | 0 | 0 |
| Geneva Township Precinct 1 | 2,569 | 661 | 25.73% | 120 | 0 | 0 | 159 | 9 | 0 |
| Election Day | | 661 | 25.73% | 120 | 0 | 0 | 159 | 9 | 0 |
| Election Day manual entry | | 0 | 0.00% | 0 | 0 | 0 | 0 | 0 | 0 |
| Modems | | 0 | 0.00% | 0 | 0 | 0 | 0 | 0 | 0 |
| County Clerk | | 0 | 0.00% | 0 | 0 | 0 | 0 | 0 | 0 |
| Hamilton Township Precinct 1 | 1,185 | 280 | 23.63% | 31 | 0 | 0 | 50 | 1 | 0 |
| Election Day | | 280 | 23.63% | 31 | 0 | 0 | 50 | 1 | 0 |
| Election Day manual entry | | 0 | 0.00% | 0 | 0 | 0 | 0 | 0 | 0 |
| Modems | | 0 | 0.00% | 0 | 0 | 0 | 0 | 0 | 0 |
| County Clerk | | 0 | 0.00% | 0 | 0 | 0 | 0 | 0 | 0 |
| Hartford Township Precinct 1 | 2,212 | 496 | 22.42% | 46 | 2 | 1 | 81 | 1 | 0 |
| Election Day | | 496 | 22.42% | 46 | 2 | 1 | 81 | 1 | 0 |
| Election Day manual entry | | 0 | 0.00% | 0 | 0 | 0 | 0 | 0 | 0 |
| Modems | | 0 | 0.00% | 0 | 0 | 0 | 0 | 0 | 0 |
| County Clerk | | 0 | 0.00% | 0 | 0 | 0 | 0 | 0 | 0 |
| Keeler Township Precinct 1 | 1,560 | 432 | 27.69% | 50 | 0 | 0 | 82 | 4 | 0 |
| Election Day | | 432 | 27.69% | 50 | 0 | 0 | 82 | 4 | 0 |
| Election Day manual entry | | 0 | 0.00% | 0 | 0 | 0 | 0 | 0 | 0 |
| Modems | | 0 | 0.00% | 0 | 0 | 0 | 0 | 0 | 0 |
| County Clerk | | 0 | 0.00% | 0 | 0 | 0 | 0 | 0 | 0 |
| Lawrence Township Precinct 1 | 2,467 | 606 | 24.56% | 71 | 0 | 0 | 127 | 2 | 1 |
| Election Day | | 606 | 24.56% | 71 | 0 | 0 | 127 | 2 | 1 |
| Election Day manual entry | | 0 | 0.00% | 0 | 0 | 0 | 0 | 0 | 0 |
| Modems | | 0 | 0.00% | 0 | 0 | 0 | 0 | 0 | 0 |
| County Clerk | | 0 | 0.00% | 0 | 0 | 0 | 0 | 0 | 0 |
| Paw Paw Township Precinct 1 | 2,150 | 660 | 30.70% | 137 | 0 | 2 | 185 | 11 | 1 |
| Election Day | | 660 | 30.70% | 137 | 0 | 2 | 185 | 11 | 1 |
| AV Voting Locations | | 0 | 0.00% | 0 | 0 | 0 | 0 | 0 | 0 |
| Election Day manual entry | | 0 | 0.00% | 0 | 0 | 0 | 0 | 0 | 0 |
| Modems | | 0 | 0.00% | 0 | 0 | 0 | 0 | 0 | 0 |
| County Clerk | | 0 | 0.00% | 0 | 0 | 0 | 0 | 0 | 0 |
| Paw Paw Township Precinct 2 | 1,507 | 588 | 39.02% | 97 | 0 | 0 | 122 | 4 | 0 |
| Election Day | | 588 | 39.02% | 97 | 0 | 0 | 122 | 4 | 0 |
| AV Voting Locations | | 0 | 0.00% | 0 | 0 | 0 | 0 | 0 | 0 |
| Election Day manual entry | | 0 | 0.00% | 0 | 0 | 0 | 0 | 0 | 0 |
| Modems | | 0 | 0.00% | 0 | 0 | 0 | 0 | 0 | 0 |
| County Clerk | | 0 | 0.00% | 0 | 0 | 0 | 0 | 0 | 0 |
| Paw Paw Township Precinct 3 | 1,058 | 402 | 38.00% | 70 | 0 | 0 | 96 | 5 | 0 |
| Election Day | | 402 | 38.00% | 70 | 0 | 0 | 96 | 5 | 0 |
| AV Voting Locations | | 0 | 0.00% | 0 | 0 | 0 | 0 | 0 | 0 |
| Election Day manual entry | | 0 | 0.00% | 0 | 0 | 0 | 0 | 0 | 0 |
| Modems | | 0 | 0.00% | 0 | 0 | 0 | 0 | 0 | 0 |
| County Clerk | | 0 | 0.00% | 0 | 0 | 0 | 0 | 0 | 0 |

Statement of Vote
Van Buren County
VanBuren_Mar16_E
3/8/2016

Democratic Party PRESIDENT OF THE UNITED STATES

| | Registered | Turnout | Percent | 1 | 2 | 3 | 4 | 5 | 6 |
|-------------------------------------|---------------|---------------|---------------|--------------|----------|-----------|--------------|-----------|----------|
| Pine Grove Township Precinct | 2,231 | 711 | 31.87% | 97 | 1 | 0 | 148 | 2 | 1 |
| Election Day | | 711 | 31.87% | 97 | 1 | 0 | 148 | 2 | 1 |
| Election Day manual entry | | 0 | 0.00% | 0 | 0 | 0 | 0 | 0 | 0 |
| Modems | | 0 | 0.00% | 0 | 0 | 0 | 0 | 0 | 0 |
| County Clerk | | 0 | 0.00% | 0 | 0 | 0 | 0 | 0 | 0 |
| Porter Township Precinct 1 | 1,930 | 660 | 34.20% | 86 | 0 | 1 | 157 | 0 | 1 |
| Election Day | | 660 | 34.20% | 86 | 0 | 1 | 157 | 0 | 1 |
| Election Day manual entry | | 0 | 0.00% | 0 | 0 | 0 | 0 | 0 | 0 |
| Modems | | 0 | 0.00% | 0 | 0 | 0 | 0 | 0 | 0 |
| County Clerk | | 0 | 0.00% | 0 | 0 | 0 | 0 | 0 | 0 |
| South Haven Charter Township | 1,856 | 496 | 26.72% | 82 | 0 | 1 | 112 | 3 | 0 |
| Election Day | | 496 | 26.72% | 82 | 0 | 1 | 112 | 3 | 0 |
| Election Day manual entry | | 0 | 0.00% | 0 | 0 | 0 | 0 | 0 | 0 |
| Modems | | 0 | 0.00% | 0 | 0 | 0 | 0 | 0 | 0 |
| County Clerk | | 0 | 0.00% | 0 | 0 | 0 | 0 | 0 | 0 |
| South Haven Charter Township | 1,070 | 274 | 25.61% | 49 | 0 | 0 | 67 | 1 | 0 |
| Election Day | | 274 | 25.61% | 49 | 0 | 0 | 67 | 1 | 0 |
| Election Day manual entry | | 0 | 0.00% | 0 | 0 | 0 | 0 | 0 | 0 |
| Modems | | 0 | 0.00% | 0 | 0 | 0 | 0 | 0 | 0 |
| County Clerk | | 0 | 0.00% | 0 | 0 | 0 | 0 | 0 | 0 |
| Waverly Township Precinct 1 | 1,826 | 520 | 28.48% | 85 | 0 | 0 | 123 | 2 | 1 |
| Election Day | | 520 | 28.48% | 85 | 0 | 0 | 123 | 2 | 1 |
| Election Day manual entry | | 0 | 0.00% | 0 | 0 | 0 | 0 | 0 | 0 |
| Modems | | 0 | 0.00% | 0 | 0 | 0 | 0 | 0 | 0 |
| County Clerk | | 0 | 0.00% | 0 | 0 | 0 | 0 | 0 | 0 |
| | 55,183 | 15,651 | 28.36% | 2,484 | 8 | 10 | 3,656 | 94 | 7 |

Candidates

- 1 Hillary Clinton
- 2 Roque-Rocky De La Fuente
- 3 Martin J. O'Malley
- 4 Bernie Sanders
- 5 Uncommitted
- 6 Write-In

Statement of Vote
Van Buren County
VanBuren_Mar16_E
3/8/2016

Otsego School

| | Registered | Turnout | Percent | 1 | 2 |
|------------------------------|------------|---------|---------|----|----|
| Pine Grove Township Precinct | 2,231 | 711 | 31.87% | 23 | 45 |
| Election Day | | 711 | 31.87% | 23 | 45 |
| Election Day manual entry | | 0 | 0.00% | 0 | 0 |
| Modems | | 0 | 0.00% | 0 | 0 |
| County Clerk | | 0 | 0.00% | 0 | 0 |
| | 2,231 | 711 | 31.87% | 23 | 45 |

Candidates

- 1 YES
- 2 NO

March 8, 2016

Summary Report

Van Buren County

OFFICIAL RESULTS

| | | |
|--|---------------|----------------|
| Registration & Turnout | 55,183 | Voters |
| Election Day Turnout | 15,651 | 28.36% |
| AV Voting Locations Turnout | 0 | 0.00% |
| Election Day manual entry Turnout | 0 | 0.00% |
| Modems Turnout | 0 | 0.00% |
| County Clerk Turnout | 0 | 0.00% |
| Total ... | 15,651 | 28.36% |
| Non Partisan Registration & Turnout | 0 | Voters |
| Election Day Turnout | 1 | 0.00% |
| AV Voting Locations Turnout | 0 | 0.00% |
| Election Day manual entry Turnout | 0 | 0.00% |
| Modems Turnout | 0 | 0.00% |
| County Clerk Turnout | 0 | 0.00% |
| Total ... | 1 | 0.00% |
| Republican Party Registration & Turnout | 0 | Voters |
| Election Day Turnout | 9,386 | 0.00% |
| AV Voting Locations Turnout | 0 | 0.00% |
| Election Day manual entry Turnout | 0 | 0.00% |
| Modems Turnout | 0 | 0.00% |
| County Clerk Turnout | 0 | 0.00% |
| Total ... | 9,386 | 0.00% |
| Democratic Party Registration & Turnout | 0 | Voters |
| Election Day Turnout | 6,264 | 0.00% |
| AV Voting Locations Turnout | 0 | 0.00% |
| Election Day manual entry Turnout | 0 | 0.00% |
| Modems Turnout | 0 | 0.00% |
| County Clerk Turnout | 0 | 0.00% |
| Total ... | 6,264 | 0.00% |
| REP - PRESIDENT OF THE UNITED STATES | 25/33 | 75.76% |
| Jeb Bush | 80 | 0.85% |
| Ben Carson | 170 | 1.81% |
| Chris Christie | 23 | 0.25% |
| Ted Cruz | 2,579 | 27.49% |
| Carly Fiorina | 9 | 0.10% |
| Lindsey Graham | 2 | 0.02% |
| Mike Huckabee | 17 | 0.18% |
| John R. Kasich | 2,092 | 22.30% |
| George Pataki | 4 | 0.04% |
| Rand Paul | 27 | 0.29% |
| Marco Rubio | 932 | 9.93% |
| Rick Santorum | 17 | 0.18% |
| Donald J. Trump | 3,287 | 35.03% |
| Uncommitted | 138 | 1.47% |
| Write-In | 6 | 0.06% |
| Total ... | 9,383 | 100.00% |
| DEM - PRESIDENT OF THE UNITED STATES | 25/33 | 75.76% |
| Hillary Clinton | 2,484 | 39.69% |
| Roque-Rocky De La Fuente | 8 | 0.13% |
| Martin J. O'Malley | 10 | 0.16% |
| Bernie Sanders | 3,656 | 58.41% |

VanBuren_Mar16_E

March 8, 2016

Summary Report

Van Buren County

OFFICIAL RESULTS

| | | | |
|--|------------------|--------------|----------------|
| DEM - PRESIDENT OF THE UNITED STATES (continued...) | | 25/33 | 75.76% |
| Uncommitted | | 94 | 1.50% |
| Write-In | | 7 | 0.11% |
| | Total ... | 6,259 | 100.00% |
| Otsego School | | 1/1 | 100.00% |
| YES | | 23 | 33.82% |
| NO | | 45 | 66.18% |
| | Total ... | 68 | 100.00% |

Statement of Votes Cast
Washtenaw County, MI
2016 Presidential Primary
SOVC For Jurisdiction Wide, All Counters, All Races

Date:03/18/16
Time:09:40:43
Page:2 of 180

| | TURN OUT | | |
|---------------------------------------|----------------|---------------|--------------|
| | Reg. Voters | Cards Cast | % Turnout |
| City of Ann Arbor, Ward 2, Precinct 6 | | | |
| Polling | 1901 | 803 | 42.24% |
| AVCB (if used) | 1901 | 123 | 6.47% |
| Total | 1901 | 926 | 48.71% |
| City of Ann Arbor, Ward 2, Precinct 7 | | | |
| Polling | 2144 | 727 | 33.91% |
| AVCB (if used) | 2144 | 196 | 9.14% |
| Total | 2144 | 923 | 43.05% |
| City of Ann Arbor, Ward 2, Precinct 8 | | | |
| Polling | 1733 | 609 | 35.14% |
| AVCB (if used) | 1733 | 155 | 8.94% |
| Total | 1733 | 764 | 44.09% |
| City of Ann Arbor, Ward 2, Precinct 9 | | | |
| Polling | 2288 | 783 | 34.22% |
| AVCB (if used) | 2288 | 125 | 5.46% |
| Total | 2288 | 908 | 39.69% |
| City of Ann Arbor, Ward 3, Precinct 1 | | | |
| Polling | 1574 | 341 | 21.66% |
| AVCB (if used) | 1574 | 3 | 0.19% |
| Total | 1574 | 344 | 21.86% |
| City of Ann Arbor, Ward 3, Precinct 2 | | | |
| Polling | 1965 | 307 | 15.62% |
| AVCB (if used) | 1965 | 22 | 1.12% |
| Total | 1965 | 329 | 16.74% |
| City of Ann Arbor, Ward 3, Precinct 3 | | | |
| Polling | 2561 | 1083 | 42.29% |
| AVCB (if used) | 2561 | 158 | 6.17% |
| Total | 2561 | 1241 | 48.46% |
| City of Ann Arbor, Ward 3, Precinct 4 | | | |
| Polling | 2006 | 746 | 37.19% |
| AVCB (if used) | 2006 | 143 | 7.13% |
| Total | 2006 | 889 | 44.32% |
| City of Ann Arbor, Ward 3, Precinct 5 | | | |
| Polling | 2251 | 764 | 33.94% |
| AVCB (if used) | 2251 | 29 | 1.29% |
| Total | 2251 | 793 | 35.23% |
| City of Ann Arbor, Ward 3, Precinct 6 | | | |
| Polling | 1672 | 574 | 34.33% |
| AVCB (if used) | 1672 | 46 | 2.75% |
| Total | 1672 | 620 | 37.08% |
| City of Ann Arbor, Ward 3, Precinct 7 | | | |
| Polling | 1790 | 816 | 45.59% |
| AVCB (if used) | 1790 | 101 | 5.64% |
| Total | 1790 | 917 | 51.23% |
| City of Ann Arbor, Ward 3, Precinct 8 | | | |
| Polling | 2044 | 872 | 42.66% |
| AVCB (if used) | 2044 | 82 | 4.01% |
| Total | 2044 | 954 | 46.67% |
| City of Ann Arbor, Ward 3, Precinct 9 | | | |
| Polling | 2097 | 789 | 37.63% |
| AVCB (if used) | 2097 | 97 | 4.63% |
| Total | 2097 | 886 | 42.25% |
| City of Ann Arbor, Ward 4, Precinct 1 | | | |
| Polling | 1331 | 335 | 25.17% |
| AVCB (if used) | 1331 | 3 | 0.23% |
| Total | 1331 | 338 | 25.39% |
| City of Ann Arbor, Ward 4, Precinct 2 | | | |
| Polling | 886 | 196 | 22.12% |
| AVCB (if used) | 886 | 10 | 1.13% |
| Total | 886 | 206 | 23.25% |
| City of Ann Arbor, Ward 4, Precinct 3 | | | |

Statement of Votes Cast
Washtenaw County, MI
2016 Presidential Primary
SOVC For Jurisdiction Wide, All Counters, All Races

Date:03/18/16
Time:09:40:43
Page:3 of 180

| | TURN OUT | | |
|--|---------------|---------------|--------------|
| | Reg Voters | Cards Cast | % Turnout |
| Polling | 2562 | 581 | 22.68% |
| AVCB (if used) | 2562 | 54 | 2.11% |
| Total | 2562 | 635 | 24.79% |
| City of Ann Arbor, Ward 4, Precinct 4 | | | |
| Polling | 2133 | 848 | 39.76% |
| AVCB (if used) | 2133 | 155 | 7.27% |
| Total | 2133 | 1003 | 47.02% |
| City of Ann Arbor, Ward 4, Precinct 5 | | | |
| Polling | 2109 | 741 | 35.14% |
| AVCB (if used) | 2109 | 60 | 2.84% |
| Total | 2109 | 801 | 37.98% |
| City of Ann Arbor, Ward 4, Precinct 6 | | | |
| Polling | 2131 | 825 | 38.71% |
| AVCB (if used) | 2131 | 101 | 4.74% |
| Total | 2131 | 926 | 43.45% |
| City of Ann Arbor, Ward 4, Precinct 7 | | | |
| Polling | 1981 | 900 | 45.43% |
| AVCB (if used) | 1981 | 130 | 6.56% |
| Total | 1981 | 1030 | 51.99% |
| City of Ann Arbor, Ward 4, Precinct 8 | | | |
| Polling | 2159 | 599 | 27.74% |
| AVCB (if used) | 2159 | 60 | 2.78% |
| Total | 2159 | 659 | 30.52% |
| City of Ann Arbor, Ward 4, Precinct 9 | | | |
| Polling | 1554 | 691 | 44.47% |
| AVCB (if used) | 1554 | 99 | 6.37% |
| Total | 1554 | 790 | 50.84% |
| City of Ann Arbor, Ward 4, Precinct 10 | | | |
| Polling | 1506 | 291 | 19.32% |
| AVCB (if used) | 1506 | 80 | 5.31% |
| Total | 1506 | 371 | 24.63% |
| City of Ann Arbor, Ward 5, Precinct 1 | | | |
| Polling | 1401 | 376 | 26.84% |
| AVCB (if used) | 1401 | 16 | 1.14% |
| Total | 1401 | 392 | 27.98% |
| City of Ann Arbor, Ward 5, Precinct 2 | | | |
| Polling | 2779 | 986 | 35.48% |
| AVCB (if used) | 2779 | 72 | 2.59% |
| Total | 2779 | 1058 | 38.07% |
| City of Ann Arbor, Ward 5, Precinct 3 | | | |
| Polling | 1406 | 491 | 34.92% |
| AVCB (if used) | 1406 | 63 | 4.48% |
| Total | 1406 | 554 | 39.40% |
| City of Ann Arbor, Ward 5, Precinct 4 | | | |
| Polling | 2091 | 938 | 44.86% |
| AVCB (if used) | 2091 | 108 | 5.16% |
| Total | 2091 | 1046 | 50.02% |
| City of Ann Arbor, Ward 5, Precinct 5 | | | |
| Polling | 2209 | 874 | 39.57% |
| AVCB (if used) | 2209 | 95 | 4.30% |
| Total | 2209 | 969 | 43.87% |
| City of Ann Arbor, Ward 5, Precinct 6 | | | |
| Polling | 1693 | 715 | 42.23% |
| AVCB (if used) | 1693 | 84 | 4.96% |
| Total | 1693 | 799 | 47.19% |
| City of Ann Arbor, Ward 5, Precinct 7 | | | |
| Polling | 1515 | 457 | 30.17% |
| AVCB (if used) | 1515 | 29 | 1.91% |
| Total | 1515 | 486 | 32.08% |
| City of Ann Arbor, Ward 5, Precinct 8 | | | |
| Polling | 1114 | 490 | 43.99% |

Statement of Votes Cast
Washtenaw County, MI
2016 Presidential Primary
SOVC For Jurisdiction Wide, All Counters, All Races

Date:03/18/16
Time:09:40:43
Page:4 of 180

| | TURN OUT | | |
|--|----------------|---------------|--------------|
| | Reg. Voters | Cards Cast | % Turnout |
| AVCB (if used) | 1114 | 60 | 5.39% |
| Total | 1114 | 550 | 49.37% |
| City of Ann Arbor, Ward 5, Precinct 9 | | | |
| Polling | 2021 | 930 | 46.02% |
| AVCB (if used) | 2021 | 104 | 5.15% |
| Total | 2021 | 1034 | 51.16% |
| City of Ann Arbor, Ward 5, Precinct 10 | | | |
| Polling | 2354 | 987 | 41.93% |
| AVCB (if used) | 2354 | 97 | 4.12% |
| Total | 2354 | 1084 | 46.05% |
| City of Ann Arbor, Ward 5, Precinct 11 | | | |
| Polling | 2637 | 1196 | 45.35% |
| AVCB (if used) | 2637 | 140 | 5.31% |
| Total | 2637 | 1336 | 50.66% |
| City of Chelsea, Precinct 1 | | | |
| Polling | 2408 | 1113 | 46.22% |
| AVCB (if used) | 2408 | 0 | 0.00% |
| Total | 2408 | 1113 | 46.22% |
| City of Chelsea, Precinct 2 | | | |
| Polling | 1798 | 748 | 41.60% |
| AVCB (if used) | 1798 | 0 | 0.00% |
| Total | 1798 | 748 | 41.60% |
| City of Dexter, Precinct 1 | | | |
| Polling | 1764 | 812 | 46.03% |
| AVCB (if used) | 1764 | 0 | 0.00% |
| Total | 1764 | 812 | 46.03% |
| City of Dexter, Precinct 2 | | | |
| Polling | 1293 | 632 | 48.88% |
| AVCB (if used) | 1293 | 0 | 0.00% |
| Total | 1293 | 632 | 48.88% |
| City of Milan, Precinct 1W | | | |
| Polling | 2773 | 1186 | 42.77% |
| AVCB (if used) | 2773 | 0 | 0.00% |
| Total | 2773 | 1186 | 42.77% |
| City of Saline, Precinct 1 | | | |
| Polling | 2385 | 841 | 35.26% |
| AVCB (if used) | 2385 | 219 | 9.18% |
| Total | 2385 | 1060 | 44.44% |
| City of Saline, Precinct 2 | | | |
| Polling | 1902 | 610 | 32.07% |
| AVCB (if used) | 1902 | 261 | 13.72% |
| Total | 1902 | 871 | 45.79% |
| City of Saline, Precinct 3 | | | |
| Polling | 2640 | 975 | 36.93% |
| AVCB (if used) | 2640 | 188 | 7.12% |
| Total | 2640 | 1163 | 44.05% |
| City of Ypsilanti, Ward 1, Precinct 1 | | | |
| Polling | 1818 | 408 | 22.44% |
| AVCB (if used) | 1818 | 0 | 0.00% |
| Total | 1818 | 408 | 22.44% |
| City of Ypsilanti, Ward 1, Precinct 2 | | | |
| Polling | 2040 | 599 | 29.36% |
| AVCB (if used) | 2040 | 0 | 0.00% |
| Total | 2040 | 599 | 29.36% |
| City of Ypsilanti, Ward 1, Precinct 3 | | | |
| Polling | 1608 | 404 | 25.12% |
| AVCB (if used) | 1608 | 0 | 0.00% |
| Total | 1608 | 404 | 25.12% |
| City of Ypsilanti, Ward 2, Precinct 1 | | | |
| Polling | 1065 | 543 | 50.99% |
| AVCB (if used) | 1065 | 0 | 0.00% |

Statement of Votes Cast
Washtenaw County, MI
2016 Presidential Primary
SOVC For Jurisdiction Wide, All Counters, All Races

Date:03/18/16
Time:09:40:43
Page:5 of 180

| | TURN OUT | | |
|---------------------------------------|---------------|---------------|--------------|
| | Reg Voters | Cards Cast | % Turnout |
| Total | 1065 | 543 | 50.99% |
| City of Ypsilanti, Ward 2, Precinct 2 | | | |
| Polling | 1319 | 582 | 44.12% |
| AVCB (if used) | 1319 | 0 | 0.00% |
| Total | 1319 | 582 | 44.12% |
| City of Ypsilanti, Ward 2, Precinct 3 | | | |
| Polling | 1093 | 564 | 51.60% |
| AVCB (if used) | 1093 | 0 | 0.00% |
| Total | 1093 | 564 | 51.60% |
| City of Ypsilanti, Ward 2, Precinct 4 | | | |
| Polling | 1451 | 300 | 20.68% |
| AVCB (if used) | 1451 | 0 | 0.00% |
| Total | 1451 | 300 | 20.68% |
| City of Ypsilanti, Ward 3, Precinct 1 | | | |
| Polling | 1188 | 287 | 24.16% |
| AVCB (if used) | 1188 | 0 | 0.00% |
| Total | 1188 | 287 | 24.16% |
| City of Ypsilanti, Ward 3, Precinct 2 | | | |
| Polling | 1404 | 619 | 44.09% |
| AVCB (if used) | 1404 | 0 | 0.00% |
| Total | 1404 | 619 | 44.09% |
| City of Ypsilanti, Ward 3, Precinct 3 | | | |
| Polling | 1824 | 748 | 41.01% |
| AVCB (if used) | 1824 | 0 | 0.00% |
| Total | 1824 | 748 | 41.01% |
| Ann Arbor Township, Precinct 1 | | | |
| Polling | 1594 | 850 | 53.32% |
| AVCB (if used) | 1594 | 0 | 0.00% |
| Total | 1594 | 850 | 53.32% |
| Ann Arbor Township, Precinct 2 | | | |
| Polling | 1781 | 750 | 42.11% |
| AVCB (if used) | 1781 | 0 | 0.00% |
| Total | 1781 | 750 | 42.11% |
| Augusta Township, Precinct 1 | | | |
| Polling | 1731 | 701 | 40.50% |
| AVCB (if used) | 1731 | 0 | 0.00% |
| Total | 1731 | 701 | 40.50% |
| Augusta Township, Precinct 2 | | | |
| Polling | 1405 | 478 | 34.02% |
| AVCB (if used) | 1405 | 0 | 0.00% |
| Total | 1405 | 478 | 34.02% |
| Augusta Township, Precinct 3 | | | |
| Polling | 1996 | 789 | 39.53% |
| AVCB (if used) | 1996 | 0 | 0.00% |
| Total | 1996 | 789 | 39.53% |
| Bridgewater Township, Precinct 1 | | | |
| Polling | 1290 | 555 | 43.02% |
| AVCB (if used) | 1290 | 0 | 0.00% |
| Total | 1290 | 555 | 43.02% |
| Dexter Township, Precinct 1 | | | |
| Polling | 1976 | 933 | 47.22% |
| AVCB (if used) | 1976 | 0 | 0.00% |
| Total | 1976 | 933 | 47.22% |
| Dexter Township, Precinct 2 | | | |
| Polling | 1878 | 858 | 45.69% |
| AVCB (if used) | 1878 | 0 | 0.00% |
| Total | 1878 | 858 | 45.69% |
| Dexter Township, Precinct 3 | | | |
| Polling | 1208 | 501 | 41.47% |
| AVCB (if used) | 1208 | 0 | 0.00% |
| Total | 1208 | 501 | 41.47% |

Statement of Votes Cast
Washtenaw County, MI
2016 Presidential Primary
SOVC For Jurisdiction Wide, All Counters, All Races

Date:03/18/16
Time:09:40:43
Page:6 of 180

| | TURN OUT | | |
|---|----------------|---------------|--------------|
| | Reg. Voters | Cards Cast | % Turnout |
| Freedom Township, Precinct 1 | | | |
| Polling | 1203 | 572 | 47.55% |
| AVCB (if used) | 1203 | 0 | 0.00% |
| Total | 1203 | 572 | 47.55% |
| Lima Township, Precinct 1 | | | |
| Polling | 2840 | 1295 | 45.60% |
| AVCB (if used) | 2840 | 0 | 0.00% |
| Total | 2840 | 1295 | 45.60% |
| Lodi Township, Precinct 1 | | | |
| Polling | 1712 | 872 | 50.93% |
| AVCB (if used) | 1712 | 0 | 0.00% |
| Total | 1712 | 872 | 50.93% |
| Lodi Township, Precinct 2 | | | |
| Polling | 1945 | 1020 | 52.44% |
| AVCB (if used) | 1945 | 0 | 0.00% |
| Total | 1945 | 1020 | 52.44% |
| Lodi Township, Precinct 3 | | | |
| Polling | 1081 | 435 | 40.24% |
| AVCB (if used) | 1081 | 0 | 0.00% |
| Total | 1081 | 435 | 40.24% |
| Lyndon Township, Precinct 1 | | | |
| Polling | 2127 | 966 | 45.42% |
| AVCB (if used) | 2127 | 0 | 0.00% |
| Total | 2127 | 966 | 45.42% |
| Manchester Township, Precinct 1 | | | |
| Polling | 1764 | 711 | 40.31% |
| AVCB (if used) | 1764 | 0 | 0.00% |
| Total | 1764 | 711 | 40.31% |
| Manchester Township, Precinct 2 | | | |
| Polling | 2008 | 853 | 42.48% |
| AVCB (if used) | 2008 | 0 | 0.00% |
| Total | 2008 | 853 | 42.48% |
| Northfield Township, Precinct 1 | | | |
| Polling | 2729 | 829 | 30.38% |
| AVCB (if used) | 2729 | 180 | 6.60% |
| Total | 2729 | 1009 | 36.97% |
| Northfield Township, Precinct 2 | | | |
| Polling | 1865 | 697 | 37.37% |
| AVCB (if used) | 1865 | 211 | 11.31% |
| Total | 1865 | 908 | 48.69% |
| Northfield Township, Precinct 3 | | | |
| Polling | 1774 | 509 | 28.69% |
| AVCB (if used) | 1774 | 97 | 5.47% |
| Total | 1774 | 606 | 34.16% |
| Pittsfield Charter Township, Precinct 1 | | | |
| Polling | 2618 | 932 | 35.60% |
| AVCB (if used) | 2618 | 162 | 6.19% |
| Total | 2618 | 1094 | 41.79% |
| Pittsfield Charter Township, Precinct 2 | | | |
| Polling | 2348 | 863 | 36.75% |
| AVCB (if used) | 2348 | 96 | 4.09% |
| Total | 2348 | 959 | 40.84% |
| Pittsfield Charter Township, Precinct 3 | | | |
| Polling | 2546 | 956 | 37.55% |
| AVCB (if used) | 2546 | 107 | 4.20% |
| Total | 2546 | 1063 | 41.75% |
| Pittsfield Charter Township, Precinct 4 | | | |
| Polling | 2579 | 678 | 26.29% |
| AVCB (if used) | 2579 | 100 | 3.88% |
| Total | 2579 | 778 | 30.17% |
| Pittsfield Charter Township, Precinct 5 | | | |

Statement of Votes Cast
Washtenaw County, MI
2016 Presidential Primary
SOVC For Jurisdiction Wide, All Counters, All Races

Date:03/18/16
Time:09:40:43
Page:7 of 180

| | TURN OUT | | |
|--|----------------|---------------|--------------|
| | Reg. Voters | Cards Cast | % Turnout |
| Polling | 1070 | 414 | 38.69% |
| AVCB (if used) | 1070 | 48 | 4.49% |
| Total | 1070 | 462 | 43.18% |
| Pittsfield Charter Township, Precinct 6 | | | |
| Polling | 2484 | 927 | 37.32% |
| AVCB (if used) | 2484 | 147 | 5.92% |
| Total | 2484 | 1074 | 43.24% |
| Pittsfield Charter Township, Precinct 7 | | | |
| Polling | 2557 | 949 | 37.11% |
| AVCB (if used) | 2557 | 162 | 6.34% |
| Total | 2557 | 1111 | 43.45% |
| Pittsfield Charter Township, Precinct 8 | | | |
| Polling | 2902 | 1129 | 38.90% |
| AVCB (if used) | 2902 | 165 | 5.69% |
| Total | 2902 | 1294 | 44.59% |
| Pittsfield Charter Township, Precinct 9 | | | |
| Polling | 2971 | 1070 | 36.01% |
| AVCB (if used) | 2971 | 292 | 9.83% |
| Total | 2971 | 1362 | 45.84% |
| Pittsfield Charter Township, Precinct 10 | | | |
| Polling | 1817 | 576 | 31.70% |
| AVCB (if used) | 1817 | 38 | 2.09% |
| Total | 1817 | 614 | 33.79% |
| Salem Township, Precinct 1 | | | |
| Polling | 1702 | 770 | 45.24% |
| AVCB (if used) | 1702 | 0 | 0.00% |
| Total | 1702 | 770 | 45.24% |
| Salem Township, Precinct 2 | | | |
| Polling | 2143 | 809 | 37.75% |
| AVCB (if used) | 2143 | 0 | 0.00% |
| Total | 2143 | 809 | 37.75% |
| Salem Township, Precinct 3 | | | |
| Polling | 1221 | 587 | 48.08% |
| AVCB (if used) | 1221 | 0 | 0.00% |
| Total | 1221 | 587 | 48.08% |
| Saline Township, Precinct 1 | | | |
| Polling | 1643 | 612 | 37.25% |
| AVCB (if used) | 1643 | 0 | 0.00% |
| Total | 1643 | 612 | 37.25% |
| Scio Township, Precinct 2 | | | |
| Polling | 1024 | 534 | 52.15% |
| AVCB (if used) | 1024 | 0 | 0.00% |
| Total | 1024 | 534 | 52.15% |
| Scio Township, Precinct 3 | | | |
| Polling | 1286 | 652 | 50.70% |
| AVCB (if used) | 1286 | 0 | 0.00% |
| Total | 1286 | 652 | 50.70% |
| Scio Township, Precinct 4 | | | |
| Polling | 1309 | 697 | 53.25% |
| AVCB (if used) | 1309 | 0 | 0.00% |
| Total | 1309 | 697 | 53.25% |
| Scio Township, Precinct 5 | | | |
| Polling | 1702 | 619 | 36.37% |
| AVCB (if used) | 1702 | 0 | 0.00% |
| Total | 1702 | 619 | 36.37% |
| Scio Township, Precinct 6 | | | |
| Polling | 1459 | 620 | 42.49% |
| AVCB (if used) | 1459 | 0 | 0.00% |
| Total | 1459 | 620 | 42.49% |
| Scio Township, Precinct 7 | | | |
| Polling | 2542 | 1041 | 40.95% |

Statement of Votes Cast
Washtenaw County, MI
2016 Presidential Primary
SOVC For Jurisdiction Wide, All Counters, All Races

Date:03/18/16
Time:09:40:43
Page:8 of 180

| | TURN OUT | | |
|-------------------------------|----------------|---------------|--------------|
| | Reg. Voters | Cards Cast | % Turnout |
| AVCB (if used) | 2542 | 0 | 0.00% |
| Total | 2542 | 1041 | 40.95% |
| Scio Township, Precinct 8 | | | |
| Polling | 1978 | 1028 | 51.97% |
| AVCB (if used) | 1978 | 0 | 0.00% |
| Total | 1978 | 1028 | 51.97% |
| Scio Township, Precinct 9 | | | |
| Polling | 1713 | 762 | 44.48% |
| AVCB (if used) | 1713 | 0 | 0.00% |
| Total | 1713 | 762 | 44.48% |
| Sharon Township, Precinct 1 | | | |
| Polling | 1505 | 655 | 43.52% |
| AVCB (if used) | 1505 | 0 | 0.00% |
| Total | 1505 | 655 | 43.52% |
| Superior Township, Precinct 1 | | | |
| Polling | 1695 | 831 | 49.03% |
| AVCB (if used) | 1695 | 0 | 0.00% |
| Total | 1695 | 831 | 49.03% |
| Superior Township, Precinct 2 | | | |
| Polling | 2347 | 987 | 42.05% |
| AVCB (if used) | 2347 | 0 | 0.00% |
| Total | 2347 | 987 | 42.05% |
| Superior Township, Precinct 3 | | | |
| Polling | 1800 | 533 | 29.61% |
| AVCB (if used) | 1800 | 0 | 0.00% |
| Total | 1800 | 533 | 29.61% |
| Superior Township, Precinct 4 | | | |
| Polling | 2034 | 630 | 30.97% |
| AVCB (if used) | 2034 | 0 | 0.00% |
| Total | 2034 | 630 | 30.97% |
| Superior Township, Precinct 5 | | | |
| Polling | 2247 | 958 | 42.63% |
| AVCB (if used) | 2247 | 0 | 0.00% |
| Total | 2247 | 958 | 42.63% |
| Sylvan Township, Precinct 1 | | | |
| Polling | 2535 | 1166 | 46.00% |
| AVCB (if used) | 2535 | 0 | 0.00% |
| Total | 2535 | 1166 | 46.00% |
| Webster Township, Precinct 1 | | | |
| Polling | 1694 | 803 | 47.40% |
| AVCB (if used) | 1694 | 0 | 0.00% |
| Total | 1694 | 803 | 47.40% |
| Webster Township, Precinct 2 | | | |
| Polling | 1524 | 654 | 42.91% |
| AVCB (if used) | 1524 | 0 | 0.00% |
| Total | 1524 | 654 | 42.91% |
| Webster Township, Precinct 3 | | | |
| Polling | 1830 | 831 | 45.41% |
| AVCB (if used) | 1830 | 0 | 0.00% |
| Total | 1830 | 831 | 45.41% |
| York Township, Precinct 1 | | | |
| Polling | 1965 | 1010 | 51.40% |
| AVCB (if used) | 1965 | 0 | 0.00% |
| Total | 1965 | 1010 | 51.40% |
| York Township, Precinct 2 | | | |
| Polling | 1891 | 930 | 49.18% |
| AVCB (if used) | 1891 | 0 | 0.00% |
| Total | 1891 | 930 | 49.18% |
| York Township, Precinct 3 | | | |
| Polling | 1461 | 709 | 48.53% |
| AVCB (if used) | 1461 | 0 | 0.00% |

Statement of Votes Cast
Washtenaw County, MI
2016 Presidential Primary
SOVC For Jurisdiction Wide, All Counters, All Races

Date:03/18/16
Time:09:40:43
Page:9 of 180

| | TURN OUT | | |
|---------------------------------|----------------|---------------|--------------|
| | Reg. Voters | Cards Cast | % Turnout |
| Total | 1461 | 709 | 48.53% |
| Ypsilanti Township, Precinct 1 | | | |
| Polling | 2622 | 652 | 24.87% |
| AVCB (if used) | 2622 | 83 | 3.17% |
| Total | 2622 | 735 | 28.03% |
| Ypsilanti Township, Precinct 2 | | | |
| Polling | 1808 | 614 | 33.96% |
| AVCB (if used) | 1808 | 182 | 10.07% |
| Total | 1808 | 796 | 44.03% |
| Ypsilanti Township, Precinct 3 | | | |
| Polling | 1677 | 501 | 29.87% |
| AVCB (if used) | 1677 | 100 | 5.96% |
| Total | 1677 | 601 | 35.84% |
| Ypsilanti Township, Precinct 4 | | | |
| Polling | 2705 | 728 | 26.91% |
| AVCB (if used) | 2705 | 160 | 5.91% |
| Total | 2705 | 888 | 32.83% |
| Ypsilanti Township, Precinct 5 | | | |
| Polling | 1955 | 399 | 20.41% |
| AVCB (if used) | 1955 | 126 | 6.45% |
| Total | 1955 | 525 | 26.85% |
| Ypsilanti Township, Precinct 6 | | | |
| Polling | 1440 | 330 | 22.92% |
| AVCB (if used) | 1440 | 64 | 4.44% |
| Total | 1440 | 394 | 27.36% |
| Ypsilanti Township, Precinct 7 | | | |
| Polling | 1972 | 439 | 22.26% |
| AVCB (if used) | 1972 | 113 | 5.73% |
| Total | 1972 | 552 | 27.99% |
| Ypsilanti Township, Precinct 8 | | | |
| Polling | 1828 | 470 | 25.71% |
| AVCB (if used) | 1828 | 106 | 5.80% |
| Total | 1828 | 576 | 31.51% |
| Ypsilanti Township, Precinct 9 | | | |
| Polling | 2322 | 757 | 32.60% |
| AVCB (if used) | 2322 | 211 | 9.09% |
| Total | 2322 | 968 | 41.69% |
| Ypsilanti Township, Precinct 10 | | | |
| Polling | 1580 | 387 | 24.49% |
| AVCB (if used) | 1580 | 72 | 4.56% |
| Total | 1580 | 459 | 29.05% |
| Ypsilanti Township, Precinct 11 | | | |
| Polling | 2367 | 516 | 21.80% |
| AVCB (if used) | 2367 | 171 | 7.22% |
| Total | 2367 | 687 | 29.02% |
| Ypsilanti Township, Precinct 12 | | | |
| Polling | 2004 | 595 | 29.69% |
| AVCB (if used) | 2004 | 70 | 3.49% |
| Total | 2004 | 665 | 33.18% |
| Ypsilanti Township, Precinct 13 | | | |
| Polling | 2686 | 775 | 28.85% |
| AVCB (if used) | 2686 | 167 | 6.22% |
| Total | 2686 | 942 | 35.07% |
| Ypsilanti Township, Precinct 14 | | | |
| Polling | 2034 | 711 | 34.96% |
| AVCB (if used) | 2034 | 165 | 8.11% |
| Total | 2034 | 876 | 43.07% |
| Ypsilanti Township, Precinct 15 | | | |
| Polling | 1859 | 567 | 30.50% |
| AVCB (if used) | 1859 | 219 | 11.78% |
| Total | 1859 | 786 | 42.28% |

Statement of Votes Cast
Washtenaw County, MI
2016 Presidential Primary
SOVC For Jurisdiction Wide, All Counters, All Races

Date:03/18/16
Time:09:40:43
Page:10 of 180

| | TURN OUT | | |
|---------------------------------|----------------|---------------|--------------|
| | Reg. Voters | Cards Cast | % Turnout |
| Ypsilanti Township, Precinct 17 | | | |
| Polling | 2484 | 862 | 34.70% |
| AVCB (if used) | 2484 | 131 | 5.27% |
| Total | 2484 | 993 | 39.98% |
| Ypsilanti Township, Precinct 18 | | | |
| Polling | 2562 | 943 | 36.81% |
| AVCB (if used) | 2562 | 103 | 4.02% |
| Total | 2562 | 1046 | 40.83% |
| Ypsilanti Township, Precinct 19 | | | |
| Polling | 2664 | 977 | 36.67% |
| AVCB (if used) | 2664 | 148 | 5.56% |
| Total | 2664 | 1125 | 42.23% |
| Ypsilanti Township, Precinct 20 | | | |
| Polling | 1860 | 576 | 30.97% |
| AVCB (if used) | 1860 | 122 | 6.56% |
| Total | 1860 | 698 | 37.53% |
| Total | | | |
| Polling | 267735 | 97977 | 36.59% |
| AVCB (if used) | 267735 | 8703 | 3.25% |
| Total | 267735 | 106680 | 39.85% |

Statement of Votes Cast
Washtenaw County, MI
2016 Presidential Primary
SOVC For Jurisdiction Wide, All Counters, All Races

Date:03/18/16
Time:09:40:43
Page:11 of 180

| | REP President - Cumulative | | | | | | | | | | |
|--|----------------------------|---------------|-------------|----------------|--------|------------------|--------|----------------------|-------|----------------|--------|
| | Reg. Voters | Times Counted | Total Votes | Jeb Bush (REP) | | Ben Carson (REP) | | Chris Christie (REP) | | Ted Cruz (REP) | |
| Jurisdiction Wide | | | | | | | | | | | |
| City of Ann Arbor, Ward 1, Precinct 1 | | | | | | | | | | | |
| Polling | 2281 | 51 | 51 | 0 | 0.00% | 0 | 0.00% | 0 | 0.00% | 6 | 11.76% |
| AVCB (if used) | 2281 | 0 | 0 | 0 | - | 0 | - | 0 | - | 0 | - |
| Total | 2281 | 51 | 51 | 0 | 0.00% | 0 | 0.00% | 0 | 0.00% | 6 | 11.76% |
| City of Ann Arbor, Ward 1, Precinct 2 | | | | | | | | | | | |
| Polling | 1450 | 45 | 45 | 0 | 0.00% | 0 | 0.00% | 0 | 0.00% | 6 | 13.33% |
| AVCB (if used) | 1450 | 9 | 9 | 1 | 11.11% | 0 | 0.00% | 0 | 0.00% | 0 | 0.00% |
| Total | 1450 | 54 | 54 | 1 | 1.85% | 0 | 0.00% | 0 | 0.00% | 6 | 11.11% |
| City of Ann Arbor, Ward 1, Precinct 3 | | | | | | | | | | | |
| Polling | 1354 | 39 | 39 | 0 | 0.00% | 0 | 0.00% | 0 | 0.00% | 6 | 15.38% |
| AVCB (if used) | 1354 | 3 | 3 | 0 | 0.00% | 0 | 0.00% | 0 | 0.00% | 1 | 33.33% |
| Total | 1354 | 42 | 42 | 0 | 0.00% | 0 | 0.00% | 0 | 0.00% | 7 | 16.67% |
| City of Ann Arbor, Ward 1, Precinct 4 | | | | | | | | | | | |
| Polling | 1044 | 35 | 35 | 0 | 0.00% | 0 | 0.00% | 0 | 0.00% | 6 | 17.14% |
| AVCB (if used) | 1044 | 5 | 5 | 0 | 0.00% | 0 | 0.00% | 0 | 0.00% | 1 | 20.00% |
| Total | 1044 | 40 | 40 | 0 | 0.00% | 0 | 0.00% | 0 | 0.00% | 7 | 17.50% |
| City of Ann Arbor, Ward 1, Precinct 5 | | | | | | | | | | | |
| Polling | 1656 | 88 | 88 | 0 | 0.00% | 1 | 1.14% | 0 | 0.00% | 17 | 19.32% |
| AVCB (if used) | 1656 | 6 | 6 | 0 | 0.00% | 4 | 66.67% | 0 | 0.00% | 0 | 0.00% |
| Total | 1656 | 94 | 94 | 0 | 0.00% | 5 | 5.32% | 0 | 0.00% | 17 | 18.09% |
| City of Ann Arbor, Ward 1, Precinct 6 | | | | | | | | | | | |
| Polling | 1414 | 74 | 74 | 0 | 0.00% | 0 | 0.00% | 0 | 0.00% | 18 | 24.32% |
| AVCB (if used) | 1414 | 5 | 5 | 0 | 0.00% | 0 | 0.00% | 0 | 0.00% | 0 | 0.00% |
| Total | 1414 | 79 | 79 | 0 | 0.00% | 0 | 0.00% | 0 | 0.00% | 18 | 22.78% |
| City of Ann Arbor, Ward 1, Precinct 7 | | | | | | | | | | | |
| Polling | 1476 | 61 | 61 | 0 | 0.00% | 0 | 0.00% | 0 | 0.00% | 10 | 16.39% |
| AVCB (if used) | 1476 | 2 | 2 | 0 | 0.00% | 0 | 0.00% | 0 | 0.00% | 1 | 50.00% |
| Total | 1476 | 63 | 63 | 0 | 0.00% | 0 | 0.00% | 0 | 0.00% | 11 | 17.46% |
| City of Ann Arbor, Ward 1, Precinct 8 | | | | | | | | | | | |
| Polling | 1616 | 165 | 165 | 1 | 0.61% | 0 | 0.00% | 0 | 0.00% | 21 | 12.73% |
| AVCB (if used) | 1616 | 14 | 14 | 0 | 0.00% | 0 | 0.00% | 0 | 0.00% | 2 | 14.29% |
| Total | 1616 | 179 | 179 | 1 | 0.56% | 0 | 0.00% | 0 | 0.00% | 23 | 12.85% |
| City of Ann Arbor, Ward 1, Precinct 9 | | | | | | | | | | | |
| Polling | 2588 | 176 | 176 | 0 | 0.00% | 2 | 1.14% | 0 | 0.00% | 41 | 23.30% |
| AVCB (if used) | 2588 | 22 | 22 | 0 | 0.00% | 2 | 9.09% | 0 | 0.00% | 2 | 9.09% |
| Total | 2588 | 198 | 198 | 0 | 0.00% | 4 | 2.02% | 0 | 0.00% | 43 | 21.72% |
| City of Ann Arbor, Ward 1, Precinct 10 | | | | | | | | | | | |
| Polling | 2079 | 139 | 139 | 0 | 0.00% | 1 | 0.72% | 0 | 0.00% | 36 | 25.90% |
| AVCB (if used) | 2079 | 12 | 12 | 1 | 8.33% | 0 | 0.00% | 0 | 0.00% | 4 | 33.33% |
| Total | 2079 | 151 | 151 | 1 | 0.66% | 1 | 0.66% | 0 | 0.00% | 40 | 26.49% |
| City of Ann Arbor, Ward 2, Precinct 1 | | | | | | | | | | | |
| Polling | 1326 | 89 | 89 | 0 | 0.00% | 1 | 1.12% | 0 | 0.00% | 22 | 24.72% |
| AVCB (if used) | 1326 | 13 | 13 | 1 | 7.69% | 0 | 0.00% | 0 | 0.00% | 2 | 15.38% |
| Total | 1326 | 102 | 102 | 1 | 0.98% | 1 | 0.98% | 0 | 0.00% | 24 | 23.53% |
| City of Ann Arbor, Ward 2, Precinct 2 | | | | | | | | | | | |
| Polling | 2195 | 85 | 85 | 0 | 0.00% | 1 | 1.18% | 0 | 0.00% | 11 | 12.94% |
| AVCB (if used) | 2195 | 1 | 1 | 0 | 0.00% | 0 | 0.00% | 0 | 0.00% | 0 | 0.00% |
| Total | 2195 | 86 | 86 | 0 | 0.00% | 1 | 1.16% | 0 | 0.00% | 11 | 12.79% |
| City of Ann Arbor, Ward 2, Precinct 3 | | | | | | | | | | | |
| Polling | 1994 | 55 | 55 | 1 | 1.82% | 1 | 1.82% | 0 | 0.00% | 9 | 16.36% |
| AVCB (if used) | 1994 | 5 | 5 | 1 | 20.00% | 0 | 0.00% | 0 | 0.00% | 0 | 0.00% |
| Total | 1994 | 60 | 60 | 2 | 3.33% | 1 | 1.67% | 0 | 0.00% | 9 | 15.00% |
| City of Ann Arbor, Ward 2, Precinct 4 | | | | | | | | | | | |
| Polling | 1641 | 154 | 154 | 1 | 0.65% | 0 | 0.00% | 0 | 0.00% | 15 | 9.74% |
| AVCB (if used) | 1641 | 55 | 55 | 1 | 1.82% | 0 | 0.00% | 0 | 0.00% | 6 | 10.91% |
| Total | 1641 | 209 | 209 | 2 | 0.96% | 0 | 0.00% | 0 | 0.00% | 21 | 10.05% |
| City of Ann Arbor, Ward 2, Precinct 5 | | | | | | | | | | | |
| Polling | 1772 | 212 | 212 | 0 | 0.00% | 1 | 0.47% | 0 | 0.00% | 22 | 10.38% |
| AVCB (if used) | 1772 | 35 | 35 | 1 | 2.86% | 1 | 2.86% | 1 | 2.86% | 5 | 14.29% |
| Total | 1772 | 247 | 247 | 1 | 0.40% | 2 | 0.81% | 1 | 0.40% | 27 | 10.93% |

Date:03/18/16
Time:09:40:43
Page:12 of 180

| | REP President - Cumulative | | | | | | | | | | |
|---------------------------------------|----------------------------|---------------|-------------|----------------|-------|------------------|--------|----------------------|-------|----------------|--------|
| | Reg. Voters | Times Counted | Total Votes | Jeb Bush (REP) | | Ben Carson (REP) | | Chris Christie (REP) | | Ted Cruz (REP) | |
| City of Ann Arbor, Ward 2, Precinct 6 | | | | | | | | | | | |
| Polling | 1901 | 214 | 214 | 0 | 0.00% | 0 | 0.00% | 0 | 0.00% | 49 | 22.90% |
| AVCB (if used) | 1901 | 42 | 42 | 1 | 2.38% | 1 | 2.38% | 0 | 0.00% | 7 | 16.67% |
| Total | 1901 | 256 | 256 | 1 | 0.39% | 1 | 0.39% | 0 | 0.00% | 56 | 21.88% |
| City of Ann Arbor, Ward 2, Precinct 7 | | | | | | | | | | | |
| Polling | 2144 | 205 | 205 | 0 | 0.00% | 0 | 0.00% | 0 | 0.00% | 32 | 15.61% |
| AVCB (if used) | 2144 | 65 | 65 | 2 | 3.08% | 0 | 0.00% | 0 | 0.00% | 2 | 3.08% |
| Total | 2144 | 270 | 270 | 2 | 0.74% | 0 | 0.00% | 0 | 0.00% | 34 | 12.59% |
| City of Ann Arbor, Ward 2, Precinct 8 | | | | | | | | | | | |
| Polling | 1733 | 171 | 171 | 0 | 0.00% | 0 | 0.00% | 0 | 0.00% | 26 | 15.20% |
| AVCB (if used) | 1733 | 44 | 44 | 2 | 4.55% | 0 | 0.00% | 0 | 0.00% | 3 | 6.82% |
| Total | 1733 | 215 | 215 | 2 | 0.93% | 0 | 0.00% | 0 | 0.00% | 29 | 13.49% |
| City of Ann Arbor, Ward 2, Precinct 9 | | | | | | | | | | | |
| Polling | 2288 | 201 | 201 | 0 | 0.00% | 1 | 0.50% | 0 | 0.00% | 43 | 21.39% |
| AVCB (if used) | 2288 | 54 | 53 | 0 | 0.00% | 2 | 3.77% | 1 | 1.89% | 9 | 16.98% |
| Total | 2288 | 255 | 254 | 0 | 0.00% | 3 | 1.18% | 1 | 0.39% | 52 | 20.47% |
| City of Ann Arbor, Ward 3, Precinct 1 | | | | | | | | | | | |
| Polling | 1574 | 49 | 49 | 0 | 0.00% | 0 | 0.00% | 0 | 0.00% | 4 | 8.16% |
| AVCB (if used) | 1574 | 0 | 0 | 0 | - | 0 | - | 0 | - | 0 | - |
| Total | 1574 | 49 | 49 | 0 | 0.00% | 0 | 0.00% | 0 | 0.00% | 4 | 8.16% |
| City of Ann Arbor, Ward 3, Precinct 2 | | | | | | | | | | | |
| Polling | 1965 | 35 | 35 | 0 | 0.00% | 0 | 0.00% | 0 | 0.00% | 4 | 11.43% |
| AVCB (if used) | 1965 | 0 | 0 | 0 | - | 0 | - | 0 | - | 0 | - |
| Total | 1965 | 35 | 35 | 0 | 0.00% | 0 | 0.00% | 0 | 0.00% | 4 | 11.43% |
| City of Ann Arbor, Ward 3, Precinct 3 | | | | | | | | | | | |
| Polling | 2561 | 231 | 231 | 1 | 0.43% | 0 | 0.00% | 0 | 0.00% | 17 | 7.36% |
| AVCB (if used) | 2561 | 19 | 19 | 0 | 0.00% | 0 | 0.00% | 0 | 0.00% | 0 | 0.00% |
| Total | 2561 | 250 | 250 | 1 | 0.40% | 0 | 0.00% | 0 | 0.00% | 17 | 6.80% |
| City of Ann Arbor, Ward 3, Precinct 4 | | | | | | | | | | | |
| Polling | 2006 | 162 | 162 | 0 | 0.00% | 0 | 0.00% | 0 | 0.00% | 23 | 14.20% |
| AVCB (if used) | 2006 | 31 | 31 | 3 | 9.68% | 1 | 3.23% | 1 | 3.23% | 5 | 16.13% |
| Total | 2006 | 193 | 193 | 3 | 1.55% | 1 | 0.52% | 1 | 0.52% | 28 | 14.51% |
| City of Ann Arbor, Ward 3, Precinct 5 | | | | | | | | | | | |
| Polling | 2251 | 119 | 119 | 0 | 0.00% | 1 | 0.84% | 0 | 0.00% | 42 | 35.29% |
| AVCB (if used) | 2251 | 5 | 5 | 0 | 0.00% | 1 | 20.00% | 0 | 0.00% | 0 | 0.00% |
| Total | 2251 | 124 | 124 | 0 | 0.00% | 2 | 1.61% | 0 | 0.00% | 42 | 33.87% |
| City of Ann Arbor, Ward 3, Precinct 6 | | | | | | | | | | | |
| Polling | 1672 | 88 | 88 | 0 | 0.00% | 1 | 1.14% | 0 | 0.00% | 16 | 18.18% |
| AVCB (if used) | 1672 | 15 | 15 | 0 | 0.00% | 1 | 6.67% | 0 | 0.00% | 2 | 13.33% |
| Total | 1672 | 103 | 103 | 0 | 0.00% | 2 | 1.94% | 0 | 0.00% | 18 | 17.48% |
| City of Ann Arbor, Ward 3, Precinct 7 | | | | | | | | | | | |
| Polling | 1790 | 184 | 184 | 1 | 0.54% | 1 | 0.54% | 0 | 0.00% | 44 | 23.91% |
| AVCB (if used) | 1790 | 34 | 34 | 1 | 2.94% | 1 | 2.94% | 0 | 0.00% | 1 | 2.94% |
| Total | 1790 | 218 | 218 | 2 | 0.92% | 2 | 0.92% | 0 | 0.00% | 45 | 20.64% |
| City of Ann Arbor, Ward 3, Precinct 8 | | | | | | | | | | | |
| Polling | 2044 | 176 | 176 | 1 | 0.57% | 3 | 1.70% | 0 | 0.00% | 45 | 25.57% |
| AVCB (if used) | 2044 | 26 | 26 | 0 | 0.00% | 0 | 0.00% | 0 | 0.00% | 3 | 11.54% |
| Total | 2044 | 202 | 202 | 1 | 0.50% | 3 | 1.49% | 0 | 0.00% | 48 | 23.76% |
| City of Ann Arbor, Ward 3, Precinct 9 | | | | | | | | | | | |
| Polling | 2097 | 155 | 155 | 0 | 0.00% | 4 | 2.58% | 0 | 0.00% | 58 | 37.42% |
| AVCB (if used) | 2097 | 18 | 18 | 0 | 0.00% | 2 | 11.11% | 0 | 0.00% | 3 | 16.67% |
| Total | 2097 | 173 | 173 | 0 | 0.00% | 6 | 3.47% | 0 | 0.00% | 61 | 35.26% |
| City of Ann Arbor, Ward 4, Precinct 1 | | | | | | | | | | | |
| Polling | 1331 | 70 | 70 | 0 | 0.00% | 0 | 0.00% | 0 | 0.00% | 6 | 8.57% |
| AVCB (if used) | 1331 | 0 | 0 | 0 | - | 0 | - | 0 | - | 0 | - |
| Total | 1331 | 70 | 70 | 0 | 0.00% | 0 | 0.00% | 0 | 0.00% | 6 | 8.57% |
| City of Ann Arbor, Ward 4, Precinct 2 | | | | | | | | | | | |
| Polling | 886 | 38 | 38 | 0 | 0.00% | 0 | 0.00% | 0 | 0.00% | 4 | 10.53% |
| AVCB (if used) | 886 | 1 | 1 | 0 | 0.00% | 0 | 0.00% | 0 | 0.00% | 0 | 0.00% |
| Total | 886 | 39 | 39 | 0 | 0.00% | 0 | 0.00% | 0 | 0.00% | 4 | 10.26% |
| City of Ann Arbor, Ward 4, Precinct 3 | | | | | | | | | | | |

Statement of Votes Cast
Washtenaw County, MI
2016 Presidential Primary
SOVC For Jurisdiction Wide, All Counters, All Races

Date:03/18/16
Time:09:40:43
Page:13 of 180

| | REP President - Cumulative | | | | | | | | | | |
|--|----------------------------|---------------|-------------|----------------|--------|------------------|--------|----------------------|-------|----------------|--------|
| | Reg. Voters | Times Counted | Total Votes | Jeb Bush (REP) | | Ben Carson (REP) | | Chris Christie (REP) | | Ted Cruz (REP) | |
| Polling | 2562 | 82 | 82 | 0 | 0.00% | 0 | 0.00% | 0 | 0.00% | 14 | 17.07% |
| AVCB (if used) | 2562 | 5 | 5 | 0 | 0.00% | 0 | 0.00% | 0 | 0.00% | 0 | 0.00% |
| Total | 2562 | 87 | 87 | 0 | 0.00% | 0 | 0.00% | 0 | 0.00% | 14 | 16.09% |
| City of Ann Arbor, Ward 4, Precinct 4 | | | | | | | | | | | |
| Polling | 2133 | 159 | 159 | 0 | 0.00% | 1 | 0.63% | 0 | 0.00% | 34 | 21.38% |
| AVCB (if used) | 2133 | 34 | 34 | 1 | 2.94% | 3 | 8.82% | 0 | 0.00% | 1 | 2.94% |
| Total | 2133 | 193 | 193 | 1 | 0.52% | 4 | 2.07% | 0 | 0.00% | 35 | 18.13% |
| City of Ann Arbor, Ward 4, Precinct 5 | | | | | | | | | | | |
| Polling | 2109 | 126 | 126 | 0 | 0.00% | 2 | 1.59% | 0 | 0.00% | 16 | 12.70% |
| AVCB (if used) | 2109 | 14 | 14 | 1 | 7.14% | 2 | 14.29% | 0 | 0.00% | 1 | 7.14% |
| Total | 2109 | 140 | 140 | 1 | 0.71% | 4 | 2.86% | 0 | 0.00% | 17 | 12.14% |
| City of Ann Arbor, Ward 4, Precinct 6 | | | | | | | | | | | |
| Polling | 2131 | 204 | 204 | 0 | 0.00% | 3 | 1.47% | 0 | 0.00% | 56 | 27.45% |
| AVCB (if used) | 2131 | 37 | 37 | 1 | 2.70% | 0 | 0.00% | 0 | 0.00% | 6 | 16.22% |
| Total | 2131 | 241 | 241 | 1 | 0.41% | 3 | 1.24% | 0 | 0.00% | 62 | 25.73% |
| City of Ann Arbor, Ward 4, Precinct 7 | | | | | | | | | | | |
| Polling | 1981 | 223 | 223 | 0 | 0.00% | 1 | 0.45% | 0 | 0.00% | 31 | 13.90% |
| AVCB (if used) | 1981 | 45 | 45 | 4 | 8.89% | 3 | 6.67% | 0 | 0.00% | 3 | 6.67% |
| Total | 1981 | 268 | 268 | 4 | 1.49% | 4 | 1.49% | 0 | 0.00% | 34 | 12.69% |
| City of Ann Arbor, Ward 4, Precinct 8 | | | | | | | | | | | |
| Polling | 2159 | 156 | 156 | 0 | 0.00% | 0 | 0.00% | 0 | 0.00% | 27 | 17.31% |
| AVCB (if used) | 2159 | 16 | 16 | 0 | 0.00% | 0 | 0.00% | 0 | 0.00% | 1 | 6.25% |
| Total | 2159 | 172 | 172 | 0 | 0.00% | 0 | 0.00% | 0 | 0.00% | 28 | 16.28% |
| City of Ann Arbor, Ward 4, Precinct 9 | | | | | | | | | | | |
| Polling | 1554 | 228 | 228 | 2 | 0.88% | 1 | 0.44% | 0 | 0.00% | 41 | 17.98% |
| AVCB (if used) | 1554 | 44 | 44 | 5 | 11.36% | 0 | 0.00% | 0 | 0.00% | 5 | 11.36% |
| Total | 1554 | 272 | 272 | 7 | 2.57% | 1 | 0.37% | 0 | 0.00% | 46 | 16.91% |
| City of Ann Arbor, Ward 4, Precinct 10 | | | | | | | | | | | |
| Polling | 1506 | 93 | 93 | 0 | 0.00% | 0 | 0.00% | 0 | 0.00% | 23 | 24.73% |
| AVCB (if used) | 1506 | 29 | 29 | 5 | 17.24% | 0 | 0.00% | 1 | 3.45% | 3 | 10.34% |
| Total | 1506 | 122 | 122 | 5 | 4.10% | 0 | 0.00% | 1 | 0.82% | 26 | 21.31% |
| City of Ann Arbor, Ward 5, Precinct 1 | | | | | | | | | | | |
| Polling | 1401 | 55 | 55 | 0 | 0.00% | 0 | 0.00% | 0 | 0.00% | 5 | 9.09% |
| AVCB (if used) | 1401 | 1 | 1 | 0 | 0.00% | 0 | 0.00% | 0 | 0.00% | 0 | 0.00% |
| Total | 1401 | 56 | 56 | 0 | 0.00% | 0 | 0.00% | 0 | 0.00% | 5 | 8.93% |
| City of Ann Arbor, Ward 5, Precinct 2 | | | | | | | | | | | |
| Polling | 2779 | 136 | 136 | 3 | 2.21% | 1 | 0.74% | 1 | 0.74% | 23 | 16.91% |
| AVCB (if used) | 2779 | 10 | 10 | 0 | 0.00% | 0 | 0.00% | 0 | 0.00% | 1 | 10.00% |
| Total | 2779 | 146 | 146 | 3 | 2.05% | 1 | 0.68% | 1 | 0.68% | 24 | 16.44% |
| City of Ann Arbor, Ward 5, Precinct 3 | | | | | | | | | | | |
| Polling | 1406 | 35 | 35 | 0 | 0.00% | 1 | 2.86% | 0 | 0.00% | 3 | 8.57% |
| AVCB (if used) | 1406 | 4 | 4 | 1 | 25.00% | 0 | 0.00% | 0 | 0.00% | 0 | 0.00% |
| Total | 1406 | 39 | 39 | 1 | 2.56% | 1 | 2.56% | 0 | 0.00% | 3 | 7.69% |
| City of Ann Arbor, Ward 5, Precinct 4 | | | | | | | | | | | |
| Polling | 2091 | 134 | 134 | 0 | 0.00% | 1 | 0.75% | 0 | 0.00% | 12 | 8.96% |
| AVCB (if used) | 2091 | 13 | 13 | 0 | 0.00% | 0 | 0.00% | 0 | 0.00% | 3 | 23.08% |
| Total | 2091 | 147 | 147 | 0 | 0.00% | 1 | 0.68% | 0 | 0.00% | 15 | 10.20% |
| City of Ann Arbor, Ward 5, Precinct 5 | | | | | | | | | | | |
| Polling | 2209 | 133 | 133 | 1 | 0.75% | 1 | 0.75% | 0 | 0.00% | 24 | 18.05% |
| AVCB (if used) | 2209 | 30 | 30 | 0 | 0.00% | 0 | 0.00% | 0 | 0.00% | 2 | 6.67% |
| Total | 2209 | 163 | 163 | 1 | 0.61% | 1 | 0.61% | 0 | 0.00% | 26 | 15.95% |
| City of Ann Arbor, Ward 5, Precinct 6 | | | | | | | | | | | |
| Polling | 1693 | 113 | 113 | 0 | 0.00% | 0 | 0.00% | 0 | 0.00% | 13 | 11.50% |
| AVCB (if used) | 1693 | 17 | 17 | 0 | 0.00% | 0 | 0.00% | 1 | 5.88% | 5 | 29.41% |
| Total | 1693 | 130 | 130 | 0 | 0.00% | 0 | 0.00% | 1 | 0.77% | 18 | 13.85% |
| City of Ann Arbor, Ward 5, Precinct 7 | | | | | | | | | | | |
| Polling | 1515 | 73 | 73 | 0 | 0.00% | 0 | 0.00% | 0 | 0.00% | 16 | 21.92% |
| AVCB (if used) | 1515 | 7 | 7 | 0 | 0.00% | 0 | 0.00% | 0 | 0.00% | 0 | 0.00% |
| Total | 1515 | 80 | 80 | 0 | 0.00% | 0 | 0.00% | 0 | 0.00% | 16 | 20.00% |
| City of Ann Arbor, Ward 5, Precinct 8 | | | | | | | | | | | |
| Polling | 1114 | 122 | 122 | 0 | 0.00% | 5 | 4.10% | 0 | 0.00% | 14 | 11.48% |

Statement of Votes Cast
Washtenaw County, MI
2016 Presidential Primary
SOVC For Jurisdiction Wide, All Counters, All Races

Date:03/18/16
Time:09:40:43
Page:14 of 180

| | REP President - Cumulative | | | | | | | | | | |
|--|----------------------------|---------------|-------------|----------------|-------|------------------|--------|----------------------|-------|----------------|--------|
| | Reg. Voters | Times Counted | Total Votes | Jeb Bush (REP) | | Ben Carson (REP) | | Chris Christie (REP) | | Ted Cruz (REP) | |
| AVCB (if used) | 1114 | 14 | 14 | 1 | 7.14% | 2 | 14.29% | 0 | 0.00% | 1 | 7.14% |
| Total | 1114 | 136 | 136 | 1 | 0.74% | 7 | 5.15% | 0 | 0.00% | 15 | 11.03% |
| City of Ann Arbor, Ward 5, Precinct 9 | | | | | | | | | | | |
| Polling | 2021 | 192 | 192 | 0 | 0.00% | 0 | 0.00% | 0 | 0.00% | 40 | 20.83% |
| AVCB (if used) | 2021 | 15 | 15 | 0 | 0.00% | 1 | 6.67% | 0 | 0.00% | 2 | 13.33% |
| Total | 2021 | 207 | 207 | 0 | 0.00% | 1 | 0.48% | 0 | 0.00% | 42 | 20.29% |
| City of Ann Arbor, Ward 5, Precinct 10 | | | | | | | | | | | |
| Polling | 2354 | 221 | 221 | 0 | 0.00% | 1 | 0.45% | 0 | 0.00% | 46 | 20.81% |
| AVCB (if used) | 2354 | 37 | 37 | 1 | 2.70% | 1 | 2.70% | 0 | 0.00% | 2 | 5.41% |
| Total | 2354 | 258 | 258 | 1 | 0.39% | 2 | 0.78% | 0 | 0.00% | 48 | 18.60% |
| City of Ann Arbor, Ward 5, Precinct 11 | | | | | | | | | | | |
| Polling | 2637 | 185 | 185 | 2 | 1.08% | 0 | 0.00% | 0 | 0.00% | 28 | 15.14% |
| AVCB (if used) | 2637 | 26 | 26 | 1 | 3.85% | 2 | 7.69% | 1 | 3.85% | 4 | 15.38% |
| Total | 2637 | 211 | 211 | 3 | 1.42% | 2 | 0.95% | 1 | 0.47% | 32 | 15.17% |
| City of Chelsea, Precinct 1 | | | | | | | | | | | |
| Polling | 2408 | 512 | 510 | 7 | 1.37% | 6 | 1.18% | 0 | 0.00% | 92 | 18.04% |
| AVCB (if used) | 2408 | 0 | 0 | 0 | - | 0 | - | 0 | - | 0 | - |
| Total | 2408 | 512 | 510 | 7 | 1.37% | 6 | 1.18% | 0 | 0.00% | 92 | 18.04% |
| City of Chelsea, Precinct 2 | | | | | | | | | | | |
| Polling | 1798 | 329 | 328 | 10 | 3.05% | 6 | 1.83% | 2 | 0.61% | 71 | 21.65% |
| AVCB (if used) | 1798 | 0 | 0 | 0 | - | 0 | - | 0 | - | 0 | - |
| Total | 1798 | 329 | 328 | 10 | 3.05% | 6 | 1.83% | 2 | 0.61% | 71 | 21.65% |
| City of Dexter, Precinct 1 | | | | | | | | | | | |
| Polling | 1764 | 362 | 361 | 5 | 1.39% | 8 | 2.22% | 2 | 0.55% | 87 | 24.10% |
| AVCB (if used) | 1764 | 0 | 0 | 0 | - | 0 | - | 0 | - | 0 | - |
| Total | 1764 | 362 | 361 | 5 | 1.39% | 8 | 2.22% | 2 | 0.55% | 87 | 24.10% |
| City of Dexter, Precinct 2 | | | | | | | | | | | |
| Polling | 1293 | 259 | 259 | 2 | 0.77% | 1 | 0.39% | 0 | 0.00% | 60 | 23.17% |
| AVCB (if used) | 1293 | 0 | 0 | 0 | - | 0 | - | 0 | - | 0 | - |
| Total | 1293 | 259 | 259 | 2 | 0.77% | 1 | 0.39% | 0 | 0.00% | 60 | 23.17% |
| City of Milan, Precinct 1W | | | | | | | | | | | |
| Polling | 2773 | 586 | 586 | 4 | 0.68% | 10 | 1.71% | 3 | 0.51% | 163 | 27.82% |
| AVCB (if used) | 2773 | 0 | 0 | 0 | - | 0 | - | 0 | - | 0 | - |
| Total | 2773 | 586 | 586 | 4 | 0.68% | 10 | 1.71% | 3 | 0.51% | 163 | 27.82% |
| City of Saline, Precinct 1 | | | | | | | | | | | |
| Polling | 2385 | 398 | 398 | 0 | 0.00% | 1 | 0.25% | 1 | 0.25% | 92 | 23.12% |
| AVCB (if used) | 2385 | 122 | 122 | 3 | 2.46% | 2 | 1.64% | 1 | 0.82% | 20 | 16.39% |
| Total | 2385 | 520 | 520 | 3 | 0.58% | 3 | 0.58% | 2 | 0.38% | 112 | 21.54% |
| City of Saline, Precinct 2 | | | | | | | | | | | |
| Polling | 1902 | 278 | 278 | 0 | 0.00% | 3 | 1.08% | 1 | 0.36% | 71 | 25.54% |
| AVCB (if used) | 1902 | 148 | 148 | 4 | 2.70% | 6 | 4.05% | 3 | 2.03% | 21 | 14.19% |
| Total | 1902 | 426 | 426 | 4 | 0.94% | 9 | 2.11% | 4 | 0.94% | 92 | 21.60% |
| City of Saline, Precinct 3 | | | | | | | | | | | |
| Polling | 2640 | 479 | 479 | 0 | 0.00% | 3 | 0.63% | 0 | 0.00% | 121 | 25.26% |
| AVCB (if used) | 2640 | 100 | 98 | 3 | 3.06% | 2 | 2.04% | 1 | 1.02% | 15 | 15.31% |
| Total | 2640 | 579 | 577 | 3 | 0.52% | 5 | 0.87% | 1 | 0.17% | 136 | 23.57% |
| City of Ypsilanti, Ward 1, Precinct 1 | | | | | | | | | | | |
| Polling | 1818 | 10 | 10 | 0 | 0.00% | 0 | 0.00% | 0 | 0.00% | 1 | 10.00% |
| AVCB (if used) | 1818 | 0 | 0 | 0 | - | 0 | - | 0 | - | 0 | - |
| Total | 1818 | 10 | 10 | 0 | 0.00% | 0 | 0.00% | 0 | 0.00% | 1 | 10.00% |
| City of Ypsilanti, Ward 1, Precinct 2 | | | | | | | | | | | |
| Polling | 2040 | 54 | 54 | 0 | 0.00% | 2 | 3.70% | 0 | 0.00% | 10 | 18.52% |
| AVCB (if used) | 2040 | 0 | 0 | 0 | - | 0 | - | 0 | - | 0 | - |
| Total | 2040 | 54 | 54 | 0 | 0.00% | 2 | 3.70% | 0 | 0.00% | 10 | 18.52% |
| City of Ypsilanti, Ward 1, Precinct 3 | | | | | | | | | | | |
| Polling | 1608 | 62 | 62 | 0 | 0.00% | 0 | 0.00% | 0 | 0.00% | 25 | 40.32% |
| AVCB (if used) | 1608 | 0 | 0 | 0 | - | 0 | - | 0 | - | 0 | - |
| Total | 1608 | 62 | 62 | 0 | 0.00% | 0 | 0.00% | 0 | 0.00% | 25 | 40.32% |
| City of Ypsilanti, Ward 2, Precinct 1 | | | | | | | | | | | |
| Polling | 1065 | 140 | 140 | 2 | 1.43% | 1 | 0.71% | 0 | 0.00% | 25 | 17.86% |
| AVCB (if used) | 1065 | 0 | 0 | 0 | - | 0 | - | 0 | - | 0 | - |

Statement of Votes Cast
Washtenaw County, MI
2016 Presidential Primary
SOVC For Jurisdiction Wide, All Counters, All Races

Date:03/18/16
Time:09:40:43
Page:15 of 180

| | REP President - Cumulative | | | | | | | | | | |
|---------------------------------------|----------------------------|---------------|-------------|----------------|-------|------------------|-------|----------------------|-------|----------------|--------|
| | Reg. Voters | Times Counted | Total Votes | Jeb Bush (REP) | | Ben Carson (REP) | | Chris Christie (REP) | | Ted Cruz (REP) | |
| Total | 1065 | 140 | 140 | 2 | 1.43% | 1 | 0.71% | 0 | 0.00% | 25 | 17.86% |
| City of Ypsilanti, Ward 2, Precinct 2 | | | | | | | | | | | |
| Polling | 1319 | 122 | 122 | 0 | 0.00% | 2 | 1.64% | 0 | 0.00% | 27 | 22.13% |
| AVCB (if used) | 1319 | 0 | 0 | 0 | - | 0 | - | 0 | - | 0 | - |
| Total | 1319 | 122 | 122 | 0 | 0.00% | 2 | 1.64% | 0 | 0.00% | 27 | 22.13% |
| City of Ypsilanti, Ward 2, Precinct 3 | | | | | | | | | | | |
| Polling | 1093 | 105 | 103 | 1 | 0.97% | 2 | 1.94% | 0 | 0.00% | 28 | 27.18% |
| AVCB (if used) | 1093 | 0 | 0 | 0 | - | 0 | - | 0 | - | 0 | - |
| Total | 1093 | 105 | 103 | 1 | 0.97% | 2 | 1.94% | 0 | 0.00% | 28 | 27.18% |
| City of Ypsilanti, Ward 2, Precinct 4 | | | | | | | | | | | |
| Polling | 1451 | 20 | 20 | 0 | 0.00% | 0 | 0.00% | 0 | 0.00% | 5 | 25.00% |
| AVCB (if used) | 1451 | 0 | 0 | 0 | - | 0 | - | 0 | - | 0 | - |
| Total | 1451 | 20 | 20 | 0 | 0.00% | 0 | 0.00% | 0 | 0.00% | 5 | 25.00% |
| City of Ypsilanti, Ward 3, Precinct 1 | | | | | | | | | | | |
| Polling | 1188 | 34 | 34 | 0 | 0.00% | 0 | 0.00% | 0 | 0.00% | 8 | 23.53% |
| AVCB (if used) | 1188 | 0 | 0 | 0 | - | 0 | - | 0 | - | 0 | - |
| Total | 1188 | 34 | 34 | 0 | 0.00% | 0 | 0.00% | 0 | 0.00% | 8 | 23.53% |
| City of Ypsilanti, Ward 3, Precinct 2 | | | | | | | | | | | |
| Polling | 1404 | 134 | 134 | 0 | 0.00% | 1 | 0.75% | 0 | 0.00% | 38 | 28.36% |
| AVCB (if used) | 1404 | 0 | 0 | 0 | - | 0 | - | 0 | - | 0 | - |
| Total | 1404 | 134 | 134 | 0 | 0.00% | 1 | 0.75% | 0 | 0.00% | 38 | 28.36% |
| City of Ypsilanti, Ward 3, Precinct 3 | | | | | | | | | | | |
| Polling | 1824 | 102 | 101 | 1 | 0.99% | 2 | 1.98% | 0 | 0.00% | 28 | 27.72% |
| AVCB (if used) | 1824 | 0 | 0 | 0 | - | 0 | - | 0 | - | 0 | - |
| Total | 1824 | 102 | 101 | 1 | 0.99% | 2 | 1.98% | 0 | 0.00% | 28 | 27.72% |
| Ann Arbor Township, Precinct 1 | | | | | | | | | | | |
| Polling | 1594 | 406 | 406 | 3 | 0.74% | 4 | 0.99% | 1 | 0.25% | 71 | 17.49% |
| AVCB (if used) | 1594 | 0 | 0 | 0 | - | 0 | - | 0 | - | 0 | - |
| Total | 1594 | 406 | 406 | 3 | 0.74% | 4 | 0.99% | 1 | 0.25% | 71 | 17.49% |
| Ann Arbor Township, Precinct 2 | | | | | | | | | | | |
| Polling | 1781 | 221 | 221 | 6 | 2.71% | 2 | 0.90% | 0 | 0.00% | 28 | 12.67% |
| AVCB (if used) | 1781 | 0 | 0 | 0 | - | 0 | - | 0 | - | 0 | - |
| Total | 1781 | 221 | 221 | 6 | 2.71% | 2 | 0.90% | 0 | 0.00% | 28 | 12.67% |
| Augusta Township, Precinct 1 | | | | | | | | | | | |
| Polling | 1731 | 360 | 360 | 3 | 0.83% | 7 | 1.94% | 0 | 0.00% | 92 | 25.56% |
| AVCB (if used) | 1731 | 0 | 0 | 0 | - | 0 | - | 0 | - | 0 | - |
| Total | 1731 | 360 | 360 | 3 | 0.83% | 7 | 1.94% | 0 | 0.00% | 92 | 25.56% |
| Augusta Township, Precinct 2 | | | | | | | | | | | |
| Polling | 1405 | 224 | 223 | 1 | 0.45% | 4 | 1.79% | 0 | 0.00% | 64 | 28.70% |
| AVCB (if used) | 1405 | 0 | 0 | 0 | - | 0 | - | 0 | - | 0 | - |
| Total | 1405 | 224 | 223 | 1 | 0.45% | 4 | 1.79% | 0 | 0.00% | 64 | 28.70% |
| Augusta Township, Precinct 3 | | | | | | | | | | | |
| Polling | 1996 | 445 | 445 | 0 | 0.00% | 15 | 3.37% | 0 | 0.00% | 123 | 27.64% |
| AVCB (if used) | 1996 | 0 | 0 | 0 | - | 0 | - | 0 | - | 0 | - |
| Total | 1996 | 445 | 445 | 0 | 0.00% | 15 | 3.37% | 0 | 0.00% | 123 | 27.64% |
| Bridgewater Township, Precinct 1 | | | | | | | | | | | |
| Polling | 1290 | 367 | 366 | 4 | 1.09% | 8 | 2.19% | 0 | 0.00% | 95 | 25.96% |
| AVCB (if used) | 1290 | 0 | 0 | 0 | - | 0 | - | 0 | - | 0 | - |
| Total | 1290 | 367 | 366 | 4 | 1.09% | 8 | 2.19% | 0 | 0.00% | 95 | 25.96% |
| Dexter Township, Precinct 1 | | | | | | | | | | | |
| Polling | 1976 | 485 | 485 | 1 | 0.21% | 9 | 1.86% | 0 | 0.00% | 107 | 22.06% |
| AVCB (if used) | 1976 | 0 | 0 | 0 | - | 0 | - | 0 | - | 0 | - |
| Total | 1976 | 485 | 485 | 1 | 0.21% | 9 | 1.86% | 0 | 0.00% | 107 | 22.06% |
| Dexter Township, Precinct 2 | | | | | | | | | | | |
| Polling | 1878 | 478 | 478 | 4 | 0.84% | 3 | 0.63% | 1 | 0.21% | 123 | 25.73% |
| AVCB (if used) | 1878 | 0 | 0 | 0 | - | 0 | - | 0 | - | 0 | - |
| Total | 1878 | 478 | 478 | 4 | 0.84% | 3 | 0.63% | 1 | 0.21% | 123 | 25.73% |
| Dexter Township, Precinct 3 | | | | | | | | | | | |
| Polling | 1208 | 278 | 278 | 3 | 1.08% | 4 | 1.44% | 1 | 0.36% | 43 | 15.47% |
| AVCB (if used) | 1208 | 0 | 0 | 0 | - | 0 | - | 0 | - | 0 | - |
| Total | 1208 | 278 | 278 | 3 | 1.08% | 4 | 1.44% | 1 | 0.36% | 43 | 15.47% |

Date:03/18/16
Time:09:40:44
Page:16 of 180

| | REP President - Cumulative | | | | | | | | | | |
|---|----------------------------|---------------|-------------|----------------|-------|------------------|-------|----------------------|-------|----------------|--------|
| | Reg. Voters | Times Counted | Total Votes | Jeb Bush (REP) | | Ben Carson (REP) | | Chris Christie (REP) | | Ted Cruz (REP) | |
| Freedom Township, Precinct 1 | | | | | | | | | | | |
| Polling | 1203 | 356 | 356 | 2 | 0.56% | 4 | 1.12% | 0 | 0.00% | 106 | 29.78% |
| AVCB (if used) | 1203 | 0 | 0 | 0 | - | 0 | - | 0 | - | 0 | - |
| Total | 1203 | 356 | 356 | 2 | 0.56% | 4 | 1.12% | 0 | 0.00% | 106 | 29.78% |
| Lima Township, Precinct 1 | | | | | | | | | | | |
| Polling | 2840 | 733 | 731 | 2 | 0.27% | 18 | 2.46% | 0 | 0.00% | 188 | 25.72% |
| AVCB (if used) | 2840 | 0 | 0 | 0 | - | 0 | - | 0 | - | 0 | - |
| Total | 2840 | 733 | 731 | 2 | 0.27% | 18 | 2.46% | 0 | 0.00% | 188 | 25.72% |
| Lodi Township, Precinct 1 | | | | | | | | | | | |
| Polling | 1712 | 536 | 533 | 1 | 0.19% | 2 | 0.38% | 1 | 0.19% | 128 | 24.02% |
| AVCB (if used) | 1712 | 0 | 0 | 0 | - | 0 | - | 0 | - | 0 | - |
| Total | 1712 | 536 | 533 | 1 | 0.19% | 2 | 0.38% | 1 | 0.19% | 128 | 24.02% |
| Lodi Township, Precinct 2 | | | | | | | | | | | |
| Polling | 1945 | 654 | 654 | 4 | 0.61% | 11 | 1.68% | 0 | 0.00% | 117 | 17.89% |
| AVCB (if used) | 1945 | 0 | 0 | 0 | - | 0 | - | 0 | - | 0 | - |
| Total | 1945 | 654 | 654 | 4 | 0.61% | 11 | 1.68% | 0 | 0.00% | 117 | 17.89% |
| Lodi Township, Precinct 3 | | | | | | | | | | | |
| Polling | 1081 | 188 | 188 | 1 | 0.53% | 0 | 0.00% | 0 | 0.00% | 36 | 19.15% |
| AVCB (if used) | 1081 | 0 | 0 | 0 | - | 0 | - | 0 | - | 0 | - |
| Total | 1081 | 188 | 188 | 1 | 0.53% | 0 | 0.00% | 0 | 0.00% | 36 | 19.15% |
| Lyndon Township, Precinct 1 | | | | | | | | | | | |
| Polling | 2127 | 536 | 536 | 1 | 0.19% | 5 | 0.93% | 0 | 0.00% | 147 | 27.43% |
| AVCB (if used) | 2127 | 0 | 0 | 0 | - | 0 | - | 0 | - | 0 | - |
| Total | 2127 | 536 | 536 | 1 | 0.19% | 5 | 0.93% | 0 | 0.00% | 147 | 27.43% |
| Manchester Township, Precinct 1 | | | | | | | | | | | |
| Polling | 1764 | 339 | 339 | 3 | 0.88% | 6 | 1.77% | 1 | 0.29% | 76 | 22.42% |
| AVCB (if used) | 1764 | 0 | 0 | 0 | - | 0 | - | 0 | - | 0 | - |
| Total | 1764 | 339 | 339 | 3 | 0.88% | 6 | 1.77% | 1 | 0.29% | 76 | 22.42% |
| Manchester Township, Precinct 2 | | | | | | | | | | | |
| Polling | 2008 | 512 | 512 | 4 | 0.78% | 8 | 1.56% | 1 | 0.20% | 138 | 26.95% |
| AVCB (if used) | 2008 | 0 | 0 | 0 | - | 0 | - | 0 | - | 0 | - |
| Total | 2008 | 512 | 512 | 4 | 0.78% | 8 | 1.56% | 1 | 0.20% | 138 | 26.95% |
| Northfield Township, Precinct 1 | | | | | | | | | | | |
| Polling | 2729 | 424 | 424 | 2 | 0.47% | 3 | 0.71% | 0 | 0.00% | 106 | 25.00% |
| AVCB (if used) | 2729 | 102 | 101 | 1 | 0.99% | 1 | 0.99% | 0 | 0.00% | 25 | 24.75% |
| Total | 2729 | 526 | 525 | 3 | 0.57% | 4 | 0.76% | 0 | 0.00% | 131 | 24.95% |
| Northfield Township, Precinct 2 | | | | | | | | | | | |
| Polling | 1865 | 445 | 445 | 2 | 0.45% | 4 | 0.90% | 0 | 0.00% | 128 | 28.76% |
| AVCB (if used) | 1865 | 127 | 127 | 1 | 0.79% | 2 | 1.57% | 2 | 1.57% | 21 | 16.54% |
| Total | 1865 | 572 | 572 | 3 | 0.52% | 6 | 1.05% | 2 | 0.35% | 149 | 26.05% |
| Northfield Township, Precinct 3 | | | | | | | | | | | |
| Polling | 1774 | 255 | 255 | 2 | 0.78% | 6 | 2.35% | 0 | 0.00% | 77 | 30.20% |
| AVCB (if used) | 1774 | 62 | 62 | 0 | 0.00% | 2 | 3.23% | 0 | 0.00% | 12 | 19.35% |
| Total | 1774 | 317 | 317 | 2 | 0.63% | 8 | 2.52% | 0 | 0.00% | 89 | 28.08% |
| Pittsfield Charter Township, Precinct 1 | | | | | | | | | | | |
| Polling | 2618 | 348 | 348 | 1 | 0.29% | 5 | 1.44% | 0 | 0.00% | 80 | 22.99% |
| AVCB (if used) | 2618 | 60 | 60 | 3 | 5.00% | 1 | 1.67% | 0 | 0.00% | 6 | 10.00% |
| Total | 2618 | 408 | 408 | 4 | 0.98% | 6 | 1.47% | 0 | 0.00% | 86 | 21.08% |
| Pittsfield Charter Township, Precinct 2 | | | | | | | | | | | |
| Polling | 2348 | 182 | 182 | 0 | 0.00% | 1 | 0.55% | 0 | 0.00% | 59 | 32.42% |
| AVCB (if used) | 2348 | 44 | 44 | 1 | 2.27% | 1 | 2.27% | 0 | 0.00% | 6 | 13.64% |
| Total | 2348 | 226 | 226 | 1 | 0.44% | 2 | 0.88% | 0 | 0.00% | 65 | 28.76% |
| Pittsfield Charter Township, Precinct 3 | | | | | | | | | | | |
| Polling | 2546 | 258 | 258 | 1 | 0.39% | 3 | 1.16% | 1 | 0.39% | 75 | 29.07% |
| AVCB (if used) | 2546 | 35 | 35 | 0 | 0.00% | 1 | 2.86% | 0 | 0.00% | 12 | 34.29% |
| Total | 2546 | 293 | 293 | 1 | 0.34% | 4 | 1.37% | 1 | 0.34% | 87 | 29.69% |
| Pittsfield Charter Township, Precinct 4 | | | | | | | | | | | |
| Polling | 2579 | 115 | 115 | 0 | 0.00% | 4 | 3.48% | 0 | 0.00% | 40 | 34.78% |
| AVCB (if used) | 2579 | 31 | 31 | 1 | 3.23% | 2 | 6.45% | 1 | 3.23% | 4 | 12.90% |
| Total | 2579 | 146 | 146 | 1 | 0.68% | 6 | 4.11% | 1 | 0.68% | 44 | 30.14% |
| Pittsfield Charter Township, Precinct 5 | | | | | | | | | | | |

Statement of Votes Cast
Washtenaw County, MI
2016 Presidential Primary
SOVC For Jurisdiction Wide, All Counters, All Races

Date:03/18/16
Time:09:40:44
Page:17 of 180

| | REP President - Cumulative | | | | | | | | | | |
|--|----------------------------|---------------|-------------|----------------|-------|------------------|-------|----------------------|-------|----------------|--------|
| | Reg. Voters | Times Counted | Total Votes | Jeb Bush (REP) | | Ben Carson (REP) | | Chris Christie (REP) | | Ted Cruz (REP) | |
| Polling | 1070 | 150 | 150 | 0 | 0.00% | 2 | 1.33% | 0 | 0.00% | 17 | 11.33% |
| AVCB (if used) | 1070 | 23 | 23 | 2 | 8.70% | 0 | 0.00% | 0 | 0.00% | 1 | 4.35% |
| Total | 1070 | 173 | 173 | 2 | 1.16% | 2 | 1.16% | 0 | 0.00% | 18 | 10.40% |
| Pittsfield Charter Township, Precinct 6 | | | | | | | | | | | |
| Polling | 2484 | 394 | 394 | 0 | 0.00% | 0 | 0.00% | 0 | 0.00% | 146 | 37.06% |
| AVCB (if used) | 2484 | 89 | 89 | 0 | 0.00% | 3 | 3.37% | 0 | 0.00% | 28 | 31.46% |
| Total | 2484 | 483 | 483 | 0 | 0.00% | 3 | 0.62% | 0 | 0.00% | 174 | 36.02% |
| Pittsfield Charter Township, Precinct 7 | | | | | | | | | | | |
| Polling | 2557 | 316 | 315 | 0 | 0.00% | 1 | 0.32% | 0 | 0.00% | 55 | 17.46% |
| AVCB (if used) | 2557 | 57 | 57 | 1 | 1.75% | 1 | 1.75% | 0 | 0.00% | 12 | 21.05% |
| Total | 2557 | 373 | 372 | 1 | 0.27% | 2 | 0.54% | 0 | 0.00% | 67 | 18.01% |
| Pittsfield Charter Township, Precinct 8 | | | | | | | | | | | |
| Polling | 2902 | 636 | 636 | 0 | 0.00% | 6 | 0.94% | 1 | 0.16% | 172 | 27.04% |
| AVCB (if used) | 2902 | 122 | 122 | 4 | 3.28% | 3 | 2.46% | 2 | 1.64% | 20 | 16.39% |
| Total | 2902 | 758 | 758 | 4 | 0.53% | 9 | 1.19% | 3 | 0.40% | 192 | 25.33% |
| Pittsfield Charter Township, Precinct 9 | | | | | | | | | | | |
| Polling | 2971 | 534 | 533 | 1 | 0.19% | 0 | 0.00% | 0 | 0.00% | 99 | 18.57% |
| AVCB (if used) | 2971 | 138 | 138 | 1 | 0.72% | 4 | 2.90% | 2 | 1.45% | 18 | 13.04% |
| Total | 2971 | 672 | 671 | 2 | 0.30% | 4 | 0.60% | 2 | 0.30% | 117 | 17.44% |
| Pittsfield Charter Township, Precinct 10 | | | | | | | | | | | |
| Polling | 1817 | 123 | 123 | 0 | 0.00% | 1 | 0.81% | 0 | 0.00% | 38 | 30.89% |
| AVCB (if used) | 1817 | 11 | 11 | 0 | 0.00% | 0 | 0.00% | 0 | 0.00% | 2 | 18.18% |
| Total | 1817 | 134 | 134 | 0 | 0.00% | 1 | 0.75% | 0 | 0.00% | 40 | 29.85% |
| Salem Township, Precinct 1 | | | | | | | | | | | |
| Polling | 1702 | 550 | 550 | 6 | 1.09% | 7 | 1.27% | 1 | 0.18% | 166 | 30.18% |
| AVCB (if used) | 1702 | 0 | 0 | 0 | - | 0 | - | 0 | - | 0 | - |
| Total | 1702 | 550 | 550 | 6 | 1.09% | 7 | 1.27% | 1 | 0.18% | 166 | 30.18% |
| Salem Township, Precinct 2 | | | | | | | | | | | |
| Polling | 2143 | 499 | 497 | 3 | 0.60% | 6 | 1.21% | 2 | 0.40% | 113 | 22.74% |
| AVCB (if used) | 2143 | 0 | 0 | 0 | - | 0 | - | 0 | - | 0 | - |
| Total | 2143 | 499 | 497 | 3 | 0.60% | 6 | 1.21% | 2 | 0.40% | 113 | 22.74% |
| Salem Township, Precinct 3 | | | | | | | | | | | |
| Polling | 1221 | 398 | 398 | 2 | 0.50% | 4 | 1.01% | 0 | 0.00% | 97 | 24.37% |
| AVCB (if used) | 1221 | 0 | 0 | 0 | - | 0 | - | 0 | - | 0 | - |
| Total | 1221 | 398 | 398 | 2 | 0.50% | 4 | 1.01% | 0 | 0.00% | 97 | 24.37% |
| Saline Township, Precinct 1 | | | | | | | | | | | |
| Polling | 1643 | 360 | 360 | 4 | 1.11% | 2 | 0.56% | 3 | 0.83% | 98 | 27.22% |
| AVCB (if used) | 1643 | 0 | 0 | 0 | - | 0 | - | 0 | - | 0 | - |
| Total | 1643 | 360 | 360 | 4 | 1.11% | 2 | 0.56% | 3 | 0.83% | 98 | 27.22% |
| Scio Township, Precinct 2 | | | | | | | | | | | |
| Polling | 1024 | 277 | 277 | 5 | 1.81% | 2 | 0.72% | 0 | 0.00% | 58 | 20.94% |
| AVCB (if used) | 1024 | 0 | 0 | 0 | - | 0 | - | 0 | - | 0 | - |
| Total | 1024 | 277 | 277 | 5 | 1.81% | 2 | 0.72% | 0 | 0.00% | 58 | 20.94% |
| Scio Township, Precinct 3 | | | | | | | | | | | |
| Polling | 1286 | 250 | 249 | 0 | 0.00% | 3 | 1.20% | 3 | 1.20% | 48 | 19.28% |
| AVCB (if used) | 1286 | 0 | 0 | 0 | - | 0 | - | 0 | - | 0 | - |
| Total | 1286 | 250 | 249 | 0 | 0.00% | 3 | 1.20% | 3 | 1.20% | 48 | 19.28% |
| Scio Township, Precinct 4 | | | | | | | | | | | |
| Polling | 1309 | 252 | 252 | 7 | 2.78% | 1 | 0.40% | 0 | 0.00% | 52 | 20.63% |
| AVCB (if used) | 1309 | 0 | 0 | 0 | - | 0 | - | 0 | - | 0 | - |
| Total | 1309 | 252 | 252 | 7 | 2.78% | 1 | 0.40% | 0 | 0.00% | 52 | 20.63% |
| Scio Township, Precinct 5 | | | | | | | | | | | |
| Polling | 1702 | 230 | 229 | 3 | 1.31% | 5 | 2.18% | 0 | 0.00% | 53 | 23.14% |
| AVCB (if used) | 1702 | 0 | 0 | 0 | - | 0 | - | 0 | - | 0 | - |
| Total | 1702 | 230 | 229 | 3 | 1.31% | 5 | 2.18% | 0 | 0.00% | 53 | 23.14% |
| Scio Township, Precinct 6 | | | | | | | | | | | |
| Polling | 1459 | 250 | 250 | 1 | 0.40% | 1 | 0.40% | 0 | 0.00% | 52 | 20.80% |
| AVCB (if used) | 1459 | 0 | 0 | 0 | - | 0 | - | 0 | - | 0 | - |
| Total | 1459 | 250 | 250 | 1 | 0.40% | 1 | 0.40% | 0 | 0.00% | 52 | 20.80% |
| Scio Township, Precinct 7 | | | | | | | | | | | |
| Polling | 2542 | 328 | 328 | 3 | 0.91% | 4 | 1.22% | 1 | 0.30% | 49 | 14.94% |

Statement of Votes Cast
Washtenaw County, MI
2016 Presidential Primary
SOVC For Jurisdiction Wide, All Counters, All Races

Date: 03/18/16
Time: 09:40:44
Page: 18 of 180

| | REP President - Cumulative | | | | | | | | | | |
|-------------------------------|----------------------------|---------------|-------------|----------------|-------|------------------|-------|----------------------|-------|----------------|--------|
| | Reg. Voters | Times Counted | Total Votes | Jeb Bush (REP) | | Ben Carson (REP) | | Chris Christie (REP) | | Ted Cruz (REP) | |
| AVCB (if used) | 2542 | 0 | 0 | 0 | - | 0 | - | 0 | - | 0 | - |
| Total | 2542 | 328 | 328 | 3 | 0.91% | 4 | 1.22% | 1 | 0.30% | 49 | 14.94% |
| Scio Township, Precinct 8 | | | | | | | | | | | |
| Polling | 1978 | 387 | 387 | 0 | 0.00% | 0 | 0.00% | 1 | 0.26% | 74 | 19.12% |
| AVCB (if used) | 1978 | 0 | 0 | 0 | - | 0 | - | 0 | - | 0 | - |
| Total | 1978 | 387 | 387 | 0 | 0.00% | 0 | 0.00% | 1 | 0.26% | 74 | 19.12% |
| Scio Township, Precinct 9 | | | | | | | | | | | |
| Polling | 1713 | 257 | 257 | 2 | 0.78% | 1 | 0.39% | 0 | 0.00% | 36 | 14.01% |
| AVCB (if used) | 1713 | 0 | 0 | 0 | - | 0 | - | 0 | - | 0 | - |
| Total | 1713 | 257 | 257 | 2 | 0.78% | 1 | 0.39% | 0 | 0.00% | 36 | 14.01% |
| Sharon Township, Precinct 1 | | | | | | | | | | | |
| Polling | 1505 | 389 | 388 | 0 | 0.00% | 6 | 1.55% | 0 | 0.00% | 95 | 24.48% |
| AVCB (if used) | 1505 | 0 | 0 | 0 | - | 0 | - | 0 | - | 0 | - |
| Total | 1505 | 389 | 388 | 0 | 0.00% | 6 | 1.55% | 0 | 0.00% | 95 | 24.48% |
| Superior Township, Precinct 1 | | | | | | | | | | | |
| Polling | 1695 | 387 | 386 | 1 | 0.26% | 4 | 1.04% | 0 | 0.00% | 75 | 19.43% |
| AVCB (if used) | 1695 | 0 | 0 | 0 | - | 0 | - | 0 | - | 0 | - |
| Total | 1695 | 387 | 386 | 1 | 0.26% | 4 | 1.04% | 0 | 0.00% | 75 | 19.43% |
| Superior Township, Precinct 2 | | | | | | | | | | | |
| Polling | 2347 | 259 | 259 | 1 | 0.39% | 2 | 0.77% | 0 | 0.00% | 98 | 37.84% |
| AVCB (if used) | 2347 | 0 | 0 | 0 | - | 0 | - | 0 | - | 0 | - |
| Total | 2347 | 259 | 259 | 1 | 0.39% | 2 | 0.77% | 0 | 0.00% | 98 | 37.84% |
| Superior Township, Precinct 3 | | | | | | | | | | | |
| Polling | 1800 | 51 | 51 | 0 | 0.00% | 2 | 3.92% | 0 | 0.00% | 12 | 23.53% |
| AVCB (if used) | 1800 | 0 | 0 | 0 | - | 0 | - | 0 | - | 0 | - |
| Total | 1800 | 51 | 51 | 0 | 0.00% | 2 | 3.92% | 0 | 0.00% | 12 | 23.53% |
| Superior Township, Precinct 4 | | | | | | | | | | | |
| Polling | 2034 | 202 | 199 | 2 | 1.01% | 7 | 3.52% | 0 | 0.00% | 60 | 30.15% |
| AVCB (if used) | 2034 | 0 | 0 | 0 | - | 0 | - | 0 | - | 0 | - |
| Total | 2034 | 202 | 199 | 2 | 1.01% | 7 | 3.52% | 0 | 0.00% | 60 | 30.15% |
| Superior Township, Precinct 5 | | | | | | | | | | | |
| Polling | 2247 | 482 | 482 | 4 | 0.83% | 2 | 0.41% | 0 | 0.00% | 115 | 23.86% |
| AVCB (if used) | 2247 | 0 | 0 | 0 | - | 0 | - | 0 | - | 0 | - |
| Total | 2247 | 482 | 482 | 4 | 0.83% | 2 | 0.41% | 0 | 0.00% | 115 | 23.86% |
| Sylvan Township, Precinct 1 | | | | | | | | | | | |
| Polling | 2535 | 627 | 626 | 9 | 1.44% | 7 | 1.12% | 1 | 0.16% | 141 | 22.52% |
| AVCB (if used) | 2535 | 0 | 0 | 0 | - | 0 | - | 0 | - | 0 | - |
| Total | 2535 | 627 | 626 | 9 | 1.44% | 7 | 1.12% | 1 | 0.16% | 141 | 22.52% |
| Webster Township, Precinct 1 | | | | | | | | | | | |
| Polling | 1694 | 419 | 419 | 1 | 0.24% | 3 | 0.72% | 0 | 0.00% | 137 | 32.70% |
| AVCB (if used) | 1694 | 0 | 0 | 0 | - | 0 | - | 0 | - | 0 | - |
| Total | 1694 | 419 | 419 | 1 | 0.24% | 3 | 0.72% | 0 | 0.00% | 137 | 32.70% |
| Webster Township, Precinct 2 | | | | | | | | | | | |
| Polling | 1524 | 393 | 393 | 0 | 0.00% | 5 | 1.27% | 0 | 0.00% | 96 | 24.43% |
| AVCB (if used) | 1524 | 0 | 0 | 0 | - | 0 | - | 0 | - | 0 | - |
| Total | 1524 | 393 | 393 | 0 | 0.00% | 5 | 1.27% | 0 | 0.00% | 96 | 24.43% |
| Webster Township, Precinct 3 | | | | | | | | | | | |
| Polling | 1830 | 443 | 442 | 1 | 0.23% | 3 | 0.68% | 0 | 0.00% | 100 | 22.62% |
| AVCB (if used) | 1830 | 0 | 0 | 0 | - | 0 | - | 0 | - | 0 | - |
| Total | 1830 | 443 | 442 | 1 | 0.23% | 3 | 0.68% | 0 | 0.00% | 100 | 22.62% |
| York Township, Precinct 1 | | | | | | | | | | | |
| Polling | 1965 | 618 | 617 | 6 | 0.97% | 12 | 1.94% | 3 | 0.49% | 130 | 21.07% |
| AVCB (if used) | 1965 | 0 | 0 | 0 | - | 0 | - | 0 | - | 0 | - |
| Total | 1965 | 618 | 617 | 6 | 0.97% | 12 | 1.94% | 3 | 0.49% | 130 | 21.07% |
| York Township, Precinct 2 | | | | | | | | | | | |
| Polling | 1891 | 587 | 587 | 4 | 0.68% | 9 | 1.53% | 0 | 0.00% | 164 | 27.94% |
| AVCB (if used) | 1891 | 0 | 0 | 0 | - | 0 | - | 0 | - | 0 | - |
| Total | 1891 | 587 | 587 | 4 | 0.68% | 9 | 1.53% | 0 | 0.00% | 164 | 27.94% |
| York Township, Precinct 3 | | | | | | | | | | | |
| Polling | 1461 | 445 | 445 | 5 | 1.12% | 3 | 0.67% | 1 | 0.22% | 110 | 24.72% |
| AVCB (if used) | 1461 | 0 | 0 | 0 | - | 0 | - | 0 | - | 0 | - |

Statement of Votes Cast
Washtenaw County, MI
2016 Presidential Primary
SOVC For Jurisdiction Wide, All Counters, All Races

Date:03/18/16
Time:09:40:44
Page:19 of 180

| | REP President - Cumulative | | | | | | | | | | |
|---------------------------------|----------------------------|---------------|-------------|----------------|--------|------------------|--------|----------------------|-------|----------------|--------|
| | Reg. Voters | Times Counted | Total Votes | Jeb Bush (REP) | | Ben Carson (REP) | | Chris Christie (REP) | | Ted Cruz (REP) | |
| Total | 1461 | 445 | 445 | 5 | 1.12% | 3 | 0.67% | 1 | 0.22% | 110 | 24.72% |
| Ypsilanti Township, Precinct 1 | | | | | | | | | | | |
| Polling | 2622 | 101 | 101 | 0 | 0.00% | 2 | 1.98% | 0 | 0.00% | 29 | 28.71% |
| AVCB (if used) | 2622 | 19 | 19 | 0 | 0.00% | 1 | 5.26% | 0 | 0.00% | 4 | 21.05% |
| Total | 2622 | 120 | 120 | 0 | 0.00% | 3 | 2.50% | 0 | 0.00% | 33 | 27.50% |
| Ypsilanti Township, Precinct 2 | | | | | | | | | | | |
| Polling | 1808 | 161 | 161 | 0 | 0.00% | 4 | 2.48% | 0 | 0.00% | 58 | 36.02% |
| AVCB (if used) | 1808 | 71 | 71 | 3 | 4.23% | 2 | 2.82% | 0 | 0.00% | 14 | 19.72% |
| Total | 1808 | 232 | 232 | 3 | 1.29% | 6 | 2.59% | 0 | 0.00% | 72 | 31.03% |
| Ypsilanti Township, Precinct 3 | | | | | | | | | | | |
| Polling | 1677 | 86 | 86 | 0 | 0.00% | 1 | 1.16% | 1 | 1.16% | 26 | 30.23% |
| AVCB (if used) | 1677 | 23 | 23 | 0 | 0.00% | 1 | 4.35% | 0 | 0.00% | 4 | 17.39% |
| Total | 1677 | 109 | 109 | 0 | 0.00% | 2 | 1.83% | 1 | 0.92% | 30 | 27.52% |
| Ypsilanti Township, Precinct 4 | | | | | | | | | | | |
| Polling | 2705 | 170 | 170 | 1 | 0.59% | 5 | 2.94% | 0 | 0.00% | 57 | 33.53% |
| AVCB (if used) | 2705 | 66 | 66 | 6 | 9.09% | 1 | 1.52% | 3 | 4.55% | 11 | 16.67% |
| Total | 2705 | 236 | 236 | 7 | 2.97% | 6 | 2.54% | 3 | 1.27% | 68 | 28.81% |
| Ypsilanti Township, Precinct 5 | | | | | | | | | | | |
| Polling | 1955 | 93 | 92 | 0 | 0.00% | 2 | 2.17% | 0 | 0.00% | 30 | 32.61% |
| AVCB (if used) | 1955 | 21 | 21 | 1 | 4.76% | 3 | 14.29% | 0 | 0.00% | 7 | 33.33% |
| Total | 1955 | 114 | 113 | 1 | 0.88% | 5 | 4.42% | 0 | 0.00% | 37 | 32.74% |
| Ypsilanti Township, Precinct 6 | | | | | | | | | | | |
| Polling | 1440 | 85 | 85 | 0 | 0.00% | 1 | 1.18% | 0 | 0.00% | 23 | 27.06% |
| AVCB (if used) | 1440 | 28 | 28 | 0 | 0.00% | 0 | 0.00% | 0 | 0.00% | 5 | 17.86% |
| Total | 1440 | 113 | 113 | 0 | 0.00% | 1 | 0.88% | 0 | 0.00% | 28 | 24.78% |
| Ypsilanti Township, Precinct 7 | | | | | | | | | | | |
| Polling | 1972 | 97 | 97 | 0 | 0.00% | 1 | 1.03% | 0 | 0.00% | 28 | 28.87% |
| AVCB (if used) | 1972 | 39 | 39 | 1 | 2.56% | 1 | 2.56% | 0 | 0.00% | 8 | 20.51% |
| Total | 1972 | 136 | 136 | 1 | 0.74% | 2 | 1.47% | 0 | 0.00% | 36 | 26.47% |
| Ypsilanti Township, Precinct 8 | | | | | | | | | | | |
| Polling | 1828 | 131 | 131 | 0 | 0.00% | 2 | 1.53% | 0 | 0.00% | 41 | 31.30% |
| AVCB (if used) | 1828 | 38 | 38 | 2 | 5.26% | 0 | 0.00% | 0 | 0.00% | 4 | 10.53% |
| Total | 1828 | 169 | 169 | 2 | 1.18% | 2 | 1.18% | 0 | 0.00% | 45 | 26.63% |
| Ypsilanti Township, Precinct 9 | | | | | | | | | | | |
| Polling | 2322 | 236 | 236 | 0 | 0.00% | 7 | 2.97% | 0 | 0.00% | 70 | 29.66% |
| AVCB (if used) | 2322 | 100 | 99 | 10 | 10.10% | 4 | 4.04% | 0 | 0.00% | 13 | 13.13% |
| Total | 2322 | 336 | 335 | 10 | 2.99% | 11 | 3.28% | 0 | 0.00% | 83 | 24.78% |
| Ypsilanti Township, Precinct 10 | | | | | | | | | | | |
| Polling | 1580 | 75 | 75 | 0 | 0.00% | 2 | 2.67% | 0 | 0.00% | 20 | 26.67% |
| AVCB (if used) | 1580 | 25 | 23 | 1 | 4.35% | 0 | 0.00% | 1 | 4.35% | 2 | 8.70% |
| Total | 1580 | 100 | 98 | 1 | 1.02% | 2 | 2.04% | 1 | 1.02% | 22 | 22.45% |
| Ypsilanti Township, Precinct 11 | | | | | | | | | | | |
| Polling | 2367 | 71 | 71 | 0 | 0.00% | 0 | 0.00% | 1 | 1.41% | 20 | 28.17% |
| AVCB (if used) | 2367 | 42 | 42 | 3 | 7.14% | 3 | 7.14% | 0 | 0.00% | 13 | 30.95% |
| Total | 2367 | 113 | 113 | 3 | 2.65% | 3 | 2.65% | 1 | 0.88% | 33 | 29.20% |
| Ypsilanti Township, Precinct 12 | | | | | | | | | | | |
| Polling | 2004 | 130 | 130 | 0 | 0.00% | 3 | 2.31% | 0 | 0.00% | 37 | 28.46% |
| AVCB (if used) | 2004 | 22 | 22 | 0 | 0.00% | 0 | 0.00% | 0 | 0.00% | 2 | 9.09% |
| Total | 2004 | 152 | 152 | 0 | 0.00% | 3 | 1.97% | 0 | 0.00% | 39 | 25.66% |
| Ypsilanti Township, Precinct 13 | | | | | | | | | | | |
| Polling | 2686 | 176 | 176 | 0 | 0.00% | 2 | 1.14% | 1 | 0.57% | 53 | 30.11% |
| AVCB (if used) | 2686 | 61 | 59 | 0 | 0.00% | 1 | 1.69% | 0 | 0.00% | 15 | 25.42% |
| Total | 2686 | 237 | 235 | 0 | 0.00% | 3 | 1.28% | 1 | 0.43% | 68 | 28.94% |
| Ypsilanti Township, Precinct 14 | | | | | | | | | | | |
| Polling | 2034 | 228 | 228 | 0 | 0.00% | 0 | 0.00% | 1 | 0.44% | 75 | 32.89% |
| AVCB (if used) | 2034 | 41 | 41 | 0 | 0.00% | 5 | 12.20% | 1 | 2.44% | 4 | 9.76% |
| Total | 2034 | 269 | 269 | 0 | 0.00% | 5 | 1.86% | 2 | 0.74% | 79 | 29.37% |
| Ypsilanti Township, Precinct 15 | | | | | | | | | | | |
| Polling | 1859 | 235 | 235 | 0 | 0.00% | 0 | 0.00% | 0 | 0.00% | 79 | 33.62% |
| AVCB (if used) | 1859 | 91 | 91 | 5 | 5.49% | 3 | 3.30% | 1 | 1.10% | 23 | 25.27% |
| Total | 1859 | 326 | 326 | 5 | 1.53% | 3 | 0.92% | 1 | 0.31% | 102 | 31.29% |

Statement of Votes Cast
Washtenaw County, MI
2016 Presidential Primary
SOVC For Jurisdiction Wide, All Counters, All Races

Date:03/18/16
Time:09:40:44
Page:20 of 180

| | REP President - Cumulative | | | | | | | | | | |
|---------------------------------|----------------------------|---------------|-------------|----------------|-------|------------------|-------|----------------------|-------|----------------|--------|
| | Reg. Voters | Times Counted | Total Votes | Jeb Bush (REP) | | Ben Carson (REP) | | Chris Christie (REP) | | Ted Cruz (REP) | |
| Ypsilanti Township, Precinct 17 | | | | | | | | | | | |
| Polling | 2484 | 252 | 252 | 1 | 0.40% | 4 | 1.59% | 0 | 0.00% | 62 | 24.60% |
| AVCB (if used) | 2484 | 39 | 39 | 0 | 0.00% | 0 | 0.00% | 1 | 2.56% | 10 | 25.64% |
| Total | 2484 | 291 | 291 | 1 | 0.34% | 4 | 1.37% | 1 | 0.34% | 72 | 24.74% |
| Ypsilanti Township, Precinct 18 | | | | | | | | | | | |
| Polling | 2562 | 362 | 362 | 0 | 0.00% | 2 | 0.55% | 0 | 0.00% | 133 | 36.74% |
| AVCB (if used) | 2562 | 44 | 44 | 0 | 0.00% | 1 | 2.27% | 0 | 0.00% | 17 | 38.64% |
| Total | 2562 | 406 | 406 | 0 | 0.00% | 3 | 0.74% | 0 | 0.00% | 150 | 36.95% |
| Ypsilanti Township, Precinct 19 | | | | | | | | | | | |
| Polling | 2664 | 308 | 307 | 1 | 0.33% | 2 | 0.65% | 0 | 0.00% | 93 | 30.29% |
| AVCB (if used) | 2664 | 51 | 51 | 0 | 0.00% | 1 | 1.96% | 1 | 1.96% | 9 | 17.65% |
| Total | 2664 | 359 | 358 | 1 | 0.28% | 3 | 0.84% | 1 | 0.28% | 102 | 28.49% |
| Ypsilanti Township, Precinct 20 | | | | | | | | | | | |
| Polling | 1860 | 201 | 201 | 1 | 0.50% | 5 | 2.49% | 0 | 0.00% | 64 | 31.84% |
| AVCB (if used) | 1860 | 67 | 67 | 1 | 1.49% | 3 | 4.48% | 0 | 0.00% | 9 | 13.43% |
| Total | 1860 | 268 | 268 | 2 | 0.75% | 8 | 2.99% | 0 | 0.00% | 73 | 27.24% |
| Total | | | | | | | | | | | |
| Polling | 267735 | 34058 | 34028 | 172 | 0.51% | 377 | 1.11% | 38 | 0.11% | 8078 | 23.74% |
| AVCB (if used) | 267735 | 3098 | 3089 | 94 | 3.04% | 91 | 2.95% | 26 | 0.84% | 496 | 16.06% |
| Total | 267735 | 37156 | 37117 | 266 | 0.72% | 468 | 1.26% | 64 | 0.17% | 8574 | 23.10% |

Statement of Votes Cast
Washtenaw County, MI
2016 Presidential Primary
SOVC For Jurisdiction Wide, All Counters, All Races

Date:03/18/16
Time:09:40:44
Page:21 of 180

| | REP President - Cumulative | | | | | | | | | |
|--|----------------------------|-------|----------------------|-------|---------------------|--------|----------------------|--------|---------------------|-------|
| | Carly Fiorina (REP) | | Lindsey Graham (REP) | | Mike Huckabee (REP) | | John R. Kasich (REP) | | George Pataki (REP) | |
| Jurisdiction Wide | | | | | | | | | | |
| City of Ann Arbor, Ward 1, Precinct 1 | | | | | | | | | | |
| Polling | 0 | 0.00% | 0 | 0.00% | 0 | 0.00% | 29 | 56.86% | 0 | 0.00% |
| AVCB (if used) | 0 | 0.00% | 0 | 0.00% | 0 | 0.00% | 0 | 0.00% | 0 | 0.00% |
| Total | 0 | 0.00% | 0 | 0.00% | 0 | 0.00% | 29 | 56.86% | 0 | 0.00% |
| City of Ann Arbor, Ward 1, Precinct 2 | | | | | | | | | | |
| Polling | 0 | 0.00% | 0 | 0.00% | 0 | 0.00% | 25 | 55.56% | 0 | 0.00% |
| AVCB (if used) | 0 | 0.00% | 0 | 0.00% | 0 | 0.00% | 3 | 33.33% | 0 | 0.00% |
| Total | 0 | 0.00% | 0 | 0.00% | 0 | 0.00% | 28 | 51.85% | 0 | 0.00% |
| City of Ann Arbor, Ward 1, Precinct 3 | | | | | | | | | | |
| Polling | 0 | 0.00% | 0 | 0.00% | 0 | 0.00% | 25 | 64.10% | 0 | 0.00% |
| AVCB (if used) | 0 | 0.00% | 0 | 0.00% | 0 | 0.00% | 1 | 33.33% | 0 | 0.00% |
| Total | 0 | 0.00% | 0 | 0.00% | 0 | 0.00% | 26 | 61.90% | 0 | 0.00% |
| City of Ann Arbor, Ward 1, Precinct 4 | | | | | | | | | | |
| Polling | 0 | 0.00% | 0 | 0.00% | 0 | 0.00% | 22 | 62.86% | 0 | 0.00% |
| AVCB (if used) | 0 | 0.00% | 0 | 0.00% | 0 | 0.00% | 2 | 40.00% | 0 | 0.00% |
| Total | 0 | 0.00% | 0 | 0.00% | 0 | 0.00% | 24 | 60.00% | 0 | 0.00% |
| City of Ann Arbor, Ward 1, Precinct 5 | | | | | | | | | | |
| Polling | 1 | 1.14% | 0 | 0.00% | 0 | 0.00% | 41 | 46.59% | 0 | 0.00% |
| AVCB (if used) | 0 | 0.00% | 0 | 0.00% | 0 | 0.00% | 0 | 0.00% | 0 | 0.00% |
| Total | 1 | 1.06% | 0 | 0.00% | 0 | 0.00% | 41 | 43.62% | 0 | 0.00% |
| City of Ann Arbor, Ward 1, Precinct 6 | | | | | | | | | | |
| Polling | 0 | 0.00% | 0 | 0.00% | 0 | 0.00% | 26 | 35.14% | 0 | 0.00% |
| AVCB (if used) | 0 | 0.00% | 0 | 0.00% | 1 | 20.00% | 1 | 20.00% | 0 | 0.00% |
| Total | 0 | 0.00% | 0 | 0.00% | 1 | 1.27% | 27 | 34.18% | 0 | 0.00% |
| City of Ann Arbor, Ward 1, Precinct 7 | | | | | | | | | | |
| Polling | 0 | 0.00% | 0 | 0.00% | 0 | 0.00% | 29 | 47.54% | 0 | 0.00% |
| AVCB (if used) | 0 | 0.00% | 0 | 0.00% | 0 | 0.00% | 0 | 0.00% | 0 | 0.00% |
| Total | 0 | 0.00% | 0 | 0.00% | 0 | 0.00% | 29 | 46.03% | 0 | 0.00% |
| City of Ann Arbor, Ward 1, Precinct 8 | | | | | | | | | | |
| Polling | 0 | 0.00% | 0 | 0.00% | 0 | 0.00% | 117 | 70.91% | 0 | 0.00% |
| AVCB (if used) | 0 | 0.00% | 0 | 0.00% | 0 | 0.00% | 7 | 50.00% | 0 | 0.00% |
| Total | 0 | 0.00% | 0 | 0.00% | 0 | 0.00% | 124 | 69.27% | 0 | 0.00% |
| City of Ann Arbor, Ward 1, Precinct 9 | | | | | | | | | | |
| Polling | 0 | 0.00% | 0 | 0.00% | 1 | 0.57% | 90 | 51.14% | 0 | 0.00% |
| AVCB (if used) | 0 | 0.00% | 0 | 0.00% | 0 | 0.00% | 3 | 13.64% | 0 | 0.00% |
| Total | 0 | 0.00% | 0 | 0.00% | 1 | 0.51% | 93 | 46.97% | 0 | 0.00% |
| City of Ann Arbor, Ward 1, Precinct 10 | | | | | | | | | | |
| Polling | 0 | 0.00% | 0 | 0.00% | 1 | 0.72% | 61 | 43.88% | 0 | 0.00% |
| AVCB (if used) | 0 | 0.00% | 0 | 0.00% | 0 | 0.00% | 1 | 8.33% | 0 | 0.00% |
| Total | 0 | 0.00% | 0 | 0.00% | 1 | 0.66% | 62 | 41.06% | 0 | 0.00% |
| City of Ann Arbor, Ward 2, Precinct 1 | | | | | | | | | | |
| Polling | 0 | 0.00% | 0 | 0.00% | 0 | 0.00% | 37 | 41.57% | 0 | 0.00% |
| AVCB (if used) | 0 | 0.00% | 0 | 0.00% | 0 | 0.00% | 5 | 38.46% | 0 | 0.00% |
| Total | 0 | 0.00% | 0 | 0.00% | 0 | 0.00% | 42 | 41.18% | 0 | 0.00% |
| City of Ann Arbor, Ward 2, Precinct 2 | | | | | | | | | | |
| Polling | 0 | 0.00% | 0 | 0.00% | 0 | 0.00% | 52 | 61.18% | 0 | 0.00% |
| AVCB (if used) | 0 | 0.00% | 0 | 0.00% | 0 | 0.00% | 0 | 0.00% | 0 | 0.00% |
| Total | 0 | 0.00% | 0 | 0.00% | 0 | 0.00% | 52 | 60.47% | 0 | 0.00% |
| City of Ann Arbor, Ward 2, Precinct 3 | | | | | | | | | | |
| Polling | 0 | 0.00% | 0 | 0.00% | 0 | 0.00% | 32 | 58.18% | 0 | 0.00% |
| AVCB (if used) | 0 | 0.00% | 0 | 0.00% | 0 | 0.00% | 1 | 20.00% | 0 | 0.00% |
| Total | 0 | 0.00% | 0 | 0.00% | 0 | 0.00% | 33 | 55.00% | 0 | 0.00% |
| City of Ann Arbor, Ward 2, Precinct 4 | | | | | | | | | | |
| Polling | 0 | 0.00% | 0 | 0.00% | 0 | 0.00% | 95 | 61.69% | 1 | 0.65% |
| AVCB (if used) | 0 | 0.00% | 0 | 0.00% | 0 | 0.00% | 15 | 27.27% | 0 | 0.00% |
| Total | 0 | 0.00% | 0 | 0.00% | 0 | 0.00% | 110 | 52.63% | 1 | 0.48% |
| City of Ann Arbor, Ward 2, Precinct 5 | | | | | | | | | | |
| Polling | 0 | 0.00% | 0 | 0.00% | 0 | 0.00% | 131 | 61.79% | 0 | 0.00% |
| AVCB (if used) | 0 | 0.00% | 0 | 0.00% | 0 | 0.00% | 5 | 14.29% | 0 | 0.00% |
| Total | 0 | 0.00% | 0 | 0.00% | 0 | 0.00% | 136 | 55.06% | 0 | 0.00% |

Date:03/18/16
Time:09:40:44
Page:22 of 180

| | REP President - Cumulative | | | | | | | | | | | |
|---------------------------------------|----------------------------|-------|----------------------|-------|---------------------|-------|----------------------|--------|---------------------|-------|-----------------|-------|
| | Carly Fiorina (REP) | | Lindsey Graham (REP) | | Mike Huckabee (REP) | | John R. Kasich (REP) | | George Pataki (REP) | | Rand Paul (REP) | |
| City of Ann Arbor, Ward 2, Precinct 6 | | | | | | | | | | | | |
| Polling | 0 | 0.00% | 0 | 0.00% | 0 | 0.00% | 119 | 55.61% | 0 | 0.00% | 0 | 0.00% |
| AVCB (if used) | 0 | 0.00% | 0 | 0.00% | 0 | 0.00% | 16 | 38.10% | 0 | 0.00% | 0 | 0.00% |
| Total | 0 | 0.00% | 0 | 0.00% | 0 | 0.00% | 135 | 52.73% | 0 | 0.00% | 0 | 0.00% |
| City of Ann Arbor, Ward 2, Precinct 7 | | | | | | | | | | | | |
| Polling | 0 | 0.00% | 0 | 0.00% | 1 | 0.49% | 126 | 61.46% | 0 | 0.00% | 0 | 0.00% |
| AVCB (if used) | 1 | 1.54% | 0 | 0.00% | 0 | 0.00% | 25 | 38.46% | 0 | 0.00% | 0 | 0.00% |
| Total | 1 | 0.37% | 0 | 0.00% | 1 | 0.37% | 151 | 55.93% | 0 | 0.00% | 0 | 0.00% |
| City of Ann Arbor, Ward 2, Precinct 8 | | | | | | | | | | | | |
| Polling | 1 | 0.58% | 0 | 0.00% | 0 | 0.00% | 91 | 53.22% | 0 | 0.00% | 0 | 0.00% |
| AVCB (if used) | 0 | 0.00% | 0 | 0.00% | 0 | 0.00% | 23 | 52.27% | 0 | 0.00% | 0 | 0.00% |
| Total | 1 | 0.47% | 0 | 0.00% | 0 | 0.00% | 114 | 53.02% | 0 | 0.00% | 0 | 0.00% |
| City of Ann Arbor, Ward 2, Precinct 9 | | | | | | | | | | | | |
| Polling | 0 | 0.00% | 0 | 0.00% | 0 | 0.00% | 105 | 52.24% | 1 | 0.50% | 0 | 0.00% |
| AVCB (if used) | 0 | 0.00% | 0 | 0.00% | 0 | 0.00% | 15 | 28.30% | 0 | 0.00% | 1 | 1.89% |
| Total | 0 | 0.00% | 0 | 0.00% | 0 | 0.00% | 120 | 47.24% | 1 | 0.39% | 1 | 0.39% |
| City of Ann Arbor, Ward 3, Precinct 1 | | | | | | | | | | | | |
| Polling | 0 | 0.00% | 0 | 0.00% | 0 | 0.00% | 27 | 55.10% | 1 | 2.04% | 0 | 0.00% |
| AVCB (if used) | 0 | - | 0 | - | 0 | - | 0 | - | 0 | - | 0 | - |
| Total | 0 | 0.00% | 0 | 0.00% | 0 | 0.00% | 27 | 55.10% | 1 | 2.04% | 0 | 0.00% |
| City of Ann Arbor, Ward 3, Precinct 2 | | | | | | | | | | | | |
| Polling | 0 | 0.00% | 0 | 0.00% | 0 | 0.00% | 22 | 62.86% | 0 | 0.00% | 0 | 0.00% |
| AVCB (if used) | 0 | - | 0 | - | 0 | - | 0 | - | 0 | - | 0 | - |
| Total | 0 | 0.00% | 0 | 0.00% | 0 | 0.00% | 22 | 62.86% | 0 | 0.00% | 0 | 0.00% |
| City of Ann Arbor, Ward 3, Precinct 3 | | | | | | | | | | | | |
| Polling | 0 | 0.00% | 0 | 0.00% | 0 | 0.00% | 158 | 68.40% | 0 | 0.00% | 1 | 0.43% |
| AVCB (if used) | 0 | 0.00% | 0 | 0.00% | 0 | 0.00% | 9 | 47.37% | 0 | 0.00% | 0 | 0.00% |
| Total | 0 | 0.00% | 0 | 0.00% | 0 | 0.00% | 167 | 66.80% | 0 | 0.00% | 1 | 0.40% |
| City of Ann Arbor, Ward 3, Precinct 4 | | | | | | | | | | | | |
| Polling | 0 | 0.00% | 0 | 0.00% | 2 | 1.23% | 88 | 54.32% | 0 | 0.00% | 1 | 0.62% |
| AVCB (if used) | 0 | 0.00% | 1 | 3.23% | 1 | 3.23% | 8 | 25.81% | 0 | 0.00% | 0 | 0.00% |
| Total | 0 | 0.00% | 1 | 0.52% | 3 | 1.55% | 96 | 49.74% | 0 | 0.00% | 1 | 0.52% |
| City of Ann Arbor, Ward 3, Precinct 5 | | | | | | | | | | | | |
| Polling | 0 | 0.00% | 1 | 0.84% | 0 | 0.00% | 27 | 22.69% | 0 | 0.00% | 2 | 1.68% |
| AVCB (if used) | 0 | 0.00% | 0 | 0.00% | 0 | 0.00% | 0 | 0.00% | 0 | 0.00% | 0 | 0.00% |
| Total | 0 | 0.00% | 1 | 0.81% | 0 | 0.00% | 27 | 21.77% | 0 | 0.00% | 2 | 1.61% |
| City of Ann Arbor, Ward 3, Precinct 6 | | | | | | | | | | | | |
| Polling | 0 | 0.00% | 0 | 0.00% | 0 | 0.00% | 38 | 43.18% | 0 | 0.00% | 2 | 2.27% |
| AVCB (if used) | 0 | 0.00% | 0 | 0.00% | 0 | 0.00% | 2 | 13.33% | 0 | 0.00% | 0 | 0.00% |
| Total | 0 | 0.00% | 0 | 0.00% | 0 | 0.00% | 40 | 38.83% | 0 | 0.00% | 2 | 1.94% |
| City of Ann Arbor, Ward 3, Precinct 7 | | | | | | | | | | | | |
| Polling | 1 | 0.54% | 0 | 0.00% | 0 | 0.00% | 82 | 44.57% | 0 | 0.00% | 0 | 0.00% |
| AVCB (if used) | 0 | 0.00% | 0 | 0.00% | 0 | 0.00% | 5 | 14.71% | 0 | 0.00% | 0 | 0.00% |
| Total | 1 | 0.46% | 0 | 0.00% | 0 | 0.00% | 87 | 39.91% | 0 | 0.00% | 0 | 0.00% |
| City of Ann Arbor, Ward 3, Precinct 8 | | | | | | | | | | | | |
| Polling | 0 | 0.00% | 0 | 0.00% | 0 | 0.00% | 68 | 38.64% | 0 | 0.00% | 0 | 0.00% |
| AVCB (if used) | 0 | 0.00% | 0 | 0.00% | 0 | 0.00% | 1 | 3.85% | 0 | 0.00% | 0 | 0.00% |
| Total | 0 | 0.00% | 0 | 0.00% | 0 | 0.00% | 69 | 34.16% | 0 | 0.00% | 0 | 0.00% |
| City of Ann Arbor, Ward 3, Precinct 9 | | | | | | | | | | | | |
| Polling | 0 | 0.00% | 0 | 0.00% | 0 | 0.00% | 41 | 26.45% | 0 | 0.00% | 1 | 0.65% |
| AVCB (if used) | 0 | 0.00% | 0 | 0.00% | 0 | 0.00% | 0 | 0.00% | 0 | 0.00% | 0 | 0.00% |
| Total | 0 | 0.00% | 0 | 0.00% | 0 | 0.00% | 41 | 23.70% | 0 | 0.00% | 1 | 0.58% |
| City of Ann Arbor, Ward 4, Precinct 1 | | | | | | | | | | | | |
| Polling | 0 | 0.00% | 0 | 0.00% | 0 | 0.00% | 37 | 52.86% | 0 | 0.00% | 0 | 0.00% |
| AVCB (if used) | 0 | - | 0 | - | 0 | - | 0 | - | 0 | - | 0 | - |
| Total | 0 | 0.00% | 0 | 0.00% | 0 | 0.00% | 37 | 52.86% | 0 | 0.00% | 0 | 0.00% |
| City of Ann Arbor, Ward 4, Precinct 2 | | | | | | | | | | | | |
| Polling | 0 | 0.00% | 0 | 0.00% | 0 | 0.00% | 23 | 60.53% | 0 | 0.00% | 0 | 0.00% |
| AVCB (if used) | 0 | 0.00% | 0 | 0.00% | 0 | 0.00% | 0 | 0.00% | 0 | 0.00% | 0 | 0.00% |
| Total | 0 | 0.00% | 0 | 0.00% | 0 | 0.00% | 23 | 58.97% | 0 | 0.00% | 0 | 0.00% |
| City of Ann Arbor, Ward 4, Precinct 3 | | | | | | | | | | | | |

Statement of Votes Cast
Washtenaw County, MI
2016 Presidential Primary
SOVC For Jurisdiction Wide, All Counters, All Races

Date:03/18/16
Time:09:40:44
Page:23 of 180

| | REP President - Cumulative | | | | | | | | | | | |
|--|----------------------------|-------|-------------------------|-------|------------------------|--------|-------------------------|---------|------------------------|-------|-----------------|-------|
| | Carly Fiorina (REP) | | Lindsey Graham (REP) | | Mike Huckabee (REP) | | John R. Kasich (REP) | | George Pataki (REP) | | Rand Paul (REP) | |
| Polling | 0 | 0.00% | 0 | 0.00% | 0 | 0.00% | 42 | 51.22% | 0 | 0.00% | 0 | 0.00% |
| AVCB (if used) | 0 | 0.00% | 0 | 0.00% | 0 | 0.00% | 3 | 60.00% | 0 | 0.00% | 0 | 0.00% |
| Total | 0 | 0.00% | 0 | 0.00% | 0 | 0.00% | 45 | 51.72% | 0 | 0.00% | 0 | 0.00% |
| City of Ann Arbor, Ward 4, Precinct 4 | | | | | | | | | | | | |
| Polling | 0 | 0.00% | 0 | 0.00% | 0 | 0.00% | 88 | 55.35% | 1 | 0.63% | 1 | 0.63% |
| AVCB (if used) | 0 | 0.00% | 0 | 0.00% | 0 | 0.00% | 7 | 20.59% | 0 | 0.00% | 2 | 5.88% |
| Total | 0 | 0.00% | 0 | 0.00% | 0 | 0.00% | 95 | 49.22% | 1 | 0.52% | 3 | 1.55% |
| City of Ann Arbor, Ward 4, Precinct 5 | | | | | | | | | | | | |
| Polling | 0 | 0.00% | 0 | 0.00% | 0 | 0.00% | 71 | 56.35% | 0 | 0.00% | 0 | 0.00% |
| AVCB (if used) | 0 | 0.00% | 0 | 0.00% | 0 | 0.00% | 1 | 7.14% | 0 | 0.00% | 0 | 0.00% |
| Total | 0 | 0.00% | 0 | 0.00% | 0 | 0.00% | 72 | 51.43% | 0 | 0.00% | 0 | 0.00% |
| City of Ann Arbor, Ward 4, Precinct 6 | | | | | | | | | | | | |
| Polling | 1 | 0.49% | 0 | 0.00% | 1 | 0.49% | 90 | 44.12% | 0 | 0.00% | 0 | 0.00% |
| AVCB (if used) | 0 | 0.00% | 0 | 0.00% | 0 | 0.00% | 6 | 16.22% | 0 | 0.00% | 0 | 0.00% |
| Total | 1 | 0.41% | 0 | 0.00% | 1 | 0.41% | 96 | 39.83% | 0 | 0.00% | 0 | 0.00% |
| City of Ann Arbor, Ward 4, Precinct 7 | | | | | | | | | | | | |
| Polling | 0 | 0.00% | 0 | 0.00% | 1 | 0.45% | 131 | 58.74% | 0 | 0.00% | 3 | 1.35% |
| AVCB (if used) | 0 | 0.00% | 0 | 0.00% | 0 | 0.00% | 17 | 37.78% | 0 | 0.00% | 0 | 0.00% |
| Total | 0 | 0.00% | 0 | 0.00% | 1 | 0.37% | 148 | 55.22% | 0 | 0.00% | 3 | 1.12% |
| City of Ann Arbor, Ward 4, Precinct 8 | | | | | | | | | | | | |
| Polling | 0 | 0.00% | 0 | 0.00% | 1 | 0.64% | 81 | 51.92% | 0 | 0.00% | 2 | 1.28% |
| AVCB (if used) | 0 | 0.00% | 0 | 0.00% | 2 | 12.50% | 6 | 37.50% | 0 | 0.00% | 0 | 0.00% |
| Total | 0 | 0.00% | 0 | 0.00% | 3 | 1.74% | 87 | 50.58% | 0 | 0.00% | 2 | 1.16% |
| City of Ann Arbor, Ward 4, Precinct 9 | | | | | | | | | | | | |
| Polling | 0 | 0.00% | 0 | 0.00% | 0 | 0.00% | 138 | 60.53% | 0 | 0.00% | 0 | 0.00% |
| AVCB (if used) | 0 | 0.00% | 0 | 0.00% | 0 | 0.00% | 11 | 25.00% | 0 | 0.00% | 0 | 0.00% |
| Total | 0 | 0.00% | 0 | 0.00% | 0 | 0.00% | 149 | 54.78% | 0 | 0.00% | 0 | 0.00% |
| City of Ann Arbor, Ward 4, Precinct 10 | | | | | | | | | | | | |
| Polling | 0 | 0.00% | 0 | 0.00% | 0 | 0.00% | 39 | 41.94% | 0 | 0.00% | 0 | 0.00% |
| AVCB (if used) | 1 | 3.45% | 0 | 0.00% | 0 | 0.00% | 4 | 13.79% | 0 | 0.00% | 0 | 0.00% |
| Total | 1 | 0.82% | 0 | 0.00% | 0 | 0.00% | 43 | 35.25% | 0 | 0.00% | 0 | 0.00% |
| City of Ann Arbor, Ward 5, Precinct 1 | | | | | | | | | | | | |
| Polling | 0 | 0.00% | 0 | 0.00% | 0 | 0.00% | 30 | 54.55% | 0 | 0.00% | 0 | 0.00% |
| AVCB (if used) | 0 | 0.00% | 0 | 0.00% | 0 | 0.00% | 1 | 100.00% | 0 | 0.00% | 0 | 0.00% |
| Total | 0 | 0.00% | 0 | 0.00% | 0 | 0.00% | 31 | 55.36% | 0 | 0.00% | 0 | 0.00% |
| City of Ann Arbor, Ward 5, Precinct 2 | | | | | | | | | | | | |
| Polling | 0 | 0.00% | 0 | 0.00% | 0 | 0.00% | 78 | 57.35% | 1 | 0.74% | 0 | 0.00% |
| AVCB (if used) | 0 | 0.00% | 0 | 0.00% | 0 | 0.00% | 3 | 30.00% | 0 | 0.00% | 0 | 0.00% |
| Total | 0 | 0.00% | 0 | 0.00% | 0 | 0.00% | 81 | 55.48% | 1 | 0.68% | 0 | 0.00% |
| City of Ann Arbor, Ward 5, Precinct 3 | | | | | | | | | | | | |
| Polling | 0 | 0.00% | 0 | 0.00% | 0 | 0.00% | 18 | 51.43% | 0 | 0.00% | 0 | 0.00% |
| AVCB (if used) | 0 | 0.00% | 0 | 0.00% | 0 | 0.00% | 0 | 0.00% | 0 | 0.00% | 0 | 0.00% |
| Total | 0 | 0.00% | 0 | 0.00% | 0 | 0.00% | 18 | 46.15% | 0 | 0.00% | 0 | 0.00% |
| City of Ann Arbor, Ward 5, Precinct 4 | | | | | | | | | | | | |
| Polling | 0 | 0.00% | 0 | 0.00% | 0 | 0.00% | 76 | 56.72% | 0 | 0.00% | 0 | 0.00% |
| AVCB (if used) | 0 | 0.00% | 0 | 0.00% | 0 | 0.00% | 5 | 38.46% | 0 | 0.00% | 0 | 0.00% |
| Total | 0 | 0.00% | 0 | 0.00% | 0 | 0.00% | 81 | 55.10% | 0 | 0.00% | 0 | 0.00% |
| City of Ann Arbor, Ward 5, Precinct 5 | | | | | | | | | | | | |
| Polling | 0 | 0.00% | 0 | 0.00% | 0 | 0.00% | 74 | 55.64% | 0 | 0.00% | 0 | 0.00% |
| AVCB (if used) | 0 | 0.00% | 0 | 0.00% | 0 | 0.00% | 8 | 26.67% | 1 | 3.33% | 0 | 0.00% |
| Total | 0 | 0.00% | 0 | 0.00% | 0 | 0.00% | 82 | 50.31% | 1 | 0.61% | 0 | 0.00% |
| City of Ann Arbor, Ward 5, Precinct 6 | | | | | | | | | | | | |
| Polling | 0 | 0.00% | 0 | 0.00% | 0 | 0.00% | 72 | 63.72% | 0 | 0.00% | 0 | 0.00% |
| AVCB (if used) | 0 | 0.00% | 0 | 0.00% | 0 | 0.00% | 1 | 5.88% | 0 | 0.00% | 0 | 0.00% |
| Total | 0 | 0.00% | 0 | 0.00% | 0 | 0.00% | 73 | 56.15% | 0 | 0.00% | 0 | 0.00% |
| City of Ann Arbor, Ward 5, Precinct 7 | | | | | | | | | | | | |
| Polling | 0 | 0.00% | 0 | 0.00% | 0 | 0.00% | 29 | 39.73% | 0 | 0.00% | 0 | 0.00% |
| AVCB (if used) | 0 | 0.00% | 0 | 0.00% | 0 | 0.00% | 2 | 28.57% | 0 | 0.00% | 0 | 0.00% |
| Total | 0 | 0.00% | 0 | 0.00% | 0 | 0.00% | 31 | 38.75% | 0 | 0.00% | 0 | 0.00% |
| City of Ann Arbor, Ward 5, Precinct 8 | | | | | | | | | | | | |
| Polling | 0 | 0.00% | 0 | 0.00% | 0 | 0.00% | 64 | 52.46% | 0 | 0.00% | 0 | 0.00% |

Statement of Votes Cast
Washtenaw County, MI
2016 Presidential Primary
SOVC For Jurisdiction Wide, All Counters, All Races

Date:03/18/16
Time:09:40:44
Page:24 of 180

| | REP President - Cumulative | | | | | | | | | |
|--|----------------------------|-------|----------------------|--------|---------------------|-------|----------------------|--------|---------------------|-------|
| | Carly Fiorina (REP) | | Lindsey Graham (REP) | | Mike Huckabee (REP) | | John R. Kasich (REP) | | George Pataki (REP) | |
| AVCB (if used) | 0 | 0.00% | 0 | 0.00% | 0 | 0.00% | 3 | 21.43% | 0 | 0.00% |
| Total | 0 | 0.00% | 0 | 0.00% | 0 | 0.00% | 67 | 49.26% | 0 | 0.00% |
| City of Ann Arbor, Ward 5, Precinct 9 | | | | | | | | | | |
| Polling | 0 | 0.00% | 0 | 0.00% | 2 | 1.04% | 99 | 51.56% | 0 | 0.00% |
| AVCB (if used) | 0 | 0.00% | 0 | 0.00% | 0 | 0.00% | 5 | 33.33% | 0 | 0.00% |
| Total | 0 | 0.00% | 0 | 0.00% | 2 | 0.97% | 104 | 50.24% | 0 | 0.00% |
| City of Ann Arbor, Ward 5, Precinct 10 | | | | | | | | | | |
| Polling | 0 | 0.00% | 0 | 0.00% | 1 | 0.45% | 91 | 41.18% | 1 | 0.45% |
| AVCB (if used) | 0 | 0.00% | 0 | 0.00% | 0 | 0.00% | 7 | 18.92% | 0 | 0.00% |
| Total | 0 | 0.00% | 0 | 0.00% | 1 | 0.39% | 98 | 37.98% | 1 | 0.39% |
| City of Ann Arbor, Ward 5, Precinct 11 | | | | | | | | | | |
| Polling | 0 | 0.00% | 0 | 0.00% | 0 | 0.00% | 95 | 51.35% | 0 | 0.00% |
| AVCB (if used) | 0 | 0.00% | 0 | 0.00% | 0 | 0.00% | 2 | 7.69% | 0 | 0.00% |
| Total | 0 | 0.00% | 0 | 0.00% | 0 | 0.00% | 97 | 45.97% | 0 | 0.00% |
| City of Chelsea, Precinct 1 | | | | | | | | | | |
| Polling | 2 | 0.39% | 0 | 0.00% | 1 | 0.20% | 185 | 36.27% | 0 | 0.00% |
| AVCB (if used) | 0 | - | 0 | - | 0 | - | 0 | - | 0 | - |
| Total | 2 | 0.39% | 0 | 0.00% | 1 | 0.20% | 185 | 36.27% | 0 | 0.00% |
| City of Chelsea, Precinct 2 | | | | | | | | | | |
| Polling | 0 | 0.00% | 0 | 0.00% | 0 | 0.00% | 109 | 33.23% | 0 | 0.00% |
| AVCB (if used) | 0 | - | 0 | - | 0 | - | 0 | - | 0 | - |
| Total | 0 | 0.00% | 0 | 0.00% | 0 | 0.00% | 109 | 33.23% | 0 | 0.00% |
| City of Dexter, Precinct 1 | | | | | | | | | | |
| Polling | 0 | 0.00% | 0 | 0.00% | 0 | 0.00% | 135 | 37.40% | 0 | 0.00% |
| AVCB (if used) | 0 | - | 0 | - | 0 | - | 0 | - | 0 | - |
| Total | 0 | 0.00% | 0 | 0.00% | 0 | 0.00% | 135 | 37.40% | 0 | 0.00% |
| City of Dexter, Precinct 2 | | | | | | | | | | |
| Polling | 0 | 0.00% | 0 | 0.00% | 1 | 0.39% | 99 | 38.22% | 0 | 0.00% |
| AVCB (if used) | 0 | - | 0 | - | 0 | - | 0 | - | 0 | - |
| Total | 0 | 0.00% | 0 | 0.00% | 1 | 0.39% | 99 | 38.22% | 0 | 0.00% |
| City of Milan, Precinct 1W | | | | | | | | | | |
| Polling | 0 | 0.00% | 1 | 0.17% | 1 | 0.17% | 136 | 23.21% | 0 | 0.00% |
| AVCB (if used) | 0 | - | 0 | - | 0 | - | 0 | - | 0 | - |
| Total | 0 | 0.00% | 1 | 0.17% | 1 | 0.17% | 136 | 23.21% | 0 | 0.00% |
| City of Saline, Precinct 1 | | | | | | | | | | |
| Polling | 0 | 0.00% | 0 | 0.00% | 1 | 0.25% | 175 | 43.97% | 0 | 0.00% |
| AVCB (if used) | 1 | 0.82% | 0 | 0.00% | 0 | 0.00% | 23 | 18.85% | 1 | 0.82% |
| Total | 1 | 0.19% | 0 | 0.00% | 1 | 0.19% | 198 | 38.08% | 1 | 0.19% |
| City of Saline, Precinct 2 | | | | | | | | | | |
| Polling | 0 | 0.00% | 0 | 0.00% | 0 | 0.00% | 102 | 36.69% | 0 | 0.00% |
| AVCB (if used) | 0 | 0.00% | 1 | 0.68% | 0 | 0.00% | 33 | 22.30% | 0 | 0.00% |
| Total | 0 | 0.00% | 1 | 0.23% | 0 | 0.00% | 135 | 31.69% | 0 | 0.00% |
| City of Saline, Precinct 3 | | | | | | | | | | |
| Polling | 0 | 0.00% | 0 | 0.00% | 0 | 0.00% | 207 | 43.22% | 0 | 0.00% |
| AVCB (if used) | 1 | 1.02% | 0 | 0.00% | 0 | 0.00% | 15 | 15.31% | 0 | 0.00% |
| Total | 1 | 0.17% | 0 | 0.00% | 0 | 0.00% | 222 | 38.47% | 0 | 0.00% |
| City of Ypsilanti, Ward 1, Precinct 1 | | | | | | | | | | |
| Polling | 0 | 0.00% | 3 | 30.00% | 0 | 0.00% | 1 | 10.00% | 0 | 0.00% |
| AVCB (if used) | 0 | - | 0 | - | 0 | - | 0 | - | 0 | - |
| Total | 0 | 0.00% | 3 | 30.00% | 0 | 0.00% | 1 | 10.00% | 0 | 0.00% |
| City of Ypsilanti, Ward 1, Precinct 2 | | | | | | | | | | |
| Polling | 0 | 0.00% | 0 | 0.00% | 0 | 0.00% | 21 | 38.89% | 0 | 0.00% |
| AVCB (if used) | 0 | - | 0 | - | 0 | - | 0 | - | 0 | - |
| Total | 0 | 0.00% | 0 | 0.00% | 0 | 0.00% | 21 | 38.89% | 0 | 0.00% |
| City of Ypsilanti, Ward 1, Precinct 3 | | | | | | | | | | |
| Polling | 0 | 0.00% | 0 | 0.00% | 0 | 0.00% | 12 | 19.35% | 0 | 0.00% |
| AVCB (if used) | 0 | - | 0 | - | 0 | - | 0 | - | 0 | - |
| Total | 0 | 0.00% | 0 | 0.00% | 0 | 0.00% | 12 | 19.35% | 0 | 0.00% |
| City of Ypsilanti, Ward 2, Precinct 1 | | | | | | | | | | |
| Polling | 0 | 0.00% | 0 | 0.00% | 0 | 0.00% | 49 | 35.00% | 1 | 0.71% |
| AVCB (if used) | 0 | - | 0 | - | 0 | - | 0 | - | 0 | - |

Statement of Votes Cast
Washtenaw County, MI
2016 Presidential Primary
SOVC For Jurisdiction Wide, All Counters, All Races

Date:03/18/16
Time:09:40:44
Page:25 of 180

| | REP President - Cumulative | | | | | | | | | | | |
|---------------------------------------|----------------------------|-------|-------------------------|-------|------------------------|-------|-------------------------|--------|------------------------|-------|-----------------|-------|
| | Carly Fiorina (REP) | | Lindsey Graham (REP) | | Mike Huckabee (REP) | | John R. Kasich (REP) | | George Pataki (REP) | | Rand Paul (REP) | |
| Total | 0 | 0.00% | 0 | 0.00% | 0 | 0.00% | 49 | 35.00% | 1 | 0.71% | 0 | 0.00% |
| City of Ypsilanti, Ward 2, Precinct 2 | | | | | | | | | | | | |
| Polling | 0 | 0.00% | 0 | 0.00% | 0 | 0.00% | 53 | 43.44% | 0 | 0.00% | 0 | 0.00% |
| AVCB (if used) | 0 | - | 0 | - | 0 | - | 0 | - | 0 | - | 0 | - |
| Total | 0 | 0.00% | 0 | 0.00% | 0 | 0.00% | 53 | 43.44% | 0 | 0.00% | 0 | 0.00% |
| City of Ypsilanti, Ward 2, Precinct 3 | | | | | | | | | | | | |
| Polling | 0 | 0.00% | 0 | 0.00% | 1 | 0.97% | 45 | 43.69% | 0 | 0.00% | 1 | 0.97% |
| AVCB (if used) | 0 | - | 0 | - | 0 | - | 0 | - | 0 | - | 0 | - |
| Total | 0 | 0.00% | 0 | 0.00% | 1 | 0.97% | 45 | 43.69% | 0 | 0.00% | 1 | 0.97% |
| City of Ypsilanti, Ward 2, Precinct 4 | | | | | | | | | | | | |
| Polling | 0 | 0.00% | 0 | 0.00% | 0 | 0.00% | 6 | 30.00% | 0 | 0.00% | 0 | 0.00% |
| AVCB (if used) | 0 | - | 0 | - | 0 | - | 0 | - | 0 | - | 0 | - |
| Total | 0 | 0.00% | 0 | 0.00% | 0 | 0.00% | 6 | 30.00% | 0 | 0.00% | 0 | 0.00% |
| City of Ypsilanti, Ward 3, Precinct 1 | | | | | | | | | | | | |
| Polling | 0 | 0.00% | 0 | 0.00% | 0 | 0.00% | 17 | 50.00% | 0 | 0.00% | 1 | 2.94% |
| AVCB (if used) | 0 | - | 0 | - | 0 | - | 0 | - | 0 | - | 0 | - |
| Total | 0 | 0.00% | 0 | 0.00% | 0 | 0.00% | 17 | 50.00% | 0 | 0.00% | 1 | 2.94% |
| City of Ypsilanti, Ward 3, Precinct 2 | | | | | | | | | | | | |
| Polling | 0 | 0.00% | 0 | 0.00% | 0 | 0.00% | 34 | 25.37% | 0 | 0.00% | 0 | 0.00% |
| AVCB (if used) | 0 | - | 0 | - | 0 | - | 0 | - | 0 | - | 0 | - |
| Total | 0 | 0.00% | 0 | 0.00% | 0 | 0.00% | 34 | 25.37% | 0 | 0.00% | 0 | 0.00% |
| City of Ypsilanti, Ward 3, Precinct 3 | | | | | | | | | | | | |
| Polling | 0 | 0.00% | 0 | 0.00% | 1 | 0.99% | 26 | 25.74% | 0 | 0.00% | 2 | 1.98% |
| AVCB (if used) | 0 | - | 0 | - | 0 | - | 0 | - | 0 | - | 0 | - |
| Total | 0 | 0.00% | 0 | 0.00% | 1 | 0.99% | 26 | 25.74% | 0 | 0.00% | 2 | 1.98% |
| Ann Arbor Township, Precinct 1 | | | | | | | | | | | | |
| Polling | 0 | 0.00% | 0 | 0.00% | 0 | 0.00% | 140 | 34.48% | 0 | 0.00% | 1 | 0.25% |
| AVCB (if used) | 0 | - | 0 | - | 0 | - | 0 | - | 0 | - | 0 | - |
| Total | 0 | 0.00% | 0 | 0.00% | 0 | 0.00% | 140 | 34.48% | 0 | 0.00% | 1 | 0.25% |
| Ann Arbor Township, Precinct 2 | | | | | | | | | | | | |
| Polling | 1 | 0.45% | 0 | 0.00% | 0 | 0.00% | 123 | 55.66% | 0 | 0.00% | 0 | 0.00% |
| AVCB (if used) | 0 | - | 0 | - | 0 | - | 0 | - | 0 | - | 0 | - |
| Total | 1 | 0.45% | 0 | 0.00% | 0 | 0.00% | 123 | 55.66% | 0 | 0.00% | 0 | 0.00% |
| Augusta Township, Precinct 1 | | | | | | | | | | | | |
| Polling | 0 | 0.00% | 0 | 0.00% | 0 | 0.00% | 89 | 24.72% | 1 | 0.28% | 0 | 0.00% |
| AVCB (if used) | 0 | - | 0 | - | 0 | - | 0 | - | 0 | - | 0 | - |
| Total | 0 | 0.00% | 0 | 0.00% | 0 | 0.00% | 89 | 24.72% | 1 | 0.28% | 0 | 0.00% |
| Augusta Township, Precinct 2 | | | | | | | | | | | | |
| Polling | 0 | 0.00% | 0 | 0.00% | 0 | 0.00% | 24 | 10.76% | 0 | 0.00% | 1 | 0.45% |
| AVCB (if used) | 0 | - | 0 | - | 0 | - | 0 | - | 0 | - | 0 | - |
| Total | 0 | 0.00% | 0 | 0.00% | 0 | 0.00% | 24 | 10.76% | 0 | 0.00% | 1 | 0.45% |
| Augusta Township, Precinct 3 | | | | | | | | | | | | |
| Polling | 0 | 0.00% | 0 | 0.00% | 0 | 0.00% | 70 | 15.73% | 1 | 0.22% | 0 | 0.00% |
| AVCB (if used) | 0 | - | 0 | - | 0 | - | 0 | - | 0 | - | 0 | - |
| Total | 0 | 0.00% | 0 | 0.00% | 0 | 0.00% | 70 | 15.73% | 1 | 0.22% | 0 | 0.00% |
| Bridgewater Township, Precinct 1 | | | | | | | | | | | | |
| Polling | 0 | 0.00% | 0 | 0.00% | 0 | 0.00% | 71 | 19.40% | 0 | 0.00% | 1 | 0.27% |
| AVCB (if used) | 0 | - | 0 | - | 0 | - | 0 | - | 0 | - | 0 | - |
| Total | 0 | 0.00% | 0 | 0.00% | 0 | 0.00% | 71 | 19.40% | 0 | 0.00% | 1 | 0.27% |
| Dexter Township, Precinct 1 | | | | | | | | | | | | |
| Polling | 0 | 0.00% | 0 | 0.00% | 3 | 0.62% | 165 | 34.02% | 1 | 0.21% | 4 | 0.82% |
| AVCB (if used) | 0 | - | 0 | - | 0 | - | 0 | - | 0 | - | 0 | - |
| Total | 0 | 0.00% | 0 | 0.00% | 3 | 0.62% | 165 | 34.02% | 1 | 0.21% | 4 | 0.82% |
| Dexter Township, Precinct 2 | | | | | | | | | | | | |
| Polling | 0 | 0.00% | 0 | 0.00% | 0 | 0.00% | 150 | 31.38% | 0 | 0.00% | 1 | 0.21% |
| AVCB (if used) | 0 | - | 0 | - | 0 | - | 0 | - | 0 | - | 0 | - |
| Total | 0 | 0.00% | 0 | 0.00% | 0 | 0.00% | 150 | 31.38% | 0 | 0.00% | 1 | 0.21% |
| Dexter Township, Precinct 3 | | | | | | | | | | | | |
| Polling | 0 | 0.00% | 0 | 0.00% | 0 | 0.00% | 89 | 32.01% | 0 | 0.00% | 1 | 0.36% |
| AVCB (if used) | 0 | - | 0 | - | 0 | - | 0 | - | 0 | - | 0 | - |
| Total | 0 | 0.00% | 0 | 0.00% | 0 | 0.00% | 89 | 32.01% | 0 | 0.00% | 1 | 0.36% |

Date:03/18/16
Time:09:40:45
Page:26 of 180

| | REP President - Cumulative | | | | | | | | | | | |
|---|----------------------------|-------|-------------------------|-------|------------------------|-------|-------------------------|--------|------------------------|-------|-----------------|-------|
| | Carly Fiorina (REP) | | Lindsey Graham (REP) | | Mike Huckabee (REP) | | John R. Kasich (REP) | | George Pataki (REP) | | Rand Paul (REP) | |
| Freedom Township, Precinct 1 | | | | | | | | | | | | |
| Polling | 0 | 0.00% | 1 | 0.28% | 1 | 0.28% | 120 | 33.71% | 0 | 0.00% | 1 | 0.28% |
| AVCB (if used) | 0 | - | 0 | - | 0 | - | 0 | - | 0 | - | 0 | - |
| Total | 0 | 0.00% | 1 | 0.28% | 1 | 0.28% | 120 | 33.71% | 0 | 0.00% | 1 | 0.28% |
| Lima Township, Precinct 1 | | | | | | | | | | | | |
| Polling | 1 | 0.14% | 0 | 0.00% | 2 | 0.27% | 215 | 29.41% | 0 | 0.00% | 2 | 0.27% |
| AVCB (if used) | 0 | - | 0 | - | 0 | - | 0 | - | 0 | - | 0 | - |
| Total | 1 | 0.14% | 0 | 0.00% | 2 | 0.27% | 215 | 29.41% | 0 | 0.00% | 2 | 0.27% |
| Lodi Township, Precinct 1 | | | | | | | | | | | | |
| Polling | 0 | 0.00% | 0 | 0.00% | 0 | 0.00% | 184 | 34.52% | 0 | 0.00% | 0 | 0.00% |
| AVCB (if used) | 0 | - | 0 | - | 0 | - | 0 | - | 0 | - | 0 | - |
| Total | 0 | 0.00% | 0 | 0.00% | 0 | 0.00% | 184 | 34.52% | 0 | 0.00% | 0 | 0.00% |
| Lodi Township, Precinct 2 | | | | | | | | | | | | |
| Polling | 0 | 0.00% | 0 | 0.00% | 2 | 0.31% | 245 | 37.46% | 1 | 0.15% | 2 | 0.31% |
| AVCB (if used) | 0 | - | 0 | - | 0 | - | 0 | - | 0 | - | 0 | - |
| Total | 0 | 0.00% | 0 | 0.00% | 2 | 0.31% | 245 | 37.46% | 1 | 0.15% | 2 | 0.31% |
| Lodi Township, Precinct 3 | | | | | | | | | | | | |
| Polling | 0 | 0.00% | 0 | 0.00% | 0 | 0.00% | 61 | 32.45% | 0 | 0.00% | 1 | 0.53% |
| AVCB (if used) | 0 | - | 0 | - | 0 | - | 0 | - | 0 | - | 0 | - |
| Total | 0 | 0.00% | 0 | 0.00% | 0 | 0.00% | 61 | 32.45% | 0 | 0.00% | 1 | 0.53% |
| Lyndon Township, Precinct 1 | | | | | | | | | | | | |
| Polling | 0 | 0.00% | 0 | 0.00% | 1 | 0.19% | 136 | 25.37% | 0 | 0.00% | 1 | 0.19% |
| AVCB (if used) | 0 | - | 0 | - | 0 | - | 0 | - | 0 | - | 0 | - |
| Total | 0 | 0.00% | 0 | 0.00% | 1 | 0.19% | 136 | 25.37% | 0 | 0.00% | 1 | 0.19% |
| Manchester Township, Precinct 1 | | | | | | | | | | | | |
| Polling | 1 | 0.29% | 0 | 0.00% | 1 | 0.29% | 73 | 21.53% | 0 | 0.00% | 5 | 1.47% |
| AVCB (if used) | 0 | - | 0 | - | 0 | - | 0 | - | 0 | - | 0 | - |
| Total | 1 | 0.29% | 0 | 0.00% | 1 | 0.29% | 73 | 21.53% | 0 | 0.00% | 5 | 1.47% |
| Manchester Township, Precinct 2 | | | | | | | | | | | | |
| Polling | 0 | 0.00% | 1 | 0.20% | 0 | 0.00% | 109 | 21.29% | 0 | 0.00% | 2 | 0.39% |
| AVCB (if used) | 0 | - | 0 | - | 0 | - | 0 | - | 0 | - | 0 | - |
| Total | 0 | 0.00% | 1 | 0.20% | 0 | 0.00% | 109 | 21.29% | 0 | 0.00% | 2 | 0.39% |
| Northfield Township, Precinct 1 | | | | | | | | | | | | |
| Polling | 1 | 0.24% | 0 | 0.00% | 1 | 0.24% | 114 | 26.89% | 0 | 0.00% | 1 | 0.24% |
| AVCB (if used) | 0 | 0.00% | 0 | 0.00% | 1 | 0.99% | 14 | 13.86% | 0 | 0.00% | 0 | 0.00% |
| Total | 1 | 0.19% | 0 | 0.00% | 2 | 0.38% | 128 | 24.38% | 0 | 0.00% | 1 | 0.19% |
| Northfield Township, Precinct 2 | | | | | | | | | | | | |
| Polling | 0 | 0.00% | 0 | 0.00% | 0 | 0.00% | 110 | 24.72% | 0 | 0.00% | 2 | 0.45% |
| AVCB (if used) | 0 | 0.00% | 0 | 0.00% | 0 | 0.00% | 28 | 22.05% | 0 | 0.00% | 1 | 0.79% |
| Total | 0 | 0.00% | 0 | 0.00% | 0 | 0.00% | 138 | 24.13% | 0 | 0.00% | 3 | 0.52% |
| Northfield Township, Precinct 3 | | | | | | | | | | | | |
| Polling | 0 | 0.00% | 0 | 0.00% | 0 | 0.00% | 43 | 16.86% | 0 | 0.00% | 3 | 1.18% |
| AVCB (if used) | 0 | 0.00% | 0 | 0.00% | 1 | 1.61% | 3 | 4.84% | 0 | 0.00% | 0 | 0.00% |
| Total | 0 | 0.00% | 0 | 0.00% | 1 | 0.32% | 46 | 14.51% | 0 | 0.00% | 3 | 0.95% |
| Pittsfield Charter Township, Precinct 1 | | | | | | | | | | | | |
| Polling | 0 | 0.00% | 0 | 0.00% | 0 | 0.00% | 150 | 43.10% | 0 | 0.00% | 0 | 0.00% |
| AVCB (if used) | 0 | 0.00% | 0 | 0.00% | 1 | 1.67% | 14 | 23.33% | 0 | 0.00% | 0 | 0.00% |
| Total | 0 | 0.00% | 0 | 0.00% | 1 | 0.25% | 164 | 40.20% | 0 | 0.00% | 0 | 0.00% |
| Pittsfield Charter Township, Precinct 2 | | | | | | | | | | | | |
| Polling | 0 | 0.00% | 0 | 0.00% | 1 | 0.55% | 63 | 34.62% | 1 | 0.55% | 0 | 0.00% |
| AVCB (if used) | 0 | 0.00% | 0 | 0.00% | 1 | 2.27% | 8 | 18.18% | 0 | 0.00% | 0 | 0.00% |
| Total | 0 | 0.00% | 0 | 0.00% | 2 | 0.88% | 71 | 31.42% | 1 | 0.44% | 0 | 0.00% |
| Pittsfield Charter Township, Precinct 3 | | | | | | | | | | | | |
| Polling | 0 | 0.00% | 0 | 0.00% | 0 | 0.00% | 101 | 39.15% | 1 | 0.39% | 1 | 0.39% |
| AVCB (if used) | 0 | 0.00% | 0 | 0.00% | 0 | 0.00% | 5 | 14.29% | 0 | 0.00% | 0 | 0.00% |
| Total | 0 | 0.00% | 0 | 0.00% | 0 | 0.00% | 106 | 36.18% | 1 | 0.34% | 1 | 0.34% |
| Pittsfield Charter Township, Precinct 4 | | | | | | | | | | | | |
| Polling | 0 | 0.00% | 0 | 0.00% | 1 | 0.87% | 31 | 26.96% | 0 | 0.00% | 1 | 0.87% |
| AVCB (if used) | 0 | 0.00% | 0 | 0.00% | 0 | 0.00% | 5 | 16.13% | 0 | 0.00% | 0 | 0.00% |
| Total | 0 | 0.00% | 0 | 0.00% | 1 | 0.68% | 36 | 24.66% | 0 | 0.00% | 1 | 0.68% |
| Pittsfield Charter Township, Precinct 5 | | | | | | | | | | | | |